

Wave-like behaviour in (0,1) binary sequences

Enrique Canessa

The Abdus Salam International Centre for Theoretical Physics, ICTP, Trieste 34151, Italy

(Dated: April 22, 2022)

This work presents a comprehensive study of the properties of finite (0,1) binary systems from the mathematical viewpoint of quantum theory where a complex wavefunction ψ_n is considered as an analogous probability measure. This is a quantum-inspired extension of the GenomeBits model to characterise observed genome sequences, where ψ_n is related to an alternating (0,1) binary series having independent distributed terms. The real and imaginary spectrum of ψ_n vs. the nucleotide base positions display characteristic features of sound waves.

I. INTRODUCTION

The derivation of analogous relationships between different disciplines has become increasingly popular in recent years. This type of approach has been implemented in a wide range of applications, as for example in the domains of physics and finance. These efforts have pursued analogies between stochastic models commonly used in the statistical physics of complex systems and stock market dynamics [1]. The thermodynamic interpretation of multifractality was established in [2], and an expression for an analogous specific heat in these systems was derived in [1].

Another particularly interesting example is the 3D deformation of a compressible filament which has been modelled as the oscillation of a relativistic non-linear pendulum, where the compression modulus relates to the relativistic particle's rest mass, and the bending modulus mimics the speed of light [3]. A mathematical approach for the quantum information representation of biosystems has been introduced in [4]. In this study, biological functions such as psychological functions and epigenetic mutation are modelled in analogy with the physics of open quantum systems. In [5], it has been argued how analogous Hawking radiation-like phenomena may arise in chaotic systems with exponential sensitivity to initial conditions (butterfly effect). There exists also suggestive parallels between various aspects of number theory and physics phenomena [6].

Such parallel analyses have been useful to describe the rich complexity of diverse dynamical systems in terms of well-known physics phenomena and, therefore, best characterise the peculiarities of their behaviour. Motivated by these analogous representations, we apply in this work quantum formalism outside of physics to derive properties of binary sequences containing 0 and 1 distinct outcomes from a new perspective.

The purpose of this work is to introduce a wave-like function for complete genome sequences of pathogens represented by an alternating binary series having independently distributed terms associated with (0,1) binary indicators for the nucleotide bases. This quantum-based mathematical description is an extension of our previous GenomeBits model [7, 8]. It can reveal further unique imprints of the genome dynamics at the level of nucleotide ordering for different systems (or genome mutations) following experimental measures over N intervals. We compare results with random binary sequences.

Following Ref.[4], the present approach is treated from the viewpoint of quantum theory as a measurement theory and not as being the atomic-level modelling of real quantum physical processes. The complex wavefunction is seen as a mathematical description of an isolated, analogous quantum system. The real and imaginary parts of the longitudinal wavefunction vs. the nucleotide bases display analogous features of sound waves.

II. BINARY SEQUENCES FORMULAE

Let us consider the quantitative GenomeBits method for the examination of distinctive patterns of complete genome data [7, 8]. It consists of a certain type of finite alternating series having terms converted to (0,1) binary values for the nucleotide bases $\alpha = A, C, T, G$ as observed along the reported genome sequences, with (A)denine, (C)ytosine, (G)uanine and (T)hymine –or (U)racil RNA genome for single strand. In other words, the GenomeBits approach defines the sum relation

$$\Phi(X_{\alpha,k}) = \phi(X_{\alpha,1}) + \dots + \phi(X_{\alpha,k}) = \sum_{j=1}^k \phi(X_{\alpha,j}) = \sum_{j=1}^k (-1)^{j-1} X_{\alpha,j}, \quad (1)$$

where the individual values $X_j = 0$ or $X_j = 1$ are associated according to their position k along the genome sequences of length N , satisfying the following relation

$$X_{\alpha,k} = |\Phi(X_{\alpha,k}) - \Phi(X_{\alpha,k-1})|. \quad (2)$$

The arithmetic progression carries positive and negative signs $(-1)^{j-1}$ and a finite non-zero first moment of the independently distributed variables $X_{\alpha,j}$. By default, plus and minus signs are chosen sequentially starting with +1 at $j = 1$.

The mapping of Eq.(1) into four binary projections of the α -sequences follows the three-base periodicity characteristic of protein-coding DNA sequences studies in Ref. [9]. Analysing genomics sequencing via this class of finite alternating sums allows to extract unique features at each base. From the view of statistics, such series are equivalent to a discrete-valued time series for the statistical characterisation of random data sets [1]. In the following, however, the above GenomeBits relation is to be considered as a resulting wave created by a certain superposition of (one or more discretized) wavefunctions, *i.e.*, $\phi(X_{\alpha,N}) \rightleftharpoons \psi_n(X_{\alpha,N})$ in some medium. In general wavefunctions are complex functions and the displacement of this wave is to be a function of base position k .

Let us then consider the polar form

$$\begin{aligned} \psi_n(X_{\alpha,k}) &\equiv A (-1)^{k-1} |\Phi(X_{\alpha,k}) - \Phi(X_{\alpha,k-1})| \exp \left\{ \frac{n\pi i}{\lambda_N} \Phi(X_{\alpha,k}) \right\}, \\ &= A (-1)^{k-1} X_{\alpha,k} \exp \left\{ \frac{n\pi i}{\lambda_N} \sum_{j=1}^k (-1)^{j-1} X_{\alpha,j} \right\}, \end{aligned} \quad (3)$$

with A a real constant and $n = 1, 2, \dots$

The normalisation condition via the complex conjugate $\sum_{k=1}^N \psi_n(X_{\alpha,k}) \psi_n^*(X_{\alpha,k}) = \sum_{k=1}^N |\psi_n(X_{\alpha,k})|^2 = 1$ implies

$$A^2 \sum_{k=1}^N |(-1)^{k-1} X_{\alpha,k}|^2 = A^2 \sum_{k=1}^N X_{\alpha,k}^2 = 1. \quad (4)$$

Since $X_{\alpha,k}$ may take (0,1) values only, one then gets the amplitude

$$A = \frac{1}{\pm \sqrt{N_{+1}}}, \quad (5)$$

where N_{+1} is the total number of 1's found in the complete $N = N_0 + N_{+1}$ sequences for each species α .

To simplify calculations, let us choose

$$\lambda_N \equiv \sum_{j=1}^N \phi(X_{\alpha,j}) = \sum_{j=1}^N (-1)^{j-1} X_{\alpha,j} = \Phi(X_{\alpha,N}), \quad (6)$$

which corresponds to the maximum real value for the alternating sum of binary sequences. From Eq.(3) and Euler's identity, it is interesting to note that for $k \rightarrow N$ the Cartesian form

$$\psi_n(X_{\alpha,N}) = \left(\frac{1}{\pm \sqrt{N_{+1}}} \right) (-1)^{N-1} X_{\alpha,N} [\cos(n\pi) + i \sin(n\pi)] = \frac{(-1)^n}{\pm \sqrt{N_{+1}}} \phi(X_{\alpha,N}). \quad (7)$$

oscillates and decreases for large numbers of 1's and $\forall n \geq 1$. Hence, the GenomeBits Eq.(1) for complete genome sequences can be seen as a resulting wave in steady state created by certain non-zero complex wavefunctions ψ that change with $k \neq 0$ and have same maximum density probability $1/N_{+1}$ at each n .

III. RESULTS AND DISCUSSION

In this section we discuss some examples addressed to show the applicability of the above results. The examples include cases of wavefunctions with random (0,1) sequences with either different densities of random 0's and 1's – namely, 70% number of zeros and 30% of ones, as well as a wavefunction for a representative full-length GenomeBits sequence of coronavirus (Omicron variant) [7, 8]. Illustrative results derived for the sums in Eq.(1) for nucleotides of this strand of complete genome sequence are shown in Fig. 1.

The GISAID accession number for the full-length genome sequencing shown in Fig. 1 is EPI_ISL_11901306 dated 2022-04-04 from Monza, Italy [10], with $N = 29613$ base pairs. It is interesting to note that for $\alpha = (A)$ the total numbers of zeros is 20770 (0.70%) and the total number of ones is 8843 (0.30%). For $\alpha = (C)$ these correspond to 24199 (0.82%) and 5414 (0.18%), respectively. For $\alpha = (G)$ one finds 23809 (0.80%) and 5804 (0.20%) and,

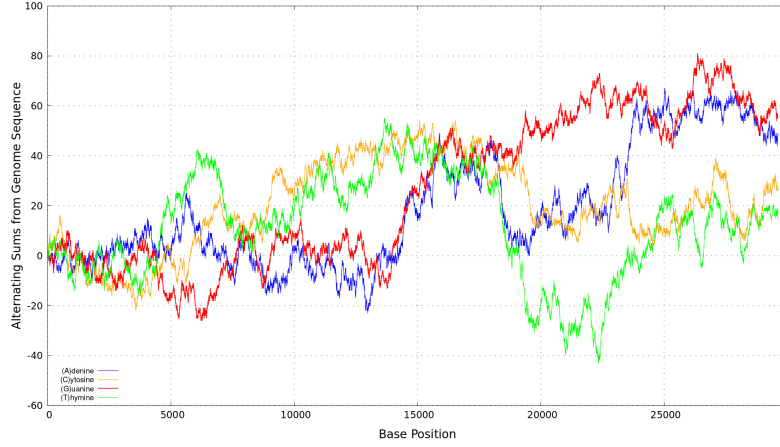


FIG. 1. Binary sequence sum series of Eq.(1) for representative nucleotide bases from the genome sequence of coronavirus (Omicron variant, GISAID EPI_ISL_11901306 [10]).

similarly, for $\alpha = (T)$ the values become 20061 (0.68%) and 9552 (0.32%). There are regions in this figure where these binary projections reveal some distinctive oscillatory patterns and interesting unique imprints of the intrinsic gene organisation at the level of nucleotides.

Remarkably, the signals in Fig. 1 are essentially similar in behaviour. The positive and negative terms in the sums of the discrete (0,1) values partly cancel out, allowing the series to diverge from zero rapidly and to become a non-Cauchy sequence type. As shown next, these statistical representations are powerful to targeting the proposed complex-valued wavefunctions of Eq.(3).

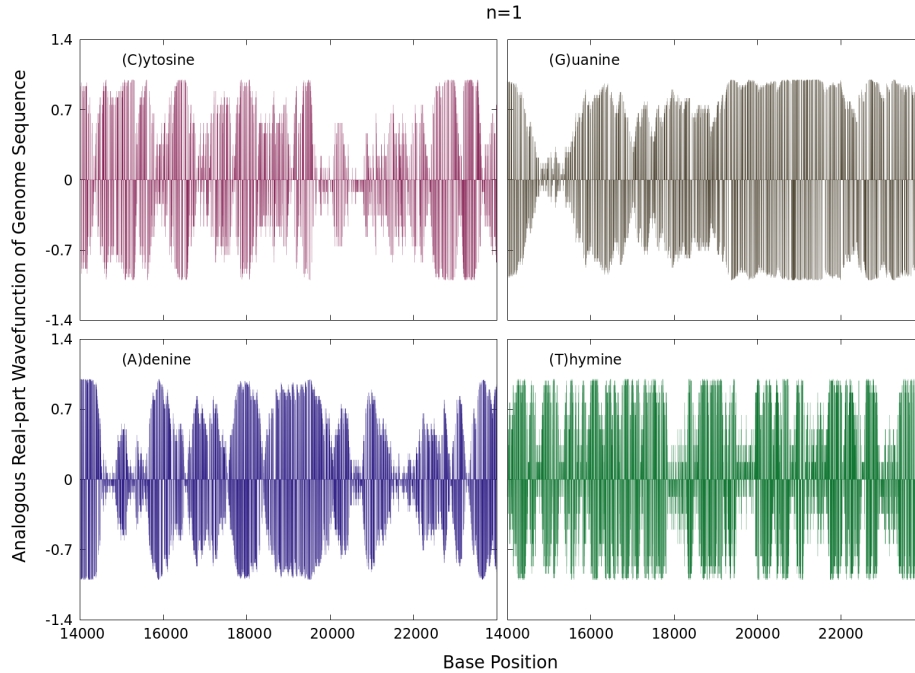


FIG. 2. Real parts of the wavefunctions in Eq.(3) for $n = 1$ for each sum series displayed in Fig. 1.

The corresponding real and imaginary parts of $\psi_1(X_{\alpha,k})$ at a first analogous bound state are depicted in Figs. 2 and 3 for the sum series of Fig. 1 along the base positions $14000 \leq k \leq 24000$ and normalized by A . This wavefunction is here understood as the mathematical description of an analogous ground state of an isolated quantum system. The

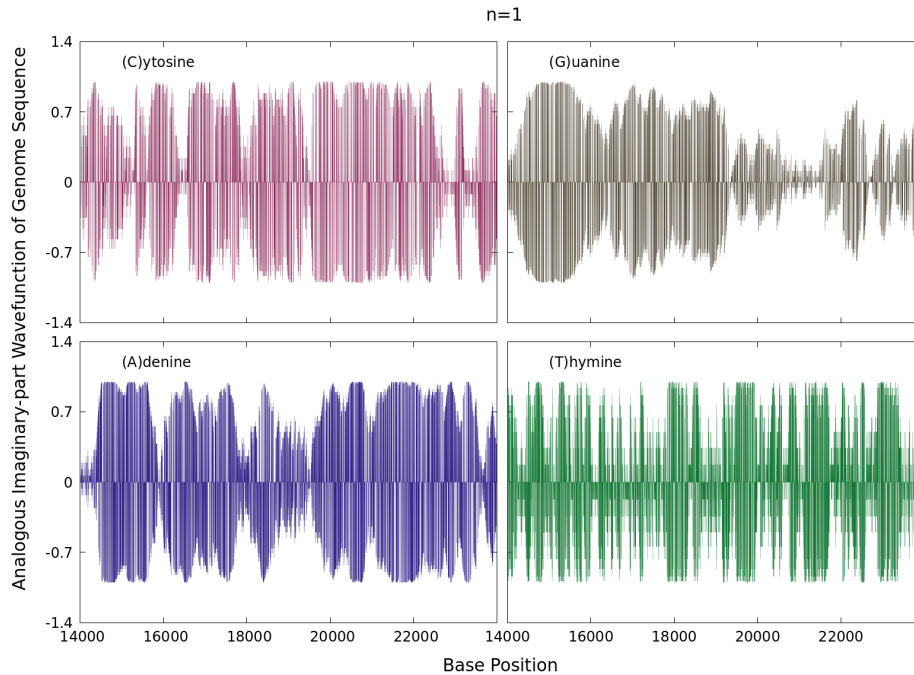


FIG. 3. Imaginary parts of the wavefunctions in Eq.(3) for $n = 1$ for each sum series displayed in Fig. 1.

real and imaginary parts may in turn resemble analogous oscillatory acoustic waves in all examples considered. Such sequences share zero values in \mathbb{R} when $X_{\alpha,k} = 0$. Individually all the wavefunctions for a given n exhibit a set of zeros in their real and imaginary parts along the complete real $1 \leq k \leq N$ axis.

These results are a consequence of factorising the full wavefunction as the product of two different expressions *i.e.*, a linear function proportional to the (0,1) binary sequences and a complex exponential form. Since this wavefunction is discretized, one may think of it as a standing wave with zero nodes. From the numerical point of view, these wavefunctions are here not quantum states of interest with a definite total physics energy, but rather an analogous mathematical construction. At any other point different from zero, the wavefunction with oscillatory behaviour for genome sequences is obtained. This is a remarkable result based on a simple algorithm of finite alternating sum series having independently distributed terms associated with just two indicators (0,1) for each of the nucleotide bases A, C, T or G . In this light, it is worthy to note that previous algorithmic conversions of single-protein DNA sequence data to oscillatory sound waves has been reported in Ref.[12], in which each DNA base is represented by specific musical notes.

The wav audio files generated via the present GenomeBits wavefunctions, by transforming the occurrence of nucleotides of the same type along the genome sequences can be downloaded from GitHub [15]. An analogous time-frequency representation of the strand of genome data, showing homogeneous peak signals over time, is shown in Fig. 4 in the form of spectrogram. Each data point in the audio curves has been fitted to a gaussian function to correlate a continuous audio spectrum in the analysis of our waveform reconstruction. In these calculations, we use similar parameters as in Ref.[13]: sample rate: 4096, precision: 16-bit, duration: 2:46.28 min for 681097 samples: file size: 1.36M: bit rate: 65.5k and sample encoding: 16-bit in 1 channel. This visual method could also help to identify and quantify future virus mutations. In passing, we mention that gravitational waves from a binary black hole merger have been recently sonificated in Ref.[13], and music from fractal noise have been investigated in Ref.[14].

The present novel method of binary projections introduced here has drawn inspiration from quantum theory. The main point is to uncover distinctive patterns out of some intrinsic organisation embedded in the sequences, including acoustic-like waves. Our work differs from other formalism in that sequence variations are characterised by simply associating (0,1) indicators for each nucleotide bases (A), (C), (G) and (T) separately.

Inspired by the above findings in the genome sequences of coronavirus, we include in Fig. 5 examples addressed to show that, in general, there are common patterns in the behaviour around the zeros of the real and complex parts of the wavefunction $\psi_1(X_{\alpha,k})$ for random (0,1) sequences with 70% of number of zeros and 30% of ones. For different sequences randomly generated in arbitrary form and for two different values of n , it follows that the maxima and minima in the curves differ in shape. For $n = 1$ the profile of the imaginary part of ψ presents an analogous "white

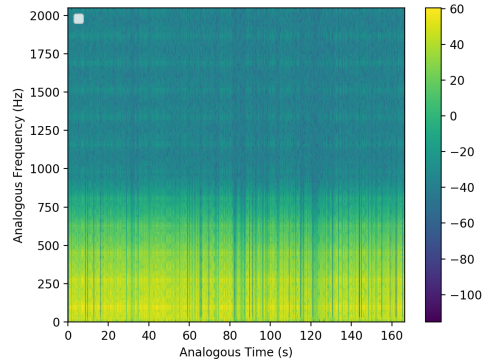


FIG. 4. Example of analogous time-frequency representation of the strand of nucleotide bases (A)denine produced from a wav audio file generated via the present GenomeBits wavefunction. The latter can be downloaded from GitHub [15].

noise” type of behaviour, which carries the least correlations. As for Fig. 3, the occurrence of a particular bit is essentially independent of previous or future values of the binary expansion [11].

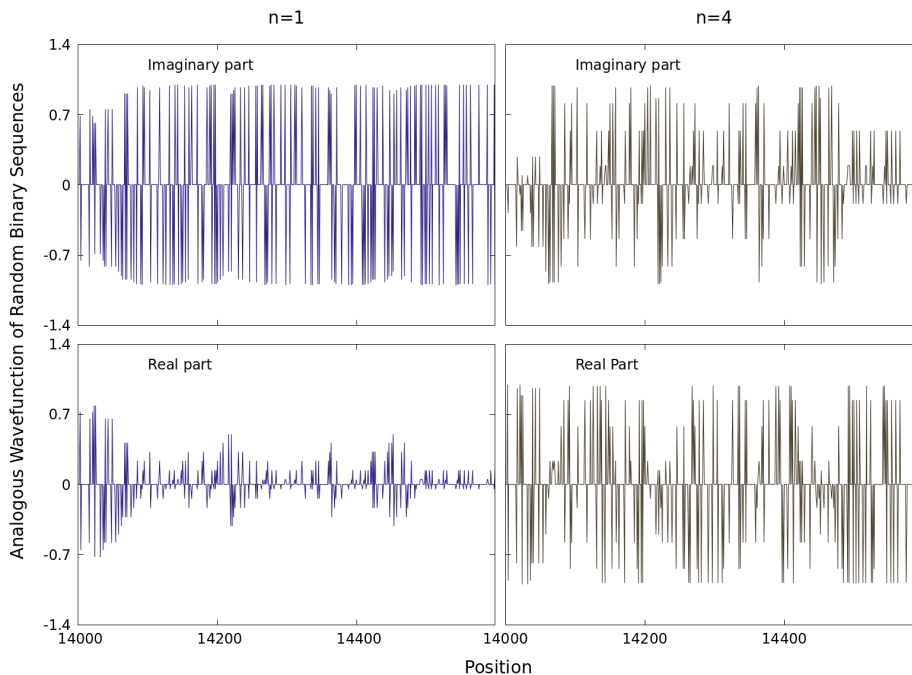


FIG. 5. Real and Imaginary parts of the wavefunctions in Eq.(3) for binary random numbers with different frequencies of 0’s (70%) and 1’s (30%) and two different n ’s.

Closing this discussion, it seems sensible to interpret our quantum inspired Eq.(3) as an inherent mathematical method to study oscillations in binary systems although its nature may appear abstract. We stress that classical mathematics still plays a crucial role to describe the rich complexity of biological systems and peculiarities of their behaviour [4].

IV. SUMMARY

Starting with an extension of the alternating sums of genome sequences as in Eq.(1) (which may be seen as a particular case of polynomial associated to some immanant of a matrix for DNA graph [16]), we presented a new

quantitative test for comparing natural binary numbers sequences through the complex wavefunction of Eq.(3). Its analogous cumulative probability over all possible base positions is unity. This measure is aimed at finding out a characterisation and understanding of sequence variation from a comparative investigation across multiple binary systems including genome sequences and random numbers. Although the present analogy is consistent from a formal mathematical perspective, one aspect that can be criticised is the fact that we cannot make yet some kind of physical association to quantize energy in levels, to derive a system momentum, etc. The justification for this is that we are dealing with discretized (0,1) sequences in one dimension.

By construction, the wavefunction Eq.(3) at n wear properties that are not different from those of other analogous states $n + 1$ as can be deduced through Eq.(7). For finite systems, it makes sense to fix the amplitude A by the normalisation of an analogous total probability as done in Eq.(5). Under base translation by a spacing $k_a > k$, the wavefunction is not symmetric and its modulus satisfies $|\psi_n(X_{\alpha,k+k_a})|^2 = |X_{\alpha,k+k_a}|^2 \neq |X_{\alpha,k}|^2$. Such behaviour is characteristic of the multi-mode spectrum of aperiodic lattices. Additionally, the observations reported here may share a common quantum-like origin with the method introduced in [4].

The examples worked out in this paper have been chosen as another test for the mathematical conversion of binary sequences to isolate acoustic-like waves by appropriate formulas. Introducing Eq.(3) as an extension of Eq.(1), we developed a simple method to perform wave calculations where inputs of zeros and ones are sufficient. This opens the possibility to reverse the calculations and derive a characteristic precursory alternating sum from a given recorded audio file as input. We believe this novel aspect of our algorithm could stimulate further investigations toward slicing the sounds of nature.

CONFLICT OF INTEREST

The author declares no conflict of interest.

-
- [1] Canessa E., "Multifractality in time series", J. Phys. A: Math. Gen. **33** (2000) 3637. doi: 10.1088/0305-4470/33/19/302
 - [2] Halsey T.C., Jensen M.H., Kadanoff L.P., Procaccia I., Shraiman B.I., "Fractal measures and their singularities: The characterization of strange sets", Phys. Rev. A Gen. Phys **33** (1986) 1141. doi: 10.1103/physreva.33.1141
 - [3] Oshri O., Diamant H., "Properties of compressible elastica from relativistic analogy", Soft Matter **12** (2016) 664. doi: 10.1039/c5sm02447a
 - [4] Bsieva I., Khrennikov A., Ozawa M., "Quantum-like modeling in biology with open quantum systems and instruments", BioSystems **201** (2021) 104328. doi: 10.1016/j.biosystems.2020.104328
 - [5] Morita T., "Bound on Lyapunov exponent in $c = 1$ matrix model", Eur. Phys. J. C **80** (2020) 331. doi: 10.1140/epjc/s10052-020-7879-9
 - [6] Canessa E., "Theory of analogous force on number sets", Phys. A: Stat. Mech. and App. **328** (2003) 44. doi: 10.1016/S0378-4371(03)00526-0
 - [7] Canessa E., "Uncovering signals from the coronavirus genome", Genes (Basel) **12** (2021) 973. doi: 10.3390/genes12070973
 - [8] Canessa E., Tenze L. "GenomeBits: A tool for the signal analysis of complete genome sequences", <https://github.com/canessae/GenomeBits/> (Last visited 14/4/2022).
 - [9] Chechetkin V., Turygin A. "Size-dependence of three-periodicity and long-range correlations in DNA sequences", Phys. Lett. A **199** (1995) 75. doi: 10.1016/0375-9601(95)00047-7
 - [10] GISAID: global science initiative. Open access archive to genomic data of viruses. <http://www.gisaid.org> (Last visited 14/4/2022).
 - [11] Gardner M. "White and brown music, fractal curves and one-over-f fluctuations", Sci. Amer. **238** (1978) 16.
 - [12] Martin E.J., Meagher T.R., Barker D. "Using sound to understand protein sequence data: new sonification algorithms for protein sequences and multiple sequence alignments" BMC Bioinformatics **22** (2021) 456. doi: 10.1186/s12859-021-04362-7
 - [13] Abbott B.P. et al. "Observation of gravitational waves from a binary black hole merger", Phys. Rev. Lett. **116** (2016) 061102. doi: 10.1103/PhysRevLett.116.061102
 - [14] Bulmer M. "Music from fractal noise", Proc. Maths. 2000 Festival, Melbourne, 10–13 January 2000 <https://people.smp.uq.edu.au/MichaelBulmer/research/papers/fractalmusic.pdf> (Last visited 14/4/2022).
 - [15] GitHub: A code hosting platform for version control and collaboration. <https://github.com/canessae/GenomeBits-Waves> (Last visited 14/4/2022)
 - [16] Aram V., Iranmanesh A., "3D-Dynamic representation of DNA sequences", MATCH Commun. Math. Comput. Chem. **67** (2012) 809.