

Superfluid drag between excitonic polaritons and superconducting electron gas

Azat F. Aminov¹, Alexey A. Sokolik^{2,1}, and Yurii E. Lozovik^{2,1}

¹National Research University Higher School of Economics, 109028 Moscow, Russia

²Institute for Spectroscopy, Russian Academy of Sciences, 142190 Troitsk, Moscow, Russia

The Andreev-Bashkin effect, or superfluid drag, is predicted in a system of Bose-condensed excitonic polaritons in optical microcavity coupled by electron-exciton interaction with a superconducting layer. Two possible setups with spatially indirect dipole excitons or direct excitons are considered. The drag density characterizing a magnitude of this effect is found by many-body calculations with taking into account dynamical screening of electron-exciton interaction. For the superconducting electronic layer, we assume the recently proposed polaritonic mechanism of Cooper pairing, although the preexisting thin-film superconductor should also demonstrate the effect. According to our calculations, the drag density can reach considerable values in realistic conditions, with excitonic and electronic layers made from GaAs-based quantum wells or two-dimensional transition metal dichalcogenides. The predicted nondissipative drag could be strong enough to be observable as induction of a supercurrent in the electronic layer by a flow of polariton Bose condensate.

1 Introduction

Drag effects consisting in interaction-induced mutual entrainment between different kinds of particles in two-component or bilayer systems were extensively studied in semiconductor heterostructures [1, 2]. Recent observations of the anomalous enhancement of the drag in electron-hole systems [3–5], which is probably caused by electron-hole Cooper pairing or exciton superfluidity [6, 7], poses new challenges to this field and present a spectacular example of how quantum coherent effects manifest themselves in transport phenomena. Similar anomalies were observed in the drag between normal metallic and superconducting films [8–10].

When both components are superconducting or superfluid, a nondissipative drag effect is possible, when

Azat F. Aminov: afaminov@hse.ru

Alexey A. Sokolik: asokolik@hse.ru

Yurii E. Lozovik: lozovik@isan.troitsk.ru

a non-zero flow of one superfluid component induces a non-zero supercurrent of the other one. Such superfluid drag, or Andreev-Bashkin effect (ABE), was initially predicted for a mixture of superfluid ³He and ⁴He [11], although it was never observed in this system due to low miscibility of the constituents. The similar nondissipative drag effect was predicted for superconductors [1, 12]. Nevertheless, there is no yet direct and unambiguous observation of the superfluid drag effect (see [13] and references therein).

Theoretical proposals predict signatures of ABE in cold atomic gas mixtures in a shift of dipole oscillation frequency in a trap, as studied analytically [14–17] and by means of Monte-Carlo simulations [18–20], or in appearance of a phase shift across barrier, as could be detected via atomic interferometry [13]. ABE can also evince itself in formation and behavior of quantum vortices, modifying the Berezinskii-Kosterlitz-Thouless transition in two-dimensional mixtures of gases [21] and playing presumably important role in the dynamics of superfluid mixtures in neutron stars [22, 23]. It should be noted that in spatially nonuniform systems mean-field interaction effects in a two-component Bose condensate (or between two neighboring condensates) can induce another kind of superfluid drag between the components competing with ABE [24], so its careful discrimination from ABE should be performed in experiments [13].

Modern two-dimensional materials and heterostructures [25, 26] provide a prospective platform for realization of drag effects. Hybrid Bose-Fermi systems with polaronic and drag effects induced by electron-exciton and electron-polariton interactions are especially interesting in this context [27–31]. Formation of polaritons in semiconductor quantum wells and two-dimensional transition metal dichalcogenides embedded into optical microcavities [32] allows to enhance tunability of the Bose-Fermi systems, to increase the critical temperature of Bose-Einstein condensation (BEC) and to employ polaronic effects. For instance, drag between Bose-condensed polaritons and electrons in normal state, both located in the same layer, was observed [33] and theoretically explained [34].

Recently the novel mechanism of superconductivity has been proposed [35–43], when electrons in a two-

dimensional electron gas (2DEG) undergo Cooper pairing due to exchange of virtual Bogoliubov excitations in BEC of excitonic polaritons. The resulting superfluid Bose-Fermi system could be a natural platform to observe signatures of ABE between superfluid polariton BEC and superconducting 2DEG. The structure of similar geometry with a GaAs-based 2DEG layer embedded into a microcavity was realized in the recent experiment [44].

In this paper we consider ABE between BEC of excitonic polaritons in optical microcavity and 2DEG in a superconducting state, separated by a distance of the order of 10-100 nm from the excitonic layer. For the latter, we consider two different setups with spatially indirect and direct excitons, as shown in Fig. 1. ABE manifests itself as appearance of a superconducting current in the electronic layer with the mass current density $\mathbf{g}_{\text{el}} = \rho_{\text{dr}}\mathbf{v}_{\text{p}}$ induced by the nonzero velocity \mathbf{v}_{p} of the polariton BEC. Alternatively, a nonzero velocity \mathbf{v}_{el} of the Cooper pair condensate in the electronic layer can induce the flow of polariton superfluid component with the mass current density $\mathbf{g}_{\text{p}} = \rho_{\text{dr}}\mathbf{v}_{\text{el}}$ [11]. The coefficient ρ_{dr} , called the superfluid drag density, determines a magnitude of ABE.

We assume that superconductivity in the electronic layer is induced by the polaritonic-BEC mechanism proposed in Refs. [35–43], although the specific pairing mechanism is not important for our analysis. In Sec. 2 we describe our theoretical approach for calculating the superfluid drag density ρ_{dr} using the many-body theory. BEC of polaritons and superconducting 2DEG are described using, respectively, Bogoliubov and Bardeen-Cooper-Schrieffer (BCS) approaches. The important ingredient of the theory is taking into account the screening of the interlayer electron-exciton interaction causing ABE.

In Sec. 3 we present the results of our numerical calculations of the drag density ρ_{dr} in realistic conditions, where both excitonic and electronic layers can be based on GaAs/AlGaAs quantum wells (QW) or two-dimensional semiconducting transition metal dichalcogenides (TMDC). Our results show that ρ_{dr} can reach 0.001-0.1 of the total mass density of polaritons, so ABE can be strong enough to be observable. We propose the observation method when the polariton flow is created and induced nondissipative current in the superconducting layer is detected. In Sec. 4 we state our conclusions.

2 Theory

2.1 System overview

Spatially indirect polariton (or dipolariton) has a constant electrical dipole moment, which rises from an exciton. This dipole moment is caused either by spatial separation of electrons and holes in a single QW using a perpendicular electric field or via doping two

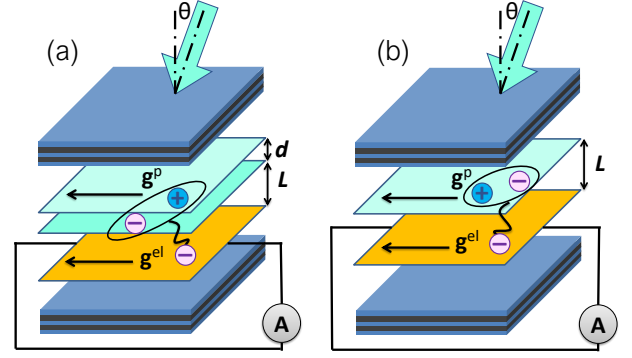


Figure 1: System schematic: two-layer polariton-2DEG system with indirect (a) and direct (b) excitons forming polaritons by hybridizing with microcavity photons. Electron-exciton interaction couples superfluid polariton and superconducting electron condensates, giving rise to the Andreev-Bashkin effect. Creating a flow \mathbf{g}_{p} of polariton superfluid component by, for example, inclined incident laser beam and measuring the induced superconducting current with the mass density \mathbf{g}_{el} in 2DEG would allow to observe the effect.

coupled QWs with electrons and holes [45]. Without loss of generality, we consider the latter case, as shown in Fig. 1(a). Experimentally indirect excitons were observed in TMDC bilayer structures [46, 47], coupled QWs [48, 49] and wide single QWs [50, 51].

On the other hand, direct polariton is a superposition of a photon and direct exciton, which is a bound state of electron and hole located in the same QW [52] or TMDC layer [53] and thus do not possess a constant dipole moment (Fig. 1(b)). Although the dipole-electron interaction between indirect polaritons and electrons is expected to be stronger, the coupling of indirect excitons with light is weaker than that of direct excitons, and so far a dipolariton BEC has not been observed [49, 54]. In contrast, BEC of direct polaritons is routinely obtained in experiments [32, 52, 53], although the interaction of direct excitons with electrons is much weaker so the drag effects in such systems could be less pronounced.

According to the theory and experiment [49, 54], the microcavity systems with indirect polaritons demonstrate coexistence of both direct and indirect excitons, coupled to light and to each other. However, similarly to Refs. [35–37, 41], we do not account for such details and assume a simplified two-oscillator model of indirect excitons coupled with the cavity photons.

The conventional definition of superfluidity as the absence of dissipative friction is questionable for nonequilibrium systems of polaritons with a finite lifetime [55, 56]. For instance, currents in Bose-condensed polariton systems always undergo drag force on impurities even at velocities lower than the Landau critical velocity [55], although this force substantially decreases in the presence of BEC. Despite that, exciton-polariton systems in experiments exhibit multiple characteristic properties of superfluids: suppression

of scattering on obstacles [57,58], dissipationless long-range propagation [59], and quasi long-range order in both spatial and temporal coherences [60]. Anyway, our setup does not require robustness of the polaritonic superfluidity, it needs only emergence of polariton BEC and the approximate persistence of its condensate velocity \mathbf{v}_p in the region of electron-polariton interaction. Therefore, throughout the paper we consider the “superfluid” motion of polaritons participating in the superfluid drag as the motion of their Bose condensate which can be considered as homogeneous on spatial and time scales larger than those of internal electron-polariton system dynamics. Additionally, we do not consider an influence of disorder-induced mesoscopic condensate inhomogeneities, vortices and finite-size effects on ABE, since these topics are beyond the scope of our paper.

The Hamiltonian of two-layered exciton-electron system, embedded in microcavity, reads

$$H = \sum_{\mathbf{k}} \Psi_{\mathbf{k}}^\dagger H_0 \Psi_{\mathbf{k}} + \sum_{\mathbf{k}s} \epsilon_{\mathbf{k}}^{\text{el}} a_{\mathbf{k}s}^\dagger a_{\mathbf{k}s} + H_{\text{int}}^{\text{el-el}} + H_{\text{int}}^{\text{el-x}} + H_{\text{int}}^{\text{x-x}}, \quad (1)$$

where $\Psi_{\mathbf{k}} = (\gamma_{\mathbf{k}}, c_{\mathbf{k}})^T$ is the column of destruction operators of photon ($\gamma_{\mathbf{k}}$) and exciton ($c_{\mathbf{k}}$), $a_{\mathbf{k}s}$ is the destruction operator of electron with momentum \mathbf{k} and spin s . The matrix H_0 is the exciton-photon Hamiltonian without the exciton-exciton interaction:

$$H_0 = \begin{pmatrix} \epsilon_{\mathbf{k}}^c & \Omega_R \\ \Omega_R & \epsilon_{\mathbf{k}}^x \end{pmatrix}, \quad (2)$$

where $\epsilon_{\mathbf{k}}^c = k^2/2m_c + \delta$, $\epsilon_{\mathbf{k}}^x = k^2/2m_x$ are the bare dispersions of photons and excitons, m_c and m_x are their effective masses, δ is the photon-to-exciton detuning, Ω_R is the Rabi splitting. Hereafter we put $\hbar = 1$. The term $H_{\text{int}}^{\text{el-el}}$ is the standard Coulomb interaction of electrons, and the other interaction terms in Eq. (1) are:

$$H_{\text{int}}^{\text{x-x}} = \frac{1}{2S} \sum_{\mathbf{k}\mathbf{k}'\mathbf{q}} g^{\text{x-x}} c_{\mathbf{k}+\mathbf{q}}^\dagger c_{\mathbf{k}'-\mathbf{q}}^\dagger c_{\mathbf{k}'} c_{\mathbf{k}}, \quad (3)$$

$$H_{\text{int}}^{\text{el-x}} = \frac{1}{S} \sum_{\mathbf{k}\mathbf{k}'\mathbf{q}s} V^{\text{el-x}}(q) c_{\mathbf{k}+\mathbf{q}}^\dagger a_{\mathbf{k}'-\mathbf{q},s}^\dagger a_{\mathbf{k}'s} c_{\mathbf{k}}, \quad (4)$$

where $g^{\text{x-x}}$ is a constant of interaction between excitons, which, similarly to [35–39,41], is assumed to be independent of momentum; $V^{\text{el-x}}$ is the interaction between electrons and excitons, and S is the quantization area. Next, we conventionally perform diagonalization of the first term in Eq. (1), introducing new quasiparticles, namely lower ($b_{\mathbf{k}}$) and upper ($\tilde{b}_{\mathbf{k}}$) polaritons:

$$\begin{pmatrix} b_{\mathbf{k}} \\ \tilde{b}_{\mathbf{k}} \end{pmatrix} = \begin{pmatrix} \sqrt{1-X_k^2} & X_k \\ -X_k & \sqrt{1-X_k^2} \end{pmatrix} \begin{pmatrix} \gamma_{\mathbf{k}} \\ c_{\mathbf{k}} \end{pmatrix}, \quad (5)$$

with the Hopfield coefficient X_k . BEC in equilibrium occurs only on the lower polariton branch, so, similarly to [35–38,41], we truncate the Hamiltonian to

the lower polaritons with the dispersion

$$\epsilon_{\mathbf{k}}^p = \frac{1}{2} \left[\sqrt{\delta^2 + 4\Omega_R^2} + \frac{k^2}{2m_p} - \sqrt{(\epsilon_{\mathbf{k}}^c - \epsilon_{\mathbf{k}}^x)^2 + 4\Omega_R^2} \right], \quad (6)$$

where the inverse polariton mass is $m_p^{-1} = m_x^{-1} + m_c^{-1}$. The interaction Hamiltonians (3)–(4) in terms of the lower polariton operators read

$$H_{\text{int}}^{\text{x-x}} = \frac{1}{2S} \sum_{\mathbf{k}\mathbf{k}'\mathbf{q}} g_{\mathbf{k}\mathbf{k}'}^{\text{p-p}}(\mathbf{q}) b_{\mathbf{k}+\mathbf{q}}^\dagger b_{\mathbf{k}'-\mathbf{q}}^\dagger b_{\mathbf{k}'} b_{\mathbf{k}}, \quad (7)$$

$$H_{\text{int}}^{\text{el-x}} = \frac{1}{S} \sum_{\mathbf{k}\mathbf{k}'\mathbf{q}s} V_{\mathbf{k}}^{\text{el-p}}(\mathbf{q}) b_{\mathbf{k}+\mathbf{q}}^\dagger a_{\mathbf{k}'-\mathbf{q},s}^\dagger a_{\mathbf{k}'s} b_{\mathbf{k}}. \quad (8)$$

We introduced the polariton-polariton interaction

$$g_{\mathbf{k}\mathbf{k}'}^{\text{p-p}}(\mathbf{q}) = X_k X_{k'} X_{|\mathbf{k}'-\mathbf{q}|} X_{|\mathbf{k}+\mathbf{q}|} g^{\text{x-x}}, \quad (9)$$

and the unscreened electron-polariton interaction

$$V_{\mathbf{k}}^{\text{el-p}}(\mathbf{q}) = X_k X_{|\mathbf{k}+\mathbf{q}|} V^{\text{el-x}}(q). \quad (10)$$

Such dressing of interactions with the Hopfield coefficients corresponds to the Born approximation. Recent theoretical studies [61–63] has shown that, in the presence of the strong light-matter coupling, interactions involving 2D polaritons needs to be treated beyond this approximation, and actual magnitudes of interactions turns out to be lower than given by Eqs. (9)–(10). However, we still use these conventional expressions, since they are widely accepted and adequately describe most of the experimental results (see [64] and references therein).

Regarding to the BEC of polaritons, we assume that its mean-field critical temperature is much higher than the system temperature, $T_c^{\text{BEC}} \gg T$, and the density of non-condensate particles is negligible: $n^p \approx n_0^p$; here n^p is the total polariton density and n_0^p is the condensate density. This assumption allows us to use the Bogoliubov theory, which is conventionally applied to describe BEC of excitonic polaritons in a microcavity [65].

The electron layer is assumed to be a 2D superconductor with the s-wave pairing and the zero-temperature energy gap $\Delta \approx 1.76T_c^{\text{SC}}$, where T_c^{SC} is the superconducting transition temperature. We assume that the superconductivity is induced by exchange of Bogoliubov excitations in the polariton BEC, as proposed in Refs. [35–43]. However, the specific mechanism of electron pairing is not essential for our analysis: superconducting phase can be result of interaction between electrons and either polaritons or, for instance, phonons, excitons or spin fluctuations. We just suppose that T_c^{SC} is much lower than the Fermi energy of electron system and use the weak-coupling BCS theory to describe the superconducting 2DEG.

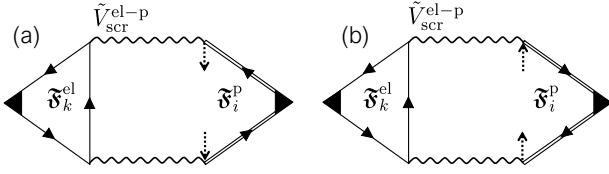


Figure 2: The main diagrams contributing to the interlayer current-current response function (12) and hence to the drag density ρ_{dr} . Single and double straight lines denote electron and polariton Green functions, wavy lines is the interlayer electron-polariton interaction, and filled triangles at the ends are the current vertices \mathbf{g}^i . Dotted arrows denote the condensate of polaritons $\sqrt{n_0^{\text{p}}}$.

In the theory of Coulomb drag between layers of normal metals [2], accounting for the sources of dissipation such as interactions with impurities or phonons is essential. Two major regimes are usually distinguished: the ballistic one, when the mean free path of particles is longer than the interlayer distance, and the diffusive one in the opposite case. Contrary to the normal Coulomb drag, dissipation processes are not crucial for existence of the superfluid drag effect [14, 15]. Moreover, recent progress in material science allowed to create very clean materials, in which the mean free path of both electrons and polaritons is large enough to justify assumption of the ballistic regime in calculations. For instance, in this paper we assume the interlayer distance to be about 10 nm, while the mean free path of electrons in typical TMDC, MoS₂, can exceed 20 nm [66].

2.2 Calculation of drag density

Our main goal is to calculate the superfluid drag density. In the linear response theory, it can be found from the correlation function of currents [15]:

$$\rho_{\text{dr}} = -\lim_{k \rightarrow 0} \chi_{\text{T}}^{\text{el-p}}(k, 0). \quad (11)$$

Here χ_{T} is a transverse part of the interlayer current-current response tensor

$$\chi_{ik}^{\text{el-p}}(\mathbf{k}, i\omega) = \frac{1}{S} \int_{-1/T}^{1/T} d\tau e^{i\omega(\tau-\tau')} \times \langle T_{\tau} \mathbf{g}_i^{\text{el}}(\mathbf{k}, \tau) \mathbf{g}_k^{\text{p}}(-\mathbf{k}, \tau') \rangle, \quad (12)$$

where $i, k = x, y$. The Fourier harmonics of the mass current densities \mathbf{g}^{el} and \mathbf{g}^{p} in, respectively, electron and polariton subsystems, are given by the operators $\mathbf{g}^{\text{el}}(\mathbf{k}) = g_{\text{v}} \sum_{\mathbf{p}s} (\mathbf{p} + \mathbf{k}/2) a_{\mathbf{p}s}^{\dagger} a_{\mathbf{p}+\mathbf{k},s}$, $\mathbf{g}^{\text{p}}(\mathbf{k}) = \sum_{\mathbf{p}} (\mathbf{p} + \mathbf{k}/2) b_{\mathbf{p}}^{\dagger} b_{\mathbf{p}+\mathbf{k}}$, where g_{v} is the valley degeneracy factor (1 for QW and 2 for TMDC electronic layer). Following a standard calculation based on the Matsubara technique [2], it can be shown that in a clean system or with uncorrelated disorder potentials in both layers the first order in the expansion

of $\chi_{ik}^{\text{el-p}}$ over the interlayer electron-polariton interaction is zero in the static limit $i\omega \rightarrow 0$, and the leading order is given by the second-order term [29]:

$$\chi_{ik}^{\text{el-p}}(\mathbf{0}, 0) = \frac{T}{2S} \sum_{\mathbf{q}, i\omega_m} \mathfrak{F}_i^{\text{p}}(\mathbf{q}, i\omega_m) \mathfrak{F}_k^{\text{el}}(\mathbf{q}, i\omega_m) \times |\tilde{V}_{\text{scr}}^{\text{el-p}}(q, i\omega_m)|^2. \quad (13)$$

Here $\mathfrak{F}_k^{\text{el}}$ and $\mathfrak{F}_i^{\text{p}}$ are the nonlinear current-density response, or rectification, functions of, respectively, superconducting 2DEG and Bose-condensed polariton system, $\tilde{V}_{\text{scr}}^{\text{el-p}}(q, i\omega_m)$ is the partially screened electron-polariton interaction (see Eq. (23) below); $i\omega_m = 2\pi imT$ are bosonic Matsubara frequencies. The corresponding Feynman diagrams accounting for two contributions to $\mathfrak{F}_k^{\text{el}}$ and $\mathfrak{F}_i^{\text{p}}$ are depicted in Fig. 2. We do not take into account the conventional diagrams of the normal drag theory [2] with triangles of noncondensate polariton Green functions, since, according to our numerical estimates given in Appendix A, their contribution at $T \ll T_{\text{c}}^{\text{BEC}}$ is negligible.

2.3 Nonlinear response functions

2.3.1 Polaritons

To calculate the rectification function \mathfrak{F}^{p} of polaritons, we use the conventional normal and anomalous Green functions of Bose-condensed gas in the Bogoliubov approach [67] with accounting for the dependence of polariton-polariton interaction $g_{\mathbf{k}\mathbf{k}'}^{\text{p-p}}(\mathbf{q})$ (9) on three momenta. The mean-field contributions to the normal and anomalous self-energies are, respectively, $\Sigma^{\text{n}}(q) = n_0^{\text{p}} [g_{0\mathbf{q}}^{\text{p-p}}(\mathbf{q}) + g_{0\mathbf{q}}^{\text{p-p}}(0)]$ and $\Sigma^{\text{a}}(q) = n_0^{\text{p}} g_{0\mathbf{q}}^{\text{p-p}}(\mathbf{q})$ [67]. The matrix Green function of polaritons $\hat{G}^{\text{p}}(\mathbf{q}, \tau) = -\langle T_{\tau} B(\mathbf{q}, \tau) B^{\dagger}(\mathbf{q}, 0) \rangle$, where $B(\mathbf{q}, \tau) = (b_{\mathbf{q}}(\tau), b_{-\mathbf{q}}^{\dagger}(\tau))^{\text{T}}$, is found from the Dyson-Beliaev equations:

$$\hat{G}^{\text{p}}(\mathbf{q}, i\omega) = \frac{1}{(i\omega)^2 - (E_{\mathbf{q}}^{\text{p}})^2} \times \begin{pmatrix} i\omega + \tilde{\epsilon}_{\mathbf{q}}^{\text{p}} + c_{\mathbf{q}} & -c_{\mathbf{q}} \\ -c_{\mathbf{q}} & -i\omega + \tilde{\epsilon}_{\mathbf{q}}^{\text{p}} + c_{\mathbf{q}} \end{pmatrix}, \quad (14)$$

where $\tilde{\epsilon}_{\mathbf{q}}^{\text{p}} = \epsilon_{\mathbf{q}}^{\text{p}} + c_{\mathbf{q}} - c_0$. Here we have subtracted the chemical potential $c_0 = X_0^4 n_0^{\text{p}} g^{\text{x-x}}$ to make the Bogoliubov quasi-particle dispersion $E_{\mathbf{q}}^{\text{p}} = \sqrt{\tilde{\epsilon}_{\mathbf{q}}^{\text{p}} (\tilde{\epsilon}_{\mathbf{q}}^{\text{p}} + 2c_{\mathbf{q}})}$ gapless, as required by the Goldstone theorem; $c_{\mathbf{q}} = X_{\mathbf{q}}^2 X_0^2 n_0^{\text{p}} g^{\text{x-x}}$ is the Hartree part of the normal self-energy $\Sigma^{\text{n}}(q)$.

With the Green functions (14), similarly to [29], we write the lowest order contribution of the processes involving the condensate to the rectification function. It is proportional to the density of polariton conden-

sate n_0^p :

$$\mathfrak{F}^p(\mathbf{q}, i\omega_m) = n_0^p \mathbf{q} \left\{ \hat{G}_{11}^p(\mathbf{q}, i\omega_m) + \hat{G}_{12}^p(\mathbf{q}, i\omega_m) \right\}^2 + (\mathbf{q}, i\omega_m \rightarrow -\mathbf{q}, -i\omega_m). \quad (15)$$

The diagrams corresponding to this expression are shown in the right parts of Figs. 2(a,b).

Substituting (14) into (15), we find that the rectification function of the polariton system within the Bogoliubov theory has the same form as the exciton one [29] and reads

$$\mathfrak{F}^p(\mathbf{q}, i\omega_m) = \frac{4\mathbf{q} i\omega_m n_0^p \epsilon_{\mathbf{q}}^p}{\left[(i\omega_m)^2 - (E_{\mathbf{q}}^p)^2 \right]^2}. \quad (16)$$

As shown in Appendix A, the noncondensate contributions to \mathfrak{F}^p , given by the triangular diagrams with three polaritonic Green functions, are negligible at the assumed low temperature.

2.3.2 Superconductor

To calculate the rectification function of the superconducting 2DEG \mathfrak{F}^{el} , we use the Nambu formalism of the matrix Green function [68, 69] of superconductor: $\hat{G}^{\text{el}}(\mathbf{q}, \tau) = -\langle T_{\tau} A(\mathbf{q}, \tau) A^{\dagger}(\mathbf{q}, 0) \rangle$, where $A(\mathbf{q}, \tau) = (a_{\mathbf{q}\uparrow}(\tau), a_{-\mathbf{q}\downarrow}^{\dagger}(\tau))^T$. In the BCS theory, the Green functions are [69]:

$$\hat{G}^{\text{el}}(\mathbf{q}, i\omega) = \begin{pmatrix} \frac{u_{\mathbf{p}}^2}{i\omega - E_{\mathbf{p}}} + \frac{v_{\mathbf{p}}^2}{i\omega + E_{\mathbf{p}}} & \frac{u_{\mathbf{p}}v_{\mathbf{p}}}{i\omega - E_{\mathbf{p}}} - \frac{u_{\mathbf{p}}v_{\mathbf{p}}}{i\omega + E_{\mathbf{p}}} \\ \frac{u_{\mathbf{p}}v_{\mathbf{p}}}{i\omega - E_{\mathbf{p}}} - \frac{u_{\mathbf{p}}v_{\mathbf{p}}}{i\omega + E_{\mathbf{p}}} & \frac{v_{\mathbf{p}}^2}{i\omega - E_{\mathbf{p}}} + \frac{u_{\mathbf{p}}^2}{i\omega + E_{\mathbf{p}}} \end{pmatrix}. \quad (17)$$

Here $u_{\mathbf{p}}^2, v_{\mathbf{p}}^2 = \frac{1}{2} (1 \pm \epsilon_{\mathbf{p}}^{\text{el}}/E_{\mathbf{p}}^{\text{el}})$, $u_{\mathbf{p}}v_{\mathbf{p}} = \Delta/2E_{\mathbf{p}}^{\text{el}}$, $E_{\mathbf{p}}^{\text{el}} = \sqrt{(\epsilon_{\mathbf{p}}^{\text{el}})^2 + \Delta^2}$, $\epsilon_{\mathbf{p}}^{\text{el}} = p^2/2m_e^* - E_{\text{F}}$ is the bare electron dispersion, m_e^* and E_{F} are the effective mass of electrons and the Fermi energy of 2DEG.

The diagrams for \mathfrak{F}^{el} , shown in the left parts of Figs. 2(a,b), allow us to find it in terms of \hat{G}^{el} :

$$\mathfrak{F}^{\text{el}}(\mathbf{q}, i\omega_m) = \frac{g_{\text{v}} T}{S} \sum_{\mathbf{p}, i\omega'_n} \mathbf{p} \text{Tr} \left[\tau_3 \hat{G}^{\text{el}}(\mathbf{p}, i\omega'_n) \times \hat{G}^{\text{el}}(\mathbf{p}, i\omega'_n) \tau_3 \hat{G}^{\text{el}}(\mathbf{p} + \mathbf{q}, i\omega'_n + i\omega_m) \right] + (\mathbf{q}, i\omega_m \rightarrow -\mathbf{q}, -i\omega_m), \quad (18)$$

where τ_3 is the Pauli matrix and $i\omega'_n = 2\pi i(n + 1/2)T$ are fermionic Matsubara frequencies. After substituting (17) into (18) and performing summation over $i\omega'_n$, we obtain the rectification function at nonzero temperature, see the full formula (36) in Appendix B. As demonstrated in Fig. 3 below, the temperature dependence of the drag density ρ_{dr} is weak in the vicinity of $T = 0$. Therefore we can take the $T = 0$ limit in

our calculations without a significant error. In this limit the expression (36) takes the simple form

$$\mathfrak{F}^{\text{el}}(\mathbf{q}, i\omega_m) = \frac{8g_{\text{v}}}{S} \sum_{\mathbf{p}} \frac{\mathbf{p} (E_{\mathbf{p}}^{\text{el}} + E_{\mathbf{p}+\mathbf{q}}^{\text{el}}) i\omega_m L^{\text{el}}(\mathbf{p}, \mathbf{q})}{\left[(i\omega_m)^2 - (E_{\mathbf{p}}^{\text{el}} + E_{\mathbf{p}+\mathbf{q}}^{\text{el}})^2 \right]^2}. \quad (19)$$

Here the fermionic coherence factor is $L^{\text{el}}(\mathbf{p}, \mathbf{q}) = (u_{\mathbf{p}}v_{\mathbf{p}+\mathbf{q}} + u_{\mathbf{p}+\mathbf{q}}v_{\mathbf{p}})^2$; the same factor appears in the expressions for a polarization function of superconductor [70–72].

The major contribution to $\chi_{ik}^{\text{el}-\text{p}}$ (13) is given by the frequencies around Ω_{R} , since the Bogoliubov excitation energy is $E_{\mathbf{q}}^p \approx \Omega_{\text{R}}$ at the characteristic interlayer momentum transfer $q \sim 1/L$ [2]. Having it in mind, one can find that in the limit $T = 0$, for a weak-coupling superconductor ($\Delta \ll E_{\text{F}}$ and $\Delta \ll \Omega_{\text{R}}$), the expression (19) can be approximated by

$$\mathfrak{F}^{\text{el}}(\mathbf{q}, i\omega_m) \approx \frac{4ig_{\text{v}}}{S} \text{Im} \sum_{\mathbf{p}} \frac{\mathbf{p} \delta(\epsilon_{\mathbf{p}}^{\text{el}})}{i\omega_m - \mathbf{p}\mathbf{q}/m_e^* - q^2/2m_e^*}, \quad (20)$$

where $\delta(x)$ is the Dirac delta function.

2.4 Interaction

2.4.1 Screening

Taking into account the screening of the interlayer electron-polariton interaction (10) is crucial for accurate quantitative description of ABE in a system containing the metallic-like 2DEG layer. The screened electron-polariton interaction in the two-layer system [2]

$$V_{\text{scr}}^{\text{el}-\text{p}}(q, i\omega_m) = \frac{V_{\mathbf{k}=0}^{\text{el}-\text{p}}(q)}{\varepsilon(q, i\omega_m)} = X_0 X_q \frac{V^{\text{el}-\text{x}}(q)}{\varepsilon(q, i\omega_m)} \quad (21)$$

is written in terms of the bare electron-exciton interaction $V^{\text{el}-\text{x}}(q)$ (which is considered in Sec. 2.4.2 and Sec. 2.4.3 below) and the dielectric function

$$\varepsilon(q, i\omega_m) = \{1 - V^{\text{el}-\text{el}}(q) \Pi^{\text{el}}(q, i\omega_m)\} \{1 - g_{0\mathbf{q}}^{\text{p}-\text{p}}(\mathbf{q}) \Pi^{\text{p}}(q, i\omega_m)\} - [V_0^{\text{el}-\text{p}}(q)]^2 \Pi^{\text{el}}(q, i\omega_m) \Pi^{\text{p}}(q, i\omega_m). \quad (22)$$

Here $\Pi^{\text{el}}(q, i\omega_m)$ is the polarization, or density response, function of the superconducting 2DEG, and $\Pi^{\text{p}}(q, i\omega)$ is the polarization function of the noninteracting polariton system; $V^{\text{el}-\text{el}}(q) = 2\pi e^2/q\varepsilon_{\text{env}}$ is the bare Coulomb interaction between electrons, ε_{env} is the mean dielectric constant of a medium surrounding exciton and electron layers. The main contribution to $\Pi^{\text{p}}(q, i\omega_m)$ is given by the processes involving the condensate [17, 73] and can be written as $\Pi^{\text{p}}(q, i\omega_m) = 2n_0^p \epsilon_{\mathbf{q}}^p / [(i\omega_m)^2 - (\epsilon_{\mathbf{q}}^p)^2]$.

The Green functions of polaritons (14), which are linked to the interlayer interaction lines in Fig. 2, already include the interaction screening in the excitonic layer via the density response function $\Pi^P(q, i\omega_m)$. Therefore using $V_{\text{scr}}^{\text{el-p}}$ given by the formulas (21)–(22) in the final expression (13) for the current response would lead to double counting of the diagrams involving the power series of $g_{0\mathbf{q}}^{\text{p-p}}(\mathbf{q})\Pi^P(q, i\omega_m)$. To avoid this double counting, we use in Eq. (13), instead of the fully screened interaction (21), the partially screened interlayer interaction $\tilde{V}_{\text{scr}}^{\text{el-p}}(q, i\omega_m) = V_{\text{scr}}^{\text{el-p}}(q, i\omega_m)[1 - g_{0\mathbf{q}}^{\text{p-p}}(\mathbf{q})\Pi^P(q, i\omega_m)]$. It can be written as

$$\tilde{V}_{\text{scr}}^{\text{el-p}}(q, i\omega_m) = \frac{V_{\mathbf{k}=0}^{\text{el-p}}(q)}{\tilde{\varepsilon}(q, i\omega_m)} = X_0 X_q \frac{V^{\text{el-x}}(q)}{\tilde{\varepsilon}(q, i\omega_m)} \quad (23)$$

in terms of

$$\tilde{\varepsilon}(q, i\omega_m) = 1 - V^{\text{el-el}}(q)\Pi^{\text{el}}(q, i\omega_m) - [V_0^{\text{el-p}}(q)]^2 \Pi^{\text{el}}(q, i\omega_m) \tilde{\Pi}^P(q, i\omega_m). \quad (24)$$

Here the polarization function of interacting polaritons is

$$\begin{aligned} \tilde{\Pi}^P(q, i\omega_m) &= \frac{\Pi^P(q, i\omega_m)}{1 - g_{0\mathbf{q}}^{\text{p-p}}(\mathbf{q})\Pi^P(q, i\omega_m)} \\ &= n_0^{\text{p}} [G_{11}^{\text{p}}(\mathbf{q}, i\omega_m) + G_{12}^{\text{p}}(\mathbf{q}, i\omega_m) + G_{21}^{\text{p}}(\mathbf{q}, i\omega_m) \\ &\quad + G_{22}^{\text{p}}(\mathbf{q}, i\omega_m)] = \frac{2n_0^{\text{p}} \tilde{\varepsilon}_{\mathbf{q}}^{\text{p}}}{(i\omega_m)^2 - (E_{\mathbf{q}}^{\text{p}})^2}. \end{aligned} \quad (25)$$

For $\Pi^{\text{el}}(q, i\omega_m)$ we use the polarization function of normal 2DEG, instead of that of a superconductor [70–72], because these functions are almost equal in the range of momenta and frequencies $\omega \sim \Omega_{\text{R}}, q \sim L^{-1}$, which provide the dominating contribution to Eq. (13). The polarization function of normal 2DEG can be evaluated in the random phase approximation (RPA) analytically [74]:

$$\begin{aligned} \Pi_{\text{RPA}}^{\text{el}}(q, i\omega_m) &= -2g_{\text{v}}\vartheta \frac{p_{\text{F}}}{q} \left\{ \frac{q}{2p_{\text{F}}} + i \text{sign}(\omega_m) \right. \\ &\quad \left. \times \sqrt{1 - \left(\frac{q}{2p_{\text{F}}} - \frac{i\omega_m}{qv_{\text{F}}} \right)^2} \right\} + \text{c.c.}, \end{aligned} \quad (26)$$

where $p_{\text{F}}, v_{\text{F}}$ are the Fermi momentum and velocity, $\vartheta = m_{\text{e}}^*/2\pi$ is the density of states at the Fermi level of 2DEG.

In contrast to our approach which takes into account the dynamical screening, in the previous works on polariton-mediated superconductivity and normal electron-polariton drag [29, 35–37], the Thomas-Fermi (TF) static long-wavelength approximation for the 2DEG polarization function was used: $\Pi_{\text{TF}}^{\text{el}}(q, i\omega_m) = -2g_{\text{v}}\vartheta$. To compare the results obtained in various approximations, we perform calculations using both

$\Pi_{\text{TF}}^{\text{el}}$ and $\Pi_{\text{RPA}}^{\text{el}}$. As will be demonstrated below in Fig. 4, the magnitude of the predicted ABE depends significantly on the type of screening.

2.4.2 Indirect excitons

In the system of electrons and indirect dipolar excitons, depicted in Fig. 1(a), the bare electron-exciton interaction is [35]

$$V_{\text{ind}}^{\text{el-x}}(q) = \frac{2\pi e^2}{\varepsilon_{\text{env}} q} \left\{ \frac{e^{-q(L-\beta_{\text{e}}d)}}{\left[1 + \left(\frac{1}{2}\beta_{\text{h}}qa_{\text{B}}\right)^2\right]^{3/2}} - \frac{e^{-q(L+\beta_{\text{e}}d)}}{\left[1 + \left(\frac{1}{2}\beta_{\text{e}}qa_{\text{B}}\right)^2\right]^{3/2}} \right\}. \quad (27)$$

Here $\beta_{\text{e,h}} = m_{\text{e,h}}/(m_{\text{e}} + m_{\text{h}})$, a_{B} is the Bohr radius of exciton, L is the mean distance between electrons and excitons in the out-of-plane direction, d is the distance between the electron and hole layers, involved into exciton formation. This expression is obtained under the assumption that the exciton has the 1s 2D hydrogen-like wave function in the in-plane directions, which is not perturbed by the electron-hole interlayer separation and by the 2DEG layer. More complicated forms of the exciton wave function were studied, for example, in Refs. [75, 76].

2.4.3 Direct excitons

In the case of direct excitons, shown in Fig. 1(b), the interlayer interaction is qualitatively different since excitons do not possess a constant dipole moment. The exciton with an in-plane polarizability α affected by the in-plane electrostatic field E_{\parallel} of the electron acquires the energy shift $-\frac{1}{2}\alpha E_{\parallel}^2$. Therefore the electron-exciton interaction energy at the in-plane distance r between electron and exciton is

$$V_{\text{dir}}^{\text{el-x}}(r) = -\frac{e^2\alpha}{2\varepsilon_{\text{env}}^2} \frac{r^2}{(r^2 + L^2)^3}. \quad (28)$$

The Fourier transform of this expression is

$$V_{\text{dir}}^{\text{el-x}}(q) = -\frac{e^2\alpha}{2\varepsilon_{\text{env}}^2} \frac{\pi q}{L} \left\{ \frac{1}{2}K_1(qL) - \frac{qL}{4}K_0(qL) \right\}, \quad (29)$$

where K_i are modified Bessel functions of the second kind. We disregard the out-of-plane polarizability of the exciton, because in 2D materials it is 3-4 orders of magnitude lower than α [77].

The polarizability of a 2D hydrogen-like exciton $\alpha = 21\varepsilon a_{\text{B}}^3/128$ with the Bohr radius $a_{\text{B}} = 0.5$ nm in TMDC is $\alpha \approx 0.1$ nm³. However, for numerical calculations we take much larger value $\alpha = 30$ nm³, which was evaluated in Ref. [77] with accounting for the Rytova-Keldysh screening of interaction between electron and hole, forming the exciton: the screening

Parameter	TMDC	QW
Common parameters		
m_e, m_h	$0.5m_0, 0.5m_0$	$0.067m_0, 0.45m_0$
m_e^*	$0.5m_0$	$0.067 m_0$
m_c	$5 \times 10^{-5}m_0$	$5 \times 10^{-5}m_0$
n^{el}	10^{13} cm^{-2}	10^{12} cm^{-2}
n_0^{p}	10^{12} cm^{-2}	10^{10} cm^{-2}
ε_{env}	7	7
Parameters for indirect excitons		
d	4 nm	10 nm
L	15 – 100 nm	15 – 100 nm
Ω_{R}	10 – 40 meV	10 – 40 meV
a_{B}	0.5 nm	17 nm
g^{x-x}	$0.1 \mu\text{eV} \cdot \mu\text{m}^2$	$1.3 \mu\text{eV} \cdot \mu\text{m}^2$
Parameters for direct excitons		
α	30 nm^3	—
L	4 – 15 nm	—
Ω_{R}	30 – 100 meV	—
g^{x-x}	$0.1 \mu\text{eV} \cdot \mu\text{m}^2$	—

Table 1: Parameters for our calculations; n^{el} is the density of 2DEG, m_0 is the free electron mass. The polarizability α for TMDC is taken from Ref. [77] at $\varepsilon_{\text{env}} = 7$. Other parameters are taken from [32, 36, 37, 44, 52, 53, 61, 64].

by the TMDC layer makes the exciton more weakly bound and thus more sensitive to perturbations, so its polarizability is larger than in the 2D hydrogen model.

3 Results

3.1 Drag density

The most widely used materials for exciton polaritons in optical microcavity are semiconductor QWs based on GaAs or CdTe heterostructures and, recently, TMDC layers [78]. For our numerical calculations we take the typical parameters of these materials [32, 44, 52, 53, 64], which are listed in Table 1. The density of polariton condensate n_0^{p} is assumed to be 1-2 orders of magnitude lower than the Mott density, which can be approximated as $n_{\text{M}} \sim 1/a_{\text{B}}^2$ [44, 64].

For the polariton-polariton interaction, we use the expression (9), which relates it to the exciton-exciton interaction constant g^{x-x} . This formula is widely used in the literature and adequately describes the experimental results [64], despite that questions about its validity have been raised recently [61]. For g^{x-x} in the case of indirect excitons, we will use the formula derived in Ref. [54]:

$$g^{x-x} = \frac{e^2 a_{\text{B}}}{4\pi \varepsilon_{\text{env}}} \left(6 + 3.5 \frac{d}{a_{\text{B}}} \right). \quad (30)$$

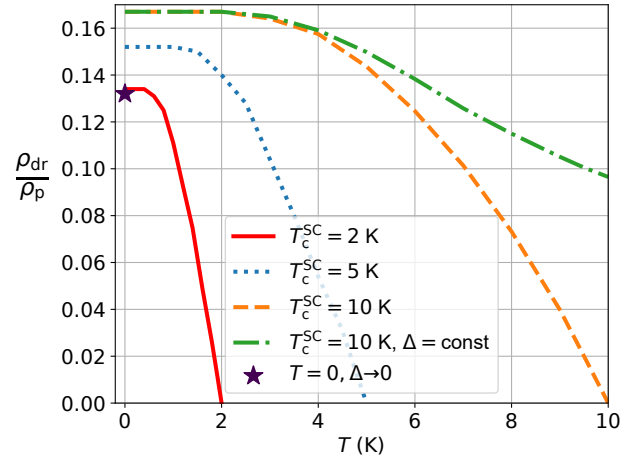


Figure 3: Drag density ρ_{dr} as a function of temperature for the superconductor critical temperatures $T_c^{\text{SC}} = 2$ K (red solid line), 5 K (blue dotted line) and 10 K (orange dashed line). Green dash-dotted line shows ρ_{dr} calculated with the energy gap independent of the temperature: $\Delta = 17.6$ K for the case $T_c^{\text{SC}} = 10$ K; the star is the calculation result with the approximate formula (20) for the superconductor rectification function in the $T = 0, \Delta \rightarrow 0$ limit. The system parameters are the same as in the Fig. 5(b) for the case of $L = 20$ nm, $\Omega_{\text{R}} = 10$ meV, when both 2DEG and excitonic layers are based on semiconductor QWs.

It gives $g^{x-x} = 1.3 \mu\text{eV} \cdot \mu\text{m}^2$ and $0.1 \mu\text{eV} \cdot \mu\text{m}^2$ for excitons in, respectively, QWs and TMDC.

The dielectric screening by the environment ε_{env} depends on the materials, which are used to fabricate the microcavity, electron and exciton layers. For instance, the dielectric constants for hexagonal boron nitride, TMDC, and GaAs are, respectively, about 4.5 [79], 10 [79], and 13 [80]. Moreover, since the interaction between indirect excitons and electrons (27) is inversely proportional to ε_{env} and squared in Eq. (13), and the dielectric function in RPA (24) is slightly weakened by ε_{env} , the superfluid drag density ρ_{dr} decreases with increasing ε_{env} approximately as $\rho_{\text{dr}} \propto \varepsilon_{\text{env}}^{-1}$. The same concerns the interaction between direct excitons and electrons (28), if we account for the fact that α is roughly proportional to ε_{env} [77]. The interaction between excitons (30) also depends on ε_{env} , but it does not change the general trend $\rho_{\text{dr}} \propto \varepsilon_{\text{env}}^{-1}$, since $g^{\text{p-p}}$ essentially affects the dispersion of Bogoliubov excitations only at momenta much lower than the characteristic momentum $q \sim L^{-1}$ contributing to the integral in Eq. (11). Therefore, similarly to [35, 36], for the dielectric constant in our calculations we take the average value $\varepsilon_{\text{env}} = 7$.

In the following we relate the superfluid drag density ρ_{dr} to the total mass density of the polariton gas $\rho_{\text{p}} = m_{\text{p}} n^{\text{p}} \approx m_{\text{p}} n_0^{\text{p}}$, which is dominated by the condensate in the weakly-interacting regime.

First, we reassure that ρ_{dr} does not significantly depend on the temperature, and we can use the approximate expression (20) for $T = 0$ instead of the full

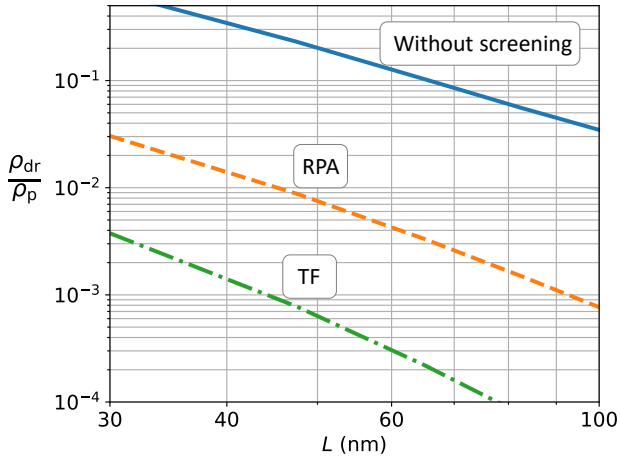


Figure 4: Drag density ρ_{dr} as a function of interlayer distance L for different kinds of interaction: unscreened and screened in RPA and in TF approximation. Parameters are the same as in Fig. 5(b) for the case of $\Omega_R = 10$ meV, when both 2DEG and excitonic layers are based on QWs.

formula (36). The typical temperature dependence of ρ_{dr} is depicted in Fig. 3. While at low temperatures ρ_{dr} tends to a constant, it vanishes linearly as $1 - T/T_c^{\text{SC}}$ when T approaches the critical temperature T_c^{SC} of the superconductor. We assumed that the critical temperature T_c^{BEC} of polaritonic BEC is much higher than T_c^{SC} , and the condensate thermal depletion is negligible. Fig. 3 demonstrates that the behavior of $\rho_{\text{dr}}(T)$ is determined mainly by the temperature dependence of the superconducting energy gap $\Delta(T)$. Therefore, at low enough temperature $T \ll \Delta$, we can take the $T \rightarrow 0$ limit in the calculations. Moreover, at $T \rightarrow 0$ the drag density weakly depends on $\Delta(0)$, as also seen in Fig. 3, since $\Delta(0)$ is the smallest energy scale in the system at weak coupling. Thus we will use Eq. (20) for the rectification function of 2DEG in the limit $T = 0$, $\Delta \rightarrow 0$, which provides the lower bound for ρ_{dr} at $T \ll T_c^{\text{SC}} \ll T_c^{\text{BEC}}$.

In Fig. 4 the drag densities, calculated without the screening of interaction by both electrons and polaritons ($\Pi^{\text{p}} = \Pi^{\text{el}} = 0$), and with the screening in RPA and in TF approximation are presented. In the TF approximation, ρ_{dr} is by an order of magnitude lower than in RPA, because the interaction screening is overestimated in the static TF limit. On the other hand, the calculation without the screening provides ρ_{dr} an order of magnitude higher than the RPA result because of the overestimated interlayer interaction. Later in the calculations we will use RPA, which adequately describes both the screening and the dynamical effects.

Figs. 5 and 6 show the dependence of ρ_{dr} on the distance between excitonic and electronic layers for indirect and direct polaritons respectively. In the case of indirect polaritons (Fig. 5), we consider the realizations of both exciton and electron layers on the base of QWs and TMDCs. In the case of direct polari-

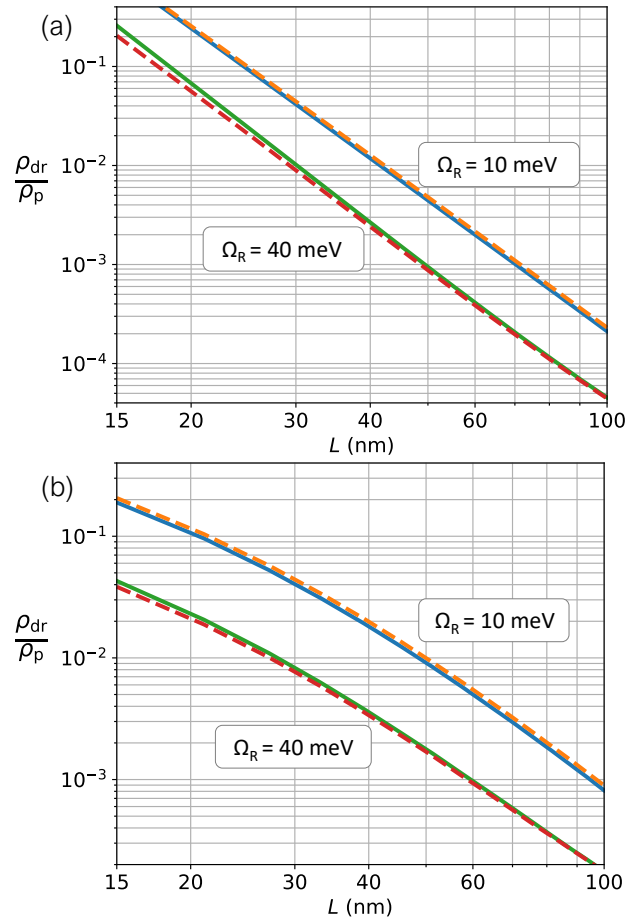


Figure 5: Drag density ρ_{dr} in systems with indirect polaritons whose excitons are located in TMDC (a) and QWs (b) with the Rabi splittings $\Omega_R = 10$ meV and 40 meV. Solid and dashed lines show the cases of electronic layers based, respectively, on TMDC and QW. The polariton subsystem parameters for the upper panel (TMDC) are: $n_0^{\text{p}} = 10^{12} \text{ cm}^{-2}$, $m_e = m_h = 0.5m_0$, $d = 4$ nm, $a_B = 0.5$ nm, $g^{x-x} = 0.1 \mu\text{eV} \cdot \mu\text{m}^2$; for the lower panel (QWs): $n_0^{\text{p}} = 10^{10} \text{ cm}^{-2}$, $m_e = 0.067m_0$, $m_h = 0.45m_0$, $d = 10$ nm, $a_B = 17$ nm, $g^{x-x} = 1.3 \mu\text{eV} \cdot \mu\text{m}^2$. The parameters of the TMDC electronic layer (solid lines): $m_e^* = 0.5m_0$, $n^{\text{el}} = 10^{13} \text{ cm}^{-2}$; for the QW electronic layer (dashed lines): $m_e^* = 0.067m_0$, $n^{\text{el}} = 10^{12} \text{ cm}^{-2}$.

tons (Fig. 6) we do not consider the excitons in QW, because in such systems multiple QW structures are used to make Rabi splitting higher, and therefore the mean distance between excitons and electrons would be of the order of 100 nm [64], when the drag effect is too weak.

We note that ρ_{dr} markedly decreases with increase of the Rabi splitting Ω_R because the latter provides the energy scale for virtual lower polariton excitations at the characteristic interlayer momentum transfer $q \sim L^{-1}$; these excitations are responsible for the drag so increase of their energy decreases ρ_{dr} . Realization of indirect polaritons on the base of TMDC (Fig. 5(a)) is more preferable for observation of ABE, because in this case L can be made smaller in prac-

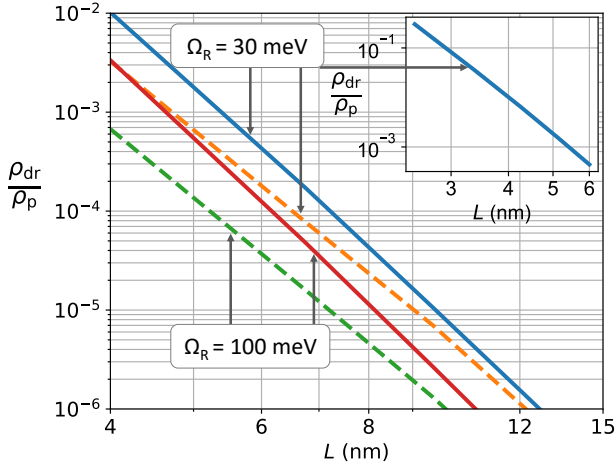


Figure 6: Drag density ρ_{dr} in the system of direct polaritons with the excitons in TMDC layer at $\Omega_R = 30$ meV and 100 meV. Solid and dashed lines correspond to TMDC and QW electron layers. Inset is for the case when $\Omega_R = 30$ meV, and both electrons and polaritons are in TMDC, so the electron and exciton layers can be put very close to each other. The system parameters are the same as in Fig. 5(a) with the exciton polarizability $\alpha = 30$ nm³.

tice, although ρ_{dr} is almost the same at equal values of L for both realizations of indirect polaritons, as seen from comparison of Fig. 5(a) and Fig. 5(b). The specific realization of 2DEG are not important for the case of indirect polaritons, as seen in Fig. 5 from comparison of solid and dashed lines. In the case of direct polaritons in Fig. 6, ρ_{dr} is generally lower than for indirect polaritons because of weaker electron-exciton interaction. Also ρ_{dr} in this case is higher when both 2DEG and excitons are located in TMDC layers (solid lines in Fig. 6).

The drag density decreases with interlayer distance as $L^{-\beta}$, where $\beta \approx 4 - 5$ and $\beta \approx 2 - 4$ for the indirect polaritons in TMDC and QW respectively, and $\beta \approx 7 - 8$ for direct polaritons in TMDC. Although in the case of direct excitons (Fig. 6) ρ_{dr} decreases faster with L than in the systems with indirect excitons (Fig. 5), the effect in the former case could be still appreciable at the distances $L \sim (2 - 4)$ nm, since TMDC layers can be put very close to each other due to their extreme thinness (see the inset in Fig. 6). For a strong intercomponent interaction the drag saturates, and the system should exhibit transition from the double-superfluid phase to a paired superfluid phase [18, 20]. Our theory is not aimed to describe this regime, so we limit our calculations to $\rho_{\text{dr}} < 0.5\rho_p$.

Finally, we consider the ABE in the strong-correlation regime described in [37]. Due to 2DEG-induced screening of polariton-polariton interaction, dispersion of Bogoliubov excitations in the polariton system acquires a roton minimum, which becomes deeper as the polariton density n_0^p or electron-exciton interaction $V^{\text{el-x}}$ increases. This disper-

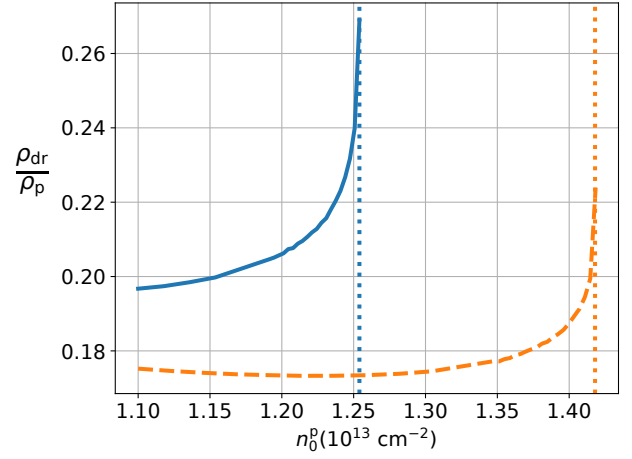


Figure 7: Drag density ρ_{dr} as a function of polariton density n_0^p in the system with TMDC-based indirect polaritons. Solid and dashed lines correspond to, respectively, TMDC and QW electron layers. The system parameters are the same as in Fig. 5(a) for the case $\Omega_R = 10$ meV, $L = 20$ nm. Vertical dotted lines show critical polariton densities where the roton minimum reaches zero energy, and the drag density diverges.

sion is given by zeros of the dielectric function (22). When the roton minimum reaches zero energy at some critical polariton density, the system becomes unstable against transition into a supersolid or other symmetry-breaking phase.

Since we screen the interlayer interaction (23) by density responses of both polaritons and 2DEG, these strong-correlation effects are automatically taken into account in our approach in RPA. Fig. 7 shows behavior of the drag density ρ_{dr} at high enough n_0^p in the vicinity of the roton instability. It can be seen that ρ_{dr} sharply increases and formally diverges at the critical density. Thus the correlation effects can enhance ABE near the point of instability due to large contribution of low-energy Bogoliubov excitations to ρ_{dr} , however the issues with the stability of polaritonic system and robustness of its superfluidity can arise in this regime. In particular, the polariton density and other parameters like polariton-polariton interaction strength should be fine-tuned [37] in order to bring the system very close to the instability point.

3.2 Observation of the drag

Now we consider possible methods to observe the superfluid drag, or ABE, between BEC of polaritons and superconductor. We suggest to create a flow of polariton Bose condensate via resonant pump by an inclined incident laser beam [57] and to measure the induced superconducting current in the 2DEG layer. The corresponding schematic experimental setup is depicted in Fig. 1. The velocity of polaritons in the moving condensate $v_p = (\omega/m_p c) \sin \theta$ can be varied via change of the incident angle θ . Here ω is the cavity photon frequency, c is the speed of light in vac-

uum. There are other possibilities to create a current of polariton BEC by applying stress [59], magnetic and electric fields [81] or via the mean-field potential of exciton cloud [33, 59].

As the main signature of ABE, the motion of polariton condensate induces the superconducting current in the electronic subsystem with the mass density $g_{\text{el}} = \rho_{\text{dr}}v_{\text{p}}$, which is equivalent to the electric current density

$$j_{\text{el}} = g_{\text{el}}e/m_{\text{e}}^* \equiv J_0\kappa, \quad (31)$$

$$J_0 = m_{\text{p}}n_0^{\text{p}}v_{\text{p}}e/m_{\text{e}}^*, \quad (32)$$

where $\kappa = \rho_{\text{dr}}/\rho_{\text{p}}$ is of the order of 0.001–0.1 in realistic conditions, see Figs. 5–6. The quantity J_0 can be interpreted as an upper theoretical limit of the drag current, achieved at the perfect drag $\kappa = 1$, $\rho_{\text{dr}} = \rho_{\text{p}}$. This expression allows us to estimate the maximal magnitude of the drag current: taking $v_{\text{p}} = 10^8$ cm/s [57], we get $J_0 \approx 1.6$ A/m for the case when both electronic and excitonic layers are based on TMDC and $J_0 \approx 0.12$ A/m for a QW-based system. Assuming that the thicknesses of TMDC and QW are, respectively, 1 nm and 10 nm, these currents correspond to three-dimensional current densities $\sim 10^9$ A/m² and $\sim 10^7$ A/m² for TMDC and QW cases respectively. Multiplying J_0 by the characteristic $\kappa = 0.01$, we get superfluid drag currents $\sim 10^7$ A/m² and $\sim 10^5$ A/m², which are of the order of critical currents in some conventional superconductors [82, 83], hence they are high enough to be measurable.

For detection of the normal drag effect in electron-polariton system, the reverse method [84] was proposed: to induce a current in electronic system and to measure the change in angle distribution of photons, escaped from microcavity. The superfluid drag effect can hardly be measured by this way, since electron Cooper pairs are much slower than polaritons. The mean velocity of the superconducting condensate is limited by a critical velocity of superconducting electrons $v_{\text{c}} \sim \Delta/p_{\text{F}}$ and in 2D materials it is of the order of 10^5 cm/s [82, 83]. Therefore the mass current density of dragged polaritons $g_{\text{p}} = \rho_{\text{dr}}v_{\text{c}}$ corresponds to the nonzero angle $\theta = \kappa m_{\text{p}}v_{\text{c}}c/\omega$ of photon emission from the polariton BEC. For the photon energy $\omega = 1.7$ eV it is $\theta \sim \kappa \times 0.003^\circ$. However, since photons are emitted from a finite area of the polariton cloud, there is a variance of the photon in-plane momentum due to the uncertainty principle. It results in the angular broadening $\Delta\theta = c/\omega K$, which is $\sim 6^\circ$ for the characteristic width of polariton cloud $K = 1$ μm . This estimate of $\Delta\theta$ is in agreement, by an order of magnitude, with the observed angle distribution of out-flying photons about $\Delta\theta \approx 2^\circ$ [57]. As a result, the inclination angle of the photon emission θ due to ABE is expected to be much smaller than the uncertainty $\Delta\theta$ even at large κ .

There is another phenomenon, namely a kind of a

photon drag effect [85], with the properties similar to those of ABE, which can emerge in the system we consider. Since the electronic layer absorbs a part of the incident light, the absorbed microcavity photons transfer a part of their momentum to Cooper pairs of the superconductor, so the induced supercurrent can, in principle, compete with current induced by ABE. Assuming that in the worst case the probability of a photon in microcavity to be absorbed by the electron layer is $\Theta \sim 0.1$, and that the whole momentum of the absorbed photons is transferred to Cooper pairs, the photon drag current would be $j_{\text{ph}} = J_0\Theta$. Thus the ratio of the superfluid and photon drag currents in the worst case could achieve $j_{\text{el}}/j_{\text{ph}} = \kappa/\Theta \sim 1$. Nevertheless, it is hard to tell to what extent the photon drag effect is essential in this system, since to our knowledge this effect in superconductors was not yet studied.

In addition, our approach is applicable to the superfluid drag effect between electrons and indirect excitons in the absence of optical microcavity. BEC of indirect excitons was observed, for example, in [86], and the review of early experiments on excitonic BEC can be found in [87]. To apply our theory to exciton-electron system, we assume zero Rabi frequency $\Omega_{\text{R}} = 0$ and carry out the same calculations as in the Section 3.1.

We have obtained the following result: at the same system parameters, listed in Table 1, the absolute values of ρ_{dr} in systems of electrons and indirect excitons is of the same order of magnitude as in systems with indirect polaritons. The formulas (31)–(32) for the drag-induced electron current density can be rewritten for the case of excitons as

$$j_{\text{el}} = \rho_{\text{dr}}v_{\text{x}}e/m_{\text{e}}^*, \quad (33)$$

where v_{x} is the velocity of the exciton condensate. Since the exciton mass m_{x} is typically 10^4 times larger than the polariton mass $m_{\text{p}} \approx m_{\text{c}}$, the maximal velocity of superfluid excitonic condensate v_{x} , allowed by the Landau criterion as the sound velocity $\sqrt{g^{\text{x-x}}n_0^{\text{x}}/m_{\text{x}}}$ [58], is two orders of magnitude lower than the maximal velocity of polaritons at the same exciton density $n_0^{\text{x}} = n_0^{\text{p}}$. Therefore, it can be concluded that in the case of excitons the superconducting drag-induced current (33) should be ~ 100 times lower, so possible observation of ABE in this case is more challenging, although not excluded completely. Besides, since the ratio between the drag density and the full density of exciton condensate does not exceed 10^{-4} , the superfluid drag effect cannot noticeably alter the vortex dynamics in the condensate and, accordingly, Berezinskii-Kosterlitz-Thouless transition [21].

4 Conclusions

The Andreev-Bashkin effect, or superfluid drag, was considered in the Bose-Fermi system consisting of Bose-condensed excitonic polaritons interacting with superconducting 2DEG. The excitonic part of polaritons as well as 2DEG are assumed to be located in parallel layers embedded into an optical microcavity. The main quantity characterizing this effect, the superfluid drag density ρ_{dr} , was found from the current-current response function, which is calculated in the second order in the screened interlayer electron-exciton interaction.

Two observations about ρ_{dr} can be made: first, its decrease with increasing the temperature T is mainly caused by the thermal suppression of the superconducting energy gap $\Delta(T)$, while at low enough temperature, $T \ll \Delta(0)$, ρ_{dr} weakly depends on Δ . Therefore the crucial property of the superconducting layer required to support ABE is not a large value of the gap itself, but its critical temperature T_c^{SC} , which should be high enough in comparison to the experimental T . Second, the dominating contribution to ρ_{dr} is provided by the “condensate” processes involving transitions between the condensate and noncondensate polaritons induced by their interaction with electrons, shown in Fig. 2. Similar processes were considered as dominating in the theory of normal drag between excitonic BEC and non-superconducting 2DEG [29]. The “noncondensate” processes typical to the theory of normal Coulomb drag [1] provide negligible contribution, as demonstrated in our calculations.

We also show that the important point for reliable theoretical calculations of ρ_{dr} is the appropriate screening of the interlayer interaction. Neglect of the screening results in ρ_{dr} overestimated by 1-2 orders of magnitude. On the other hand the screening in the widely used Thomas-Fermi approximation [29, 35–37] underestimates ρ_{dr} by an order of magnitude. We use the random phase approximation for both electronic and polaritonic layers which provides intermediate, and more realistic, results for ρ_{dr} . Note that dynamical effects in screened interlayer interaction play an essential role in the theory of normal drag too [2].

We consider typical experimental conditions for realization of excitonic and electronic layers using GaAs-based semiconductor QWs or two-dimensional TMDC crystals. Spatially indirect dipolar excitons are the most promising for observation of ABE because of their relatively strong interaction with electrons, although achievement of the dipolar polaritonic condensation (BEC of dipolaritons) is still experimentally challenging. At the distance L between excitonic and electronic layers not exceeding 40 nm, ρ_{dr} reaches the values of 0.001-0.1 of the total mass density of polaritons ρ_{p} . The direct excitons interacting with electrons owing to their polarizability provide ρ_{dr} which is orders of magnitude lower than for indirect exci-

tons. However, this setup with BEC of direct-exciton polaritons coupled to a superconducting layer could be more feasible from the technical point of view.

The effect of the Rabi splitting Ω_{R} on ρ_{dr} is twofold: higher Ω_{R} , from the one hand, helps to stabilize polaritons to ensure the strong-coupling regime, while, from the other hand, reduces ρ_{dr} due to increased energy of virtual lower polariton excitations in a broad momentum range contributing to the drag. Our results are presented for zero photon-to-exciton detuning δ , but ρ_{dr} moderately increases at $\delta > 0$ (because the lower polaritons become more exciton-like and their interaction with electrons is enhanced) and decreases at $\delta < 0$. At $\delta = \Omega_{\text{R}}$ the drag density is approximately twice as much as at $\delta = 0$. Strong-correlation effects such as softening of the Bogoliubov mode dispersion in the polariton system [37] can also increase ρ_{dr} in the vicinity of instability against supersolid transition at high enough polariton density. However, maintaining uniformity of the polariton BEC and its superfluidity can be experimentally challenging in this regime.

For detection of the predicted ABE, we suggest to create a flow of polariton Bose condensate and to detect a supercurrent induced in the electronic layer. At typical polariton velocities 10^8 cm/s and with the values $\rho_{\text{dr}} \sim (0.001-0.1)\rho_{\text{p}}$ predicted in our calculations, we expect the superconducting current to be not much smaller than the critical current of conventional superconductors. Thus the predicted effect could be measurable at realistic conditions, if the excitonic layer of polariton (or dipolariton) BEC and superconducting electron gas can be brought to small enough distance. Additionally, we predict similar ABE for a coupled system of electrons and Bose-condensed spatially indirect excitons in the absence of microcavity. Magnitude of the drag density in this case is close to that in electron-polariton system, although observation of ABE should be more difficult due to lower velocities of excitons.

Different mechanisms of electron entrainment by polaritons, such as normal drag [1, 2], polaronic effects [31], or photon drag [85] can, in principle, compete with ABE leading to similar experimental signatures. Nevertheless, the first two effects should affect only a normal component of electronic gas and thus can be separated in measurements of a nondissipative current. The photonic drag could be caused by entrainment of the superconducting Cooper pairs due to transfer of momentum of absorbed microcavity photons, although there are no experimental confirmations of existence of such effect in superconductors.

We analyzed the superfluid drag in a clean system, assuming that both polariton BEC and Cooper-pair condensate in superconducting 2DEG remain approximately uniform even in presence of weak disorder. For the normal Coulomb drag, the role of mesoscopic fluctuations is known to be significant at low temper-

atures [2, 88, 89], so it would be interesting to study an influence of fluctuations and spatial nonuniformity on the superfluid drag. Fluctuations of the superconducting order parameter can also play important role near the superconducting transition temperature T_c^{SC} . The same concerns possible influence of the Berezinskii-Kosterlitz-Thouless transition physics [60] and finite-size effects. For example, in magnetic field the boundary conditions for currents can even change the sign of observable Coulomb drag [90]. Similarly, in our proposed experimental setup in Fig. 1 the measured drag current or voltage (or other quantity like magnetic flux) can depend not only on a magnitude of ABE itself, but also on a superconducting circuit incorporating the passive electronic layer.

In our setting, we assumed that superconductivity is induced in the electronic layer by the polaritonic mechanism, which was proposed theoretically in Refs. [35–43] but not yet observed in the experiments. However, this specific pairing mechanism is not important for the presence of ABE, which is expected also for a preexisting superconducting layer. In the latter case, a possible obstacle for observation of ABE could be detrimental influence of the superconductor on the optical microcavity quality. To minimize it, thin-film or even atomically-thick superconductors, such as NbSe₂ [91] or FeS [92], can be used. Another way is to choose different geometries for a microcavity (for example, an optical fiber [38, 40] or a superconductor (thin wire or grid). Such setup on superfluid drag between BEC excitonic polaritons and a superconductor will be analyzed elsewhere [93]. One more possibility is the $p_x + ip_y$ superconducting pairing suggested in [37, 94] for electron-exciton or electron-polariton system and in [95] for a similar atomic Bose-Fermi mixture. Our calculations show that the drag density does not change significantly on transition from the s- to $(p_x + ip_y)$ -wave pairing, since there is no specific selection of angular harmonics of the gap in the superconductor rectification function (18); in the case of $(p_x + ip_y)$ -wave pairing, ρ_{dr} is slightly higher at the same superconducting T_c^{SC} mainly due to higher ratio $\Delta(T=0)/T_c^{\text{SC}}$.

The superfluid drag effect considered in this paper couples a quantum coherent system of half-light, half-matter polaritons, and a superconducting system. The first system hosts fast-traveling bosonic quasiparticles controllable by light, and the second one consist of slower fermionic particles, which can be easily controlled by electric and magnetic fields. Therefore coupling the two systems by the superfluid drag can be used for coherent transfer of information in future hybrid quantum devices.

Acknowledgments

The work on analytical calculations of the superfluid drag was supported by the Russian Foundation

for Basic Research (RFBR) within the Project No. 21–52–12038. The work on numerical calculations was supported by the Program of Basic Research of the Higher School of Economics.

References

- [1] A. G. Rojo. “Electron-drag effects in coupled electron systems”. *J. Phys.: Condens. Matter* **11**, R31–R52 (1999).
- [2] B. N. Narozhny and A. Levchenko. “Coulomb drag”. *Rev. Mod. Phys.* **88**, 025003 (2016).
- [3] C. P. Morath, J. A. Seamons, J. L. Reno, and M. P. Lilly. “Density imbalance effect on the Coulomb drag upturn in an undoped electron-hole bilayer”. *Phys. Rev. B* **79**, 041305 (2009).
- [4] A. F. Croxall, K. D. Gupta, C. A. Nicoll, M. Thangaraj, H. E. Beere, I. Farrer, D. A. Ritchie, and M. Pepper. “Anomalous Coulomb drag in electron-hole bilayers”. *Phys. Rev. Lett.* **101**, 246801 (2008).
- [5] J. I. A. Li, T. Taniguchi, K. Watanabe, J. Hone, and C. R. Dean. “Excitonic superfluid phase in double bilayer graphene”. *Nat. Phys.* **13**, 751–755 (2017).
- [6] Y. E. Lozovik and V. I. Yudson. “New mechanism for superconductivity: pairing between spatially separated electrons and holes”. *Sov. Phys. JETP* **44**, 389 (1976). url: <http://jetp.ras.ru/44/2/p389>.
- [7] D. K. Efimkin and V. Galitski. “Anomalous Coulomb drag in electron-hole bilayers due to the formation of excitons”. *Phys. Rev. Lett.* **116**, 046801 (2016).
- [8] N. Giordano and J. D. Monnier. “Cross-talk effects in superconductor–insulator–normal-metal trilayers”. *Phys. Rev. B* **50**, 9363–9368 (1994).
- [9] X. Huang, G. Bazàn, and G. H. Bernstein. “Observation of supercurrent drag between normal metal and superconducting films”. *Phys. Rev. Lett.* **74**, 4051–4054 (1995).
- [10] R. Tao, L. Li, H.-Y. Xie, X. Fan, L. Guo, L. Zhu, Y. Yan, Z. Zhang, and C. Zeng. “Josephson-Coulomb drag effect between graphene and LaAlO₃/SrTiO₃ interfacial superconductor” (2020). [arXiv:2003.12826](https://arxiv.org/abs/2003.12826).
- [11] A. F. Andreev and E. P. Bashkin. “Three-velocity hydrodynamics of superfluid solutions”. *Sov. Phys. JETP* **42**, 164–167 (1975). url: <http://jetp.ras.ru/42/1/p164>.
- [12] J.-M. Duan and S. Yip. “Supercurrent drag via the Coulomb interaction”. *Phys. Rev. Lett.* **70**, 3647–3650 (1993).

- [13] K. Hossain, S. Gupta, and M. M. Forbes. “Detecting entrainment in Fermi-Bose mixtures”. *Phys. Rev. A* **105**, 063315 (2022).
- [14] D. V. Fil and S. I. Shevchenko. “Nondissipative drag of superflow in a two-component Bose gas”. *Phys. Rev. A* **72**, 013616 (2005).
- [15] D. Romito, C. Lobo, and A. Recati. “Linear response study of collisionless spin drag”. *Phys. Rev. Research* **3**, 023196 (2021).
- [16] M. Ota and S. Giorgini. “Thermodynamics of dilute Bose gases: Beyond mean-field theory for binary mixtures of Bose-Einstein condensates”. *Phys. Rev. A* **102**, 063303 (2020).
- [17] S. H. Abedinpour and B. Tanatar. “Counterflow in Bose gas bilayers: Collective modes and dissipationless drag”. *Low Temp. Phys.* **46**, 480–484 (2020).
- [18] K. Sellin and E. Babaev. “Superfluid drag in the two-component Bose-Hubbard model”. *Phys. Rev. B* **97**, 094517 (2018).
- [19] S. Hartman, E. Erlandsen, and A. Sudbø. “Superfluid drag in multicomponent Bose-Einstein condensates on a square optical lattice”. *Phys. Rev. B* **98**, 024512 (2018).
- [20] J. Nespolo, G. E. Astrakharchik, and A. Recati. “Andreev-Bashkin effect in superfluid cold gases mixtures”. *New J. Phys.* **19**, 125005 (2017).
- [21] V. Karle, N. Defenu, and T. Enss. “Coupled superfluidity of binary Bose mixtures in two dimensions”. *Phys. Rev. A* **99**, 063627 (2019).
- [22] M. A. Alpar, S. A. Langer, and J. A. Sauls. “Rapid postglitch spin-up of the superfluid core in pulsars”. *Astrophys. J.* **282**, 533 (1984).
- [23] E. Babaev. “Andreev-Bashkin effect and knot solitons in an interacting mixture of a charged and a neutral superfluid with possible relevance for neutron stars”. *Phys. Rev. D* **70**, 043001 (2004).
- [24] M. V. Demin, Y. E. Lozovik, and V. A. Sharapov. “Bose condensate drag in a system of two coupled traps”. *JETP Lett.* **76**, 135–138 (2002).
- [25] K. S. Novoselov, A. Mishchenko, A. Carvalho, and A. H. Castro Neto. “2D materials and van der Waals heterostructures”. *Science* **353**, 461–472 (2016).
- [26] T. Vincent, J. Liang, S. Singh, E. G. Castanon, X. Zhang, A. McCreary, D. Jariwala, O. Kazakova, and Z. Y. A. Balushi. “Opportunities in electrically tunable 2D materials beyond graphene: Recent progress and future outlook”. *Appl. Phys. Rev.* **8**, 041320 (2021).
- [27] Y. E. Lozovik and M. V. Nikitkov. “Drag effects in a two-layer system of spatially separated electrons and excitons”. *Sov. Phys. JETP* **84**, 612–618 (1997).
- [28] Y. E. Lozovik and M. V. Nikitkov. “Kinetic properties of a system of spatially separated excitons and electrons in the presence of a Bose condensate of excitons”. *Sov. Phys. JETP* **89**, 775–780 (1999).
- [29] M. V. Boev, V. M. Kovalev, and I. G. Savenko. “Coulomb drag of excitons in Bose-Fermi systems”. *Phys. Rev. B* **99**, 155409 (2019).
- [30] O. L. Berman, R. Y. Kezerashvili, and Y. E. Lozovik. “Drag effects in a system of electrons and microcavity polaritons”. *Phys. Rev. B* **82**, 125307 (2010).
- [31] O. Cotlet, F. Pientka, R. Schmidt, G. Zarand, E. Demler, and A. Imamoglu. “Transport of neutral optical excitations using electric fields”. *Phys. Rev. X* **9**, 041019 (2019).
- [32] I. Carusotto and C. Ciuti. “Quantum fluids of light”. *Rev. Mod. Phys.* **85**, 299–366 (2013).
- [33] D. M. Myers, Q. Yao, S. Mukherjee, B. Ozden, J. Beaumariage, and D. W. Snoke. “Pushing photons with electrons: Observation of the polariton drag effect” (2021). [arXiv:1808.07866](https://arxiv.org/abs/1808.07866).
- [34] S. Mukherjee, A. S. Bradley, and D. W. Snoke. “Steady-state theory of electron drag on polariton condensates” (2022). [arXiv:2202.13175](https://arxiv.org/abs/2202.13175).
- [35] F. P. Laussy, A. V. Kavokin, and I. A. Shelykh. “Exciton-polariton mediated superconductivity”. *Phys. Rev. Lett.* **104**, 106402 (2010).
- [36] F. P. Laussy. “Superconductivity with excitons and polaritons: review and extension”. *J. Nanophoton.* **6**, 064502 (2012).
- [37] O. Cotlet, S. Zeytinoglu, M. Sigrist, E. Demler, and A. Imamoglu. “Superconductivity and other collective phenomena in a hybrid Bose-Fermi mixture formed by a polariton condensate and an electron system in two dimensions”. *Phys. Rev. B* **93**, 054510 (2016).
- [38] P. Skopelitis, E. D. Cherotchenko, A. V. Kavokin, and A. Posazhennikova. “Interplay of phonon and exciton-mediated superconductivity in hybrid semiconductor-superconductor structures”. *Phys. Rev. Lett.* **120**, 107001 (2018).
- [39] E. D. Cherotchenko, T. Espinosa-Ortega, A. V. Nalitov, I. A. Shelykh, and A. V. Kavokin. “Superconductivity in semiconductor structures: The excitonic mechanism”. *Superlattices Microstruct.* **90**, 170–175 (2016).
- [40] E. Sedov, I. Sedova, S. Arakelian, G. Eramo, and A. V. Kavokin. “Hybrid optical fiber for light-induced superconductivity” (2019). [arXiv:1912.07212](https://arxiv.org/abs/1912.07212).

- [41] M. Sun, A. V. Parafilo, K. H. A. Villegas, V. M. Kovalev, and I. G. Savenko. “Theory of BCS-like bogolon-mediated superconductivity in transition metal dichalcogenides”. *New J. Phys.* **23**, 023023 (2021).
- [42] M. Sun, A. V. Parafilo, K. H. A. Villegas, V. M. Kovalev, and I. G. Savenko. “Bose-Einstein condensate-mediated superconductivity in graphene”. *2D Mater.* **8**, 031004 (2021).
- [43] M. Sun, A. V. Parafilo, V. M. Kovalev, and I. G. Savenko. “Strong-coupling theory of condensate-mediated superconductivity in two-dimensional materials”. *Phys. Rev. Research* **3**, 033166 (2021).
- [44] C. Anton-Solanas, M. Waldherr, M. Klaas, H. Suchomel, T. H. Harder, H. Cai, E. Sedov, S. Klemmt, A. V. Kavokin, S. Tongay, K. Watanabe, T. Taniguchi, S. Höfling, and C. Schneider. “Bosonic condensation of exciton-polaritons in an atomically thin crystal”. *Nat. Mater.* **20**, 1233–1239 (2021).
- [45] D. W. Snoke. “Coherence and optical emission from bilayer exciton condensates”. *Adv. Cond. Matter. Phys.* **2011**, 1–7 (2011).
- [46] E. V. Calman, M. M. Fogler, L. V. Butov, S. Hu, A. Mishchenko, and A. K. Geim. “Indirect excitons in van der Waals heterostructures at room temperature”. *Nat. Commun.* **9**, 1895 (2018).
- [47] B. Datta, M. Khatoniar, P. Deshmukh, R. Bushati, S. De Liberato, S. Kéna-Cohen, and V. M. Menon. “Highly non-linear interlayer exciton-polaritons in bilayer MoS₂” (2021). [arXiv:2110.13326](https://arxiv.org/abs/2110.13326).
- [48] L. V. Butov, A. Imamoğlu, A. V. Mintsev, K. L. Campman, and A. C. Gossard. “Photoluminescence kinetics of indirect excitons in GaAs/Al_xGa_{1-x}As coupled quantum wells”. *Phys. Rev. B* **59**, 1625–1628 (1999).
- [49] E. Togan, H.-T. Lim, S. Faelt, W. Wegscheider, and A. Imamoğlu. “Enhanced interactions between dipolar polaritons”. *Phys. Rev. Lett.* **121**, 227402 (2018).
- [50] D. A. B. Miller, D. S. Chemla, T. C. Damen, A. C. Gossard, W. Wiegmann, T. H. Wood, and C. A. Burrus. “Electric field dependence of optical absorption near the band gap of quantum-well structures”. *Phys. Rev. B* **32**, 1043–1060 (1985).
- [51] H.-J. Polland, L. Schultheis, J. Kuhl, E. O. Göbel, and C. W. Tu. “Lifetime enhancement of two-dimensional excitons by the quantum-confined Stark effect”. *Phys. Rev. Lett.* **55**, 2610–2613 (1985).
- [52] J. Kasprzak, M. Richard, S. Kundermann, A. Baas, P. Jeambrun, J. M. J. Keeling, F. M. Marchetti, M. H. Szymańska, R. André, J. L. Staehli, V. Savona, P. B. Littlewood, B. Deveaud, and Le Si Dang. “Bose-Einstein condensation of exciton polaritons”. *Nature* **443**, 409–414 (2006).
- [53] J. Zhao, R. Su, A. Fieramosca, W. Zhao, W. Du, X. Liu, C. Diederichs, D. Sanvitto, T. C. H. Liew, and Q. Xiong. “Ultralow threshold polariton condensate in a monolayer semiconductor microcavity at room temperature”. *Nano Lett.* **21**, 3331–3339 (2021).
- [54] T. Byrnes, G. V. Kolmakov, R. Y. Kezerashvili, and Y. Yamamoto. “Effective interaction and condensation of dipolaritons in coupled quantum wells”. *Phys. Rev. B* **90**, 125314 (2014).
- [55] M. Wouters and I. Carusotto. “Superfluidity and critical velocities in nonequilibrium Bose-Einstein condensates”. *Phys. Rev. Lett.* **105**, 020602 (2010).
- [56] M. H. Szymańska, J. Keeling, and P. B. Littlewood. “Nonequilibrium quantum condensation in an incoherently pumped dissipative system”. *Phys. Rev. Lett.* **96**, 230602 (2006).
- [57] G. Lerario, A. Fieramosca, F. Barachati, D. Ballarini, K. S. Daskalakis, L. Dominici, M. De Giorgi, S. A. Maier, G. Gigli, S. Kéna-Cohen, and D. Sanvitto. “Room-temperature superfluidity in a polariton condensate”. *Nat. Phys.* **13**, 837–841 (2017).
- [58] A. Amo, J. Lefrère, S. Pigeon, C. Adrados, C. Ciuti, I. Carusotto, R. Houdré, E. Giacobino, and A. Bramati. “Superfluidity of polaritons in semiconductor microcavities”. *Nat. Phys.* **5**, 805–810 (2009).
- [59] B. Nelsen, G. Liu, M. Steger, D. W. Snoke, R. Balili, K. West, and L. Pfeiffer. “Dissipationless flow and sharp threshold of a polariton condensate with long lifetime”. *Phys. Rev. X* **3**, 041015 (2013).
- [60] D. Caputo, D. Ballarini, G. Dagvadorj, C. Sánchez Muñoz, M. De Giorgi, L. Dominici, K. West, L. N. Pfeiffer, G. Gigli, F. P. Laussy, M. H. Szymańska, and D. Sanvitto. “Topological order and thermal equilibrium in polariton condensates”. *Nat. Mater.* **17**, 145–151 (2017).
- [61] H. Hu, H. Deng, and X.-J. Liu. “Polariton-polariton interaction beyond the Born approximation: A toy model study”. *Phys. Rev. A* **102**, 063305 (2020).
- [62] O. Bleu, G. Li, J. Levinsen, and M. M. Parish. “Polariton interactions in microcavities with atomically thin semiconductor layers”. *Phys. Rev. Research* **2**, 043185 (2020).
- [63] G. Li, O. Bleu, M. M. Parish, and J. Levinsen. “Enhanced scattering between electrons and

- exciton-polaritons in a microcavity”. *Phys. Rev. Lett.* **126**, 197401 (2021).
- [64] E. Estrecho, T. Gao, N. Bobrovska, D. Comber-Todd, M. D. Fraser, M. Steger, K. West, L. N. Pfeiffer, J. Levinsen, M. M. Parish, T. C. H. Liew, M. Matuszewski, D. W. Snoke, A. G. Truscott, and E. A. Ostrovskaya. “Direct measurement of polariton-polariton interaction strength in the Thomas-Fermi regime of exciton-polariton condensation”. *Phys. Rev. B* **100**, 035306 (2019).
- [65] S. Utsunomiya, L. Tian, G. Roumpos, C. W. Lai, N. Kumada, T. Fujisawa, M. Kuwata-Gonokami, A. Löffler, S. Höfling, A. Forchel, and Y. Yamamoto. “Observation of Bogoliubov excitations in exciton-polariton condensates”. *Nat. Phys.* **4**, 700–705 (2008).
- [66] S. Bhandari, K. Wang, K. Watanabe, T. Taniguchi, P. Kim, and R. M. Westervelt. “Imaging electron motion in a few layer MoS₂ device”. *J. Phys.: Conf. Ser.* **864**, 012031 (2017).
- [67] D. Landau, E. M. Lifshits, and L. P. Pitaevskii. “Statistical physics, pt. 2”. Elsevier. (1980).
- [68] Y. Nambu. “Quasi-particles and gauge invariance in the theory of superconductivity”. *Phys. Rev.* **117**, 648–663 (1960).
- [69] J. R. Schrieffer. “Theory of superconductivity”. CRC Press. (2018).
- [70] P. W. Anderson. “Random-phase approximation in the theory of superconductivity”. *Phys. Rev.* **112**, 1900–1916 (1958).
- [71] G. Rickayzen. “Collective excitations in the theory of superconductivity”. *Phys. Rev.* **115**, 795–808 (1959).
- [72] A. M. Gabovich and E. A. Pashitskii. “Polarization operator of the superconducting electron gas. Kohn anomalies and charge screening in superconductors”. *Ukr. J. Phys* **18**, 544–552 (1973). url: [researchgate.net/publication/236433529](https://www.researchgate.net/publication/236433529).
- [73] A. Griffin. “Excitations in a bose-condensed liquid”. Cambridge University Press. (1993).
- [74] F. Stern. “Polarizability of a two-dimensional electron gas”. *Phys. Rev. Lett.* **18**, 546–548 (1967).
- [75] R. P. Leavitt and J. W. Little. “Excitonic effects in the optical spectra of superlattices in an electric field”. *Phys. Rev. B* **42**, 11784–11790 (1990).
- [76] B. F. Gribakin, E. S. Khramtsov, A. V. Trifonov, and I. V. Ignatiev. “Exciton-exciton and exciton-charge carrier interaction and exciton collisional broadening in GaAs/AlGaAs quantum wells”. *Phys. Rev. B* **104**, 205302 (2021).
- [77] T. G. Pedersen. “Exciton Stark shift and electroabsorption in monolayer transition-metal dichalcogenides”. *Phys. Rev. B* **94**, 125424 (2016).
- [78] D. N. Basov, A. Asenjo-Garcia, P. J. Schuck, X. Zhu, and A. Rubio. “Polariton panorama”. *Nanophotonics* **10**, 549–577 (2020).
- [79] A. Laturia, M. L. V. de Put, and W. G. Vandenberghe. “Dielectric properties of hexagonal boron nitride and transition metal dichalcogenides: from monolayer to bulk”. *npj 2D Mater. Appl.* **2**, 6 (2018).
- [80] W. J. Moore and R. T. Holm. “Infrared dielectric constant of gallium arsenide”. *J. Appl. Phys.* **80**, 6939–6942 (1996).
- [81] T. Chervy, P. Knüppel, H. Abbaspour, M. Lupatini, S. Fält, W. Wegscheider, M. Kroner, and A. Imamoglu. “Accelerating polaritons with external electric and magnetic fields”. *Phys. Rev. X* **10**, 011040 (2020).
- [82] C. Brun, T. Cren, and D. Roditchev. “Review of 2D superconductivity: the ultimate case of epitaxial monolayers”. *Supercond. Sci. Technol.* **30**, 013003 (2016).
- [83] T. Uchihashi. “Two-dimensional superconductors with atomic-scale thickness”. *Supercond. Sci. Technol.* **30**, 013002 (2016).
- [84] O. L. Berman, R. Y. Kezerashvili, and Y. E. Lozovik. “Drag effects in a system of electrons and microcavity polaritons”. *Phys. Rev. B* **82**, 125307 (2010).
- [85] J. E. Goff and W. L. Schaich. “Theory of the photon-drag effect in simple metals”. *Phys. Rev. B* **61**, 10471–10477 (2000).
- [86] A. A. High, J. R. Leonard, A. T. Hammack, M. M. Fogler, L. V. Butov, A. V. Kavokin, K. L. Campman, and A. C. Gossard. “Spontaneous coherence in a cold exciton gas”. *Nature* **483**, 584–588 (2012).
- [87] D. Snoke. “Spontaneous Bose coherence of excitons and polaritons”. *Science* **298**, 1368–1372 (2002).
- [88] B. N. Narozhny and I. L. Aleiner. “Mesoscopic fluctuations of the Coulomb drag”. *Phys. Rev. Lett.* **84**, 5383–5386 (2000).
- [89] S. Kim, I. Jo, J. Nah, Z. Yao, S. K. Banerjee, and E. Tutuc. “Coulomb drag of massless fermions in graphene”. *Phys. Rev. B* **83**, 161401 (2011).
- [90] M. Titov, R. V. Gorbachev, B. N. Narozhny, T. Tudorovskiy, M. Schütt, P. M. Ostrovsky, I. V. Gornyi, A. D. Mirlin, M. I. Katsnelson, K. S. Novoselov, A. K. Geim, and L. A. Ponomarenko. “Giant magnetodrag in graphene at charge neutrality”. *Phys. Rev. Lett.* **111**, 166601 (2013).

- [91] X. Xi, Z. Wang, W. Zhao, J.-H. Park, K. T. Law, H. Berger, L. Forró, J. Shan, and K. F. Mak. “Ising pairing in superconducting NbSe₂ atomic layers”. *Nat. Phys.* **12**, 139–143 (2015).
- [92] D. Huang and J. E. Hoffman. “Monolayer FeSe on SrTiO₃”. *Annu. Rev. Condens. Matter Phys.* **8**, 311–336 (2017).
- [93] A. A. Aminov, A. A. Sokolik, and Y. E. Lozovik (2022). To be published.
- [94] A. Julku, J. J. Kinnunen, A. Camacho-Guardian, and G. M. Bruun. “Light-induced topological superconductivity in transition metal dichalcogenide monolayers” (2022). [arXiv:2204.12229](https://arxiv.org/abs/2204.12229).
- [95] J. J. Kinnunen, Z. Wu, and G. M. Bruun. “Induced p -wave pairing in Bose-Fermi mixtures”. *Phys. Rev. Lett.* **121**, 253402 (2018).
- [96] F. Gross, B. S. Chandrasekhar, D. Einzel, K. Andres, P. J. Hirschfeld, H. R. Ott, J. Beuers, Z. Fisk, and J. L. Smith. “Anomalous temperature dependence of the magnetic field penetration depth in superconducting UBe₁₃”. *Z. Phys. B Con. Mat.* **64**, 175–188 (1986).

A Additional diagrams for rectification function of polaritons

In this Appendix we consider the subleading “non-condensate” diagrams for the rectification function of the polariton system, depicted in the lower panel of Fig. 8. Such closed diagrams are usually considered in the theory of Coulomb drag [2] between normal systems, where they provide the leading contribution, although in Bose-condensed systems they may be disregarded [29]. However, accounting for the non-condensate diagrams can be important in some cases, as

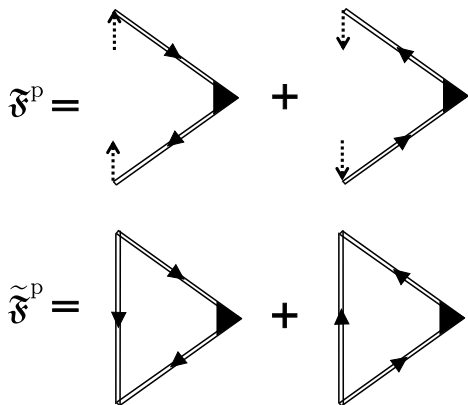


Figure 8: Diagrams contributing to \mathfrak{F}^{P} . The “condensate” diagrams in the first line, corresponding to Eq. (15), were taken into account in our calculations of ρ_{dr} , and the “non-condensate” diagrams in the second line, corresponding to Eq. (34), were neglected.

argued, e.g., in Ref. [41] in the context of polariton-mediated superconductivity. For this reason we analyze a contribution of such diagrams, depicted in Fig. 8, to the rectification function:

$$\begin{aligned} \tilde{\mathfrak{F}}^{\text{P}}(\mathbf{q}, i\omega_m) &= \frac{T}{S} \sum_{\mathbf{p}, i\omega'_n} \mathbf{p} \text{Tr} \left[\hat{G}^{\text{P}}(\mathbf{p}, i\omega'_n) \tau_3 \hat{G}^{\text{P}}(\mathbf{p}, i\omega'_n) \right. \\ &\quad \left. \times \hat{G}^{\text{P}}(\mathbf{p} + \mathbf{q}, i\omega'_n + i\omega_m) \right] \\ &\quad + (\mathbf{q}, i\omega_m \rightarrow -\mathbf{q}, -i\omega_m). \end{aligned} \quad (34)$$

In the $T = 0$ limit, after the frequency summation, this expression takes a form similar to that for the electron rectification function (19):

$$\begin{aligned} \tilde{\mathfrak{F}}^{\text{P}}(\mathbf{q}, i\omega_m) &= \frac{1}{S} \sum_{\mathbf{p}} \frac{\mathbf{p}(E_{\mathbf{p}}^{\text{P}} + E_{\mathbf{p}+\mathbf{q}}^{\text{P}})i\omega_m L^{\text{P}}(\mathbf{p}, \mathbf{q})}{\left[(i\omega_m)^2 - (E_{\mathbf{p}}^{\text{P}} + E_{\mathbf{p}+\mathbf{q}}^{\text{P}})^2 \right]^2}, \end{aligned} \quad (35)$$

where $L^{\text{P}}(\mathbf{p}, \mathbf{q}) = (u_{\mathbf{p}}^{\text{P}} v_{\mathbf{p}+\mathbf{q}}^{\text{P}} + u_{\mathbf{p}+\mathbf{q}}^{\text{P}} v_{\mathbf{p}}^{\text{P}})^2$ is the bosonic coherence factor, and $u_{\mathbf{p}}^{\text{P}}, v_{\mathbf{p}}^{\text{P}} = \pm \sqrt{\frac{1}{2} \{ \pm 1 + (\tilde{\epsilon}_{\mathbf{p}}^{\text{P}} + c_p)/E_{\mathbf{p}}^{\text{P}} \}}$ are the coefficients of the polaritonic Bogoliubov transformation.

Fig. 9 shows the comparison of the leading-order condensate contribution \mathfrak{F}^{P} (16) to the rectification function with the subleading noncondensate one $\tilde{\mathfrak{F}}^{\text{P}}$ (35). Since the main contribution to the integral in Eq. (13) is provided by $\omega \sim \Omega_{\text{R}}$ and $q \sim L^{-1}$, we calculate the rectification functions in the range $q = (1 - 10) \times L^{-1}$ and $\omega = (0.1 - 10) \times \Omega_{\text{R}}$. It can be seen that $\tilde{\mathfrak{F}}^{\text{P}}$ in this range is 3–4 orders of magnitude smaller than \mathfrak{F}^{P} . These estimates are made for the TMDC-based setup, and for QW-based system the

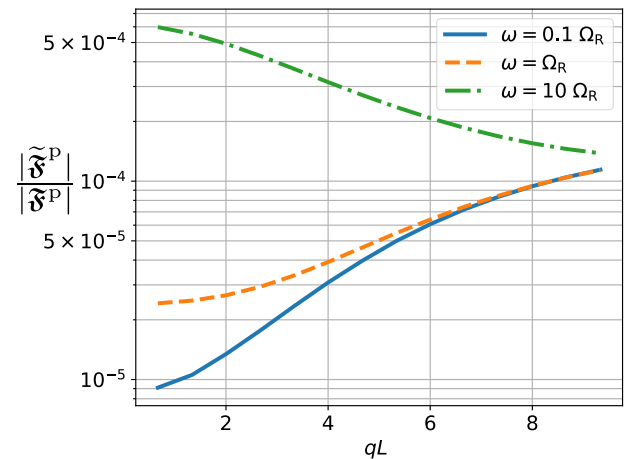


Figure 9: Ratio of absolute values of contributions to the rectification function of the polariton system provided by the noncondensate diagrams ($\tilde{\mathfrak{F}}^{\text{P}}$, second line of Fig. 8) and by the condensate diagrams (\mathfrak{F}^{P} , first line of Fig. 8). The system parameters are the same as in Fig. 5(a) with $\Omega_{\text{R}} = 30$ meV, $L = 4$ nm, both exciton and electron layers are TMDC-based.

ratio $|\tilde{\mathfrak{F}}^{\mathbf{p}}|/|\mathfrak{F}^{\mathbf{p}}| \sim 10^{-6}$ is even smaller. Therefore we can assuredly neglect the noncondensate diagrams in our calculations.

B Temperature dependence of rectification function of superconductor

In this Appendix we provide the full expression for the nonlinear current-density response function of 2D superconductor for $T > 0$. It is obtained after the frequency summation in Eq. (18):

$$\begin{aligned} & \mathfrak{F}^{\text{el}}(\mathbf{q}, i\omega_m) \\ = & g_v \sum_{\mathbf{p}} \mathbf{p} \left\{ \left[n_{\text{F}}(E_{\mathbf{p}+\mathbf{q}}^{\text{el}}) - n_{\text{F}}(E_{\mathbf{p}}^{\text{el}}) \right] \left[(M_+^{\mathbf{p},\mathbf{q},i\omega_m})^2 - (M_-^{\mathbf{p},\mathbf{q},i\omega_m})^2 \right] + n'_{\text{F}}(E_{\mathbf{p}}^{\text{el}}) \left[M_+^{\mathbf{p},\mathbf{q},i\omega_m} - M_-^{\mathbf{p},\mathbf{q},i\omega_m} \right] \right\} L_2^{\text{el}}(\mathbf{p}, \mathbf{q}) \\ & + \left\{ \left[1 - n_{\text{F}}(E_{\mathbf{p}}^{\text{el}}) - n_{\text{F}}(E_{\mathbf{p}+\mathbf{q}}^{\text{el}}) \right] \left[(P_+^{\mathbf{p},\mathbf{q},i\omega_m})^2 - (P_-^{\mathbf{p},\mathbf{q},i\omega_m})^2 \right] + n'_{\text{F}}(E_{\mathbf{p}}^{\text{el}}) \left[P_+^{\mathbf{p},\mathbf{q},i\omega_m} - P_-^{\mathbf{p},\mathbf{q},i\omega_m} \right] \right\} L^{\text{el}}(\mathbf{p}, \mathbf{q}) \\ & + (\mathbf{q}, i\omega_m \rightarrow -\mathbf{q}, -i\omega_m), \quad (36) \end{aligned}$$

where $L_2^{\text{el}}(\mathbf{p}, \mathbf{q}) = (u_{\mathbf{p}}u_{\mathbf{p}+\mathbf{q}} - v_{\mathbf{p}}v_{\mathbf{p}+\mathbf{q}})^2$ is the second fermionic coherence factor; n_{F} and n'_{F} are the Fermi-Dirac distribution and its derivative; $P_{\pm}^{\mathbf{p},\mathbf{q},i\omega_m} = (E_{\mathbf{p}}^{\text{el}} + E_{\mathbf{p}+\mathbf{q}}^{\text{el}} \pm i\omega_m)^{-1}$, $M_{\pm}^{\mathbf{p},\mathbf{q},i\omega_m} = (E_{\mathbf{p}}^{\text{el}} - E_{\mathbf{p}+\mathbf{q}}^{\text{el}} \pm i\omega_m)^{-1}$.

The energy gap Δ also depends on the system temperature T . This dependence can be approximated by the widely used expression [96]:

$$\Delta(T) \approx \Delta(0) \tanh \left(k \sqrt{\frac{T_c}{T} - 1} \right). \quad (37)$$

Here $k = 1.74$ and $\Delta(0) = 1.76T_c^{\text{SC}}$; these constants correspond only to weak-coupling superconductors with the s-wave pairing, which we are interested in. The formulas (36) and (37) are used to calculate the temperature dependence of $\rho_{\text{dr}}(T)$ shown in Fig. 3.