

# Multi-photon Monte Carlo event generator KKMCEE for lepton and quark pair production in lepton colliders<sup>\*</sup>

S. Jadach<sup>a</sup>, B.F.L. Ward<sup>b</sup>, Z. Was<sup>a</sup>, S.A. Yost<sup>c</sup> and A. Siodmok<sup>d</sup>

<sup>a</sup>*Institute of Nuclear Physics, Polish Academy of Sciences,  
ul. Radzikowskiego 152, 31-342 Kraków, Poland,*

<sup>b</sup>*Department of Physics, Baylor University, Waco, TX 76798-7316, USA,*

<sup>c</sup>*The Citadel, Charleston, SC, USA*

<sup>d</sup>*Institute of Applied Computer Science, Jagiellonian University,  
ul. prof. Stanisława Łojasiewicza 11, 30-348 Kraków, Poland*

## Abstract

We present the KKMCEE 5.00.2 Monte Carlo event generator for lepton and quark pair production for the high energy electron-positron annihilation process. It is still the most sophisticated event generator for such processes. Its entire source code is re-written in the modern C++ language. It reproduces all features of the older KKM code in Fortran 77. However, a number of improvements in the Monte Carlo algorithm are also implemented. Most importantly, it is intended to be a starting point for the future improvements, which will be mandatory for the future high precision lepton collider projects. As in the older version, in addition to higher order QED corrections, it includes so-called  $\mathcal{O}(\alpha^{1.5})$  genuine weak corrections using a version of the classic DIZET library and polarized  $\tau$  decays using TAUOLA program. Both DIZET and TAUOLA external libraries are still in Fortran 77. In addition, a HEPMC3 interface to other MC programs, like parton showers and detector simulation, replaces the older HepEvt interface. The HEPMC3 interface is also exploited in the implementation of the additional photon final state emissions in  $\tau$  decays using an external PHOTOS library rewritten in C.

---

<sup>\*</sup>This work is partly supported by the National Science Centre, Poland grants No. 2019/34/E/ST2/00457 and 2017/27/B/ST2/01391, by the EU Horizon 2020 research and innovation programme under grant agreement No. 951754 and the CERN FCC Design Study Programme. The work of AS was also funded by the Priority Research Area Digiworld under the program Excellence Initiative – Research University at the Jagiellonian University in Cracow. The work of SAY was partly supported by a grant from The Citadel Foundation.

## PROGRAM SUMMARY

**Manuscript title:** Monte Carlo event generator KKM<sub>Cee</sub> Technical and Physics Documentation

**Authors:** S. Jadach and B.F.L Ward, Z. Wąs, S.A. Yost and A. Siódmok.

**Program title:** KKM<sub>Cee</sub> 5.00.2

**Licensing provisions:** GPL-3.0

**Programming languages:** C++, FORTRAN77

**Operating system(s) for which the program has been designed:** Linux

**RAM required to execute with typical data:** <100MB

**Has the code been vectorised or parallelized?:** No

**Number of processors used:** 1

**Supplementary material:** None

**Keywords:** Monte Carlo simulation; event generation; multiphoton emission; spin polarization; lepton tau decays; Electroweak radiative corrections; Event Record interface

**CPC Library Classification:** 11.2 - Phase Space and Event Simulation

**External routines/libraries used:** CERN ROOT library, PHOTOS, HepMC v.3.0,

**CPC Program Library subprograms used:** TAUOLA, PHOTOS, FOAM, HEPMC3

**Nature of the problem:**

Fermion pair production is and will be used as an important data source for precise tests of the standard electroweak theory at a high luminosity future circular collider near the  $Z$  resonance and above and/or at the future linear lepton colliders of higher energies than those at LEP. The QED corrections to fermion pair production (especially  $\tau$  leptons) have to be known to at least second order, including spin polarization effects, with 4-5 digit precision. The Standard Model predictions at the sub-permille precision level, taking into account multiple emission of photons for realistic experimental acceptances, can only be obtained using a Monte Carlo event generator. The realistic and precise simulation of  $\tau$  lepton decays taking into account spin effects is an indispensable ingredient in the Monte Carlo event generator for the fermion pair production process.

**Solution method:**

Monte Carlo methods are used to simulate most of the two-fermion final-state processes in  $e^+e^-$  collisions in the presence of multiphoton initial and final state radiation. The multiphoton effects are described in the framework of coherent exclusive exponentiation (CEEX) extending/upgrading the older Yennie–Frautschi–Suura exclusive exponentiation (EEX) scheme. CEEX treats correctly to infinite order not only infrared cancellations but also QED interferences, including suppression of initial-final state interferences for narrow resonances. The matrix element according to the older YFS exponentiation is also implemented for the testing purpose. For  $\tau$  leptons, the appropriate simulation of a very rich spectrum of the decays is included. Beam polarization and spin effects, both longitudinal and transverse, in tau decays are properly taken into account. Gaussian beam spread and an arbitrary spectrum of the beamstrahlung are also optionally simulated. The present version of the program is rewritten to C++ but in many respects corresponds to its FORTRAN predecessor KKM<sub>C</sub> v.4.13 [1] with later minor modifications in v. 4.32 [2].

**Restrictions:**

In the present version, electron (Bhabha) and  $t$ -quark final states are not included. (It is planned for a future version.) Third-order QED corrections in the leading-logarithmic approximation are included only in the auxiliary older YFS/EEX matrix element. The electroweak corrections should not be trusted above the  $t$ -quark threshold. The total cross section for light quarks for  $\sqrt{s} < 10$  GeV (including narrow resonances) requires an improvement using experimental data. The program does not provide any handles for the beyond the Standard Model (BSM) physics, for instance in the Born  $Z$  boson couplings or in the electroweak (EW) formfactors.

**Running time:**

Depends on the CMS energy, final fermion type, upper phase space limit of the photon energy, and whether variable weight events or WT=1 events are generated. On a PC/Linux with a 2.2 GHz processor, producing 100k variable weight events at  $\sqrt{s} = M_Z$  takes 25 sec. of CPU time for  $\mu$ -pairs and 30 sec. for  $\tau$ -pairs including decays. At  $\sqrt{s} = 189$ GeV 100k events with WT=1 costs 1200 sec. for  $\mu$ -pairs and 830 sec. for  $\tau$ -pairs (less hard photons).

**References:**

- [1] S. Jadach, B. F. L. Ward and Z. Was, “*The Precision Monte Carlo event generator KK for two fermion final states in  $e^+e^-$  collisions*”, Comput. Phys. Commun. **130** (2000) 260.
- [2] A. Arbuzov, S. Jadach, Z. Was, B.F.L. Ward and S.A. Yost, “*The Monte Carlo Program KKMC, for the Lepton or Quark Pair Production at LEP/SLC Energies – Updates of electroweak calculations*”, Comput. Phys. Commun. **260** (2021) 107734.

# Contents

<b>1</b>	<b>Introduction</b>	<b>4</b>
1.1	The evolution of the KKMC code . . . . .	6
<b>2</b>	<b>Structure of the program</b>	<b>7</b>
2.1	Top level KKee2f class . . . . .	8
2.2	Persistency mechanism . . . . .	9
2.3	Multiphoton generator classes KKarlud and KKarfin . . . . .	10
2.4	Input data handling with the KKdbase class . . . . .	11
2.5	Matrix element classes KKqed3, KKceex, KKbvir and KKborn . . . . .	11
2.6	The interface to electroweak libraries and DIZET electroweak library . . . . .	12
2.7	The interface to $\tau$ decay library TAUOLA . . . . .	12
2.8	KKeeFoam semi-analytical tool . . . . .	14
<b>3</b>	<b>Use of the program</b>	<b>14</b>
3.1	Building the program . . . . .	14
3.2	Running a simple example . . . . .	15
3.3	Advanced user program examples . . . . .	17
3.4	Running on the farm . . . . .	20
<b>4</b>	<b>Improvements in the MC algorithm</b>	<b>20</b>
4.1	The central use of the FOAM tool . . . . .	21
4.2	Generation of the beam energy spread . . . . .	23
4.3	Beamstrahlung . . . . .	23
<b>5</b>	<b>Reproducing benchmarks</b>	<b>25</b>
5.1	Muon channel benchmarks . . . . .	25
5.2	Neutrino channel benchmarks . . . . .	26
5.3	Tau lepton decay benchmarks . . . . .	27
5.4	Benchmarks of TAUOLA . . . . .	29
<b>6</b>	<b>Summary and outlook</b>	<b>30</b>
<b>A</b>	<b>Monte Carlo weight distribution</b>	<b>32</b>

# 1 Introduction

The `KKMCee 5.00.2` program presented in this work is the Monte Carlo (MC) event generator for the fermion pair production process in the electron-positron annihilation accompanied with multiple photons:

$$e^-e^+ \rightarrow f\bar{f} + n\gamma, \quad f = \mu, \tau, \nu, u, d, s, c, b, \quad n = 0, 1, 2, \dots, \infty.$$

The first `KKMC` version 4.13 [1] was released in the year 2000<sup>1</sup>. The publication [1] contains the very detailed (80 pages) description of the Monte Carlo algorithm, of the Fortran 77 code and it is the user's guide (manual). The two other Refs. [2,3] published at about the same time described the physics content of `KKMC`, in particular the latter formulated the QED coherent exclusive exponentiation (CEEX) scheme, including soft (and hard) photon resummation. `KKMC` has replaced two earlier similar MC's, `KORALZ` [4] and `KORALB` [5], which continue to be the source of useful benchmarks. It is not applicable for the  $e^-e^+ \rightarrow e^-e^+$  Bhabha process. From the very beginning `KKMC` was interfaced with the `TAUOLA` and `PHOTOS` programs [6,7] for simulating decays of polarized  $\tau$ 's and with the library `DIZET` [8] of the complete  $\mathcal{O}(\alpha^1)$  electroweak (EW) corrections. The complete spin polarization (longitudinal and transverse) implementation in `KKMC` was outlined in Ref. [9]. Note that most of the description of the input data and overview of physics in Ref. [1] remains actual and is not repeated in this paper.

In this work we present a new version of `KKMC` renamed as `KKMCee 5.00.2`, which is written entirely in C++. For the moment `KKMCee` is functionally not much different from the latest versions in Fortran 77 (F77), hence the natural question is: *Why was rewriting `KKMC` from F77 to C++ worth pursuing?*

One important reason is that `KKMC` is widely used in the data analysis of all existing electron colliders like BES or BELLE and in studies on the future electron colliders like FCCee, CLIC, ILC, within a software environment which is mostly programmed in C++. It will therefore be easier to interface `KKMCee` with the software of current and future experiments. Many past theoretical studies analysing events from `KKMC` were already done using elaborate programs written entirely in C++. It will also be easier to develop more future theoretical studies with `KKMCee` C++.

Another even more important reason is that, in spite of the fact the `KKMC` with the QED coherent exclusive exponentiation (CEEX) matrix element is still the most sophisticated Monte Carlo program for the fermion pair production in electron colliders, it requires many improvements in order to meet the very high precision specifications of the future electron colliders, for instance the TeraZ option of FCCee, see Refs. [10–12]. Developing improved versions of the CEEX matrix element, with even higher orders, more subleading corrections, and more versatility for porting it to other processes definitely will be easier using a more sophisticated programming language. A number of pending improvements in the Monte Carlo generation of the multiphoton phase space will be also easier to realize in C++. Last but not the least, it is inevitable that the next versions of the auxiliary program libraries like `TAUOLA` for  $\tau$  lepton decay, the next libraries of the electroweak corrections,

---

<sup>1</sup>The prototype version of `KKMC` was presented already in a CERN TH seminar in October 1998 [https://nz42.ifj.edu.pl/\\_media/user/jadach/main/talks/ceex-talk-5nov98.pdf](https://nz42.ifj.edu.pl/_media/user/jadach/main/talks/ceex-talk-5nov98.pdf)

and parton shower MCs such as Herwig [13–15], Pythia [16, 17] or Sherpa [18, 19] for hadronizing final state quark pairs, will be, or are already, all in C++. In fact, PHOTOS is already rewritten to C [20] and is interfaced to the present `KKMCee`. For TAUOLA the first preparatory step in this direction is documented in [21] (see also [22]) and the on-going effort on the TAUOLA improvements is expected to rely on fits to Belle II data.

Note also that the `KKMC` project was split recently into the `KKMCee` branch for lepton colliders presented here and the `KKMChh` branch for hadron colliders. An unpublished, but quite well tested, `KKMChh` version written entirely in C++ already exists and is in use for studies related to LHC data.

Since many features of the present `KKMCee` version are the same or very similar as in the original version of Ref. [1], their detailed description will be not repeated. Because of that the present documentation is not self contained and requires occasionally consulting<sup>2</sup> Ref. [1]. We shall concentrate on the differences with the original `KKMC` and in particular on some improvements implemented in the new `KKMCee`. More precisely the present version is inheriting all features of the F77 version except the hadronization interface for the final massive quark pair using the parton shower MC and the `RRes` package<sup>3</sup> for low energy quark pairs. We hope to recover this feature in the future updates.

On the other hand, there are many improvements of the MC algorithm, structure of the program, and program performance in terms of CPU time. More details are in the following sections – here let us summarize briefly on all these improvement:

- `FOAM` takes a central role in the MC algorithm. It generates the energy spread of both beams according to an arbitrary distribution, total energy of the initial state radiation (ISR), type of final state fermion and the scattering angle  $\theta_f$  of the final fermion. This leads to simplification of the MC algorithm and the code.
- Thanks to generation of  $\cos\theta_f$  by `FOAM` (instead of a flat distribution) the CPU consumption for  $WT = 1$  events is reduced by a factor of 2 and for the electron neutrino channel by up to a factor of 20.
- The auxiliary program `KKsem` for comparing `KKMC` results with semi-analytical formulas is now replaced with the much more powerful `KKfoam` tool based on `FOAM`.
- The persistency mechanism is now implemented (see Sect. 2.2) using `ROOT`, providing more flexibility in the generation and analysis of the MC events. The `KKMC` code is now slimmer, because `ROOT` provides many services like random numbers, Lorentz kinematics, histogramming, and graphics, formerly handled by the `KKMC` code.

---

<sup>2</sup>In particular tables of input parameters are described in Tables 2-5 in Ref. [1]. However, they are also documented in comments in the `SRCee/KKMCee_defaults` file.

<sup>3</sup>`RRes` package was provided by Maarten Boonekamp in 2001, hence is not quoted/documented in Ref. [1]. In case the quark pair mass is below  $\sim 10\text{GeV}$  it implements the experimental  $e^+e^- \rightarrow q\bar{q}$  cross section including most of narrow resonances and simulates resonance decays using either the `Pythia 6` Monte Carlo or its own subprograms.

- The handling of input parameters and of the entire data base of all physics parameters and steering variables is now more transparent and systematic thanks to use of an object of the dedicated C++ class.
- The most advanced and sizable CEEEX type QED matrix element code is now more compact and transparent thanks to introduction of the auxiliary C++ classes.
- The HEPMC3 event record is instrumental for interfacing to the latest version of PHOTOS and will facilitate the interfacing of KKMCEe to parton modern shower MCs and to detector simulation of the collider experiments.

Before we describe KKMCEe in a more detail, let us summarize briefly the evolution of the Fortran 77 code of KKM since it was first published in 2000 until today.

## 1.1 The evolution of the KKM code

The production version 4.16 (October 2001) of KKM was a “workhorse” in the final data analysis of all four LEP collaborations. It featured an improved matrix element for the Standard Model neutrino pair final state and the RRes module for the decay of the off-shell  $\gamma^*$  into narrow resonances<sup>4</sup>.

Over the next years, two improved public versions of KKM were made available:

(i) The development version 4.19 (Sept. 2002), with added C++ wrappers, further improvements of the matrix element for  $\nu\bar{\nu}$  final states and RRes for low energy resonances. The complete second order subleading QED corrections were added according to Ref. [23]. The beam spread due to collinear beamstrahlung was implemented for the NLC/ILC studies using the fortran version of the FOAM program [24].

(ii) The development version 4.22 (June 2013) included a possibility of  $\mu^-\mu^+$  and  $q\bar{q}$  beams (instead of  $e^-e^+$ ) at the fixed energy. Optionally, collinear PDFs for  $q\bar{q}$  beams, replacing beamstrahlung distributions, were available as a patch in the source code (a temporary solution). In addition a lot of technical improvements were done, for instance the automake/autotools system was introduced. The above versions of KKM are available from the archive web page:

<http://jadach.web.cern.ch/jadach/KKindex.html>

In 2017, the development of the KKM was split into KKMCEe for lepton colliders and KKMChh for hadron colliders. The first Fortran 77 version of the KKMCEe is numbered as 4.24. It is well tested under modern linux systems (mainly on Centos and Ubuntu), its implementation of beamstrahlung was improved and simplified (insertions for  $q\bar{q}$  beams are removed).

The public source code of the latest F77 version (Oct. 2021) of the KKMCEe is numbered as 4.32. It features a number of important improvements: the electroweak library DIZET was upgraded to version 6.45, see Ref. [25], TAUOLA was upgraded to the version 3.1 of Ref. [26], MC events in the Les Houches format are provided. This last F77 version resides in the public [github.com](https://github.com) repository:

---

<sup>4</sup>RRes is not included in the present version.

<https://github.com/KrakowHEPSoft/KKMCee/releases/tag/v4.32.01>

The above F77 version will not be developed any further – only minor corrections are envisaged. The present C++ version 5.00 replaces it and will be developed in the future. It is now available at

<https://github.com/KrakowHEPSoft/KKMCee/releases/tag/v5.00.00>

The KKMC distributions’ directories from its early versions always included a semi-analytical program `KKsem`, which provided the total cross section and charge asymmetry as a function of the cutoff on the total photon energy, obtained using partial analytical integration over the phase space and partial numerical 3-dimensional non-MC integration. The comparison of KKMC results with `KKsem` for these semi-inclusive observables provided a very useful crosscheck of the correctness of the KKMC event generator and an estimate of its overall precision. Such a comparison, Ref. [3], led to an estimate of the generic KKMC precision of  $\sim 0.2\%$  – good enough for LEP experiments. The `KKsem` program includes initial state radiation (ISR) and final state radiation (FSR) but not the initial-final state interference (IFI). For the evaluation of IFI component ambiguities an additional comparison [3] with the semi-analytical code `ZFITTER` [27] was used. With the advent of the FCCee related studies, it became urgent to re-examine the question of the KKMC precision, especially for the TeraZ option near the  $Z$  resonance, where the experimental precision for the charge asymmetry may reach the level of  $10^{-5}$ . For this task, in Ref. [28], a new analytical integration including the IFI contribution was prepared and a new program `KKeeFoam` written in C++, with a 5-dimensional numerical integration using `FOAM` [29], was created. Using `KKeeFoam` a new precision estimate of the KKMC charge asymmetry and integrated cross section for the CEEEX matrix element was established at the level close to  $10^{-4}$ . The `KKeeFoam` program is not included in the public KKMCee version 4.32 on [github.com](https://github.com), but it is now included in the C++ version of KKMCee.

As already said, the most important aim of the C++ version is to facilitate future developments of the KKMCee. For more details see Sect. 6.

## 2 Structure of the program

The source code of KKMC was originally written entirely in Fortran 77 (F77) simply because at the time<sup>5</sup> the C++ programming language was not yet well-established in scientific computing. However, the KKMC source code in F77 was organized from the very beginning in such a manner that it would be easy to translate it into C++ in the future. In particular the F77 code was organized into modules (called pseudo-classes) resembling C++ classes. Each module has only one common block included in all subroutines belonging to this module. Different modules communicate each with other only through special functions, the so-called “setters” and “getters”. This structure of the F77 code is now partly reflected in the new C++ code.

The core KKMCee Monte Carlo event generator is not completely standalone - it relies on a certain programming environment, which resides partly in the operating sys-

---

<sup>5</sup>The first version of KKMC was tested in 1998.



tem and partly in the local distribution directory. The system-resident tools/libraries are automake/autotools, CERN ROOT [30] library version 6, HEPMC3 library [31] and Photospp [20]. Other local software libraries are FOAM, MDevelop and auxiliary physics libraries are TAUOLA and the electroweak library DIZET. Their documentation is available respectively in [6, 8].

Let us now go through the main classes of the core MC generator code and explain their components and role.

## 2.1 Top level KKee2f class

This class is the central hub of the event generator. It contains pointers to “component objects” of all other classes. It allocates, initializes and runs all these objects. Its data members include only the key input parameters and event parameters – all other variables are encapsulated as data members in the component objects. Let us list all component objects of the KKee2f class:

```

KKdbase *DB;                // Database, input parameters
TWtMon   *m_WtMainMonit;    // Monitoring WtMain
KKborn   *m_BornDist;       // Born matrix element
KKdizet  *m_EWtabs;        // EW formfactors
KKevent  *m_Event;         // MC event ISR+FSR in KKMC format
GenEvent *m_Hvent;         // MC event in HEPMC3 format
KKarLud  *m_GenISR;        // ISR YFS multiphoton generator
KKarFin  *m_GenFSR;        // FSR YFS multiphoton generator
KKqed3   *m_QED3;         // EEX matrix element
KKceex   *m_GPS;          // CEEX matrix element
KKbvir   *m_BVR;          // Library of virtual corrections
TauPair  *m_TauGen;        // Interface to TAUOLA+PHOTOS
HepFace  *m_HEPMC;        // Interface to HEPMC3 event

```

Their role and the corresponding classes will be characterized in the following. In addition, three important member objects (pointers) in the KKee2f class are inherited from the base class TMCgen of the MDevelop library of tools for building Monte Carlo event generators, see Ref. [32] for its documentation:

```

TRandom  *f_RNgen;         // External RN event generator
TFOAM    *f_FoamI;        // Foam object for generating Initial density
ofstream *f_Out;          // External log-file for messages

```

The most important methods of the KKee2f class are the following:

```

void Initialize(TRandom*, ofstream*, TH1D*);
void Generate();
void Finalize();
void InitParams();

```

```

void FoamInitA();
double RhoFoam5(double *Xarg);
void Redress(TRandom*, ofstream *, TH1D*);

```

The `Initialize` method transfers all input data into the database DB object, allocates all component objects and initializes them. The `InitParams` method helps to set up member data in the `KKee2f` class during initialization. The initialization of the `f_FoamI` object in the `Initialize` method memorizes the `RhoFoam5` distribution. It is basically the initial state radiation (ISR) function times the resonant Born differential distribution provided by the `m_BornDist` object. Three other methods, `MakeGami`, `RhoISRold` and `MapPlus`, are used in constructing the ISR energy loss function in `RhoFoam5`. The choice of the final state fermion type and the angle  $\theta$  of the final fermion is also managed by the `f_FoamI` object – altogether 3 variables. In the case of the activated beam spread option two additional variables are also modelled by `FOAM` – that is 5 variables altogether.

The `Generate` method does the most important task of generating every single MC event. It invokes methods of the component objects `m_GenISR`, `m_GenFSR` to generate 4-momenta and of the next objects `m_QED3`, `m_GPS` to calculate the QED matrix element. The auxiliary class `m_BVR` provides virtual corrections and `m_EWtabs` provides the electroweak formfactors of DIZET for the matrix element. The generated Monte Carlo event is gradually built up in the `m_Event` object in the internal format of `KKMCee`. The interface `m_HEPMC` translates `m_Event` into a `m_Hvent` event in the HEPMC3 format. The important `m_TauGen` object manages the calculation of the MC weight component implementing spin effects in the  $\tau$  lepton decays and also transforms tau decay products from the  $\tau$  rest frames to the laboratory frame.

The `Finalize` method, invoked after generation of the MC events, prints out the final statistics of the MC run and the overall normalization (total cross section). The role `Redress` method in persistency implementation is described in the following.

## 2.2 Persistency mechanism

Many MC event generators offer the possibility to record the complete state of the generator in disk files, allowing event generation to resume seamlessly after a break in the production process. For instance, such an option was available in the classic MC event generator BHLUMI [33]. In `KKMCee`, it is possible to write to disk the entire MC event generator object, that is, an object of the `KKee2f` class and all its component objects of the auxiliary classes, using the persistency mechanism of the CERN ROOT library [30]. It helps that the C++ version of `FOAM`, which plays now central role in `KKMCee`, was always compatible with the ROOT persistency mechanism.

The persistency mechanism is very useful not only for resuming MC event production after a stop, but also for debugging rare problematic MC events, re-using component methods of the MC generator during later event analysis, and for many other purposes.

Generally, writing objects of C++ classes to disk files is quite nontrivial because of the use of pointers. Our MC event generator has a lot of component objects related/connected through pointers. ROOT does most of the job of the reading C++ objects from the disk,

but the system of pointers between object components in `KKMCee` is too complicated to be restored by `ROOT` alone. For this reason, an additional method `KKee2f::Redress` is provided to handle the job of properly restoring and correcting the internal pointer network between all component objects of the `KKMCee` event generator.

In particular, there are three special objects residing outside the MC generator object of the `KKee2f` class: (i) the central random number generator, (ii) a special histogram holding the overall normalization, (iii) a text log file on the disk. Pointers to them are provided from the main user program through arguments of the `KKee2f::Initialize` and `KKee2f::Redress` methods and are distributed among all component objects allocated in the MC generator object of the `KKee2f` class.

More precisely, the `KKee2f::Redress` method distributes pointers to all component objects allocated in the `KKee2f::Initialize` method (listed in the previous section) among component objects according to their functionality. After restoring the MC generator object of the `KKee2f` class, it is necessary to use the `KKee2f::Redress` method to correctly reconstruct the original network of pointers. The main class of `FOAM` has its own `Redress` method which is invoked by `KKee2f::Redress`.

It is necessary to use `KKee2f::Redress` because, for instance, the standard `ROOT` action would be to create copies of the random number generator within several component objects restored from the disk, while `KKMCee` uses a single central random number generator serving all components of the generator, including `TAUOLA`. The same problem would occur for other interconnected component objects of the generator allocated originally in `KKee2f::Initialize` and later restored from the disk.

### 2.3 Multiphoton generator classes `KKarlud` and `KKarfin`

Once the total energy of the initial state radiation (ISR) photons is provided by the `f_FoamI` object, then the `m_GenISR` object of the `KKarlud` class generates the Poissonian multiplicity of ISR photons and next their four-momenta. The energy-momentum conservation is adjusted by means of rescaling photon four-momenta, taking into account the respective Jacobian factor, following the method outlined in Ref. [34]. This method is quite efficient except for the corner of the phase space where two photons are very hard, close to the phase space limit. Four momenta of all photons are recorded into the `m_Event` object of the `KKevent` class. In the case when final state radiation (FSR) is suppressed by the switch in the input or in the case of the neutrino final state, `m_GenISR` generates also final state fermion momenta, using  $\theta_f$  generated earlier by the `f_FoamI` object.

The four-momenta of the FSR photons are generated next in the `m_GenFSR` object of the `KKarfin` class. This is done in the rest frame of the outgoing fermion pair. FSR photons are then transformed to the laboratory frame and recorded in the object `m_Event` of the `KKevent` class. This class also provides several methods which help to perform Lorentz transformations on the ISR/FSR photons and fermions. All four-momenta in `m_Event` are encoded using the `TLorentzVector` class of `ROOT` and are handled using methods of the `KKevent` class. Let us note that all of the functionality of the `TLorentzVector` class is

the same<sup>6</sup> as that of the `KinLib` class in the F77 version of `KKMCee`.

The `m_GenISR` and `m_GenFSR` objects generate ISR and FSR multiphoton distributions according to simplified distributions which are next corrected by the MC weight according to the matrix elements of the `KKqed3` and `KKceex` classes. In particular, the initial-final state interference (IFI) is not yet included at this stage.

## 2.4 Input data handling with the `KKdbase` class

The input data in `KKMCee` are still organized in the form of one long vector `xpar`. Default values are read from the `SRCee/KKMCeee_defaults` file, after which the user may overwrite any entry as desired, see Sect. 3.2. During the execution of `KKee2f::Initialize`, these data are transferred to the DB object of the `KKdbase` class. The pointer to DB object is distributed in `KKee2f::Initialize` to all component objects of the generator object. The member data of the DB object do not have the usual `m_` prefix in order to facilitate their use in the code. For instance, the mass of the  $Z$  boson can be accessed simply as `DB->MZ` everywhere in the code. We have adopted the rule that all member data in the DB object are static, that is they are the same as in the input and do not change during the entire life cycle of the MC generator object. This policy is implemented not using C++ language `const` declaration but as the programmer convention.

Practically all of the description of the input data in Ref. [1] remains valid and is not repeated here.

## 2.5 Matrix element classes `KKqed3`, `KKceex`, `KKbvir` and `KKborn`

The EEX matrix element squared is calculated by the `m_QED3` object of the `KKqed3` class and CEEX spin amplitudes are evaluated by the `m_GPS` object of the `KKceex` class, using MC event as recorded in the `KKeven` class object. They provide in the present version of `KKMCee` exactly the same distributions and/or spin amplitudes as in the F77 version. Both of them use the EW formfactors of DIZET provided by the `m_EWtabs` object of the `KKdizet` class. This object does not invoke directly DIZET but reads lookup tables from a disk file prepared by the separate program `MainTab`, which is using the DIZET library residing in a separate directory `dizet`, see Sect. 2.6. That is why in the calculation of EW formfactors the DIZET library can be easily replaced with a different library or DIZET library version.

As explained in Ref. [3], the EEX matrix element does not include IFI corrections, but provides the complete  $\mathcal{O}(\alpha^3 L_e^3)$  corrections. On the other hand CEEX spin amplitudes feature IFI corrections and also include  $\mathcal{O}(\alpha^2 L_e)$  corrections. The calculations of the CEEX spin amplitudes are costly in the CPU time, partly because the summation over all partitions of photons between initial and final state emitters has to be performed. The calculation of the CEEX matrix element requires a lot of complex calculations on the Weyl spinors. In order to facilitate these calculations an auxiliary class `KKpart` was introduced. Its objects combine the particle four-momentum with the  $C$ -number saying

---

<sup>6</sup>This is not surprising as both of them are derived from the `VECTOR` library of `CERNLIB`.

whether it is a particle or an antiparticle and with the mass of the particle which enters into a spinor. Virtual corrections used in both types of matrix elements are provided by the `m_BVR` object of the `KKbvir` class.

After the CEEEX matrix element is imposed by the MC weight, then due to quantum mechanical nature of the QED the distinction between ISR and FSR photons disappears and the four-momenta of ISR and FSR photons are merged in a single list.

## 2.6 The interface to electroweak libraries and DIZET electroweak library

The definition of electroweak non-QED one loop effects and the corresponding electroweak form-factors was the result of a massive LEP-era effort [35]. The one-loop level of the LEP-era was later on shown to be sufficient for the Tevatron/LHC purposes [36]. Three variants of the DIZET used in `KKMCee` are characterized in Ref. [25]. Note that the refinement of the loop corrections necessary for low energies is absent in the present version of `KKMCee`. In particular, the results of Ref. [37] for hadronic vacuum polarization are not incorporated.

In the present version, we include three versions of the DIZET [8] EW library in three separate directories: `dizet-6.21`, `dizet-6.42` and `dizet-6.45`. For a more detailed description of these three versions see Ref. [25]. Before any use of `KKMCee` one has to manually link the preferred directory to the `dizet` directory, for instance: `link -s dizet-6.45 dizet`.

The `KKMCee` event generator communicates with the DIZET F77 library through the text file `DIZET-table1` created by the `TabmainC` program located in a separate `DZface` directory. The source of `TabmainC` consists of only one small C++ program `TabMain.cxx` and one small F77 program `hhDizet.f`, which both reside in the `DZface` directory.

Before starting the `KKMCee` event generator, the `DIZET-table1` file must be created in the local directory by invoking `TabmainC` using the same local input file as `KKMCee`. The `DIZET-table1` file could be reused, but we recommend recreating it before any new MC run (in the user examples of the next section, `Makefile` recreates this file automatically). The above organization is a slightly simplified version of the interface to DIZET in the classic `KKMC` [3] and most likely will stay quite similar in the case of any new EW library in the future. In particular, two-loop EW corrections (once available) will cost a lot of CPU time to calculate and will have to be stored on disk in the form of predefined look-up tables.

## 2.7 The interface to $\tau$ decay library TAUOLA

Let us describe the present status of the entire interface to the  $\tau$  decay library. It is quite complicated and exploits several components of `KKMCee`. The entire process of generating  $\tau$  decays and implementing spin effects in the decays is managed by the following sequence of the code in the `Generate()` method of the main generator object of the `KKee2f` class:

```
m_GPS->TralorPrepare(1); // prepare transformations tau frame -> LAB
```

```

m_GPS->TralorPrepare(2); // accounting for tau spin quantization axes
m_TauGen->DecayInRest(); // tau decays (f77 Tauola) in tau rest frames
m_TauGen->ImprintSpin(); // implementing spin effects
m_TauGen->TransExport(); // transform decays to LAB, collect tau decays
m_HEPMC->tauolaToHEPMC3();// append m_Hvent with tau decay products
m_TauGen->RunPhotosPP(); // Run Photos for non leptonic tau dacays

```

When implementing spin polarization effects, it is critical to know precisely the directions of all three axes of each  $\tau$  rest frame used to quantize the spin of the  $\tau$ . The prescription for finding these axes for the CEEX spin amplitudes calculated in the `m_GPS` object was given in Ref. [9]. Here, the `m_GPS->TralorPrepare` method finds these frames and records the parameters of the Lorentz transformation from both  $\tau$  rest frames with the proper quantization axes to the laboratory frame for later use.

In the next step, `m_TauGen->DecayInRest()` performs decays of both  $\tau$ 's in their rest frames using the DEKAY F77 subroutine of TAUOLA. The DEKAY routine returns polarimeter vectors dependent on the decay momenta, which are used in `m_TauGen->ImprintSpin()` to calculate the MC weight implementing spin polarization effects, including spin correlations between the two decays. The spin weight is calculated using the `m_GPS->MakeRho2` method of the `KKceex` class, inside the `TauPair::ImprintSpin()` method. The additional randomisation of the decay products using random Euler rotation, similar as in the original KKMC program, is also performed by the `TauPair::RandRotor()` method.

Next, the `m_TauGen->TransExport()` function is invoked. This part is a complicated mixture of the actions of F77 and C++ programs. The DEKAY fortran subroutine of TAUOLA transforms decay products of both  $\tau$ 's from the  $\tau$  rest frames to the laboratory frame using the TRALOR4 subroutine. However, the DEKAY is in fact using the transformation of the C++ function `m_TauGen->Tralo4(...)` through a wrapper defined in the `SRCEe/Globux.h` interface:

```

void tralo4_(int *KTO, float P[], float Q[], float *AM){
    g_KKeeGen->m_TauGen->Tralo4(*KTO, P, Q, *AM); }

```

The TRALOR4 wrapper subroutine is called in many places in TAUOLA. In the same places of the TAUOLA code, another FILHEP3 wrapper subroutine is executed, which in fact is a wrapper to the C++ function `HepFace::FillHep3`. Its role is to collect a list of all decay products, which is used in the next call `m_HEPMC->tauolaToHEPMC3()` to append the HEPMC3 event record. (The `m_HEPMC` event was already filled earlier with the fermions and photons of the fermion pair production process.)

Finally PHOTOS is invoked in `m_TauGen->RunPhotosPP()`. It processes the `m_HEPMC` event, adding photon emission to all charged  $\tau$  decay products in all decay modes except leptonic  $\tau$  decays, since TAUOLA already adds photons for these. The decision of whether or not to invoke PHOTOS for a given final state particle is made using a dedicated “filter” in the `TauPair::RunPhotosPP()` method rather than using the steering parameters of PHOTOS.

The latest PHOTOS version has also the interesting option of generating light lepton pairs independently of the photon emission, not only for  $\tau$  decay products but also for

any final fermions. For the moment this option is not active. Using it would require modifying the “filter” in the `TauPair::RunPhotosPP` method.

## 2.8 KKeeFoam semi-analytical tool

The `KKeeFoam` program provides predictions for the total cross section and charge asymmetry using a combination of analytical Monte Carlo calculations. The partial analytical integration over the multiphoton phase space, including the IFI component, is described in Ref. [28]. The numerical integration over the remaining phase space is done using `FOAM`. The source code of `KKeeFoam` is in the `SRC/KKeeFoam.cxx` file.

The `KKeeFoam` code was in C++ from the beginning. Its full algebraic content is described in Ref. [28]. Here we add only some details on its components and MC algorithm. Its use will be described in the next section.

Although `KKeeFoam` is not a true MC event generator providing four-momenta, its use is similar, because it provides MC events with the effective mass and azimuthal angle of the final fermion pair. Internally, it also generates longitudinal momenta of the ISR and FSR photons. Photon transverse momenta are integrated analytically. When IFI is switched on, `KKeeFoam` integrates also numerically over two additional convolution variables, see Ref. [28]. In this case, the MC weights of `KKeeFoam` events are non-positive. Since the integrand of `FOAM` is significantly different in the cases of IFI on/off, `KKeeFoam` embeds two different `FOAM` objects. The single MC event of `KKeeFoam` in fact consists of two MC events provided by two `FOAM` objects, one with IFI and another one without IFI. As in the case of `KKMCee`, the `KKeeFoam` class inherits from the classes of the `MCdevelop` library [32].

## 3 Use of the program

In the `KKMCee` distribution directory, we include two types of user examples, a very simple one which generates MC events only and a few more advanced examples which reproduce benchmarks and/or can be used as a template for a sophisticated analysis of the `KKMCee` results. We begin with instructions on how to compile and link all libraries and executables of the program.

### 3.1 Building the program

It is quite easy to build all of the shared libraries and executables of the project using `automake/autotools`:

```
ln -s dizet-6.45 dizet
autoreconf -i --force
./configure CXXFLAGS="-std=c++11 -g -O2"
    --with-hepmc=/opt/hepmc3-install
    --with-photos=/opt/PHOTOS-install
make
```

Note that `”-std=c++11”` option is a special case needed only if one uses an old C++ compiler, which defaults to `”-std=c++98”` (e.g., g++ 4.8.5 on CentOS 7), together with an old-fashioned ROOT 5 (which, by default, is also built using c++98 compatible mode). Otherwise, setting the C++ standard manually is not necessary – it will be automatically ”inherited” from ROOT.

It is necessary to link manually one of the three versions of the DIZET directory in preparation for the build, for instance by executing the command `’ln -s dizet-6.45 dizet’` in the main directory of the distribution. Switching to another version of DIZET requires re-linking the DIZET directory and rebuilding the project from the scratch. Locations of the external HEPMC3 and Photospp libraries must be provided explicitly in the `configure` parameters.

In some systems, the automake system may require appending environmental variables, for example one may need to add the path to Photospp library in bash:  
`export LD_LIBRARY_PATH=$LD_LIBRARY_PATH:PHOTOS-install-path/lib/.`

During construction and testing the present version of the program we have used version 6.x of ROOT, version 3.64 of PHOTOS from

<https://gitlab.cern.ch/photospp/photospp>

and version 3.2.2 of HEPMC3 from

<https://gitlab.cern.ch/hepmc/HepMC3>

Installing auxiliary libraries<sup>7</sup> HEPMC3, Photospp and ROOT in the operating system of the user, or locally in the user account, can be a non-trivial task. An interesting alternative is to import from the CERN web site a ready-to-go virtual machine system CernVM with all the above auxiliary libraries already preinstalled. The virtual machine CernVM provides a *sophisticated installation framework* for KKMCee.

The detailed instruction on how to install CernVM virtual machine with the preinstalled CENTOS 7 operating system can be found in section 1.1.3.2 on the following webpage

<https://hep-fcc.github.io/fcc-tutorials/software-basics/README.html> .

Under CernVM the following simple command sequence builds the project:

```
ln -s dizet-6.45 dizet
autoreconf -i --force
./configure
make
```

## 3.2 Running a simple example

The source code of a very simple example user program `ProdRun/MainMini.cxx`, which generates a series of the MC events using KKMCee, appears as follows:

```
#include "TRandom1.h"
#include "TH1.h"
#include "KKee2f.h"
```

---

<sup>7</sup>Note that HEPMC3, Photospp are published and documented in Computer Phys. Commun. [20,31].



```

int main(){
ofstream   OutFile("pro.output",ios::out); // Logfile output
TRandom1 *RN_gen = new TRandom1();// Central random numb. gen.
long iniseed = 54217137; RN_gen->SetSeed(iniseed);
KKee2f *KKMCgen = new KKee2f("MCgen"); // MC generator object
int nb = 10000;
TH1D *h_NORMA= new TH1D("KKMCgen_NORMA","Normaliz. histo",nb,0,nb);
KKMCgen->Initialize( RN_gen, &OutFile, h_NORMA);
int NevGen =100;
cout<<"MainMini: ***** ";<<endl;
cout<<"MainMini: type in no. of MC events: (100?) ";
cin>>NevGen; cout<<" requested "<< NevGen <<" events"<<endl;
// Loop over MC events
for(int iev=1; iev<=NevGen; iev++) {
    if( (iev/20000)*20000 == iev) cout<<" iev="<<iev<<endl;
    KKMCgen->Generate();
} // for iev
KKMCgen->Finalize(); // final printout
cout << " | TestMini Ended | ";<<endl<<flush;
return 0;
} // main

```

The above code does not require much explanation. One can see, for instance, that the central random number generator object `RNgen` provided by the ROOT resides outside the MC generator and the `KKMCgen` object gets the pointer of the `RNgen`. The other pointer needed by `KKMCgen` is to the 1-dimensional histogram `h_NORMA`, which holds information on the overall normalization of the MC generator, to be used in the analysis of the generated MC events in more sophisticated scenarios.

In order to compile and run `MainMini`, the user may execute:

```

cd ProdRun/workMini
cp workMini.input_105GeV_Leptons workMini.input
make start

```

The user will be prompted to provide the number of events to be generated and the execution will start. The output file `pro.output` contains the MC result for the total cross section and the multitude of statistics on the MC generation process.

The `'make start'` command creates the `DIZET-table1` file locally by executing the command sequence `'.././DZface/TabMainC; ../MainMini'`. Both the `TabMainC` executable and the `KKMCgen->Initialize()` function read the same input data `./pro.input`, which is copied from `workMini.input` by `workMini/Makefile`. Finally, the executable `MainMini` must have access to the default input file `./KKMCee_defaults`. However, the necessary soft link to `.././SRCee/KKMCee_defaults` is automatically created by the `workMini/Makefile`.

Input parameters of `KKMCee` are organized the same way as in the original F77 code and most of them have the same meaning. Default values of all parameters which define physics and control running of the program are kept and defined outside the code in the `SRCEe/KKMCee_defaults` file of the source distribution, which is read in the initialisation phase of the execution. The other small input data file `./pro.input` provided by the user is read shortly afterwards and contains only a small subset of the input parameters redefined by the user, for instance the total center of mass energy or the list of active final state channels. Most of the input parameters in the `SRCEe/KKMCee_defaults` are the same as in Tables 2-5 in Ref. [3] and we are not reproducing them in the present article. The best way to learn about the exact meaning of all input parameters of the present version of the programs is to look into the comments in the `SRCEe/KKMCee_defaults` file.

There is also an additional simple example user program `ProdRun/MainPers.cxx` which demonstrates the use of persistency mechanism. After running `MainMini` one may continue MC generation using `MainPers` executable as follows:

```
cd ProdRun/workMini
make start2
```

`MainMini` will read MC generator object from the disk file and continue MC event generation, as if there was no execution break.

In case user is interested to use `HEPMC` event record, he may access it from the main user program through public pointer `KKMCgen->m_Hvent`.

### 3.3 Advanced user program examples

The directories `ProdRun` and `ProdDigest` contain more sophisticated examples of the user programs. `ProdRun` provides an example of generating MC events using the `MCdevelop` toolbox, while `ProdDigest` contains programs for analysing these MC events. All programs in `ProdRun` implement and exploit the *persistency* mechanism provided by `ROOT`, which allows C++ objects to be written into and read from disk files.

In `ProdRun`, we have a standardized universal `MainMCdev.cxx` main program which refers only to baseline virtual classes of the `MCdevelop` library such as `TMCgen` and `TRobol`. It also manages input and output files, in particular the `ROOT` files storing histograms and MC generator objects.

The actual analysis programs which run the MC generators and accumulate histograms are `TRobolKKMC.cxx` and `TRobolFoam.cxx`, which inherit from the `TRobol` class of `MCdevelop`. The former one uses the `KKMCee` main MC generator and the latter one employs the auxiliary `KKeeFoam` tool. `ProdRun` contains three subdirectories which serve as local directories with input and output files during MC runs, `ProdRun/work1`, `ProdRun/NU` using `TRobolKKMC` (for `KKMCee`) and `ProdRun/Foam` using `TRobolFoam` (for `KKeeFoam`). Note that an example of the use of `KKMCgen->m_Hvent` pointer to MC event in the `HEPMC` format is present in `TRobolKKMC.cxx`.

Running `KKMCee` in the folder `ProdRun/work1` is very simple:

```

cd ProdRun/work1
cp work1_189GeV.input work1.input
make start

```

The commands for starting MC runs in `ProdRun/workNU` and `ProdRun/workFoam` are the same except for different input data names. The simple `'make start'` command encompasses the following sequence of steps:

```

make start -n
(ln -s ../../SRCee/KKMCEe_defaults ./)
(cd ../../; make)
cp ./work1.input ./pro.input
(../../DZface/TabMainC;)
(cd ../../; make)
rm -f ./pro.output ./histo.root ./mcgen.root
cp ./work1.input ./pro.input
/usr/bin/root -b -q -l ./Start.C
../MainKKMC &

```

First, a soft link to the default input file `KKMCEe_defaults` is created (in case it is not there). Then, the project build is checked for completeness. After some cleanups, the user input data file `./pro.input` is prepared. The execution and the role of the `Start.C` script is explained below. Finally, the main program `../MainKKMC` is initiated to generate the MC event series. The program stops when the number of requested MC events defined in `Start.C` is reached. Alternatively, issuing the command `make stop` will terminate a run cleanly any time while it is in progress.

The script `Start.C` plays an important role in the `MCdevelop` scheme. It creates objects of the MC event generator class `KKMCEe` and of the `TRobolKKMC` class and writes them into the disk file `mcgen.root`. `Start.C` also creates the central random number generator object `RNgen`. All these objects are written into `mcgen.root` for subsequent use. The auxiliary “sempahore” object of the `TSemaf` class is to be used for starting and stopping the MC generator during the MC run. It is written into the `semaf.root` file. In addition, `Start.C` also creates the `histo.root` file for storing ROOT histograms.

The `MainKKMC` executable reads all objects created by `Start.C` from disk files, processes them further, and runs the main loop of the production of MC events. The `MainKKMC` executable is a part of the MC production and analysis chain consisting of `TRobolKKMC.cxx` and the analysis programs `Plot1.cxx`, `PlotNU.cxx`, `PlotBES.cxx`, `PlotTau.cxx` and `TabIIIPRD.cxx` residing in the `ProdDigest` directory. During compilation, `TRobolKKMC.o` is linked with many other shared libraries to make the `libProdKK.la` library. `MainKKMC` is obtained from linking `MainMCdev.o` and `libProdKK.la`.

The other main executable `MainFoam`, which is run in the `ProdRun/workFoam`, is obtained from `MainMCdev.o` and the `libProdFoam.la` shared library. This library encompasses `TRobolFoam.cxx`. Results from `MainFoam` in `ProdRun/workFoam` are used in the analysis programs to compare with the results from the main `KKMCEe`. Note that we

do not provide separately any simplified main program for running KKeeFoam similar to MainMini. The procedure for running MainFoam in ProdRun/workFoam is as follows:

```
cd ProdRun/workFoam
cp workFoam_189GeV.input workFoam.input
make start
```

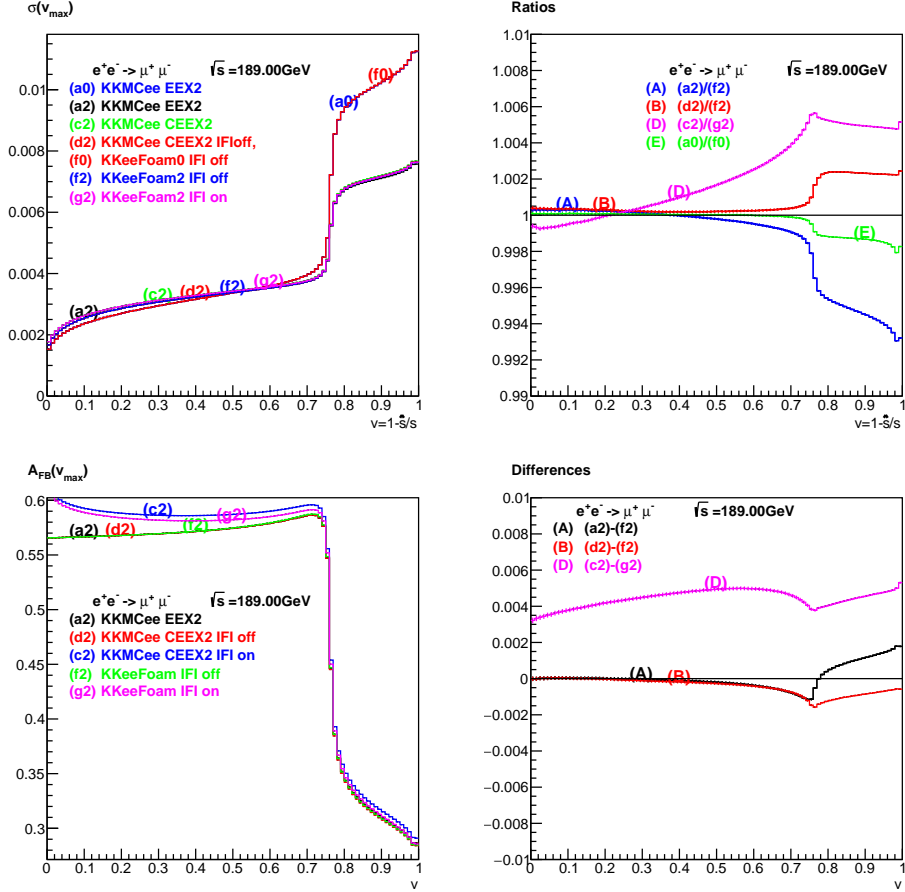


Figure 1: Sample results comparing various types of QED matrix element for KKMCee and KKeeFoam generated via the ProdDigest analysis programs.

Let us now describe briefly the analysis programs in the ProdDigest directory. Their purpose is to analyse MC results, producing many plots and tables – some of them reproduce important basic benchmarks of KKMCee. For instance, ‘cd ProdDigest; make Plot1’ produces plots of  $\sigma_{\text{tot}}(v_{\max})$  shown in Fig. 1, which compare results from KKMCee and KKeeFoam for various types of QED matrix element, similar to Fig. 22 in Ref. [3], where results of KKMC were compared with those from KKsem.

The following source code resides in the ProdDigest directory: Plot1.cxx plots comparisons of the cross sections and charge asymmetry from KKMCee and KKeeFoam for the

$\mu$ -pair final state, while `TabIIIPRD.cxx` produces the same output in tabular (PDF) form; see Sect. 5. In fact `TabIIIPRD.cxx` produces  $\LaTeX$  file to be processed by  $\LaTeX$ , hence  $\LaTeX$  should be available in the system. The program `PlotNU.cxx` performs similar comparisons and other analyses for neutrino pair final states. The `PlotTau.cxx` reproduces benchmarks on spin effects in  $\tau$  decays. Finally, `PlotBES.cxx` tests distributions of the beam energies when the option of beam energy spread or beamstrahlung is switched on. More numerical results from these analysis programs will be shown in Sect. 5.

### 3.4 Running on the farm

The `KKMCee` distribution directory includes a set of scripts and `Makefile`'s for the MC production on a PC-farm, which (i) create separate subdirectories for input/output files for each batch job, (ii) send jobs into the execution queue, (iii) control running jobs and (iv) collect `ROOT` output files from many jobs into a single file. In the F77 version those scripts were written in C shell and now they are transformed into C++ scripts run by `ROOT`. This is in order to facilitate read/write access to the semaphore objects, which are controlling the running MC batch jobs. All farming scripts reside in the `MCdev/farming` directory. The example of the command sequence which initiates a series of 24 batch jobs on the farm looks as follows:

```
cd ProdRun/work1
make SLfarm24
make SLsubmitall
make q-nev
make q-sem
make farm-stop
make combine
```

The meaning of these commands is self-explanatory: in particular ‘`make q-nev`’ and ‘`make q-sem`’ are queries on the running jobs and ‘`make combine`’ is combining all files `work1/farm/*/histo.root` into a single file `work1/histo.root`. This can be done even without stopping batch jobs, because the `MainKKMC` dumps all histograms into a local `histo.root` file after generating every `ngroup` number of events (the variable `ngroup` is defined in `Start.C`). The names of the batch system commands and parameters must be customised manually in the farming script codes and/or in `Makefile.am` files for any particular batch system.

## 4 Improvements in the MC algorithm

The basic algorithm on generating photon four-momenta in `KKMCee 5.00.2` is the same as in the classic F77 version. Nevertheless, some improvements in the algorithm were introduced, mostly related to a wider use of `FOAM`.

## 4.1 The central use of the FOAM tool

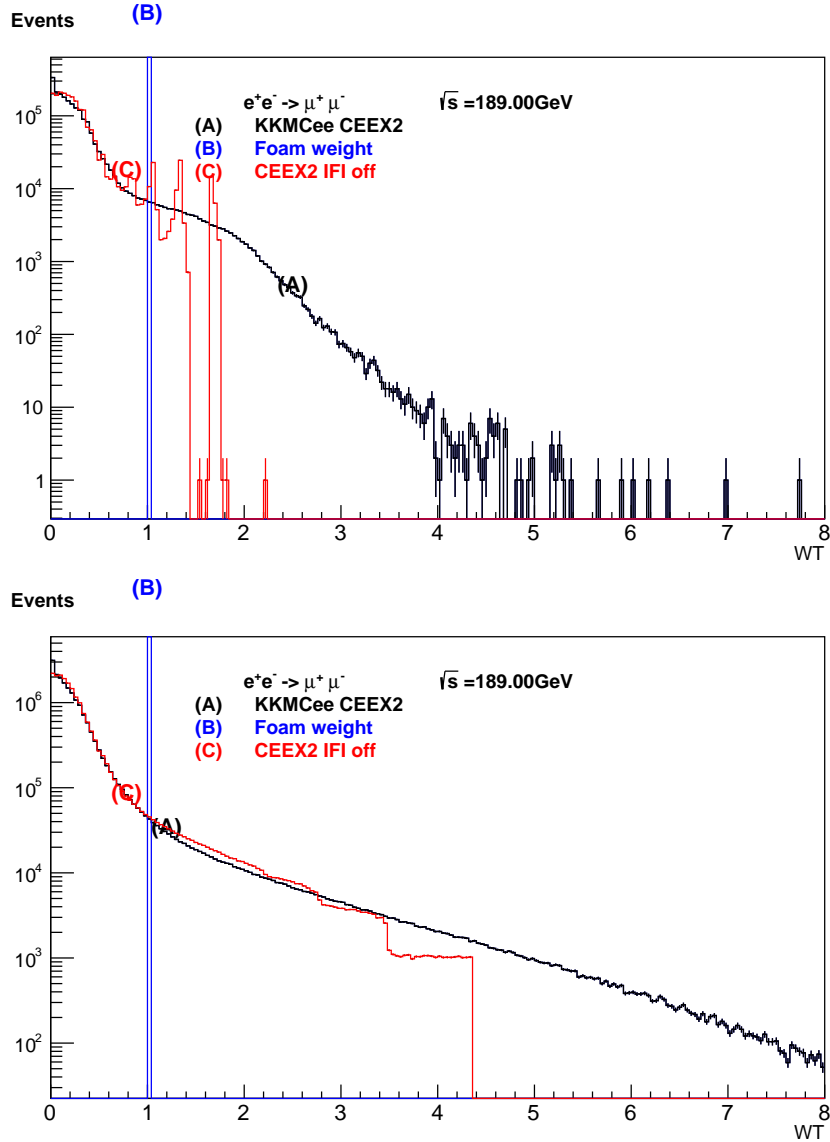


Figure 2: Curve (A) shows the weight distribution for the muon pair channel at 189 GeV for a MC sample of 2M variable-weight events using KKMcee 5.00.2 (upper panel) and Fortran KKMcee (bottom panel). Curve (B) is Foam weight (which is the Dirac delta) and curve (C) shows the weight distribution with IFI switched off.

The general-purpose Monte Carlo tool FOAM of Ref. [24] is a self-adapting Monte Carlo tool able to simulate (integrate over) an arbitrary multi-dimensional distribution provided by the user function. FOAM begins by exploring and memorizing the user distribution in a short exploratory MC run, before its actual use in event generation. During this exploration, it creates a grid of rectangular cells, denser in the regions where the user

distribution is enhanced. FOAM has a lot of steering parameters, which in KKMCEE are accessible to the user through input parameters. However, all steering parameters are set to some well chosen default values and there is really no need to adjust them any further. The FOAM can provide variable weight events or weight one events – in the KKMCEE we have chosen to use it in the weight-one mode, in order to improve CPU efficiency (this can be changed using input parameters). FOAM also provides the basic overall normalization of the KKMCEE weights. It requires a mapping of the user parameter space into a unit hypercube. The quality of the grid of FOAM cells from the initial exploration and the quality of the FOAM weight distribution can be improved with the help of a mapping which takes into account peaks in the user function. In KKMCEE the variable mappings done for the FOAM are quite sophisticated, although it was not really mandatory to do it, because FOAM is able to automatically find and account for the peaks in the user distribution quite efficiently.

The FOAM was already introduced into the F77 version of KKMCC some time ago in order to generate incoming beam energies due to the beamstrahlung effect in high energy lepton linear colliders. In this application, the F77 version of FOAM handled three variables,  $z_1$  and  $z_2$  of the beamstrahlung spectrum and  $v$  parametrizing the total energy of the ISR photons. In the present KKMCEE 5.00.2 program, the C++ version of FOAM [29] is used to generate not only the above three variables but also the type of the final fermion  $f = \mu, \tau, \nu_e, \nu_\mu, \nu_\tau, u, d, s, c, b$  and the angle  $\theta_f$  for the final fermion with respect of the initial beams. In the F77 version,  $\cos \theta_f$  was primarily generated with a flat initial distribution, to be modelled later by the main MC weight. Shifting  $\theta_f$  generation to the FOAM level saves CPU time because FOAM can generate weight-one events<sup>8</sup> more efficiently. This is because the distribution of the main MC weight has a smaller dispersion and a nicer tail of the weight distribution – this is important in the rejection procedure turning weighted events into weight one events. This can be seen in Figs. 2, where we compare the weight distributions for the muon pair production channel in the present C++ version (upper panel) and in the classic Fortran KKMCC (bottom panel). The weight distribution in the case of IFI switched off is also shown there. The weight component of FOAM is trivially peaked at  $W = 1$ .

Generating  $\cos \theta_f$  according to the Born cross section using FOAM improves the MC efficiency and the shape of the weight distribution even more in the electron neutrino channel. This is because above 105 GeV, the distribution of  $\cos \theta_f$  starts to feature a quite strong peak at  $\theta_f = 0$  due to  $t$ -channel  $W$  exchange. More discussion on all the above questions is presented in the Appendix A.

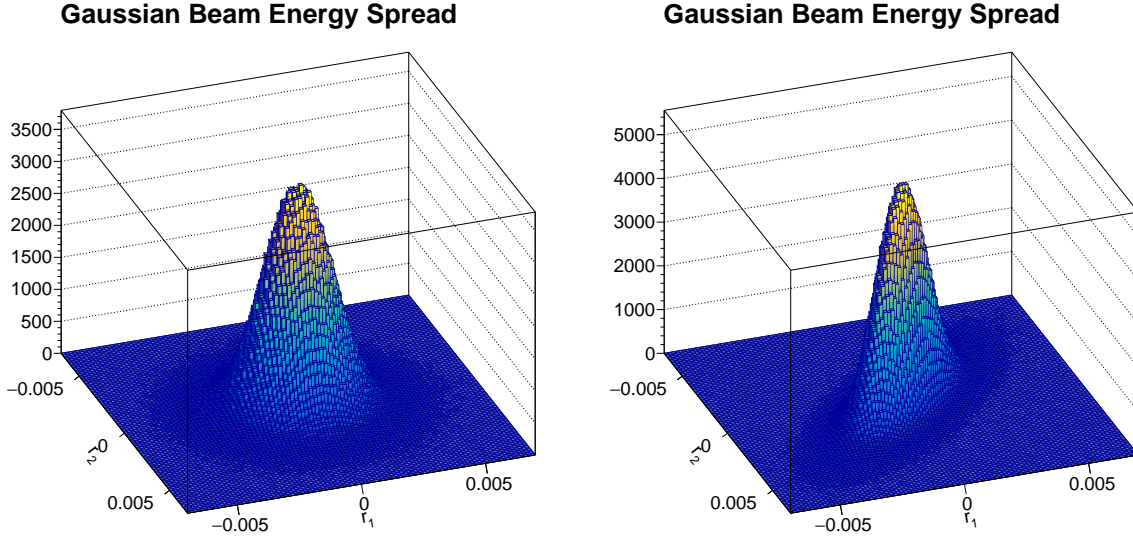


Figure 3: Beam energy spread of two beams as seen in the variables  $r_i = (E_i - \bar{E}_i)/\bar{E}_i$ .

## 4.2 Generation of the beam energy spread

Gaussian beam energy spread (BES) is included optionally in the present version of KKM`Cee`. It is generated using FOAM according to a strongly correlated double-Gaussian:<sup>9</sup>

$$P(E_1, E_2) = \frac{1}{2\pi\sigma_1\sigma_2\sqrt{1-\rho^2}} \exp \left\{ \left( \frac{E_1 - \bar{E}_1}{\bar{E}_1\sigma_1} \right)^2 + \left( \frac{E_2 - \bar{E}_2}{\bar{E}_2\sigma_2} \right)^2 - 2\rho \frac{E_1 - \bar{E}_1}{\bar{E}_1\sigma_1} \frac{E_2 - \bar{E}_2}{\bar{E}_2\sigma_2} \right\}. \quad (4.1)$$

The example default parameters for FCC`ee` are optimistically taken to be  $\sigma_1 = \sigma_2 = 1.32 \times 10^{-3}$  and  $\rho = -0.745$ . They can be changed by the user in the input data.

Fig. 3 shows the energy distribution of two beams from a short MC run of KKM`Cee` 5.00.2. The LHS plot uses the correlation parameter  $\rho = 0$ , while the RHS plot is for  $\rho = -0.745$ . Both plots use the default values of  $\sigma_i$ .

## 4.3 Beamstrahlung

Beam energy spread due to beamstrahlung (BST), which can be quite sizable at high energy linear electron colliders, is also optionally modelled in KKM`Cee` 5.00.2 using FOAM; see Fig. 4. In the present version, the BST spectrum is parametrized as in the CIRCE1 package in terms of  $z_i = E_i/\bar{E}_i$  variables:

$$P(z_1, z_2) = [p_0\delta(1-z_1) + p_1z_1^{p_2}(1-z_1)^{p_3}] [p_0\delta(1-z_2) + p_1z_2^{p_2}(1-z_2)^{p_3}]. \quad (4.2)$$

<sup>8</sup>Calculation of the CEE`X` matrix element takes much more time than FOAM.

<sup>9</sup>We thank Patrick Janot for providing us with this distribution.



### Beamstrahlung Energy Spread

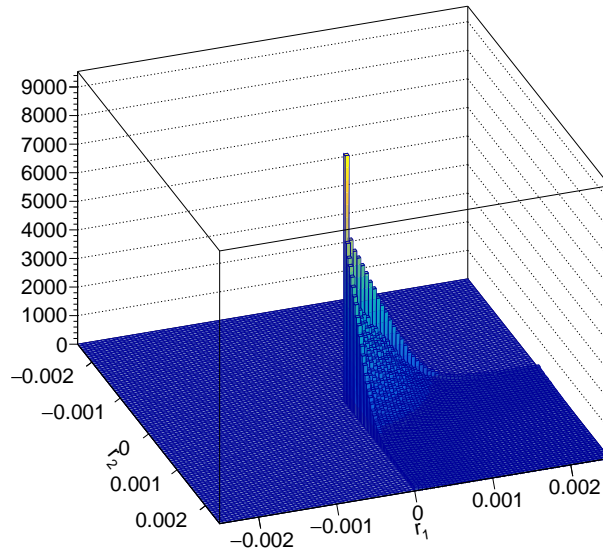


Figure 4: Beam energy spread due to beamstrahlung according to Eq. (4.2),  $r_i = 1 - z_i$ .

The parameters  $p_i$  of CIRCE1 have to be provided “manually” by the user through input parameters.<sup>10</sup> Since FOAM cannot deal directly with the  $\delta(1 - z_i)$  distributions, they are replaced in our FOAM integrand with very narrow Gaussian peaks. It is planned to interface KKMCEE 5.x with the newer CIRCE2 package, which does not have  $\delta(1 - z_i)$  components.

Thanks to the flexibility of FOAM, generating BES and BST simultaneously would not be difficult, but the user must provide the combined BES+BST distribution.

---

<sup>10</sup>Some default values are provided.

## 5 Reproducing benchmarks

Benchmarks are numerical results from other programs and/or older versions of the same program, which should be reproduced as a proof that the newly developed program works correctly.

### 5.1 Muon channel benchmarks

$v_{\max}$	eeFoam $_{\text{IFloff}}$	KKMCee EEX2	CEEX2 IFloff	CEEX2 IFI on	eeFoam $_{\text{IFlon}}$
	$\sigma(v_{\max})$ [pb]				
0.02	$1.8916 \pm 0.0002$	$1.8921 \pm 0.0001$	$1.8922 \pm 0.0001$	$1.9894 \pm 0.0001$	$1.9907 \pm 0.0002$
0.10	$2.5193 \pm 0.0002$	$2.5200 \pm 0.0001$	$2.5201 \pm 0.0001$	$2.6015 \pm 0.0001$	$2.6029 \pm 0.0003$
0.30	$3.0611 \pm 0.0002$	$3.0615 \pm 0.0001$	$3.0618 \pm 0.0001$	$3.1236 \pm 0.0001$	$3.1224 \pm 0.0003$
0.50	$3.3743 \pm 0.0002$	$3.3737 \pm 0.0001$	$3.3750 \pm 0.0001$	$3.4250 \pm 0.0001$	$3.4194 \pm 0.0003$
0.70	$3.7218 \pm 0.0002$	$3.7185 \pm 0.0001$	$3.7232 \pm 0.0001$	$3.7641 \pm 0.0001$	$3.7500 \pm 0.0003$
0.90	$7.1387 \pm 0.0003$	$7.0998 \pm 0.0001$	$7.1553 \pm 0.0001$	$7.1849 \pm 0.0001$	$7.1495 \pm 0.0004$
0.99	$7.6132 \pm 0.0003$	$7.5604 \pm 0.0001$	$7.6302 \pm 0.0001$	$7.6596 \pm 0.0001$	$7.6233 \pm 0.0004$
	$A_{FB}(v_{\max})$				
0.02	$0.5657 \pm 0.0001$	$0.5657 \pm 0.0001$	$0.5657 \pm 0.0001$	$0.6062 \pm 0.0001$	$0.6029 \pm 0.0001$
0.10	$0.5665 \pm 0.0001$	$0.5666 \pm 0.0000$	$0.5666 \pm 0.0000$	$0.5931 \pm 0.0001$	$0.5893 \pm 0.0001$
0.30	$0.5694 \pm 0.0001$	$0.5693 \pm 0.0000$	$0.5692 \pm 0.0000$	$0.5864 \pm 0.0000$	$0.5819 \pm 0.0001$
0.50	$0.5745 \pm 0.0001$	$0.5743 \pm 0.0000$	$0.5742 \pm 0.0000$	$0.5870 \pm 0.0000$	$0.5821 \pm 0.0001$
0.70	$0.5864 \pm 0.0001$	$0.5856 \pm 0.0000$	$0.5857 \pm 0.0000$	$0.5953 \pm 0.0000$	$0.5906 \pm 0.0001$
0.90	$0.3106 \pm 0.0000$	$0.3117 \pm 0.0000$	$0.3097 \pm 0.0000$	$0.3174 \pm 0.0000$	$0.3129 \pm 0.0001$
0.99	$0.2851 \pm 0.0000$	$0.2869 \pm 0.0000$	$0.2845 \pm 0.0000$	$0.2917 \pm 0.0000$	$0.2867 \pm 0.0000$

Table 1: Total cross section and charge asymmetry for the muon pair production channel at 189 GeV from `KKMCee 5.00.2` program. Results are from a run of 700M events with constant MC weights  $W = 1$ .

The standard benchmark for the muon pair production channel, which was reproduced for all past versions of `KKMC`, was always Table III of Ref. [3] for the total cross section  $\sigma(v_{\max})$  and the charge asymmetry  $A_{FB}(v_{\max})$  at 189 GeV. At this energy above the  $Z$  peak the “radiative return” enforces a lot of hard photons, hence higher orders of QED get magnified. Our new Table 1 shows the cross section and charge asymmetry as a function on the total photon energy  $v_{\max}$  obtained from `KKMCee 5.00.2`. Results are from a 700M events run of  $W = 1$  events. The other Table 2 shows similar results from a MC run of 7G variable weight events. Results from the two runs are compatible within the statistical errors and in agreement with Table III of Ref. [3], modulo slightly different input parameters like masses of  $Z$ , Higgs boson and  $t$  quark.

$v_{\max}$	eeFoam $\text{IFIoFF}$	KKMCee EEX2	CEEX2 $\text{IFIoFF}$	CEEX2 $\text{IFI on}$	eeFoam $\text{IFIon}$
	$\sigma(v_{\max})$ [pb]				
0.02	$1.8916 \pm 0.0002$	$1.8921 \pm 0.0001$	$1.8922 \pm 0.0001$	$1.9894 \pm 0.0001$	$1.9907 \pm 0.0002$
0.10	$2.5193 \pm 0.0002$	$2.5200 \pm 0.0001$	$2.5201 \pm 0.0001$	$2.6015 \pm 0.0001$	$2.6029 \pm 0.0003$
0.30	$3.0611 \pm 0.0002$	$3.0615 \pm 0.0001$	$3.0618 \pm 0.0001$	$3.1236 \pm 0.0001$	$3.1224 \pm 0.0003$
0.50	$3.3743 \pm 0.0002$	$3.3737 \pm 0.0001$	$3.3750 \pm 0.0001$	$3.4250 \pm 0.0001$	$3.4194 \pm 0.0003$
0.70	$3.7218 \pm 0.0002$	$3.7185 \pm 0.0001$	$3.7232 \pm 0.0001$	$3.7641 \pm 0.0001$	$3.7500 \pm 0.0003$
0.90	$7.1387 \pm 0.0003$	$7.0998 \pm 0.0001$	$7.1553 \pm 0.0001$	$7.1849 \pm 0.0001$	$7.1495 \pm 0.0004$
0.99	$7.6132 \pm 0.0003$	$7.5604 \pm 0.0001$	$7.6302 \pm 0.0001$	$7.6596 \pm 0.0001$	$7.6233 \pm 0.0004$
	$A_{\text{FB}}(v_{\max})$				
0.02	$0.5657 \pm 0.0001$	$0.5657 \pm 0.0001$	$0.5657 \pm 0.0001$	$0.6062 \pm 0.0001$	$0.6029 \pm 0.0001$
0.10	$0.5665 \pm 0.0001$	$0.5666 \pm 0.0000$	$0.5666 \pm 0.0000$	$0.5931 \pm 0.0001$	$0.5893 \pm 0.0001$
0.30	$0.5694 \pm 0.0001$	$0.5693 \pm 0.0000$	$0.5692 \pm 0.0000$	$0.5864 \pm 0.0000$	$0.5819 \pm 0.0001$
0.50	$0.5745 \pm 0.0001$	$0.5743 \pm 0.0000$	$0.5742 \pm 0.0000$	$0.5870 \pm 0.0000$	$0.5821 \pm 0.0001$
0.70	$0.5864 \pm 0.0001$	$0.5856 \pm 0.0000$	$0.5857 \pm 0.0000$	$0.5953 \pm 0.0000$	$0.5906 \pm 0.0001$
0.90	$0.3106 \pm 0.0000$	$0.3117 \pm 0.0000$	$0.3097 \pm 0.0000$	$0.3174 \pm 0.0000$	$0.3129 \pm 0.0001$
0.99	$0.2851 \pm 0.0000$	$0.2869 \pm 0.0000$	$0.2845 \pm 0.0000$	$0.2917 \pm 0.0000$	$0.2867 \pm 0.0000$

Table 2: Total cross section and charge asymmetry for the muon pair production channel at 189 GeV from KKMCEE 5.00.2. Results are from a run of 7G variable weight events. Results from KKEeFoam marked as eeFoam are also shown.

## 5.2 Neutrino channel benchmarks

$v_{\max}$	$\nu_e$	$\nu_\mu$	$\nu_\tau$
	$\sigma(v_{\max})$ [pb]		
0.02	$27.2782 \pm 0.0024$	$0.7992 \pm 0.0002$	$0.7987 \pm 0.0002$
0.10	$32.5391 \pm 0.0026$	$0.9671 \pm 0.0003$	$0.9667 \pm 0.0003$
0.30	$36.2234 \pm 0.0027$	$1.1223 \pm 0.0003$	$1.1220 \pm 0.0003$
0.50	$37.8064 \pm 0.0027$	$1.2438 \pm 0.0003$	$1.2436 \pm 0.0003$
0.70	$39.0669 \pm 0.0028$	$1.5384 \pm 0.0003$	$1.5384 \pm 0.0003$
0.90	$45.6634 \pm 0.0028$	$7.9119 \pm 0.0006$	$7.9120 \pm 0.0006$
0.99	$45.6782 \pm 0.0028$	$7.9211 \pm 0.0006$	$7.9211 \pm 0.0006$

Table 3: Total cross section for producing the three kinds of SM neutrino pairs as a function on the cut-off on the total photon energy. KKMCEE 5.00.2 results are for a 1G event run of variable weight events.

Table 3 shows the total cross section of neutrino pair production  $\sigma_{\nu\bar{\nu}}$  for  $\nu = \nu_e, \nu_\mu$  and  $\nu_\tau$ . There is no other cut-off except the cut-off on the total photon energy  $v < v_{\max}$ , hence this cross section is “academic”, *i.e.* not really observable in an experiment. Nevertheless, it is worth checking whether the result for  $\sigma_{\nu\bar{\nu}}(v_{\max})$  from KKMCEE 5.00.2 is the same as

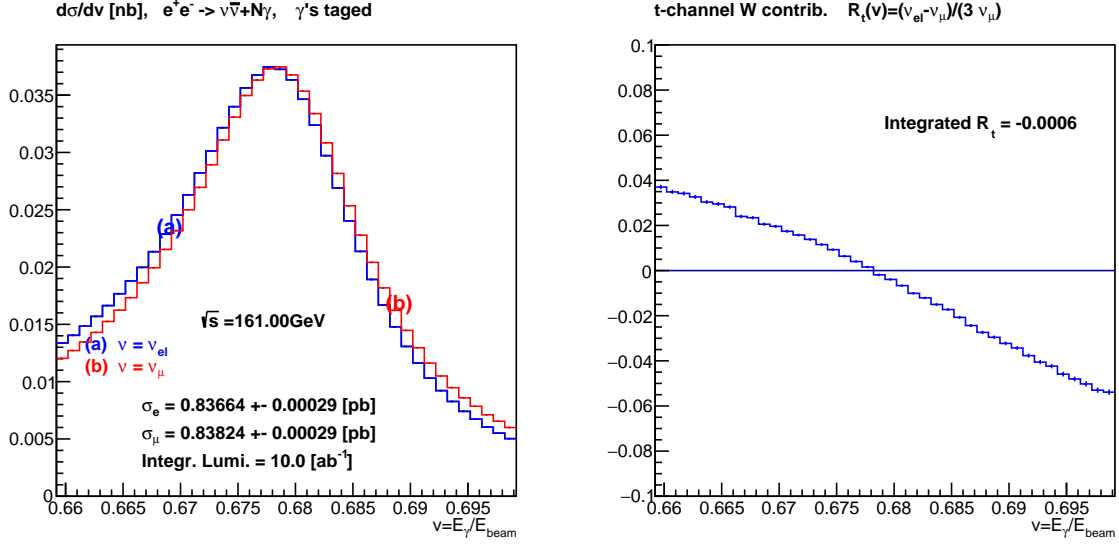


Figure 5: Photon energy distribution for the invisible  $Z$  decay. Cut-offs on photon angle are the same as in ref. [38]. Based on a 1G KKM<sub>Cee</sub> 5.00.2 sample of variable weight events at 161 GeV.

that in Table 2 of Ref. [39] obtained from the classic F77 version of KKM<sub>C</sub>. New results from KKM<sub>Cee</sub> 5.00.2 for 1G events presented in Table 3 turn out to be identical with those of Ref. [39], within the statistical errors.

Another important crosscheck was done by means of reproducing selected results of Ref. [38], with the realistic experimental cutoffs selecting  $\nu\bar{\nu}\gamma$  events. In our Fig. 5 we have reproduced the results of Figure 6 in Ref. [38]. It compares the gamma spectrum for the  $\nu_{el}$  and  $\nu_{\mu}$  channels. It is now properly reproduced by C++ version of KKM<sub>Cee</sub>.

### 5.3 Tau lepton decay benchmarks

KKM<sub>Cee</sub> 5.00.2 generates  $\tau$  lepton decays using the TAUOLA package, which is an independent external Monte Carlo event generator. TAUOLA simulates unpolarized  $\tau$  decays in their rest frames. The important role of KKM<sub>Cee</sub> is to implement spin effects in  $\tau$  decays including spin correlations between the two decays and to transform decay products from  $\tau$  rest frames to the laboratory frame. Simulating the  $\tau$  pair production process, including all QED and EW corrections, is performed by KKM<sub>Cee</sub> the same way, of course, as for  $\mu$  and quark pairs. Spin effects are implemented using the algorithm defined in Ref. [40], and further developed in Ref. [9]. Here we include only a few benchmarks relevant for the implementation of spin effects. The TAUOLA project has a lot of its own benchmarks, which are briefly listed in Section 5.4.

In the benchmark included in the present distribution directory both  $\tau$ 's decay into a single  $\pi$  meson,  $\tau^- \rightarrow \pi^- \nu_{\tau}$ ,  $\tau^+ \rightarrow \pi^+ \bar{\nu}_{\tau}$ , at  $\sqrt{s} = M_Z$ .

Fig. 6 shows the distribution of the  $\pi^-$  energy from the  $\tau^-$  with and without QED in

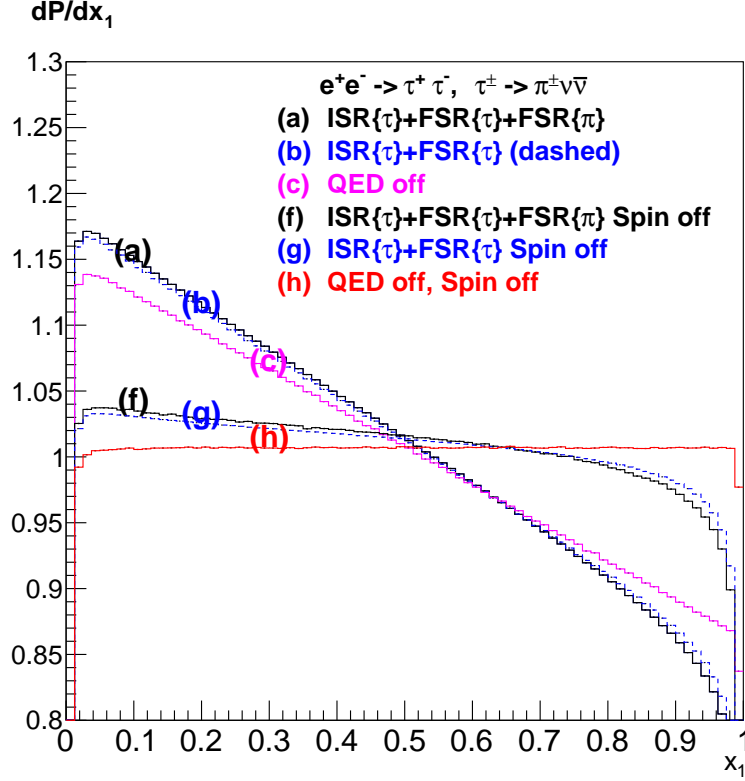


Figure 6: Distributions of the rescaled pion energy variables  $x_1 = E_{\pi^-}/E_{beam}$  with various levels of QED in  $\tau$  production and decay, switching on/off  $\tau$  spin polarization effects in the decay.

the  $\tau$  production process. All distributions in Fig. 6 are normalised to one. The nonzero slope of the pion energy distribution reflects mainly the nonzero spin polarization of the  $\tau$  lepton. However the pion energy spectrum is also softened by the photon emission from incoming beams (ISR), outgoing  $\tau$ 's (FSR)<sup>11</sup> and out of  $\pi$  mesons after  $\tau$  decays (generated by Photospp). The QED effects and polarization effects in Fig. 6 are switched on/off in order to see them separately. The QED effects obtained from KKMCee 5.00.2 look the same as in Fig.5 in Ref. [41, 42]. Note that the structures visible in the distribution of Fig. 6 close to  $x_1 = 0$  and  $x_1 = 1$  are of kinematic origin due to finite  $\tau$  mass and will look different at other CMS energies.

The left panel of Fig. 7 shows the double differential distribution of the rescaled energy  $x_1 = E_{\pi^-}/E_{beam}$  and the angular variable  $\cos(\theta_{\pi^-})$  of the  $\pi^-$  meson originating from the decayed  $\tau^-$ . We see clearly that the  $\pi^-$  energy distribution varies strongly with the  $\pi^-$  ( $\tau^-$ ) angle, reflecting the fact that the  $\tau^-$  spin polarization depends on the  $\tau^-$  polar angle. This plot is essentially the same as Fig. 1 in Ref. [41, 42] obtained using the classic F77 version of KKMC.

<sup>11</sup>Initial-final state QED interference (IFI) is also switched on, but its effect is negligible

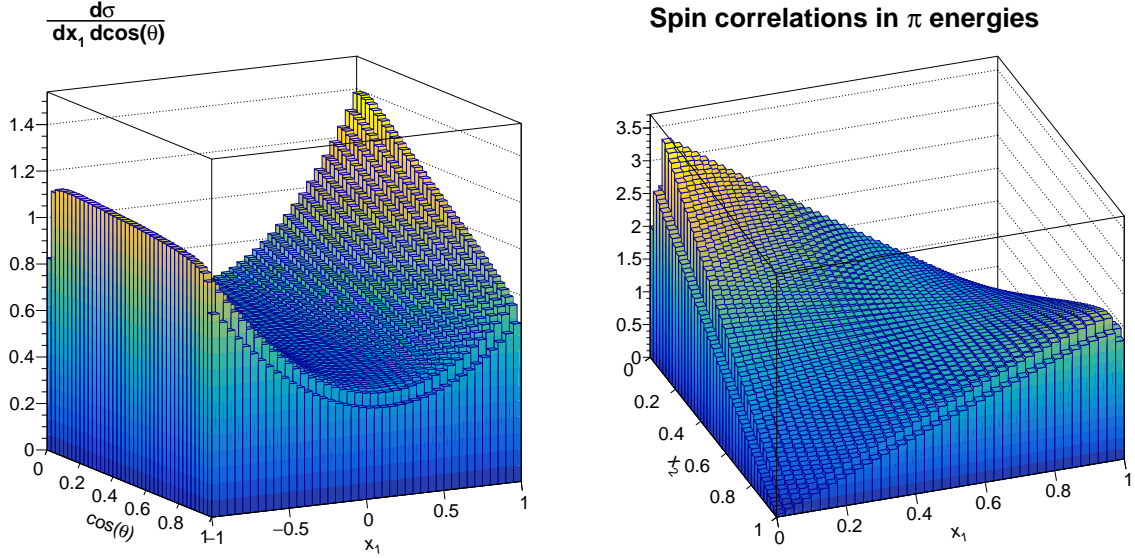


Figure 7: Distributions of the rescaled pion energy variables  $x_1 = E_{\pi^-}/E_{beam}$ ,  $x_2 = E_{\pi^+}/E_{beam}$  and the polar angular variable  $\cos(\theta_{\pi^-})$  of the  $\pi^-$  obtained from KKMCEE 5.00.2.

On the other hand, the right panel of Fig. 7 illustrates the well-known phenomenon of strong spin correlations among the two  $\tau$  leptons, which are seen in the double energy distribution of the two  $\pi$  mesons from the two decaying  $\tau$ 's.

## 5.4 Benchmarks of TAUOLA

The  $\tau$ -lepton decay library TAUOLA is a separate project independent of KKMCEE with its own benchmarks, which are expected to undergo substantial upgrades in the near future, mainly due to the impact from the new Belle 2 data. For the convenience of the reader let us list benchmarks of TAUOLA, even if they are strictly-speaking outside of the scope of the present paper. They can be divided into the following groups:

- A Basic functionality tests.
- B Tests of  $\tau$  decay initialization.
- C Tests of event record content.
- D Tests of longitudinal spin correlations.
- E Test of polarization as a function of phase space regions.
- F Tests of transverse spin correlations.

Tests of the group [A] are explained in Ref. [43]; they monitor longitudinal polarization and spin correlation effects transmitted to the simplest tau decays:  $\pi^\pm\nu_\tau$ ,  $\pi^\pm\pi^0\nu_\tau$ ,  $l^\pm\nu_\tau\bar{\nu}_l$ ,

Typically, the ratio of the decay product energy to the energy of decaying  $\tau$ -lepton is used. For the longitudinal spin correlations, the ratio of the invariant mass of the visible tau lepton pair decay products to the lepton pair invariant mass is used. One dimensional histograms or two dimensional scattergrams are used. The  $Z$  peak region is used for the center of mass energy. These tests are not new and they were already used in [41]. They were continuously used in one form or another for many years.

These tests are also available with the help of MC-tester [44]. The purpose of this tool is to monitor content of the generated event records by different programs and in different languages. That is why MC-tester is useful for the tests of group [B] and [C]. From the generated sample event tree the branch starting from  $\tau^+$  or  $\tau^-$  is identified. If it represents a new decay channel, it automatically defines histograms of all invariant masses which can be constructed from stable final state decay products<sup>12</sup>. At the end, the list of decay channels is created and all may be compared with the results from another run, possibly of another program. In this way, the correctness of the decay channel choices and frequencies of their occurrences can be stored. If any of the decay channels is improperly stored in the event record, there is a good chance that this will be exposed with the run.

For test groups [D] and [E], when monitoring invariant masses, one has to monitor the system decaying to the  $\tau$ -lepton pair down to the decay products of both taus. That is why MC-tester can be of help in these cases too. For the test, one can select samples from distinct phase space regions, not necessarily close to the  $Z$  peak, as in Ref. [43]. The impact of the electroweak initialisation on observables sensitive to  $\tau$  polarization can be studied in this way as well.

Observables sensitive to transverse spin cannot be studied with one-dimensional invariant mass distributions. For such tests, one can use distributions of the acoplanarity angle, as for CP-sensitive observables in Higgs studies [45]. However, in the case of a  $\tau$ -pair produced from a vector/pseudovector state, additional cuts are needed. We think that old tests of low energies [40] (eq. 2.6 there) remain the best until now. The advantage is that  $\tau$  mass terms, important for low effective mass  $\tau$  pairs, are addressed for these old tests.

## 6 Summary and outlook

In this work, we present a new version of `KKMCee` written entirely in C++, except two external libraries (`DIZET` and `TAUOLA`) which temporarily remain in F77. Functionally and from the point of view of physics content, the new program inherits all essential features of the previous F77 version. However, a number of important improvements are introduced. The present document does not repeat that which has not changed from the f77 version and is thoroughly covered in Ref. [1]. On the other hand, we make quite some effort to describe and reproduce many high precision benchmarks of `KKMCee`, that is, the kind of tests which show that the present C++ version correctly reproduces results obtained in many past papers (using older F77 versions), for all final state channels and for many

---

<sup>12</sup>In this case, stable final decay products of  $\tau^+$  (or  $\tau^-$ ).

observables. The user may easily reproduce/repeat these benchmarks and compare them with tables and plots in this paper, or with archived outputs included in the distribution directory.

The most important aim of the C++ version is to provide a flexible basis for the future development of `KKMCee`. Let us list at least some of them:

- Adding CEEX  $\mathcal{O}(\alpha^n L^n)$ ,  $n=3$ , corrections, maybe also for  $n = 4, \dots, \infty$ , while maintaining the soft limit.
- Forcing a visible photon at the generator level in the neutrino pair channels.
- Automated construction of the CEEX matrix element, for porting it to other processes like  $HZ$  production and decay.
- A new  $\mathcal{O}(\alpha^2)$  EW library. Note, however, that 1-loop electroweak corrections for the differential distributions for  $e^+e^- \rightarrow f\bar{f}\gamma$  are still missing in the literature<sup>13</sup>!
- Making the MC algorithm for the multi-photon phase space more efficient in some corners of the phase space (2 very hard photons).
- Integrating the Bhabha process into `KKMCee`? It is thinkable, but only provided a good quality EW library (in C++) is available.

There are, of course, many other interesting development avenues as well.

---

<sup>13</sup>Only those averaged over the real photon were calculated.



# Appendix

## A Monte Carlo weight distribution

Using the steering parameter `KeyWGT`, the user may decide to generate events with variable weight  $W$  or constant  $W = 1$  events. Weighted events are better suited for theoretical studies, while  $W = 1$  events are often mandatory for the experimental studies and data analysis. This is because the detector simulation of a single MC event usually requires much more CPU time than the generation of the MC event using our program. The MC weight of `KKMCee` is normalized such that its average  $\langle W \rangle$  is not far from one.  $W = 1$  events are obtained from the variable weight events using the standard rejection method, that is accepting events with  $W < rW_{\max}$ , where  $r$  is random number, and trashing the MC event otherwise. The default value  $W_{\max} = 4$  is used in our program and it can be redefined by the user through one of the input parameters. The acceptance rate is roughly  $\langle W \rangle / W_{\max}$ . If the MC weight is very regular, without a tail, then  $W_{\max}$  can be adjusted to get acceptance not far from 100%. In our case the MC usually has some tail dependent on the process type, CMS energy, dummy IR cutoff  $v_{\min}$ , maximum allowed photon energy parameter  $v_{\max}$ , etc. In the following we shall elaborate on these dependencies.

The typical weight distribution of `KKMCee 5.00.2` is shown in the upper panel of Fig. 2. The main weight of the second order CEEX has a tail extending up to  $W = 4$ . In the case of IFI switched off the weight tail extends only up to 2. FOAM does not contribute to the main MC weight, because in the present version, FOAM provides  $W = 1$  events (this can be changed using input parameters). The above shape of the weight distribution will be reflected in the following numerical analysis. Curve (B) for the weight with IFI switched off has some multi-peak structure, which comes from the low level FSR generator. This structure is smeared out by the IFI component of the weight, if present.

In the classic version of `KKMC`, the modelling of the lepton  $\cos\theta$  distribution was included in the main weight, while in the present `KKMCee 5.00.2` version the dependence on  $\cos\theta$  is modelled by FOAM. The main MC weight distribution of the classic `KKMC` with the flat baseline angular distribution of the final fermions, in the presence of IFI, has a much longer tail than does that of the C++ version of `KKMCee`, extending beyond  $W = 8$ .

Let us explain now how we advise the user to deal with typical cases where the fraction of the potentially harmful MC events with  $W > W_{\max}$  is not completely negligible<sup>14</sup>. This is done such that for accepted MC events with  $W < rW_{\max}$  we assign a new weight  $W' = 1$  while for accepted MC events with  $W > rW_{\max}$  we assign a new weight  $W' = W/W_{\max} > 1$ . The user should record this new weight and use it for controlling and mitigating unwanted effects. First of all, if this new weight is used in all distributions, then one gets exactly the same result as for variable weight events, without any bias depending on  $W_{\max}$ . If the  $W'$  weight is neglected then one is back in the standard rejection method with possible bias due to “mistreating”  $W > W_{\max}$  events. However, one may easily evaluate how big is this bias using additional histograms with the  $W' - 1$ , see below. This makes sense

---

<sup>14</sup>This method is also used in FOAM since a long time ago.

because in the sub-sample of the events which are of the main interest of the user, the effect due to  $W' - 1$  may be much smaller (or bigger) than for the entire MC sample.

Also, there is a possibility for events stored on the disk to apply another secondary rejection procedure for  $W'$  using a new  $W'_{\max}$ , instead of generating a new series of MC events with the higher  $W_{\max}$ . However, one has to be careful in such a scenario with keeping track of the overall normalization. Obviously, in any case it is worth while to preserve  $W'$  in the event record.

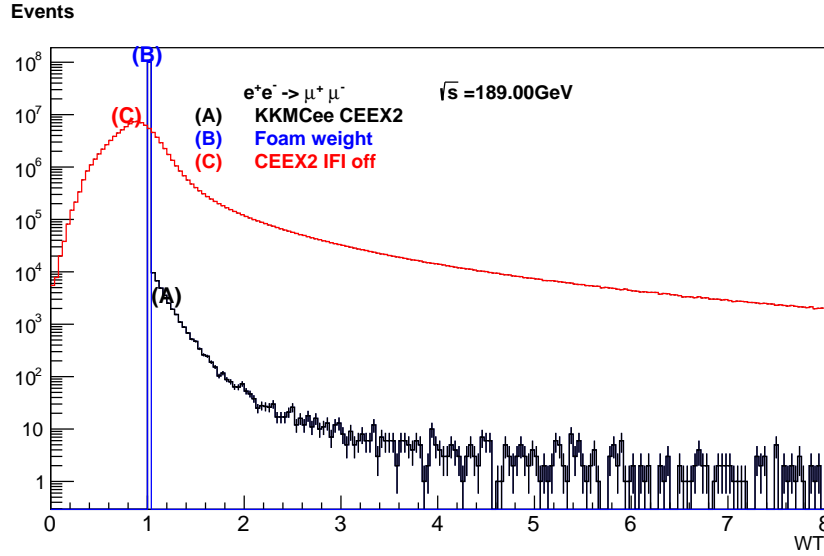


Figure 8: Distribution of the weight  $W'$  for the muon pair channel at 189 GeV for 18M events. In most events,  $W' = 1$ , but spillover events with  $W'$  are visible.

In Fig. 8, we see the example of the distribution of  $W'$  with a  $W' > 1$  spillover tail at the  $10^{-4}$  level. Since the main weight including IFI is made equal one, the auxiliary weight undoing the IFI effect, which is also shown in Fig. 8, has a quite wide shape.

$\mu + \tau, \text{ISR+FSR+IFI}, W_{\max} = 4$					
$\sqrt{s}$	$\langle W \rangle$	$\sigma(W)$	$R_{acc}$	$\Delta_{over}$	$W_{sup}$
189GeV	0.2900	0.3700	0.0720	$1.67 \times 10^{-5}$	4.676
161GeV	0.3181	0.3754	0.0805	$5.33 \times 10^{-5}$	4.851
105GeV	0.5076	0.4467	0.1296	$2.08 \times 10^{-5}$	4.815
94.3GeV	0.7213	0.5304	0.1812	$1.05 \times 10^{-5}$	4.406
91.2GeV	0.8816	0.6076	0.2209	$6.07 \times 10^{-5}$	4.975
87.9GeV	0.7945	0.5479	0.2010	$12.7 \times 10^{-5}$	5.837
10.0GeV	0.4921	0.4921	0.1227	0.000	3.903

Table 4: Results on several parameters of the MC weight (CEEEX) for several CMS energies obtained from a MC run done for  $10^4$  accepted  $W = 1$  events.

Table 4 shows results on several parameters of the MC weight (CEEX) for several CMS energies obtained from the MC run done for  $10^4$  accepted  $W = 1$  events. If not stated otherwise then the IR cut-off was  $v_{\min} = 10^{-5}$  and the upper photon phase space limit was  $v_{\max} = 0.99$ . Listed in this table are: average MC weight  $\langle W \rangle$  and its dispersion  $\sigma(W)$ , fraction  $R$  of accepted MC events, fraction of over-weighted cross section defined as  $\Delta_{\text{over}} = \langle W - W_{\max} \rangle / \langle W \rangle$  and  $W_{\text{sup}}$ , the biggest MC weight in the run. All results are in Tab. 4. As we see from the table, in some cases one could lower  $W_{\max}$  from 4 down to 3 without significant increase of  $\Delta_{\text{over}}$ .

$\mu + \tau, \text{ISR+FSR, IFIoff, } W_{\max} = 2$					
$\sqrt{s}$	$\langle W \rangle$	$\sigma(W)$	$R_{\text{acc}}$	$\Delta_{\text{over}}$	$W_{\text{sup}}$
189GeV	0.5105	0.4087	0.2545	0.0000	1.759
105GeV	0.8402	0.4300	0.4208	0.0000	1.844
91.2GeV	1.1623	0.4100	0.5803	0.0000	1.594
10.0GeV	0.7235	0.4856	0.3629	0.0000	1.383

Table 5: Results on several parameters of the MC weight (CEEX) for several CMS energies. IFI is now switched off.

Table 5 shows similar results for the muon and tau pair production, but switching off the initial-final state interference IFI. As expected, the weight distribution is much better, with the zero contribution from over-weighted events above  $W_{\max} = 2$  and a much higher acceptance rate.

$\nu_{\mu}, \text{ISR, } W_{\max} = 4$					
$\sqrt{s}$	$\langle W \rangle$	$\sigma(W)$	$R_{\text{acc}}$	$\Delta_{\text{over}}$	$W_{\text{sup}}$
189GeV	0.4199	0.3223	0.1064	0.000	1.351
161GeV	0.4876	0.3345	0.1218	0.000	1.333
105GeV	0.8698	0.2766	0.2170	0.000	1.295
$\nu_e, \text{ISR, } W_{\max} = 4$					
189GeV	1.4405	1.3443	0.3582	0.000	3.806
161GeV	1.2873	1.2293	0.3214	$7 \times 10^{-7}$	4.0886
105GeV	1.1241	0.5759	0.2814	0.0000	2.572

Table 6: Results on several parameters of the MC weight (CEEX) for several CMS energies for  $\nu_{\mu}\bar{\nu}_{\mu}$  and  $\nu_e\bar{\nu}_{el}$  production, for 50k events.

Let us now switch to neutrino final states. In Tab. 6 we show similar results as in the previous tables, separately for the muon neutrino and for the electron neutrino. For the muon neutrino the weight parameters are quite similar as for the muon pair without IFI. The common  $W_{\max} = 4$  is satisfactory for the rejection method providing  $W = 1$  events. For the electron neutrino, the weight distribution is also quite satisfactory, in spite of the presence of the  $t$ -channel  $W$  exchange peak in the neutrino angular distribution. However,

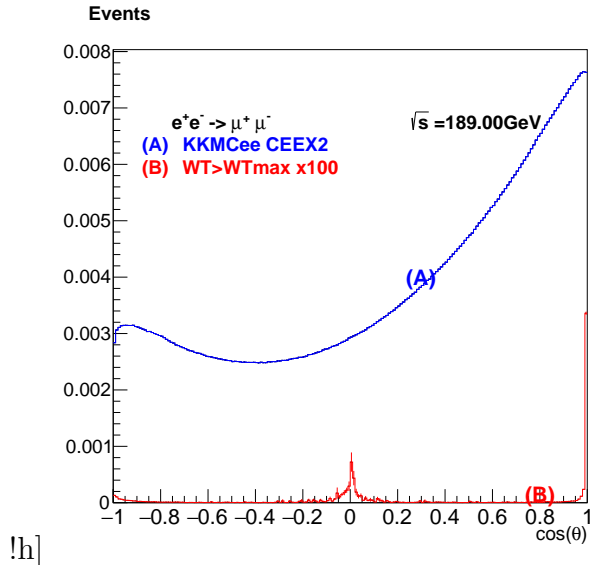


Figure 9: The angular distribution of leptons is shown for the entire MC sample with  $v < v_{\max} = 0.99$  together with the contribution  $W' > 1$  events. The excess  $W' - 1$  weight is also recorded. Results are for the default  $W_{\max} = 4$ . The contribution from  $W' > 1$  events is magnified by factor 100 to be visible.

in the classic KKMC, this  $t$ -channel peak electron neutrino was causing a 50% contribution of overweighted events even for  $W_{\max} = 16$ , because of a long tail in the weight distribution was extending to  $W = 200$ . Thanks to use of FOAM for the angular distribution of the neutrino, this bad behaviour of the main weight is now cured completely!

$\mu + \tau$ , ISR+FSR+IFI					
$\sqrt{s}$	$\langle W \rangle$	$\sigma(W)$	$R_{acc}$	$\Delta_{over}$	$W_{sup}$
189GeV, $W_{\max} = 4$	0.2900	0.3700	0.0720	$1.67 \times 10^{-5}$	4.676
189GeV, $W_{\max} = 2$	0.2908	0.3700	0.1434	0.0078	3.956

Table 7: Results on several parameters of the MC weight (CEEX) for several CMS energies obtained from MC run done for  $10^4$  accepted  $W = 1$  events.

Table 7 illustrates what happens when the value of  $W_{\max}$  set for  $W = 1$  events is too small. Reducing  $W_{\max}$  by factor 2 improves acceptance rate by factor 2, but the contribution of overweight events jumps to 0.7%, which may be considered as not acceptable.

In a realistic experiment, the angular range of the lepton is often limited to  $|\cos(\theta)| < 0.9$ . As we have already indicated, the “bad” events with  $W' > 1$  spoiling  $\Delta_{over}$  are expected to concentrate close to  $\cos(\theta) = 1$  (due to well known IFI properties) and they should be practically irrelevant elsewhere. Fig. 9 illustrates this phenomenon quite clearly.

## Acknowledgments

The authors would like to thank Marcin Chrzęszcz and Jacek Holeczek for help in maintaining and improving the source code of the program.

## References

- [1] S. Jadach, B. F. L. Ward, Z. Wąs, *Comput. Phys. Commun.* 130 (2000) 260–325. [arXiv:hep-ph/9912214](#), [doi:10.1016/S0010-4655\(00\)00048-5](#).
- [2] S. Jadach, B. F. L. Ward, Z. Wąs, *Phys. Lett. B* 449 (1999) 97–108. [arXiv:hep-ph/9905453](#), [doi:10.1016/S0370-2693\(99\)00038-6](#).
- [3] S. Jadach, B. F. L. Ward, Z. Wąs, *Phys. Rev. D* 63 (2001) 113009. [arXiv:hep-ph/0006359](#), [doi:10.1103/PhysRevD.63.113009](#).
- [4] S. Jadach, B. F. L. Ward, Z. Wąs, *Comput. Phys. Commun.* 66 (1991) 276–292. [doi:10.1016/0010-4655\(91\)90077-X](#).
- [5] S. Jadach, Z. Wąs, *Comput. Phys. Commun.* 85 (1995) 453–462. [doi:10.1016/0010-4655\(94\)00091-F](#).
- [6] S. Jadach, Z. Wąs, R. Decker, J. H. Kuhn, *Comput. Phys. Commun.* 76 (1993) 361–380. [doi:10.1016/0010-4655\(93\)90061-G](#).
- [7] E. Barberio, B. van Eijk, Z. Wąs, *Comput. Phys. Commun.* 66 (1991) 115–128. [doi:10.1016/0010-4655\(91\)90012-A](#).
- [8] D. Y. Bardin, M. S. Bilenky, T. Riemann, M. Sachwitz, H. Vogt, P. C. Christova, *Comput. Phys. Commun.* 59 (1990) 303–312. [doi:10.1016/0010-4655\(90\)90179-5](#).
- [9] S. Jadach, B. F. L. Ward, Z. Wąs, *Eur. Phys. J. C* 22 (2001) 423–430. [arXiv:hep-ph/9905452](#), [doi:10.1007/s100520100818](#).
- [10] A. Abada, et al., *Eur. Phys. J. ST* 228 (2) (2019) 261–623. [doi:10.1140/epjst/e2019-900045-4](#).
- [11] A. Blondel, et al., Standard model theory for the FCC-ee Tera-Z stage, in: *Mini Workshop on Precision EW and QCD Calculations for the FCC Studies : Methods and Techniques*, Vol. 3/2019 of CERN Yellow Reports: Monographs, CERN, Geneva, 2018. [arXiv:1809.01830](#), [doi:10.23731/CYRM-2019-003](#).
- [12] S. Jadach, M. Skrzypek, *Eur. Phys. J. C* 79 (9) (2019) 756. [arXiv:1903.09895](#), [doi:10.1140/epjc/s10052-019-7255-9](#).
- [13] M. Bahr, et al., *Eur. Phys. J. C* 58 (2008) 639–707. [arXiv:0803.0883](#), [doi:10.1140/epjc/s10052-008-0798-9](#).

- [14] J. Bellm, et al., Eur. Phys. J. C 76 (4) (2016) 196. [arXiv:1512.01178](#), [doi:10.1140/epjc/s10052-016-4018-8](#).
- [15] J. Bellm, et al., Eur. Phys. J. C 80 (5) (2020) 452. [arXiv:1912.06509](#), [doi:10.1140/epjc/s10052-020-8011-x](#).
- [16] T. Sjostrand, S. Mrenna, P. Z. Skands, Comput. Phys. Commun. 178 (2008) 852–867. [arXiv:0710.3820](#), [doi:10.1016/j.cpc.2008.01.036](#).
- [17] T. Sjostrand, S. Mrenna, P. Z. Skands, JHEP 05 (2006) 026. [arXiv:hep-ph/0603175](#), [doi:10.1088/1126-6708/2006/05/026](#).
- [18] T. Gleisberg, S. Hoeche, F. Krauss, M. Schonherr, S. Schumann, F. Siegert, J. Winter, JHEP 02 (2009) 007. [arXiv:0811.4622](#), [doi:10.1088/1126-6708/2009/02/007](#).
- [19] E. Bothmann, et al., SciPost Phys. 7 (3) (2019) 034. [arXiv:1905.09127](#), [doi:10.21468/SciPostPhys.7.3.034](#).
- [20] N. Davidson, T. Przedzinski, Z. Wąs, Comput. Phys. Commun. 199 (2016) 86–101. [arXiv:1011.0937](#), [doi:10.1016/j.cpc.2015.09.013](#).
- [21] S. Antropov, S. Banerjee, Z. Wąs, J. Zaremba (12 2019). [arXiv:1912.11376](#).
- [22] S. Banerjee, D. Biswas, T. Przedzinski, Z. Was, Monte Carlo Event Generator updates, for  $\tau$  pair events at Belle II energies, in: 16th International Workshop on Tau Lepton Physics , 2021. [arXiv:2111.05914](#).
- [23] S. Jadach, M. Melles, B. F. L. Ward, S. A. Yost, Phys. Rev. D 65 (2002) 073030. [arXiv:hep-ph/0109279](#), [doi:10.1103/PhysRevD.65.073030](#).
- [24] S. Jadach, Comput. Phys. Commun. 130 (2000) 244–259. [arXiv:physics/9910004](#), [doi:10.1016/S0010-4655\(00\)00047-3](#).
- [25] A. Arbuzov, S. Jadach, Z. Wąs, B. F. L. Ward, S. A. Yost, Comput. Phys. Commun. 260 (2021) 107734. [arXiv:2007.07964](#), [doi:10.1016/j.cpc.2020.107734](#).
- [26] M. Chrzaszcz, T. Przedzinski, Z. Wąs, J. Zaremba, Comput. Phys. Commun. 232 (2018) 220–236. [arXiv:1609.04617](#), [doi:10.1016/j.cpc.2018.05.017](#).
- [27] D. Yu. Bardin, P. Christova, M. Jack, L. Kalinovskaya, A. Olchevski, S. Riemann, T. Riemann, Comput. Phys. Commun. 133 (2001) 229–395. [arXiv:hep-ph/9908433](#), [doi:10.1016/S0010-4655\(00\)00152-1](#).
- [28] S. Jadach, S. Yost, Phys. Rev. D100 (1) (2019) 013002. [arXiv:1801.08611](#), [doi:10.1103/PhysRevD.100.013002](#).
- [29] S. Jadach, Comput. Phys. Commun. 152 (2003) 55–100. [arXiv:physics/0203033](#), [doi:10.1016/S0010-4655\(02\)00755-5](#).

- [30] R. Brun, F. Rademakers, Nucl. Instrum. Meth. A 389 (1997) 81–86. doi:10.1016/S0168-9002(97)00048-X.
- [31] A. Buckley, P. Ilten, D. Konstantinov, L. Lönnblad, J. Monk, W. Pokorski, T. Przedzinski, A. Verbytskyi, Comput. Phys. Commun. 260 (2021) 107310. arXiv:1912.08005, doi:10.1016/j.cpc.2020.107310.
- [32] M. Slawinska, S. Jadach, Comput. Phys. Commun. 182 (2011) 748–762. arXiv:1006.5633, doi:10.1016/j.cpc.2010.10.022.
- [33] S. Jadach, W. Płaczek, E. Richter-Wąs, B. F. L. Ward, Z. Was, Comput. Phys. Commun. 102 (1997) 229–251. doi:10.1016/S0010-4655(96)00156-7.
- [34] S. Jadach, B. F. L. Ward, Comput. Phys. Commun. 56 (1990) 351–384. doi:10.1016/0010-4655(90)90020-2.
- [35] S. Schael, et al., Phys. Rept. 427 (2006) 257–454. arXiv:hep-ex/0509008, doi:10.1016/j.physrep.2005.12.006.
- [36] E. Richter-Wąs, Z. Was, Eur. Phys. J. Plus 137 (1) (2022) 95. arXiv:2012.10997, doi:10.1140/epjp/s13360-021-02294-y.
- [37] S. Banerjee, B. Pietrzyk, J. M. Roney, Z. Wąs, Phys. Rev. D 77 (2008) 054012. arXiv:0706.3235, doi:10.1103/PhysRevD.77.054012.
- [38] R. Aleksan, S. Jadach, Phys. Lett. B 799 (2019) 135034. arXiv:1908.06338, doi:10.1016/j.physletb.2019.135034.
- [39] D. Bardin, S. Jadach, T. Riemann, Z. Wąs, Eur. Phys. J. C24 (2002) 373–383. arXiv:hep-ph/0110371, doi:10.1007/s100520200948.
- [40] S. Jadach, Z. Wąs, Acta Phys. Polon. B 15 (1984) 1151, [Erratum: Acta Phys. Polon. B 16, 483 (1985)].
- [41] P. H. Eberhard, B. van Eijk, J. Fuster, S. Jadach, A. M. Lutz, E. Richter-Was, P. Rosselet, O. Schneider, Z. Wąs, The tau polarization measurement at LEP, in: LEP Physics Workshop, 1989.
- [42] G. Altarelli, R. Kleiss, C. Verzegnassi (Eds.), Z Physics at LEP-1. Proceedings, Workshop, Geneva, Switzerland, September 4-5, 1989. Vol. 1: Standard Physics, CERN Yellow Reports: Conference Proceedings, 1989. doi:10.5170/CERN-1989-008-V-1.
- [43] A. Kaczmarska, J. Piatlicki, T. Przedzinski, E. Richter-Was, Z. Was, Acta Phys. Polon. B 45 (10) (2014) 1921–1946. arXiv:1402.2068, doi:10.5506/APhysPolB.45.1921.
- [44] N. Davidson, P. Golonka, T. Przedzinski, Z. Wąs, Comput. Phys. Commun. 182 (2011) 779–789. arXiv:0812.3215, doi:10.1016/j.cpc.2010.11.023.

- [45] R. Józefowicz, E. Richter-Wąs, Z. Wąs, Phys. Rev. D 94 (9) (2016) 093001. arXiv: 1608.02609, doi:10.1103/PhysRevD.94.093001.