

Response to ‘Comment on Theory of growth of number entropy in disordered systems’

Roopayan Ghosh and Marko Žnidarič

*Department of Physics, Faculty of Mathematics and Physics,
University of Ljubljana, Jadranska 19, SI-1000 Ljubljana, Slovenia*

In a recent preprint by Kiefer-Emmanouilidis, Unanyan, Fleischhauer and Sirker [arxiv:2203.06689] the authors comment on our work¹ which studied the number entropy in strongly disordered systems. The data presented in the comment does not refute what we have stated in our work. In fact several statements about our paper, for example, that the results we presented are due to some special initial states, are incorrect.

Let us begin by summarizing the main results of our work¹. (i) We studied a disordered system at strong disorder, where we argued (supported by exact numerics) that for generic initial states; (ii) saturation value of S_N does not grow with system size L , (iii) approach towards saturation value of S_N is described well by a power law (which holds for a longer time-span than $\ln \ln t$ suggested by the previous works of the authors of the comment²). We also show that a simple two-state resonance model, compatible with many body localization (MBL), predicts a number of features of S_N , such as power law decrease of steady state S_N with increasing disorder strength W , and the power law approach of S_N to its steady state value. In short, at strong disorder we find no statistically significant signs of ergodicity.

In the comment, Ref. 2, the authors present data for S_N for the isotropic Heisenberg model at $W = 5$, and argue that this contradicts the above findings. In what follows, we explain that this is not the case.

(i) Disorder strength and initial states: Firstly, in our work¹, our interest was in the regime of strong disorder, which was stated in the abstract and several places of the main text. We focused on disorder strengths $W \geq 10$, because we wanted to consider a regime where previously no ergodicity has been seen, so possibly in the MBL phase. The comment² mainly focuses on the disorder strength $W = 5$, which is now understood to possibly be in the ergodic phase or very close to the critical point (See for example Ref. 3 and Refs. 34,40-46 in our previous work¹) and is not our regime of study.⁴ Secondly, in several places of the comment² it has been stated that our results are due to non-generic initial states. However, this statement is not true. For our main results (ii) and (iii), we have used either averaging over random half-filled computational initial states, or even more generic half-filled initial states $|\mathcal{I}\rangle$, which is of the form $|\alpha\rangle \otimes |\beta\rangle$, $|\alpha\rangle$ and $|\beta\rangle$ being a uniform superposition of all computational states having $L/4$ particles in two subsystems of a bipartite lattice (For example in $L = 4$ it is of the form $1/2[|01\rangle + |10\rangle] \otimes [|01\rangle + |10\rangle]$, see also Sec VI of our work¹). Hence, in no manner, do our results depend on the choice of special initial states such as the domain-wall (DW) state. In fact, in our work¹ we had a separate section, Section V.C, where we discussed the special states, the Néel and DW states. It is therefore a bit odd that while claiming our work focuses on special

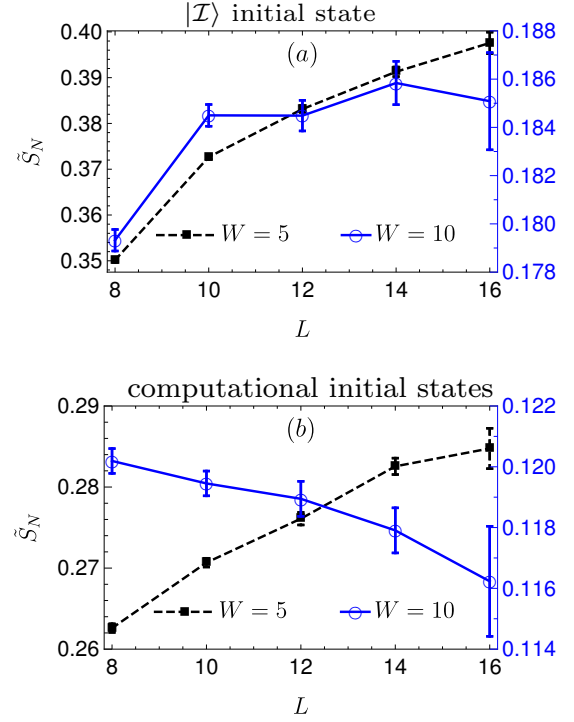


FIG. 1. Plots showing behaviour of \tilde{S}_N for different system sizes and disorder strengths with (a) initial state $|\mathcal{I}\rangle$ and (b) random computational initial states for $W = 5$ (black squares, left axis) $W = 10$ (blue circles, right axis) averaged over $\sim 10^5$ configurations.⁵

states, the comment² focuses exclusively on a particular state – the Néel state. Furthermore, it is also worthwhile to remind the reader that particularly for the Néel state, it has already been observed that at $W = 5$ there are signs of weak ergodicity³.

(ii) Long time saturation of S_N : In Fig. 1, we show the data obtained for disorder averaged long-time saturation value of S_N , denoted by \tilde{S}_N , for the two categories of initial states considered (similar data as our previous work¹, with the addition of data for $|\mathcal{I}\rangle$). We clearly see in Fig. 1 there is no statistically significant increase of \tilde{S}_N with system size at large disorder, $W = 10$, for both computational and more generic $|\mathcal{I}\rangle$ initial states, hinting at localization rather than ergodicity. For $W = 5$

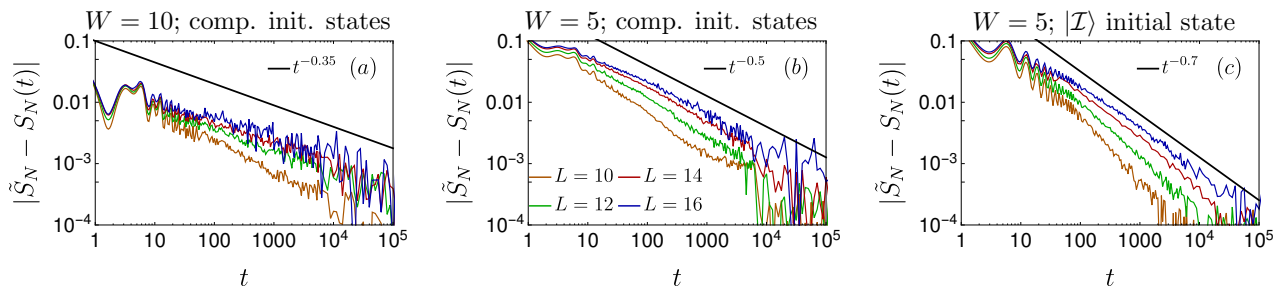


FIG. 2. Plots showing configuration averaged approach of number entropy to \tilde{S}_N for different system sizes and disorder strengths for (a) random computational initial states at $W = 10$, (b) random computational initial states at $W = 5$ and (c) initial state $|\mathcal{I}\rangle$ at $W = 5$.

there is indeed an increase of \tilde{S}_N seen in both cases with L , as pointed out in the comment² and already in our previous work¹, but this is known to be a regime of weak ergodicity³. Furthermore, as we also showed in our previous work, the saturation values are far from being ergodic. The error bars are also significant even with a sample size of 10^5 , hence one needs to be very careful while attempting any fits to such data.

(iii) Power law approach of S_N to saturation:

In the comment², the authors show how fitting a power law growth of the form $A - B/t^\alpha$ with $\alpha = 1$ does not agree with the data. This observation is not new, since we had already shown in Fig. 14(b) of our work¹ that at $W = 10$, α is 0.7 and not 1 for $|\mathcal{I}\rangle$ initial state, and is independent of system size, along with an explanation of the limitations of the two-state model. In Fig. 2(a) we show a similar plot for computational states, where again for $L \sim 12 - 16$, there is no statistically significant drift of α with L . Even for lower disorder $W = 5$, for the two types of initial states, the tails at long time ($t \sim 100 - 10^4$), which is the quantity of interest, show a similar exponent at different system sizes as evident from Figs. 2(b) and (c).

On the other hand, the $\nu \ln \ln t$ fit proposed by the authors of the comment² is not foolproof unlike the claim. It is valid for a very small window of t , the value of ν actually shows a drift with L for the optimal choice of fit window, and has χ^2 per data point at least twice as large as power law fits. Picking an optimal window for the fit, in Fig. 3 we show the increase in ν with L at $W = 5$ for the two sets of initial states considered here. One can see from Fig. 3 that, from $L \sim 12 - 16$, where $\ln L$ increases by 11% (since the relevant scale is $\ln L$), ν increases by 25%, which is significant. To obtain the optimal window for this fit, we have chosen a window of time $t_1 - t_2$, that minimizes χ^2 per data point. t_1 is chosen approximately at $t_1 \sim 5$ which is similar to the time chosen in previous works of the authors of the comment², and on minimizing χ^2 , t_2 is obtained as $\sim 100 - 300$ for computational states and $\sim 300 - 500$ for $|\mathcal{I}\rangle$ states. Unlike such a small window fit of $\ln \ln t$ with L -dependent ν , our power law fit with almost constant α is asymptotic, and therefore

holds for arbitrarily large t_2 (in practice upper bounded by fluctuations due to finite sample). One can see this from Fig. 2, where the power law fits remain valid at least till $t \sim 10^4$. It is also worthy to note that on hand-picking the window by changing t_2 , it is in principle possible to make ν constant across system sizes, but this has an adverse effect on the χ^2 of the fit, which increases by several times.

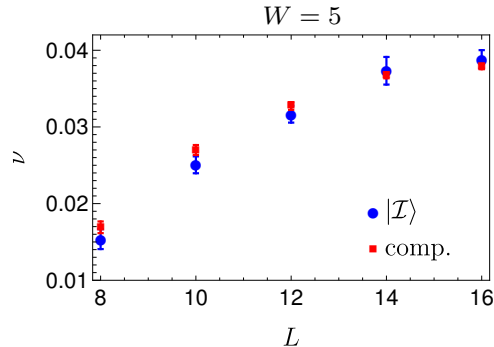


FIG. 3. Plot of ν obtained from fitting configuration averaged $S_N(t) = \mu + \nu \ln \ln t$ for $|\mathcal{I}\rangle$ and computational (comp.) initial states vs L at $W = 5$.

To summarize, in Ref. 1, we explained the slow growth of S_N at strong disorder via many-body resonances, which we modeled via a two-state model to predict several results, such as the $1/W$ ($1/W^2$) decrease of mean (median) long time saturation S_N and power law approach of S_N to its saturation, which qualitatively agreed with exact numerics. We concluded there was no need to invoke eventual ergodicity to explain the observed growth. We never claimed that the two-state model is perfect and had already shown its limitations in predicting the accurate exponent in our work. On the other hand the comment² is based solely on fitting which is done over a small window without a precise theoretical explanation. Also, the $\alpha \rightarrow 0$ limit of the Renyi number entropy, $S_N^{(\alpha)}$, the Hartley entropy, studied in Fig. 3 of the comment² seems to be a hand-picked quantity to sup-

port the idea of slow particle transport in such systems. Because it essentially measures logarithm of the number of occupied number-blocks, it is likely even more prone to finite size effects than S_N , in addition to being plagued by the problem of over-fitting in a narrow window.

Conclusion: Ultimately, without access to large system sizes one cannot say with certainty what is the correct physics in the thermodynamic limit. The verifications discussed here rely on small- L numerics (both our

data and their data use small system sizes), hence, we will refrain from making categorical judgments like Ref. 2 do for example in their last sentence, “To summarize, the theory [1]($A + B/t$ fit) does not describe the data. They are instead well described by [2]($\nu \ln \ln t$ fit).”, and rather leave readers to objectively decide which is the simpler and more accurate explanation compatible with the data. We prefer the simpler one⁶ even if it seems trivial to some.

¹ R. Ghosh and M. Žnidarič, [arXiv:2112.12987v2](#) (2021); published [Phys. Rev. B](#) **105**, 144203 (2022).

² M. Kiefer-Emmanouilidis, R. Unanyan, M. Fleischhauer, and J. Sirker, [arXiv:2203.06689](#) (2022).

³ E. V. H. Doggen, F. Schindler, K. S. Tikhonov, A. D. Mirlin, T. Neupert, D. G. Polyakov, and I. V. Gornyi, [Phys. Rev. B](#) **98**, 174202 (2018).

⁴ In some cases we showed data for smaller W in our work,

like $W = 5$, but that was used to connect our work with previous works.

⁵ In all the figures, for initial state $|\mathcal{Z}\rangle$, a configuration means a disorder realization, whereas for the computational state it means a randomly chosen initial state from the computational basis states and a random disorder realization.

⁶ I. Mazin, [Nature Physics](#) **18**, 367 (2022)