
Compression-aware Training of Neural Networks using Frank-Wolfe

Max Zimmer¹, Christoph Spiegel¹ & Sebastian Pokutta^{1,2}

¹Department for AI in Society, Science, and Technology, Zuse Institute Berlin, Germany

²Institute of Mathematics, Technische Universität Berlin, Germany
{zimmer, spiegel, pokutta}@zib.de

Abstract

Many existing Neural Network pruning approaches rely on either retraining or inducing a strong bias in order to converge to a sparse solution throughout training. A third paradigm, ‘compression-aware’ training, aims to obtain state-of-the-art dense models that are robust to a wide range of compression ratios using a single dense training run while also avoiding retraining. We propose a framework centered around a versatile family of norm constraints and the *Stochastic Frank-Wolfe* (SFW) algorithm that encourage convergence to well-performing solutions while inducing robustness towards convolutional filter pruning and low-rank matrix decomposition. Our method is able to outperform existing compression-aware approaches and, in the case of low-rank matrix decomposition, it also requires significantly less computational resources than approaches based on nuclear-norm regularization. Our findings indicate that dynamically adjusting the learning rate of SFW, as suggested by Pokutta et al. (2020), is crucial for convergence and robustness of SFW-trained models and we establish a theoretical foundation for that practice.

1. Introduction

The astonishing success of Deep Neural Networks relies heavily on over-parameterized architectures (Zhang et al., 2016a) containing up to several billion parameters. Consequently, modern networks require large amounts of storage and increasingly long, computationally intensive training and inference times, entailing tremendous financial and environmental costs (Strubell et al., 2019). To address this, a large body of work focuses on compressing networks, resulting in *sparse models* that require only a fraction of memory or floating-point operations while being as performant as their *dense* counterparts. Recent techniques include the *pruning* of individual parameters (LeCun et al., 1989; Hassibi & Stork, 1993; Han et al., 2015; Gale et al., 2019; Lin et al., 2020; Blalock et al., 2020) or group entities such

as convolutional filters and entire neurons (Li et al., 2016; Alvarez & Salzmann, 2016; Liu et al., 2018; Yuan et al., 2021), the utilization of low-bit representations of networks (*quantization*) (Wang et al., 2018; Kim et al., 2020) as well as classical matrix- or tensor-decompositions (Zhang et al., 2016b; Tai et al., 2015; Xu et al., 2020; Liebenwein et al., 2021) in order to reduce the number of parameters.

While there is evidence of pruning being beneficial for the ability of a model to generalize (Blalock et al., 2020; Hoefler et al., 2021), a higher degree of sparsification will typically lead to a degradation in the predictive power of the network. To reduce this impact, two main paradigms have emerged: *pruning after training*, most prominently exemplified by Iterative Magnitude Pruning (IMP) (Han et al., 2015), forms a class of algorithms characterized by a three-stage pipeline of regular (sparsity-agnostic) training followed by prune-retrain cycles that are either performed once (*One-Shot*) or iteratively. The need for retraining to recover pruning-induced losses is often considered to be an inherent disadvantage and computationally impractical (Liu et al., 2020; Ding et al., 2019; Wortsman et al., 2019; Lin et al., 2020; Zimmer et al., 2023). In that vein, *pruning during training* or *regularization* approaches avoid retraining by inducing strong inductive biases to converge to a sparse model at the end of training (Zhu & Gupta, 2017; Carreira-Perpinán & Idelbayev, 2018; Kusupati et al., 2020; Liu et al., 2020). However, such procedures incorporate the goal sparsity into training, requiring to completely train a model per sparsity level, while IMP needs just one pretrained model to generate the entire accuracy-vs.-sparsity frontier, albeit at the price of retraining.

A third paradigm, which is the focus of this work, naturally emerges when no retraining is allowed and training several times to generate the accuracy-vs.-sparsity tradeoff frontier is prohibitive. Ideally, the optimization procedure is ‘compression-aware’ (Alvarez & Salzmann, 2017; Peste et al., 2022) or ‘pruning-aware’ (Miao et al., 2022), allowing to train once and then being able to compress to various degrees while keeping most of the performance without retraining (termed *pruning stability*). Compression-aware training procedures are expected to yield state-of-the-art

dense models which are robust to pruning without its (regularization) hyperparameters being selected for a particular level of compression. While many such methods employ (potentially modified) SGD-variants to discriminate between seemingly ‘important’ and ‘unimportant’ parameters, cf. GSM (Ding et al., 2019), LC (Carreira-Perpinán & Idelbayev, 2018), ABFP (Ding et al., 2018) or Polarization (Zhuang et al., 2020), actively encouraging the former to grow and penalizing the latter, an interesting line of research considers the usage of specific optimizers other than SGD. An optimization approach that is particularly suited is the first-order and projection-free *Stochastic Frank-Wolfe* (SFW) algorithm (Frank et al., 1956; Berrada et al., 2018; Pokutta et al., 2020; Tsiligkaridis & Roberts, 2020; Miao et al., 2022). While being used throughout various domains of Machine Learning for its highly structured, sparsity-enhancing update directions (Lacoste-Julien et al., 2013; Zeng & Figueiredo, 2014; Carderera et al., 2021; Braun et al., 2022), the algorithm has only recently been considered for promoting sparsity in Neural Network architectures.

Addressing the issue of compression-aware training, we propose leveraging the SFW algorithm in conjunction with a family of norm constraints that actively encourage robustness to convolutional filter pruning and low-rank matrix decomposition. Our approach, using the group- k -support norm and variants thereof (Argyriou et al., 2012; Rao et al., 2017; McDonald et al., 2016), is able to train state-of-the-art image-classification and semantic-segmentation architectures on large datasets to high accuracy while biasing the network towards compression-robustness. Similarly motivated by the work of Pokutta et al. (2020) and concurrent to our work, Miao et al. (2022) showed the effectiveness of k -sparse constraints, focusing solely on unstructured weight pruning. Our approach generalizes the unstructured pruning case and further mitigates existing convergence and hyperparameter stability issues. To the best of our knowledge, our work is the first to apply SFW for structured pruning tasks. In analyzing the techniques introduced by Pokutta et al. (2020), we find that the *gradient rescaling* of the learning rate is important for obtaining high performing and pruning stable results. We lay the theoretical foundation for this practice by proving the convergence of SFW with gradient rescaling in the non-convex stochastic case, extending results of Reddi et al. (2016).

Contributions. The major contributions of our work can be summarized as follows:

1. We propose a constrained optimization framework centered around a versatile family of norm constraints, which, together with the SFW algorithm, can result in well-performing models that are robust towards convolutional filter pruning as well as low-rank matrix decomposition. We empirically show on image-

classification and semantic-segmentation tasks that the proposed method is able to perform on par with or better than existing approaches.

2. We show that, in the case of low-rank decomposition, our approach can require significantly less computational resources than nuclear-norm regularization based approaches.
3. As a special case, our derivation includes a setting suitable for unstructured pruning. We show that our approach enjoys favorable properties when compared to the existing k -sparse approach (Pokutta et al., 2020; Miao et al., 2022).
4. We empirically show that the robustness of SFW-trained Neural Networks can largely be attributed to the usage of the *gradient rescaling* of the learning rate, which increases the batch gradient norm and effective learning rate throughout training, even though the train loss constantly decreases. To justify the usage of gradient rescaling theoretically, we prove the convergence of SFW with batch gradient dependent step size in the non-convex setting.

Compression-aware training is a promising research direction for training models to state-of-the-art performance while encouraging stability to pruning. We believe that our work is an important building block in the design of structured training algorithms. One strength is the fact that the proposed methods cover a wide range of compression domains, i.e., structured pruning, matrix decomposition as well as unstructured pruning. Our results show the suitability of the SFW algorithm and highlight the importance of the learning rate rescaling, which we justify theoretically in the hope of enabling further research.

Related Work. The *Frank-Wolfe* (FW) (Frank et al., 1956) or *conditional gradient* (Levitin & Polyak, 1966) algorithm has been studied extensively in the convex setting, enjoying popularity throughout various domains of Machine Learning for being able to efficiently deal with complex structural requirements (e.g. Lacoste-Julien et al., 2013; Zeng & Figueiredo, 2014; Frandi et al., 2015; Jaggi, 2013; Négiar et al., 2020). Lacoste-Julien (2016) extended the convergence theory of FW to the non-convex setting, while Hazan & Luo (2016) and Reddi et al. (2016) provide convergence rates for the stochastic variant of the algorithm (SFW). Several different accelerated variants have been proposed, including variance reduction methods (Hazan & Luo, 2016; Yurtsever et al., 2019; Shen et al., 2019), adaptive gradients (Combettes et al., 2020) and momentum (Mokhtari et al., 2018; Chen et al., 2018). For a survey of conditional gradient methods we refer to Braun et al. (2022).

SFW and constrained optimization have also received a surge of interest in the context of training Neural Networks: Ravi et al. (2018) advocate for the usage of parameter constraints in Deep Learning, Xie et al. (2019) train shallow networks using SFW, Berrada et al. (2018) design a variant specifically for Neural Networks, Tsiligkaridis & Roberts (2020) employ SFW for adversarial training and Pokutta et al. (2020) show that SFW can reach state-of-the-art performance on benchmark image-classification tasks. While there is a rich literature on classical FW being applied to sparsity problems in Machine Learning, only few have considered exploiting the structure-enhancing properties of (stochastic) FW in the field of Deep Learning. Grigas et al. (2019) remove neurons from three layer convolutional architectures. Pokutta et al. (2020) propose to constrain the parameters to lie within a k -sparse polytope, resulting in a large fraction of the parameters having small magnitude. Miao et al. (2022) leverage this idea in the context of unstructured magnitude pruning with a focus on pruning-aware training, being a compression setting of training ‘once-for-all’ sparsities (Cai et al., 2020). For a detailed account of different sparsification approaches we refer to the survey of Hoefler et al. (2021).

Outline. We begin by introducing the problem setting and the SFW algorithm. Section 3 contains a precise description of the proposed approach and Section 4 is devoted to experimentally comparing it to existing approaches. Further, Section 4.3 contains an analysis of the two learning rate rescaling mechanisms and the convergence theorem for gradient rescaling. Finally, we conclude and discuss the findings of our work in Section 5.

2. Preliminaries

For $x \in \mathbb{R}^n$, we denote the i -th coordinate of x by $[x]_i$. The diagonal matrix with x on its diagonal is denoted by $\text{diag}(x) \in \mathbb{R}^{n,n}$. For $p \in [1, \infty]$, the L_p -ball of radius τ is denoted by $B_p(\tau)$. $\|x\|_0$ denotes the number of non-zero components of $x \in \mathbb{R}^n$. For any compact convex set $\mathcal{C} \subseteq \mathbb{R}^n$, let us further denote the L_2 -diameter of \mathcal{C} by $\mathcal{D}(\mathcal{C}) = \max_{x,y \in \mathcal{C}} \|x - y\|_2$. As usual, we denote the gradient of a function L at θ by $\nabla L(\theta)$ and the batch gradient estimator by $\tilde{\nabla} \mathcal{L}(\theta)$. For the sake of convenience, we abuse notation and apply univariate functions to vectors in an elementwise fashion, e.g., $|x|$ denotes the vector $|x| := (|x_1|, \dots, |x_n|)$. If not indicated otherwise, we treat a tensor x of a network as a vector $x \in \mathbb{R}^n$.

Constrained optimization using Stochastic Frank-Wolfe. We aim at optimizing the parameters θ of a Neural Network while enforcing structure-inducing constraints by consider-

ing the constrained finite-sum optimization problem

$$\min_{\theta \in \mathcal{C}} L(\theta) = \min_{\theta \in \mathcal{C}} \frac{1}{m} \sum_{i=1}^m \ell_i(\theta), \quad (1)$$

where the per-sample loss functions ℓ_i are differentiable in θ and \mathcal{C} is a compact, convex set. When using SGD, imposing hard constraints requires a potentially costly projection back to \mathcal{C} to ensure feasibility of the iterates (Combettes & Pokutta, 2021). An alternative is the *Stochastic Frank-Wolfe* (SFW) algorithm (Frank et al., 1956; Berrada et al., 2018; Pokutta et al., 2020), being projection-free and perfectly suited for yielding solutions with structural properties. To ensure feasibility of the iterates, SFW does not use the gradient direction for its updates but rather chooses a boundary point or vertex of \mathcal{C} that is best aligned with the descent direction. In each iteration t , SFW calls a *linear minimization oracle* (LMO) on the stochastic batch gradient $\nabla_t = \tilde{\nabla} \mathcal{L}(\theta_t)$ to solve

$$v_t = \arg \min_{v \in \mathcal{C}} \langle v, \nabla_t \rangle, \quad (2)$$

which is then used as the direction to update the parameters using the convex combination

$$\theta_{t+1} \leftarrow (1 - \eta_t)\theta_t + \eta_t v_t, \quad (3)$$

where $\eta_t \in [0, 1]$ is a suitable learning rate. If the initial parameters θ_0 are ensured to lie in the convex set \mathcal{C} , then the convex update rule ensures feasibility of the parameters in each iteration. Solving Equation (2) is often much cheaper than performing a projection step (Jaggi, 2013; Combettes & Pokutta, 2021), in many cases even admitting a closed-form solution. If \mathcal{C} is given by the convex hull of (possibly infinitely many) vertices, a so-called *atomic domain*, then the solution to Equation (2) is attained at one of these vertices (Jaggi, 2013).

Inducing structure through the feasible region. Apart from constraining the parameters of a network to satisfy a certain norm constraint, e.g. a bounded euclidean norm as in the case of weight decay, the unique update rule Equation (3) of the SFW algorithm can be used to induce structure through the feasible region. Not only can a feasible region where the v_t are highly structured be beneficial to generalization (Ravi et al., 2018; Pokutta et al., 2020), but further induce desirable properties such as sparsity to the network itself.

A recent example is the *k-sparse polytope* introduced by Pokutta et al. (2020) as a generalization of the L_1 -ball B_1 . The k -sparse polytope $\mathcal{C} = P_k(\tau)$ is defined as the convex hull of all vectors $v \in \{0, \pm\tau\}^n$ with at most k non-zero entries, which per design, form the solution set to Equation (2). For small k , v_t exhibits a high degree of sparsity and by Equation (3) only k parameters are activated while all remaining parameters are discounted strongly, encouraging

convergence towards sparse solutions (Pokutta et al., 2020; Miao et al., 2022).

3. Methodology: Compression-aware Training

In the following, we propose leveraging a suitable family of norm constraints which arise naturally from L_2 -regularization with sparsification requirements. In general, our goal is to choose the constraints to result in sparse update directions when applying the update rule of Equation (3), discriminating between predefined groups of parameters resulting in a decay on seemingly ‘unimportant’ groups of parameters (e.g. filters or neurons) while allowing others to grow. Similarly to Pokutta et al. (2020) and Miao et al. (2022), we control the degree of sparsification with a tunable hyperparameter k such that the update vectors v_t are k -sparse, i.e., non-zero at at most k entries. However, existing approach are limited to the sparsification of Neural Networks on an individual-weight basis (i.e. unstructured pruning) and may lead to hyperparameter and convergence instability.

We aim at constructing constraints for the structured sparsification case, while also including the unstructured case. In addition, we ensure that (similar to classical SGD), the individual parameters receive updates corresponding to the magnitude of the gradient, enabling better convergence independent of the choice of k .

3.1. Inducing group sparsity to Neural Networks

Given a disjoint partition of the network’s parameters into groups $G \in \mathcal{G}$, we define the *group- k -support norm* (Rao et al., 2017) ball of radius τ as

$$\mathcal{C}_k^{\mathcal{G}}(\tau) = \text{conv}\{v \mid \|v\|_{0,\mathcal{G}} \leq k, \|v\|_2 \leq \tau\}, \quad (4)$$

where $\|v\|_{0,\mathcal{G}}$ is the smallest number of groups that are needed to cover the support of v . In other words, the vertex set of $\mathcal{C}_k^{\mathcal{G}}(\tau)$ is given by all (vectorized) parameters for which the euclidean norm is bounded by τ and where at most k groups contain non-zero entries. Here, the definition of a set of groups \mathcal{G} is left abstract, as it could be any disjoint partition of the parameters, that is each parameter w must lie in exactly one group $w \in G \in \mathcal{G}$.

Choosing \mathcal{G} as the set of all filters of the l -th convolutional layer, we can now state the solution to Equation (2) as follows. For a filter $G \in \mathcal{G}$ let $\|x\|_G$ be the L_2 -norm of $x \in \mathbb{R}^n$ when only considering elements of G . Given the batch gradient of the l -th convolutional layer ∇_t^l , let G_1, \dots, G_k be the k groups or filters with the largest gradient L_2 -norm $\|\nabla_t^l\|_{G_i}$ and let $H = \bigcup_{i=1}^k G_i$. The solution to Equation (2) is then given by

$$[v_t]_i = \begin{cases} -\tau[\nabla_t^l]_i / \|\nabla_t^l\|_H & \text{if } i \in H, \\ 0 & \text{otherwise.} \end{cases}$$

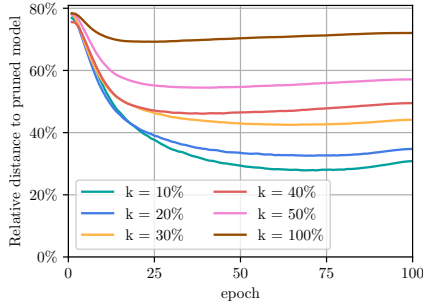


Figure 1: ResNet-18 on CIFAR-10: Relative distance to filter pruned model corresponding to 70% sparsity when training with the proposed approach and varying k .

A proof can be found in Rao et al. (2017). Originally, the norm was motivated by the group lasso (Yuan & Lin, 2006), which is common in the statistics and classical machine learning literature. To the best of our knowledge, these constraints have not been previously applied to Deep Neural Networks. SFW applied to $\mathcal{C}_k^{\mathcal{G}}(\tau)$ updates the k filters whose (stochastic) gradient entries correspond to those of fastest loss decrease while accounting for the distribution of magnitude among them instead of using the same magnitude for all parameters. Due to the convex update rule, the remaining filters are decayed, eventually resulting in few of them not being close to zero and thus making the trained network robust towards filter pruning. Figure 1 shows how different values of k as a fraction of the overall number of filters influence the relative distance to the pruned model, indicating that k allows controlling the degree of robustness towards sparsification.

Unstructured sparsity as a special case The proposed approach is easily extendable to the pruning of other groups, such as neurons in linear layers. A special case arises when each weight of the network has its own group, naturally extending the above rationale to the unstructured pruning case. In that case, one recovers the *k -support norm* as proposed by Argyriou et al. (2012), which is a suitable candidate for comparison to the existing k -sparse polytope approach leveraged by Miao et al. (2022).

The k -sparse approach suffers from two drawbacks, that are mitigated by our proposed method:

1. All activated parameters will receive an update of same magnitude, namely τ . This hinders convergence, especially when k is larger. Consider for example the worst-case scenario in which k equals the number of parameters n , then every single parameter of the network will receive an update of magnitude τ , essentially losing the entire information of the gradient apart from the entrywise sign. On the contrary, the k -support

norm with $k = n$ will lead to optimization over the L_2 -ball, yielding the default and best converging case of Neural Network training. Figure 5 in the appendix shows the facilitated convergence of our approach, which is nonetheless highly robust towards unstructured pruning. The k -sparse approach performs well in the medium to high sparsity regime, but quickly collapses for higher compression rates. A clear advantage of k -support norm ball constraints is that SFW is able to obtain this performance in the high compression regime while not suffering from underperformance before pruning.

2. Pokutta et al. (2020) and Miao et al. (2022) specify the desired L_2 -diameter \mathcal{D} of $\mathcal{C} = P_k(\tau)$ to control the regularization strength and then in turn choose the radius τ such that $\mathcal{D}(P_k(\tau)) = \mathcal{D}$. Defined this way, τ depends on k as $\tau = \mathcal{D}/(2\sqrt{k})$. This is counter-intuitive, since k controls both the amount of activated parameters as per design of the LMO as well as the magnitude of the parameter updates, resulting in unnecessarily coupled parameters. As opposed to the k -sparse polytope, the diameter of the k -support norm ball does not depend on k and hence decouples the parameters k and τ as desired. Figure 6 in the appendix shows the successful decoupling of the radius and k . The k -support norm ball is less sensitive to hyperparameter changes and obtains better results throughout a wide range of hyperparameter configurations than its k -sparse counterpart.

3.2. A different sparsity notion: pruning singular values

So far we considered one particular notion of sparsity, namely that of the existence of zeros in a matrix or tensor. Instead of removing individual parameters or groups thereof, networks can also be compressed after training by decomposing parameter matrices into a product of smaller matrices, allowing one to replace a layer by two consecutive ones that require a drastically smaller amount of FLOPs at inference (Denton et al., 2014). The key ingredient is the truncated singular value decomposition (SVD), where setting the smallest singular values to zero leads to an optimal low-rank approximation by virtue of the Eckart–Young–Mirsky theorem. More precisely, given a rank r parameter matrix $\mathcal{W} \in \mathbb{R}^{n,m}$ with singular values $\sigma = (\sigma_1, \dots, \sigma_r)$ and SVD $U \in \mathbb{R}^{n,r}$, $\Sigma \in \mathbb{R}^{r,r}$, $V \in \mathbb{R}^{m,r}$, the k -SVD of \mathcal{W} approximates \mathcal{W} as

$$\mathcal{W} = U\Sigma V^T = \sum_{i=1}^r u_i \sigma_i v_i^T \approx \sum_{i=1}^k u_i \sigma_i v_i^T = U_k \Sigma_k V_k^T,$$

where the magnitude of ‘pruned’ singular values quantifies the error in approximation. A detailed account of this approach can be found in the appendix. A natural approach to

ensure robustness to matrix decomposition is hence based on penalizing the nuclear norm $\|\mathcal{W}\|_* = \|\sigma(\mathcal{W})\|_1$ (Tai et al., 2015; Alvarez & Salzmann, 2017), which requires the costly computation of the full SVD in each iteration.

When constraining the parameters to have bounded nuclear norm instead of penalizing it, the LMO solution to Equation (2) utilized by SFW can be computed efficiently by requiring only the first singular value-vector-pair (Jaggi, 2013). Extending this notion to consider the k largest singular pairs, we propose utilizing the *spectral- k -support norm* (McDonald et al., 2016), for which the ball of radius τ is defined as

$$\mathcal{C}_k^\sigma(\tau) = \text{conv}\{\mathcal{W} \mid \text{rank}(\mathcal{W}) \leq k, \|\sigma(\mathcal{W})\|_2 \leq \tau\}, \quad (5)$$

where $\|\sigma(\mathcal{W})\|_2$ is the 2-Schattennorm of the singular values $\sigma(\mathcal{W})$ (Jaggi, 2013) of matrix $\mathcal{W} \in \mathbb{R}^{n \times m}$. The following lemma allows us to efficiently compute the LMO solution to batch gradient $\nabla_t \in \mathbb{R}^{n \times m}$.

Lemma 3.1. *Let $\mathcal{W}_t = -\tau \|\sigma(\Sigma_k)\|_2^{-1} U_k \Sigma_k V_k^T \in \mathcal{C}_k^\sigma(\tau)$, where $U_k \Sigma_k V_k^T$ is the truncated k -SVD of ∇_t such that only the k largest singular values are kept. Then \mathcal{W}_t is a solution to Equation (2).*

A proof can be found in the appendix. Note that similar to the group- k -support norm ball taking the magnitude of k largest gradient groups into account, the scaling by $\Sigma_k \|\sigma(\Sigma_k)\|_2^{-1}$ takes the magnitude of k largest singular values into account. In Section 4.2 we study the capabilities of SFW when constraining the spectral- k -support norm of convolutional tensors, which account for the majority of FLOPs at inference (Han et al., 2015). While there exist higher-order generalizations of the SVD to decompose tensors directly (cf. Lebedev et al., 2014; Kim et al., 2015), we follow the approach of interpreting the tensor $\mathcal{W} \in \mathbb{R}^{n \times c \times d \times d}$ with c in-channels, n convolutional filters and spatial size d as an $(n \times cd^2)$ -matrix (Alvarez & Salzmann, 2017; Idelbayev & Carreira-Perpinán, 2020).

4. Experimental Results

All experiments are conducted using the *PyTorch* framework (Paszke et al., 2019), where we relied on *Weights & Biases* (Biewald, 2020) for the analysis of results. To enable reproducibility, our implementation is publicly accessible at github.com/ZIB-IOL/compression-aware-SFW.

We train convolutional architectures such as *Residual Networks* (He et al., 2015) and *Wide Residual Networks* (Zagoruyko & Komodakis, 2016) on *ImageNet-1K* (Russakovsky et al., 2015), *TinyImageNet* (Le & Yang, 2015), *CIFAR-100* and *CIFAR-10* (Krizhevsky et al., 2009) and similarly the semantic segmentation architecture *PSPNet* (Zhao et al., 2016) on *CityScapes* (Cordts et al., 2016). The exact training setups as well as grid searches used can be

found in the appendix. As a general remark, we follow the experimental guidelines of Blalock et al. (2020) towards standardized comparisons between sparsification methods. Note that we do not report the sparsity-induced theoretical speedups, since we enforce the same amount of compression in every layer. All results are averaged over two seeds with min-max bands indicated for plots and standard deviation for tables. We use a validation set of 10% of the training data for hyperparameter selection.

In the compression-aware setting we are interested in finding single hyperparameter configurations that perform well under a wide variety of compression rates, i.e., without tuning hyperparameters for each sparsity. When comparing the performance for multiple compression rates at once, we have to decide how to select the ‘best’ hyperparameter configuration. To that end, we select the configuration for each method that results in the highest on-average validation accuracy among all sparsities at stake.

4.1. Compression awareness: Structured Filter Pruning

For the pruning of convolutional filters, we follow the *PFEC* approach (Li et al., 2016): at the end of training we sort the filters of each convolutional layer by their L_1 -norm and remove the smallest ones until the desired level of compression is met. We enforce a uniform distribution of sparsity among layers. As opposed to Li et al. (2016), we follow a One-Shot approach and do not retrain the pruned networks.

We empirically compare our proposed approach (denoted as *SparseFW*) to several related methods. Every experiment includes the most natural baseline, which corresponds to regular training with momentum SGD and weight decay. Apart from that, we have implemented the following recent filter pruning approaches. *SSL* (Wen et al., 2016) leverages a group penalty on the filters. Similarly, *GLT* (Alvarez & Salzmann, 2016) employs a group-lasso on the filters followed by a proximal gradient descent (soft-thresholding) step. *ABFP* (Ding et al., 2018) follows an ‘auto-balanced’ approach which penalizes certain filters while actively encouraging others to grow. *SFP* (He et al., 2018) softly prunes after each epoch, allowing filters to recover throughout the epoch. For *SparseFW*, which leverages the proposed group- k -support norm constraints, we treat both the radius of the feasible region as well as k as hyperparameters, the latter specifying the fraction of filters to activate in each convolutional layer per iteration. Non-convolutional layers are treated as unconstrained and optimized using SGD with default hyperparameters.

Figure 2 shows the accuracy-vs.-sparsity tradeoff for ResNet-50 trained on ImageNet-1K. *SparseFW* is able to converge to solutions that are robust to a wide range of filter pruning ratios. Especially in the high sparsity regime *SFW* is able to keep most of its performance, while other

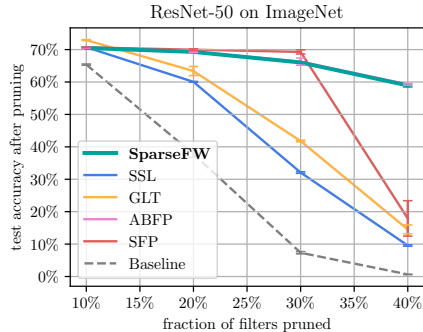


Figure 2: Accuracy-vs.-sparsity tradeoff curves for structured convolutional filter pruning on ImageNet. The plots show the parameter configuration with highest test accuracy after pruning when averaging over all sparsities at stake.

Table 1: Training images-per-second throughput of the low-rank methods in comparison to the baseline of regular training.

Method	# training images per second		
	CIFAR-10	CIFAR-100	TinyImageNet
Baseline	5664	1197	756
SparseFW (ours)	1156	372	338
NUC	566	204	160
SVDEnergy	493	174	98
FR	4397	1140	742
TRP	565	199	159

approaches collapse, with the exception of *ABFP* which can be even more robust for high sparsities. Apart from that, *SFW* reaches excellent results for a wide range of compression ratios. Full results for other datasets and architectures can be found in the appendix.

4.2. Compression awareness: Low-Rank Decomposition

We compare *SparseFW* with spectral- k -support norm constraints to other approaches aiming for robustness to tensor decomposition. At the end of training, we set the smallest singular values of each convolutional matrix to zero and replace the layer by two consecutive layers as described in the appendix. Again, this corresponds to a uniform singular value pruning approach, where we note that there exist more sophisticated ways of determining the per-layer pruning ratios (Liebenwein et al., 2021).

Apart from the regular training baseline using momentum SGD with weight decay, we compare to the following low-rank approaches. *NUC* (Denton et al., 2014) and *SVDEnergy* (Alvarez & Salzmann, 2017) employ nuclear norm regularization, where the former relies on SGD, hence computing the subgradient of a nuclear norm regularization penalty term (Watson, 1992) and updating the weights accordingly.

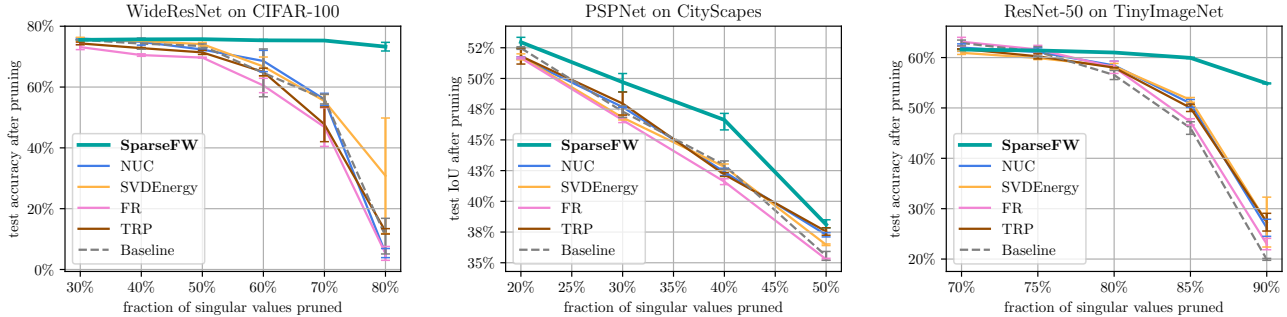


Figure 3: Test performance-vs.-sparsity tradeoff curves for low-rank tensor decomposition on CIFAR100 (left), CityScapes (middle) and TinyImageNet (right).

The latter similarly performs the usual SGD update on the loss, followed by applying the soft-thresholding operator over the singular values of the parameters, a strategy also known as *singular value thresholding* (Cai et al., 2010). Note that while the authors proposed to apply the thresholding after each epoch, we found it to be more effective when applying it after every iteration, however at the cost of decreased efficiency. *TRP* (Xu et al., 2020) similarly follows the approach of NUC, but periodically sets the parameters to a low-rank representation, where the threshold to prune singular values is a tunable hyperparameter. As opposed to the previous approaches, *Force Regularization (FR)* (Wen et al., 2017) forces convolutional filters to lie in a lower dimensional subspace without having to compute the nuclear norm.

Figure 3 compares the post-pruning test performance (measured as accuracy or IoU) for WideResNet on CIFAR-100 (left), PSPNet on CityScapes (middle) and ResNet-50 on TinyImageNet (right) for a range of sparsities, indicating the fraction of singular values that are set to zero at the end of training. Clearly, SparseFW is able to outperform competing approaches, experiencing only a minor accuracy decrease in the high sparsity regime and close to no performance degradation in the medium sparsity regime. For the semantic-segmentation task, we see that SparseFW is able to diminish the decrease in test IoU, however also resulting in larger decreases, which we attribute to the usage of a pre-trained backbone instead of a randomly-initialized model. Again, the performances correspond to the on-average best hyperparameter configuration.

Typically, low-rank inducing approaches either utilize the costly singular value decomposition in each iteration for the sake of high accuracy, or they rely on more efficient, potentially imprecise approximations (Yang et al., 2020). SparseFW is intended to handle this apparent tradeoff effectively by relying on the singular value decomposition, but computing only the most important singular vector-value pairs in an efficient yet precise manner. While comput-

ing the full SVD of an $n \times m$ matrix traditionally requires $\mathcal{O}(nm \min(n, m))$ operations, the computation of the k -SVD can be realized more efficiently if $k \leq \min(n, m)$ is small (Allen-Zhu & Li, 2016). Table 1 compares the different methods with respect to their images-per-second throughput while training on different datasets. All measurements were performed in a fair setting using the same hardware, namely a 24-core Xeon Gold with Nvidia Tesla V100 GPU. A significant advantage of SparseFW is its efficiency, allowing a higher images-per-second throughput as NUC, SVDEnergy and TRP, which require the full SVD in each iteration, despite outperforming these approaches in the compression-aware setting. Only FR reaches an efficiency close to that of regular training, since it does not rely on the (partial) SVD, however often being not as effective as the other approaches. Note that the efficiency of SparseFW is clearly dependent on k since the LMO requires the computation of the k largest singular pairs. For SparseFW, Table 1 hence reports the throughput based on the k given by the on-average best performing hyperparameter configuration. We emphasize that we used a naive implementation of the k -SVD power method (Bentbib & Kanber, 2015), noting that there are more sophisticated and faster algorithms to compute the k -SVD (Allen-Zhu & Li, 2016).

4.3. The impact of the learning rate schedule

The learning rate $\eta_t \in [0, 1]$ determines the length of the parameter update relative to the size of the feasible region. This coupling between regularization strength and step size makes the tuning of the learning rate cumbersome. To decouple the tuning of the learning rate from the size of the feasible region, Pokutta et al. (2020) propose two different learning rate rescaling mechanisms: *diameter rescaling* and *gradient rescaling*, the latter being used throughout our experiments in the preceding sections. While the former divides the learning rate by the L_2 -diameter $\mathcal{D}(\mathcal{C})$ of \mathcal{C} , gradient rescaling rescales the update direction length to that of the batch gradient, i.e., $\hat{\eta}_t := \eta_t \|\nabla_t\|_2 / \|v_t - \theta_t\|_2$.

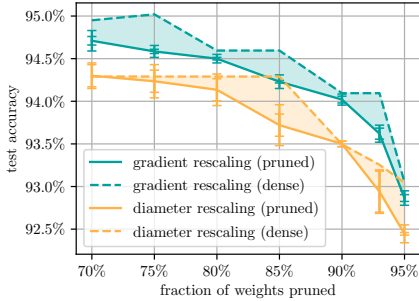


Figure 4: ResNet-18 on CIFAR-10: For each pruning amount, the best hyperparameter configuration w.r.t. the accuracy after pruning (*pruned*) is depicted. The corresponding value before pruning (*dense*) is depicted as a dashed line.

It is however largely unclear what effect these normalization schemes have on both the convergence for regular training as well as the robustness to pruning, noting that the learning rate of SFW explicitly controls the decay on non-activated parameters. Figure 4 shows the test accuracy vs. sparsity tradeoff curves directly before and after magnitude-pruning of the parameters, comparing the two rescaling variants when training with k -support norm constraints. Gradient rescaling consistently outperforms its diameter-based counterpart w.r.t. both dense as well as pruned test accuracy.

We found the denominator of gradient rescaling not to be subject to much variation, whereas the batch gradient norm dynamically changes the learning rate over time. Figure 8 in the appendix compares the evolution of $\|\nabla_t\|$ for two different radii of the k -support norm ball (with fixed k), where we compare to usual SGD training with weight decay. For both SGD and SFW, $\|\nabla_t\|$ is subject to noise and increases until 75% of the training process, despite the continuous decrease of the train loss. In fact, the batch gradient norm is not significantly smaller than at the start of training even though the loss converges. This behaviour might best be explainable by the presence of *Batch-Normalization* layers, whose interplay with weight decay has been analyzed by van Laarhoven (2017) and Hoffer et al. (2018): layers preceding a Batch-Normalization are rescaling invariant, that is their output remains unchanged when multiplying all parameters by a scalar, however rescaling them results in inverse rescaling of the gradient norm in subsequent layers and iterations. Weight decay continuously decreases the scale of the parameters and hence increases the scale of the batch gradient, where stronger decay of the former leads to stronger increase of the latter. Since in gradient rescaling the norm of the batch gradient also influences the strength of the decay of the parameters, this process has a self-accelerating dynamic. This dynamic results in larger steps towards the (sparse) vertices of the k -support norm ball, leading to a stronger decay on the previous parame-

ter configuration, which in turn increases the robustness to pruning, making gradient rescaling the method of choice in that setting.

The following theorem lays the theoretical foundation by showing that incorporating the batch gradient norm into the learning rate leads to convergence of SFW at the specified rate, that is, the expected product of exact gradient norm and the *Frank-Wolfe Gap*

$$\mathcal{G}(\theta_t) = \max_{v \in \mathcal{C}} \langle v - \theta_t, -\nabla L(\theta_t) \rangle,$$

being the measure of convergence (Reddi et al., 2016), decays at a rate of $\mathcal{O}(T^{-1/2})$. The precise statement as well as a proof can be found in Appendix A.5.

Theorem 4.1 (Convergence of gradient rescaling, informal). *Let L be M -smooth, ℓ be G -Lipschitz and $\eta_t = \|\nabla_t\|/\eta$ for appropriately chosen η and all $0 \leq t < T$. If θ_a is chosen uniformly at random from the SFW iterates $\{\theta_i\}_{i < T}$, then we have $\mathbb{E}[\mathcal{G}(\theta_a) \cdot \|\nabla L(\theta_a)\|] = \mathcal{O}(T^{-1/2})$, where \mathbb{E} denotes the expectation w.r.t. all the randomness present.*

5. Discussion and Outlook

We proposed to utilize a versatile family of norm constraints to, together with the SFW algorithm, train deep neural networks to state-of-the-art dense performance as well as robustness to compression for a wide range of compression ratios. Our experimental results show that SFW can leverage highly structured feasible regions to avoid performance degradation when performing convolutional filter pruning or low-rank tensor decomposition. For the latter, SFW can significantly outperform similar methods both in terms of accuracy and efficiency. As a special case, our proposed approach includes the unstructured pruning case and we showed how utilizing the proposed norm can mitigate the drawbacks of and improve upon the results of Miao et al. (2022). We hope that our findings regarding the importance of the learning rate rescaling as well as Theorem 4.1 stimulate further research in the direction of compression-aware training with SFW.

We emphasize that our results hold primarily in the setting that we described, namely that of compression-aware training, where the training is sparsity-agnostic and retraining is prohibitive. Our goal was to show the versatility of SFW, which provides a suitable algorithmic framework for enforcing structure throughout training. If the sparsity can be incorporated into training, significantly more complex approaches can be applied.

References

Allen-Zhu, Z. and Li, Y. Lazysvd: Even faster svd decomposition yet without agonizing pain. *Advances in neural information processing systems*, 29, 2016.

- Alvarez, J. M. and Salzmann, M. Learning the number of neurons in deep networks. *Advances in Neural Information Processing Systems*, 29, 2016.
- Alvarez, J. M. and Salzmann, M. Compression-aware training of deep networks. *Advances in neural information processing systems*, 30, 2017.
- Argyriou, A., Foygel, R., and Srebro, N. Sparse prediction with the k -support norm. *Advances in Neural Information Processing Systems*, 25, 2012.
- Bartoldson, B., Morcos, A., Barbu, A., and Erlebacher, G. The generalization-stability tradeoff in neural network pruning. In Larochelle, H., Ranzato, M., Hadsell, R., Balcan, M. F., and Lin, H. (eds.), *Advances in Neural Information Processing Systems*, volume 33, pp. 20852–20864. Curran Associates, Inc., 2020. URL <https://proceedings.neurips.cc/paper/2020/file/ef2ee09ea9551de88bc11fd7eeea93b0-Paper.pdf>.
- Bentbib, A. and Kanber, A. Block power method for svd decomposition. *Analele Universitatii "Ovidius" Constanta-Seria Matematica*, 23(2):45–58, 2015.
- Berrada, L., Zisserman, A., and Kumar, M. P. Deep frank-wolfe for neural network optimization. *International Conference on Learning Representations 2019*, November 2018.
- Biewald, L. Experiment tracking with weights and biases, 2020. URL <https://www.wandb.com/>. Software available from wandb.com.
- Blalock, D., Gonzalez Ortiz, J. J., Frankle, J., and Gutttag, J. What is the state of neural network pruning? In Dhillon, I., Papailiopoulos, D., and Sze, V. (eds.), *Proceedings of Machine Learning and Systems*, volume 2, pp. 129–146, 2020. URL <https://proceedings.mlsys.org/paper/2020/file/d2ddea18f00665ce8623e36bd4e3c7c5-Paper.pdf>.
- Braun, G., Carderera, A., Combettes, C. W., Hassani, H., Karbasi, A., Mokhtari, A., and Pokutta, S. Conditional gradient methods. November 2022. URL <https://conditional-gradients.org/>.
- Cai, H., Gan, C., Wang, T., Zhang, Z., and Han, S. Once-for-all: Train one network and specialize it for efficient deployment. In *International Conference on Learning Representations*, 2020. URL <https://openreview.net/forum?id=HylxE1HKwS>.
- Cai, J.-F., Candès, E. J., and Shen, Z. A singular value thresholding algorithm for matrix completion. *SIAM Journal on Optimization*, 20(4):1956–1982, 2010. doi: 10.1137/080738970.
- Carderera, A., Pokutta, S., Schütte, C., and Weiser, M. Cindy: Conditional gradient-based identification of non-linear dynamics – noise-robust recovery. January 2021.
- Carreira-Perpinán, M. A. and Idelbayev, Y. Learning-compression algorithms for neural net pruning. In *Proceedings of the IEEE Conference on Computer Vision and Pattern Recognition (CVPR)*, June 2018.
- Chen, L., Harshaw, C., Hassani, H., and Karbasi, A. Projection-free online optimization with stochastic gradient: From convexity to submodularity. In *International Conference on Machine Learning*, pp. 814–823. PMLR, 2018.
- Combettes, C. W. and Pokutta, S. Complexity of linear minimization and projection on some sets. January 2021.
- Combettes, C. W., Spiegel, C., and Pokutta, S. Projection-free adaptive gradients for large-scale optimization. September 2020.
- Cordts, M., Omran, M., Ramos, S., Rehfeld, T., Enzweiler, M., Benenson, R., Franke, U., Roth, S., and Schiele, B. The cityscapes dataset for semantic urban scene understanding. In *Proceedings of the IEEE conference on computer vision and pattern recognition*, pp. 3213–3223, 2016.
- Denton, E. L., Zaremba, W., Bruna, J., LeCun, Y., and Fergus, R. Exploiting linear structure within convolutional networks for efficient evaluation. *Advances in neural information processing systems*, 27, 2014.
- Ding, X., Ding, G., Han, J., and Tang, S. Auto-balanced filter pruning for efficient convolutional neural networks. In *Proceedings of the AAAI Conference on Artificial Intelligence*, volume 32, 2018.
- Ding, X., Ding, G., Zhou, X., Guo, Y., Han, J., and Liu, J. Global sparse momentum sgd for pruning very deep neural networks. In Wallach, H., Larochelle, H., Beygelzimer, A., d’Alché-Buc, F., Fox, E., and Garnett, R. (eds.), *Advances in Neural Information Processing Systems*, volume 32. Curran Associates, Inc., 2019. URL <https://proceedings.neurips.cc/paper/2019/file/f34185c4ca5d58e781d4f14173d41e5d-Paper.pdf>.
- Evci, U., Gale, T., Menick, J., Castro, P. S., and Elsen, E. Rigging the lottery: Making all tickets

- winners. In III, H. D. and Singh, A. (eds.), *Proceedings of the 37th International Conference on Machine Learning*, volume 119 of *Proceedings of Machine Learning Research*, pp. 2943–2952. PMLR, 13–18 Jul 2020. URL <https://proceedings.mlr.press/v119/evci20a.html>.
- Frandi, E., Nanculef, R., Lodi, S., Sartori, C., and Suykens, J. A. K. Fast and scalable lasso via stochastic frank-wolfe methods with a convergence guarantee. October 2015.
- Frank, M., Wolfe, P., et al. An algorithm for quadratic programming. *Naval research logistics quarterly*, 3(1-2): 95–110, 1956.
- Gale, T., Elsen, E., and Hooker, S. The state of sparsity in deep neural networks. *arXiv preprint arXiv:1902.09574*, 2019.
- Grigas, P., Lobos, A., and Vermeersch, N. Stochastic in-face frank-wolfe methods for non-convex optimization and sparse neural network training. June 2019.
- Han, S., Pool, J., Tran, J., and Dally, W. Learning both weights and connections for efficient neural network. In Cortes, C., Lawrence, N., Lee, D., Sugiyama, M., and Garnett, R. (eds.), *Advances in Neural Information Processing Systems*, volume 28. Curran Associates, Inc., 2015. URL <https://proceedings.neurips.cc/paper/2015/file/ae0eb3eed39d2bcef4622b2499a05fe6-Paper.pdf>.
- Hassibi, B. and Stork, D. Second order derivatives for network pruning: Optimal brain surgeon. In Hanson, S., Cowan, J., and Giles, C. (eds.), *Advances in Neural Information Processing Systems*, volume 5. Morgan-Kaufmann, 1993. URL <https://proceedings.neurips.cc/paper/1992/file/303ed4c69846ab36c2904d3ba8573050-Paper.pdf>.
- Hazan, E. and Luo, H. Variance-reduced and projection-free stochastic optimization. In *International Conference on Machine Learning*, pp. 1263–1271. PMLR, 2016.
- He, K., Zhang, X., Ren, S., and Sun, J. Delving deep into rectifiers: Surpassing human-level performance on imagenet classification. In *Proceedings of the IEEE International Conference on Computer Vision (ICCV)*, December 2015.
- He, Y., Kang, G., Dong, X., Fu, Y., and Yang, Y. Soft filter pruning for accelerating deep convolutional neural networks. August 2018.
- Hoefler, T., Alistarh, D., Ben-Nun, T., Dryden, N., and Peste, A. Sparsity in deep learning: Pruning and growth for efficient inference and training in neural networks. *arXiv preprint arXiv:2102.00554*, January 2021.
- Hoffer, E., Banner, R., Golan, I., and Soudry, D. Norm matters: Efficient and accurate normalization schemes in deep networks. In Bengio, S., Wallach, H., Larochelle, H., Grauman, K., Cesa-Bianchi, N., and Garnett, R. (eds.), *Advances in Neural Information Processing Systems*, volume 31. Curran Associates, Inc., 2018. URL <https://proceedings.neurips.cc/paper/2018/file/a0160709701140704575d499c997b6ca-Paper.pdf>.
- Idelbayev, Y. and Carreira-Perpinán, M. A. Low-rank compression of neural nets: Learning the rank of each layer. In *Proceedings of the IEEE/CVF Conference on Computer Vision and Pattern Recognition*, pp. 8049–8059, 2020.
- Ioffe, S. and Szegedy, C. Batch normalization: Accelerating deep network training by reducing internal covariate shift. In Bach, F. R. and Blei, D. M. (eds.), *Proceedings of the 32nd International Conference on Machine Learning, ICML 2015, Lille, France, 6-11 July 2015*, volume 37 of *JMLR Workshop and Conference Proceedings*, pp. 448–456. JMLR.org, 2015. URL <http://proceedings.mlr.press/v37/ioffe15.html>.
- Jaggi, M. Revisiting frank-wolfe: Projection-free sparse convex optimization. In *Proceedings of the 30th international conference on machine learning*, pp. 427–435, 2013.
- Kim, J., Yoo, K., and Kwak, N. Position-based scaled gradient for model quantization and pruning. volume 33, pp. 20415–20426, 2020.
- Kim, Y.-D., Park, E., Yoo, S., Choi, T., Yang, L., and Shin, D. Compression of deep convolutional neural networks for fast and low power mobile applications. November 2015.
- Krizhevsky, A., Hinton, G., et al. Learning multiple layers of features from tiny images. Technical report, 2009.
- Kusupati, A., Ramanujan, V., Somani, R., Wortsman, M., Jain, P., Kakade, S., and Farhadi, A. Soft threshold weight reparameterization for learnable sparsity. In III, H. D. and Singh, A. (eds.), *Proceedings of the 37th International Conference on Machine Learning Research*, pp. 5544–5555. PMLR, 13–18 Jul 2020. URL <https://proceedings.mlr.press/v119/kusupati20a.html>.

- Lacoste-Julien, S. Convergence rate of frank-wolfe for non-convex objectives. July 2016.
- Lacoste-Julien, S., Jaggi, M., Schmidt, M., and Pletscher, P. Block-coordinate frank-wolfe optimization for structural svms. In *International Conference on Machine Learning*, pp. 53–61. PMLR, 2013.
- Le, D. H. and Hua, B.-S. Network pruning that matters: A case study on retraining variants. In *International Conference on Learning Representations*, 2021. URL <https://openreview.net/forum?id=Cb54AMqHQFP>.
- Le, Y. and Yang, X. Tiny imagenet visual recognition challenge. *CS 231N*, 7(7):3, 2015.
- Lebedev, V., Ganin, Y., Rakhuba, M., Oseledets, I., and Lempitsky, V. Speeding-up convolutional neural networks using fine-tuned cp-decomposition. December 2014.
- LeCun, Y., Denker, J. S., and Solla, S. A. Optimal brain damage. In Touretzky, D. S. (ed.), *Advances in Neural Information Processing Systems 2, [NIPS Conference, Denver, Colorado, USA, November 27-30, 1989]*, pp. 598–605. Morgan Kaufmann, 1989. URL <http://papers.nips.cc/paper/250-optimal-brain-damage>.
- Lee, J., Park, S., Mo, S., Ahn, S., and Shin, J. Layer-adaptive sparsity for the magnitude-based pruning. In *International Conference on Learning Representations*, October 2020.
- Levitin, E. S. and Polyak, B. T. Constrained minimization methods. *USSR Computational mathematics and mathematical physics*, 6(5):1–50, 1966.
- Li, B., Wu, B., Su, J., Wang, G., and Lin, L. Eagleeye: Fast sub-net evaluation for efficient neural network pruning. July 2020a.
- Li, H., Kadav, A., Durdanovic, I., Samet, H., and Graf, H. P. Pruning filters for efficient convnets. August 2016.
- Li, M., Yumer, E., and Ramanan, D. Budgeted training: Rethinking deep neural network training under resource constraints. In *International Conference on Learning Representations*, 2020b. URL <https://openreview.net/forum?id=HyxLRTVKPH>.
- Liebenwein, L., Maalouf, A., Gal, O., Feldman, D., and Rus, D. Compressing neural networks: Towards determining the optimal layer-wise decomposition. July 2021.
- Lin, T., Stich, S. U., Barba, L., Dmitriev, D., and Jaggi, M. Dynamic model pruning with feedback. In *International Conference on Learning Representations*, 2020.
- Liu, J., Xu, Z., Shi, R., Cheung, R. C. C., and So, H. K. Dynamic sparse training: Find efficient sparse network from scratch with trainable masked layers. In *International Conference on Learning Representations*, 2020. URL <https://openreview.net/forum?id=SJlbGJrtDB>.
- Liu, Z., Sun, M., Zhou, T., Huang, G., and Darrell, T. Rethinking the value of network pruning. October 2018.
- McDonald, A., Pontil, M., and Stamos, D. Fitting spectral decay with the k-support norm. In *Artificial Intelligence and Statistics*, pp. 1061–1069. PMLR, 2016.
- Miao, L., Luo, X., Chen, T., Chen, W., Liu, D., and Wang, Z. Learning pruning-friendly networks via frank-wolfe: One-shot, any-sparsity, and no retraining. In *International Conference on Learning Representations*, 2022. URL https://openreview.net/forum?id=0lDEtITim__.
- Mokhtari, A., Hassani, H., and Karbasi, A. Conditional gradient method for stochastic submodular maximization: Closing the gap. In *International Conference on Artificial Intelligence and Statistics*, pp. 1886–1895. PMLR, 2018.
- Négiar, G., Dresdner, G., Tsai, A., El Ghaoui, L., Locatello, F., Freund, R., and Pedregosa, F. Stochastic frank-wolfe for constrained finite-sum minimization. In *International Conference on Machine Learning*, pp. 7253–7262. PMLR, 2020.
- Paszke, A., Gross, S., Massa, F., Lerer, A., Bradbury, J., Chanan, G., Killeen, T., Lin, Z., Gimelshein, N., Antiga, L., Desmaison, A., Kopf, A., Yang, E., DeVito, Z., Raison, M., Tejani, A., Chilamkurthy, S., Steiner, B., Fang, L., Bai, J., and Chintala, S. Pytorch: An imperative style, high-performance deep learning library. In Wallach, H., Larochelle, H., Beygelzimer, A., d'Alché-Buc, F., Fox, E., and Garnett, R. (eds.), *Advances in Neural Information Processing Systems*, volume 32. Curran Associates, Inc., 2019. URL <https://proceedings.neurips.cc/paper/2019/file/bdbca288fee7f92f2bfa9f7012727740-Paper.pdf>.
- Peste, A., Vladu, A., Alistarh, D., and Lampert, C. H. Cram: A compression-aware minimizer. July 2022.
- Pokutta, S., Spiegel, C., and Zimmer, M. Deep neural network training with frank-wolfe. October 2020.
- Rao, N., Dudík, M., and Harchaoui, Z. The group k-support norm for learning with structured sparsity. In *2017 IEEE International Conference on Acoustics, Speech and Signal Processing (ICASSP)*, pp. 2402–2406, 2017. doi: 10.1109/ICASSP.2017.7952587.

- Ravi, S. N., Dinh, T., Lokhande, V., and Singh, V. Constrained deep learning using conditional gradient and applications in computer vision. March 2018.
- Reddi, S. J., Sra, S., Póczos, B., and Smola, A. Stochastic frank-wolfe methods for nonconvex optimization. In *2016 54th annual Allerton conference on communication, control, and computing (Allerton)*, pp. 1244–1251. IEEE, 2016.
- Renda, A., Frankle, J., and Carbin, M. Comparing rewinding and fine-tuning in neural network pruning. In *International Conference on Learning Representations*, 2020.
- Russakovsky, O., Deng, J., Su, H., Krause, J., Satheesh, S., Ma, S., Huang, Z., Karpathy, A., Khosla, A., Bernstein, M., Berg, A. C., and Fei-Fei, L. ImageNet Large Scale Visual Recognition Challenge. *International Journal of Computer Vision (IJCV)*, 115(3):211–252, 2015. doi: 10.1007/s11263-015-0816-y.
- Shen, Z., Fang, C., Zhao, P., Huang, J., and Qian, H. Complexities in projection-free stochastic non-convex minimization. In *The 22nd International Conference on Artificial Intelligence and Statistics*, pp. 2868–2876. PMLR, 2019.
- Strubell, E., Ganesh, A., and McCallum, A. Energy and policy considerations for deep learning in nlp. June 2019.
- Tai, C., Xiao, T., Zhang, Y., Wang, X., and E, W. Convolutional neural networks with low-rank regularization. November 2015.
- Tsiligkaridis, T. and Roberts, J. On frank-wolfe optimization for adversarial robustness and interpretability. December 2020.
- van Laarhoven, T. L2 regularization versus batch and weight normalization. June 2017.
- Wang, P., Hu, Q., Zhang, Y., Zhang, C., Liu, Y., and Cheng, J. Two-step quantization for low-bit neural networks. In *Proceedings of the IEEE Conference on computer vision and pattern recognition*, pp. 4376–4384, 2018.
- Watson, G. A. Characterization of the subdifferential of some matrix norms. *Linear algebra and its applications*, 170(0):33–45, 1992.
- Wen, W., Wu, C., Wang, Y., Chen, Y., and Li, H. Learning structured sparsity in deep neural networks. August 2016.
- Wen, W., Xu, C., Wu, C., Wang, Y., Chen, Y., and Li, H. Coordinating filters for faster deep neural networks. March 2017.
- Wortsman, M., Farhadi, A., and Rastegari, M. Discovering neural wirings. In Wallach, H., Larochelle, H., Beygelzimer, A., d’Alché-Buc, F., Fox, E., and Garnett, R. (eds.), *Advances in Neural Information Processing Systems*, volume 32. Curran Associates, Inc., 2019. URL <https://proceedings.neurips.cc/paper/2019/file/d010396ca8abf6ead8cacc2c2f2f26c7-Paper.pdf>.
- Xie, J., Shen, Z., Zhang, C., Wang, B., and Qian, H. Efficient projection-free online methods with stochastic recursive gradient. October 2019.
- Xu, Y., Li, Y., Zhang, S., Wen, W., Wang, B., Qi, Y., Chen, Y., Lin, W., and Xiong, H. Trp: Trained rank pruning for efficient deep neural networks. April 2020.
- Yang, H., Tang, M., Wen, W., Yan, F., Hu, D., Li, A., Li, H., and Chen, Y. Learning low-rank deep neural networks via singular vector orthogonality regularization and singular value sparsification. In *Proceedings of the IEEE/CVF conference on computer vision and pattern recognition workshops*, pp. 678–679, 2020.
- Yuan, M. and Lin, Y. Model selection and estimation in regression with grouped variables. *Journal of the Royal Statistical Society: Series B (Statistical Methodology)*, 68(1):49–67, 2006.
- Yuan, X., Savarese, P. H. P., and Maire, M. Growing efficient deep networks by structured continuous sparsification. In *International Conference on Learning Representations*, 2021. URL <https://openreview.net/forum?id=wb3wxCObbRT>.
- Yurtsever, A., Sra, S., and Cevher, V. Conditional gradient methods via stochastic path-integrated differential estimator. In *International Conference on Machine Learning*, pp. 7282–7291. PMLR, 2019.
- Zagoruyko, S. and Komodakis, N. Wide residual networks. *arXiv preprint arXiv:1605.07146*, May 2016.
- Zeng, X. and Figueiredo, M. A. T. The ordered weighted ℓ_1 norm: Atomic formulation, projections, and algorithms. September 2014.
- Zhang, C., Bengio, S., Hardt, M., Recht, B., and Vinyals, O. Understanding deep learning requires rethinking generalization. *arXiv preprint arXiv:1611.03530*, November 2016a.
- Zhang, X., Zou, J., He, K., and Sun, J. Accelerating very deep convolutional networks for classification and detection. volume 38, pp. 1943–1955, Los Alamitos, CA, USA, oct 2016b. IEEE Computer Society. doi: 10.1109/TPAMI.2015.2502579.

Zhao, H., Shi, J., Qi, X., Wang, X., and Jia, J. Pyramid scene parsing network. December 2016.

Zhu, M. and Gupta, S. To prune, or not to prune: Exploring the efficacy of pruning for model compression. *arXiv preprint arXiv:1710.01878*, October 2017.

Zhuang, T., Zhang, Z., Huang, Y., Zeng, X., Shuang, K., and Li, X. Neuron-level structured pruning using polarization regularizer. In *Advances in Neural Information Processing Systems*, volume 33, pp. 9865–9877, 2020.

Zimmer, M., Spiegel, C., and Pokutta, S. How I Learned To Stop Worrying And Love Retraining. In *International Conference on Learning Representations*, 2023.

A. Appendix

A.1. Technical details

Whenever using SFW, we employ a momentum variant (Pokutta et al., 2020) and enforce *local* constraints, i.e., we constrain the parameters of each layer in a separate feasible region. As suggested by Pokutta et al. (2020), we do not tune the radius τ of the feasible region $\mathcal{C}(\tau)$ directly but rather specify a scalar factor $w > 0$ and set the L_2 -diameter of the feasible region of each layer as

$$\mathcal{D} = 2w\mathbb{E}(\|\theta\|_2),$$

where the expected L_2 -norm of the layer parameters θ are simply estimated by computing the mean among multiple default initializations. \mathcal{D} is then in turn used to compute τ such that $\mathcal{D}(\mathcal{C}(\tau)) = \mathcal{D}$. This allows us to control the L_2 -regularization strength of each layer. We do not prune biases and batch-normalization parameters, as they only account for a small fraction of the total number of parameters yet are crucial for obtaining well-performing models (Evci et al., 2020). Apart from the direct comparison between diameter and gradient rescaling, we use gradient rescaling throughout all experiments.

While there exist multiple successful strategies to retrain after pruning (Renda et al., 2020; Le & Hua, 2021; Zimmer et al., 2023), the compression-aware training setting requires the methods to be compared directly after pruning without retraining. However, similarly to Li et al. (2020a) and Peste et al. (2022) we notice that the validation accuracy after pruning can be significantly increased by recomputing the Batch Normalization (Ioffe & Szegedy, 2015) statistics, which have to be recalibrated since the pre-activations of the hidden layers are distorted by pruning. To that end, we recompute the statistics on the train dataset after pruning and note that in practice only a fraction of the training data is necessary to recalibrate the Batch Normalization layers.

In the following, we state technical details of our approaches to structured and unstructured pruning, as well as low-rank matrix decomposition.

A.1.1. STRUCTURED FILTER AND UNSTRUCTURED PRUNING

As outlined in the main section, we follow the approach of Li et al. (2016) and remove the convolutional filters with smallest L_1 -norm. Since each filter might correspond to a different number of parameters, depending on the convolutional layer it is located in, the L_1 -norm of filters is incomparable among different layers. We hence follow the local approach and prune the same amount in each convolutional layer until the desired sparsity is met. Since this will lead to the same theoretical speedup, independent of the algorithm at stake, we omit these values.

For unstructured pruning, we employ the usual magnitude pruning, that is, we remove the parameters with smallest absolute value until we meet the desired level of compression. As we found it to work best among all algorithms, we prune *globally*, i.e. we select the smallest weights among all network parameters eligible for pruning. We note however that there exists several different magnitude-based selection approaches (cf. e.g. Han et al., 2015; Gale et al., 2019; Lee et al., 2020).

A.1.2. LOW-RANK MATRIX DECOMPOSITION

We describe the rationale behind the decomposition of matrices with (preferably) low rank. Low-Rank matrix decomposition is centered around the idea of truncating the singular value decomposition (SVD). Let $\theta = U\Sigma V^T = \sum_{i=1}^r u_i \sigma_i v_i^T$ be the SVD of rank- r matrix $\theta \in \mathbb{R}^{n \times m}$, where u_i, v_i are the singular vectors to singular values $\sigma_1 \geq \dots \geq \sigma_r > 0$. The goal is now to find the best low-rank approximation $\hat{\theta} \in \mathbb{R}^{n \times m}$ to θ , namely to solve

$$\min_{\text{rank}(\hat{\theta}) \leq t} \|\theta - \hat{\theta}\|_F. \quad (6)$$

By the Eckart–Young–Mirsky theorem, a minimizer is given by $U_t \Sigma_t V_t^T := \sum_{i=1}^t u_i \sigma_i v_i^T$, where the smallest $t - r$ singular values are truncated. If the singular values now decay rapidly, i.e., only the first t singular values contain most of the *energy* of θ , then this approximation can be applied as a post-processing step without much change in the output of a linear layer (Denton et al., 2014). Consequently, a natural approach to ensure stability w.r.t. matrix decomposition is based on encouraging the parameter matrices to have low-rank throughout training, most prominently done by regularizing the nuclear norm of the weight matrix (Tai et al., 2015; Alvarez & Salzmann, 2017). If t is small, then the number of FLOPs can be drastically reduced by decomposing a layer into multiple layers. For linear layers this is straightforward: let (θ, β) be weights and biases of a linear layer with SVD of θ as above. For input x , the layer computes

$$\theta x + \beta = U\Sigma V^T x + \beta \approx U_t(\Sigma_t V_t^T x) + \beta, \quad (7)$$

Table 2: Exact training configurations used throughout the experiments. For all datasets and architectures we use a linear decay of the learning rate starting from 0.1. The dense test accuracy refers to the optimal accuracy we achieve using momentum SGD with weight decay. For the semantic segmentation task we report the Intersection-over-Union (IoU) on the test set.

Dataset	Network (number of weights)	Epochs	Batch size	Momentum	Dense test accuracy/IoU
CIFAR-10	ResNet-18 (11 Mio)	100	128	0.9	95.0% \pm 0.04%
CIFAR-100	WideResNet-28x10 (37 Mio)	100	128	0.9	76.7% \pm 0.2%
TinyImagenet	ResNet-50 (26 Mio)	100	128	0.9	64.9% \pm 0.1%
ImageNet	ResNet-50 (26 Mio)	90	1024	0.9	75.35% \pm 0.1%
CityScapes	PSPNet (68 Mio)	200	12	0.9	58.5 IoU \pm 0.5

being interpretable as the consecutive application of two linear layers: $(\Sigma_t V_t^T, 0)$ followed by (U_t, β) , possibly reducing the number of parameters from nm to $t(n + m)$. For a four-dimensional convolutional tensor $\theta \in \mathbb{R}^{n \times c \times d \times d}$, where c is the number of in-channels, n the number of convolutional filters, and d is the spatial size, we cannot directly construct the SVD. However, we follow an approach similar to those of Alvarez & Salzmann (2017) and Idelbayev & Carreira-Perpinán (2020), interpreting θ as a $(n \times cd^2)$ matrix, whose truncated SVD decomposition allows us to replace the layer by two consecutive convolutional layers, the first one having t filters, c channels and spatial size d , followed by n filters, t channels and spatial size of one.

A.2. Experimental setup and extended results

Table 2 shows the exact training configurations we used throughout all experiments, where we always relied on a linearly decaying learning rate, as suggested by Li et al. (2020b). In the following, we state the hyperparameter grids used as well as full tables and missing plots.

A.2.1. STRUCTURED FILTER PRUNING

CIFAR-10 Hyperparameter grids If not specified otherwise, we use weight decay values of $\{1e-4, 5e-4\}$ for all algorithms.

- SparseFW: We tune the fractional $k \in \{0.1, 0.2, 0.3\}$ and the multiplier $w \in \{10, 20, 30\}$ of the L_2 -diameter.
- SSL: We tune the the filter group penalty factor $\lambda \in \{1e-5, 5e-5, 1e-4, 5e-4, 1e-3, 5e-3\}$.
- GLT: We tune the the filter group penalty factor $\lambda \in \{1e-5, 5e-5, 1e-4, 5e-4, 1e-3, 5e-3\}$ and the lasso tradeoff between 0 and 0.5.
- ABFP: We tune the fractional $k \in \{0.1, 0.2, 0.3, 0.4\}$ and the filter group penalty factor $\lambda \in \{1e-5, 5e-5, 1e-4, 5e-4, 1e-3, 5e-3\}$.
- SFP: We tune the fractional $k \in \{0.5, 0.6, 0.7, 0.8\}$. Further, we found it beneficial to tune the epoch at which SFP starts the sparsification between $\{0, 10, 25\}$, since to early starts might result in a model collapse.

CIFAR-100 Hyperparameter grids If not specified otherwise, we use weight decay values of $\{1e-4, 5e-4\}$ for all algorithms.

- SparseFW: We tune the fractional $k \in \{0.15, 0.2, 0.25, 0.3\}$ and the multiplier $w \in \{20, 30, 40\}$ of the L_2 -diameter.
- SSL: We tune the the filter group penalty factor $\lambda \in \{1e-5, 5e-5, 1e-4, 5e-4, 1e-3, 5e-3\}$.
- GLT: We tune the the filter group penalty factor $\lambda \in \{1e-4, 5e-4, 1e-3, 5e-3, 1e-2, 5e-3\}$ and the lasso tradeoff between 0 and 0.5.
- ABFP: We tune the fractional $k \in \{0.1, 0.2, 0.3\}$ and the filter group penalty factor $\lambda \in \{1e-5, 5e-5, 1e-4, 5e-4, 1e-3, 5e-3\}$.

Table 3: ResNet-18 on CIFAR-10: Comparison of Filter Pruning approaches. For each sparsity we indicate the achieved test accuracy after pruning averaged over all random seeds including standard deviation.

Method	Sparsity			
	60%	70%	80%	90%
Baseline	60.32 \pm 0.18	32.83 \pm 0.52	14.49 \pm 4.68	10.92 \pm 0.20
SparseFW	90.72 \pm 0.09	90.39 \pm 0.16	87.51 \pm 0.44	35.15 \pm 1.30
SSL	91.26 \pm 0.13	87.13 \pm 1.72	63.66 \pm 0.36	16.25 \pm 1.24
GLT	68.54 \pm 6.12	45.42 \pm 6.99	21.03 \pm 3.69	9.36 \pm 0.22
ABFP	91.45 \pm 0.49	91.43 \pm 0.52	91.17 \pm 0.42	28.91 \pm 0.71
SFP	88.90 \pm 3.78	67.66 \pm 17.25	28.44 \pm 12.21	10.55 \pm 1.33

- **SFP**: We tune the fractional $k \in \{0.6, 0.7, 0.8, 0.9\}$. Further, we found it beneficial to tune the epoch at which SFP starts the sparsification between $\{0, 10, 25\}$, since to early starts might result in a model collapse.

TinyImagenet Hyperparameter grids If not specified otherwise, we use weight decay values of $\{1e-4, 5e-4\}$ for all algorithms.

- **SparseFW**: We tune the fractional $k \in \{0.15, 0.2, 0.25, 0.3\}$ and the multiplier $w \in \{20, 30, 40\}$ of the L_2 -diameter.
- **SSL**: We tune the the filter group penalty factor $\lambda \in \{1e-5, 5e-5, 1e-4, 5e-4, 1e-3, 5e-3\}$.
- **GLT**: We tune the the filter group penalty factor $\lambda \in \{1e-4, 5e-4, 1e-3, 5e-3, 1e-2, 5e-3\}$ and the lasso tradeoff between 0 and 0.5.
- **ABFP**: We tune the fractional $k \in \{0.1, 0.2, 0.3\}$ and the filter group penalty factor $\lambda \in \{1e-5, 5e-5, 1e-4, 5e-4, 1e-3, 5e-3\}$.
- **SFP**: We tune the fractional $k \in \{0.6, 0.7, 0.75, 0.8, 0.85, 0.9\}$. Further, we found it beneficial to tune the epoch at which SFP starts the sparsification between $\{0, 20, 50\}$, since to early starts might result in a model collapse.

Imagenet Hyperparameter grids If not specified otherwise, we use weight decay values of $\{1e-4\}$ for all algorithms.

- **SparseFW**: We tune the fractional $k \in \{0.15, 0.2, 0.25, 0.3, 0.35\}$ and the multiplier $w \in \{20, 25, 30, 35\}$ of the L_2 -diameter.
- **SSL**: We tune the the filter group penalty factor $\lambda \in \{1e-5, 5e-5, 1e-4, 5e-4, 1e-3, 5e-3\}$.
- **GLT**: We tune the the filter group penalty factor $\lambda \in \{1e-4, 5e-4, 1e-3, 5e-3, 1e-2, 5e-3\}$ and the lasso tradeoff between 0 and 0.5.
- **ABFP**: We tune the fractional $k \in \{0.1, 0.2, 0.3\}$ and the filter group penalty factor $\lambda \in \{1e-5, 5e-5, 1e-4, 5e-4, 1e-3, 5e-3\}$.
- **SFP**: We tune the fractional $k \in \{0.6, 0.7, 0.75, 0.8, 0.85, 0.9\}$. Further, we found it beneficial to tune the epoch at which SFP starts the sparsification between $\{0, 20, 50\}$, since to early starts might result in a model collapse.

Table 4: WideResNet on CIFAR-100: Comparison of Filter Pruning approaches. For each sparsity we indicate the achieved test accuracy after pruning averaged over all random seeds including standard deviation.

Method	Sparsity			
	10%	20%	30%	40%
Baseline	71.78 \pm 2.29	65.30 \pm 2.82	51.33 \pm 0.34	35.00 \pm 2.59
SparseFW	72.21 \pm 0.30	72.24 \pm 0.29	72.20 \pm 0.23	71.23 \pm 0.18
SSL	72.10 \pm 1.20	67.51 \pm 0.25	59.26 \pm 0.77	42.18 \pm 2.67
GLT	74.08 \pm 0.87	69.37 \pm 1.54	54.43 \pm 4.77	28.19 \pm 6.30
ABFP	71.49 \pm 0.12	71.50 \pm 0.17	71.53 \pm 0.11	71.51 \pm 0.13
SFP	73.45 \pm 0.35	73.47 \pm 0.34	73.05 \pm 0.04	63.82 \pm 2.14

Table 5: ResNet-50 on TinyImagenet: Comparison of Filter Pruning approaches. For each sparsity we indicate the achieved test accuracy after pruning averaged over all random seeds including standard deviation.

Method	Sparsity					
	10%	20%	30%	40%	50%	60%
Baseline	62.20 \pm 0.26	57.44 \pm 0.04	49.69 \pm 0.47	39.63 \pm 0.69	26.75 \pm 1.32	13.04 \pm 0.46
SparseFW	62.49 \pm 0.15	62.51 \pm 0.03	62.34 \pm 0.13	61.84 \pm 0.22	60.98 \pm 0.03	58.01 \pm 0.41
SSL	60.44 \pm 0.37	58.86 \pm 0.59	56.58 \pm 1.46	53.06 \pm 2.28	46.82 \pm 2.69	36.79 \pm 2.11
GLT	60.71 \pm 0.46	57.47 \pm 1.09	51.75 \pm 0.52	42.96 \pm 1.36	30.09 \pm 1.17	14.86 \pm 1.21
SFP	62.06 \pm 0.38	62.07 \pm 0.37	62.06 \pm 0.37	62.06 \pm 0.37	49.31 \pm 1.33	26.76 \pm 2.22
ABFP	60.28 \pm 0.63	60.31 \pm 0.69	60.28 \pm 0.58	60.20 \pm 0.59	60.20 \pm 0.49	59.99 \pm 0.55

Table 6: ResNet-50 on Imagenet: Comparison of Filter Pruning approaches. For each sparsity we indicate the achieved test accuracy after pruning averaged over all random seeds including standard deviation.

Method	Sparsity			
	10%	20%	30%	40%
Baseline	65.37 \pm 0.25	37.78 \pm 1.46	7.33 \pm 0.48	0.65 \pm 0.04
SparseFW	70.50 \pm 0.19	69.28 \pm 0.00	66.03 \pm 0.26	58.95 \pm 0.67
SSL	70.73 \pm 0.08	60.05 \pm 0.19	32.08 \pm 0.35	9.58 \pm 0.30
GLT	72.93 \pm 0.20	63.39 \pm 1.98	41.80 \pm 0.36	14.53 \pm 1.94
SFP	70.69 \pm 0.07	69.97 \pm 0.38	69.28 \pm 0.89	17.92 \pm 7.73
ABFP	70.54 \pm 0.23	69.33 \pm 0.33	66.29 \pm 1.56	59.27 \pm 0.39

A.2.2. UNSTRUCTURED WEIGHT PRUNING

CIFAR-10 Hyperparameter grids For both the k -sparse polytope as well as k -support norm ball, we tune the fractional $k \in \{0.1, 0.2, 0.3, 0.4, 0.5\}$ and the multiplier $w \in \{10, 20, 30, 40, 50\}$.

Figure 6 compares the two feasible regions in an even larger hyperparameter search. The rows correspond to the k -sparse polytope (above) and k -support norm ball (below), respectively. The left column shows a heatmap of the test accuracy before pruning. While both approaches lead to well performing models for a wide range of hyperparameter configurations (indicated as the radius multiplier w on the x -axis and k on the y -axis), the k -support norm ball reaches higher results and converges properly for all configurations at stake. The k -sparse polytope approach fails to yield adequately trained dense models when the radius is relatively small but k becomes larger, which is counter-intuitive, since larger k allows a larger fraction of the parameters to be activated. The right column shows the corresponding heatmap of the test accuracy right after pruning. Clearly, the proposed approach is robust to pruning for a wider hyperparameter range.

Miao et al. (2022) showed that SFW (with k -sparse polytope constraints) outperforms SGD with weight decay, which in turn clearly, and unsurprisingly, outperforms the SFW-based approach when it is allowed to retrain. Our experiments indicate that while being less robust to pruning, SGD is able to reach on-par or better results after retraining, even when SFW is allowed to be retrained for the same amount of time. Leaving the domain of compression-aware training, this raises a more general question: in the case that retraining is not prohibited, is it beneficial to aim for robustness at pruning when trying to maximize the post-retraining accuracy?

Figure 7 illustrates an experiment where we investigate this exact question by performing One-Shot IMP (Han et al., 2015) to a sparsity of 95% and retraining for 10 epochs using LLR (Zimmer et al., 2023). We tuned both the weight decay for regular retraining as well as the weight decay for the retraining phase. Non surprisingly, there is a weight decay sweet spot when it comes to maximizing the pre-pruning accuracy (left). The middle plot shows that higher weight decay typically leads to more robustness to pruning, however a too large weight decay hinders convergence of the dense model and might lower the performance after pruning. Surprisingly however, as depicted in the right plot showing the test accuracy after retraining, the optimal parameter configuration is the one that leads to the highest accuracy before pruning, which is also the least robust to pruning. This aligns with previous findings of Bartoldson et al. (2020), who question the strive for pruning stability when retraining is not prohibitive.

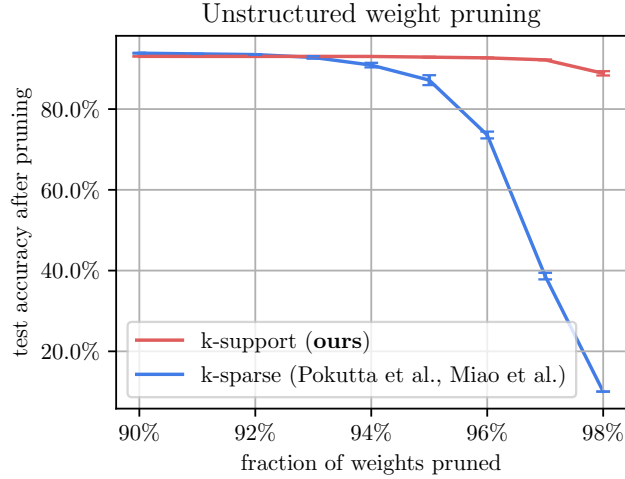


Figure 5: ResNet-18 on CIFAR-10: Accuracy-vs.-sparsity tradeoff curves for unstructured weight pruning comparing our approach to the existing k -sparse approach.

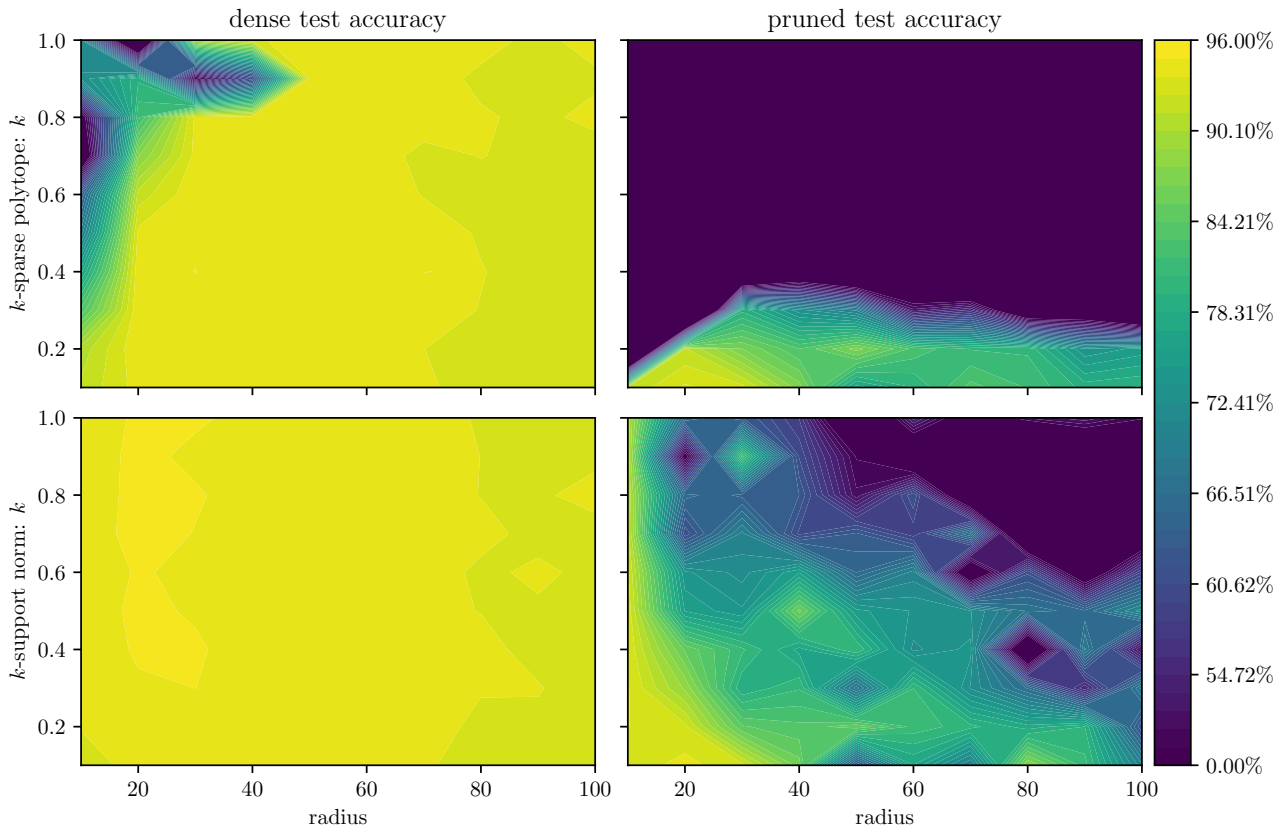


Figure 6: ResNet-18 on CIFAR-10: Contour plot when performing a large hyperparameter search over the radius and k of the feasible regions, where the first row corresponds to the k -sparse polytope and the second one corresponds to the k -support norm ball. The left column shows the test accuracy before pruning, while the right column shows the test accuracy after pruning. The k -support norm approach leads to better performing dense models given the hyperparameter search at stake, which in turn are more stable to pruning.

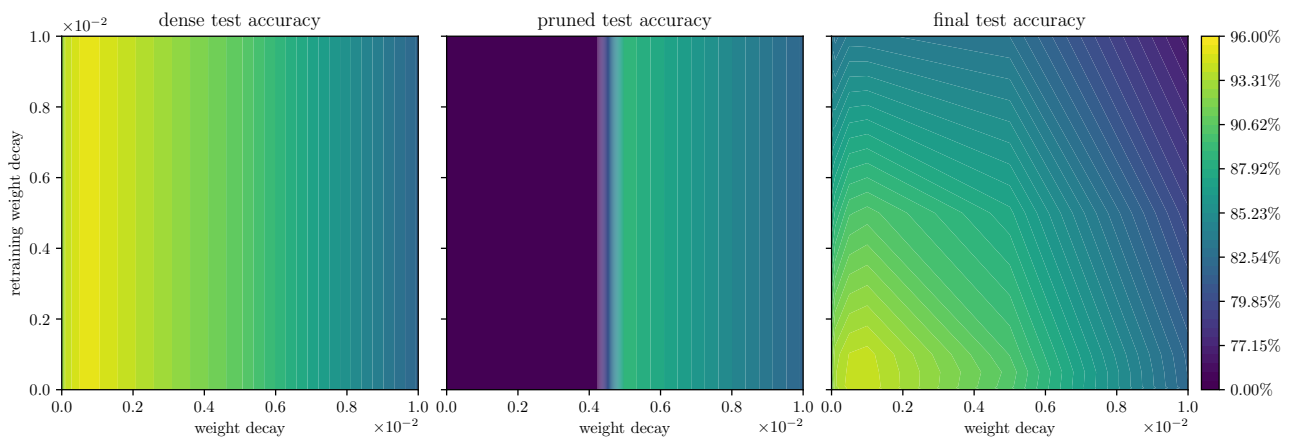


Figure 7: ResNet-18 on CIFAR-10: Test accuracy heatmap before pruning (left), after pruning (middle) and after retraining (right) when training SGD and applying One-Shot pruning, tuning both the weight decay during training (x -axis) as well as during retraining (y -axis).

A.2.3. LOW-RANK MATRIX DECOMPOSITION

CIFAR-10 Hyperparameter grids If not specified otherwise, we use weight decay values of $\{1e-4, 5e-4\}$ for all algorithms.

- SparseFW: We tune the fractional $k \in \{0.1, 0.15, 0.2, 0.25, 0.3\}$ and the multiplier $w \in \{20, 30, 50\}$ of the L_2 -diameter.
- NUC: We tune the nuclear norm penalty factor $\lambda \in \{1e-5, 5e-5, 1e-4, 5e-4, 1e-3, 8e-3, 5e-3, 1e-2, 5e-2\}$.
- SVDEnergy: We tune the nuclear norm thresholding $\lambda \in \{1e-2, 5e-2, 1e-1, 3e-1, 5e-1, 7e-1, 9e-1, 1e-0, 5e-0\}$.
- FR: We tune the force regularization penalty factor $\lambda \in \{1e-5, 5e-5, 1e-4, 5e-4, 1e-3, 8e-3, 5e-3, 1e-2, 5e-2\}$.
- TRP: We tune the nuclear norm penalty factor $\lambda \in \{0, 1e-4, 5e-4, 1e-3\}$ and use singular value threshold values of $\{2e-2, 5e-2\}$. The reparameterization using the truncated SVD is applied after each epoch except the last.

CIFAR-100 Hyperparameter grids If not specified otherwise, we use weight decay values of $\{1e-4, 5e-4\}$ for all algorithms.

- SparseFW: We tune the fractional $k \in \{0.1, 0.15, 0.2, 0.25, 0.3\}$ and the multiplier $w \in \{20, 30, 50\}$ of the L_2 -diameter.
- NUC: We tune the nuclear norm penalty factor $\lambda \in \{1e-6, 5e-6, 1e-5, 5e-5, 1e-4, 5e-4, 1e-3, 5e-3, 1e-2, 5e-2\}$.
- SVDEnergy: We tune the nuclear norm thresholding $\lambda \in \{1e-2, 5e-2, 1e-1, 3e-1, 5e-1, 7e-1, 9e-1, 1e-0, 5e-0\}$ and varied the weight decay in $\{1e-4, 2e-4, 5e-4\}$.
- FR: We tune the force regularization penalty factor $\lambda \in \{1e-5, 5e-5, 1e-4, 5e-4, 1e-3, 8e-3, 5e-3, 1e-2, 5e-2\}$.
- TRP: We tune the nuclear norm penalty factor $\lambda \in \{1e-5, 5e-5, 1e-4, 5e-4, 1e-3, 5e-3\}$ and use singular value threshold values of $\{1e-1, 2e-1\}$. The reparameterization using the truncated SVD is applied after each epoch except the last.

TinyImageNet Hyperparameter grids If not specified otherwise, we use weight decay values of $\{1e-4, 5e-4\}$ for all algorithms.

- SparseFW: We tune the fractional $k \in \{0.1, 0.15, 0.2, 0.25, 0.3\}$ and the multiplier $w \in \{20, 30, 50\}$ of the L_2 -diameter.
- NUC: We tune the nuclear norm penalty factor $\lambda \in \{1e-6, 5e-6, 1e-5, 5e-5, 1e-4, 5e-4, 1e-3, 5e-3\}$.
- SVDEnergy: We tune the nuclear norm thresholding $\lambda \in \{1e-2, 5e-2, 1e-1, 5e-1, 1e-0, 5e-0\}$.
- FR: We tune the force regularization penalty factor $\lambda \in \{1e-5, 5e-5, 1e-4, 5e-4, 1e-3, 8e-3, 5e-3, 1e-2, 5e-2\}$.
- TRP: We tune the nuclear norm penalty factor $\lambda \in \{0, 1e-5, 5e-5, 1e-4, 5e-4\}$ and use singular value threshold values of $\{1e-1, 2e-1\}$. The reparameterization using the truncated SVD is applied after each epoch except the last.

ImageNet Hyperparameter grids If not specified otherwise, we use weight decay values of $\{1e-4\}$ for all algorithms.

- SparseFW: We tune the fractional $k \in \{0.1, 0.2, 0.3\}$ and the multiplier $w \in \{20, 30, 50\}$ of the L_2 -diameter.
- NUC: We tune the nuclear norm penalty factor $\lambda \in \{1e-5, 5e-5, 1e-4, 5e-4, 1e-3, 5e-3\}$.
- SVDEnergy: We tune the nuclear norm thresholding $\lambda \in \{1e-2, 5e-2, 1e-1, 5e-1, 1e-0, 5e-0\}$.
- FR: We tune the force regularization penalty factor $\lambda \in \{1e-5, 5e-5, 1e-4, 5e-4, 1e-3, 8e-3, 5e-3, 1e-2\}$.
- TRP: We tune the nuclear norm penalty factor $\lambda \in \{0, 1e-4, 5e-4, 1e-3, 5e-3\}$ and use singular value threshold values of $\{1e-1, 2e-1\}$. The reparameterization using the truncated SVD is applied after each epoch except the last.

Table 7: ResNet-18 on CIFAR-10: Comparison of approaches for encouraging low-rank matrices throughout training. The second column indicates the images-per-second throughput throughout training, where higher throughput corresponds to higher efficiency.

Method	# img/s	Sparsity					
		40%	50%	60%	70%	80%	90%
Baseline	5664	93.19 ±0.23	93.02 ±0.13	91.66 ±0.17	89.95 ±0.14	82.07 ±1.41	53.07 ±1.98
SparseFW	1156	92.19 ±0.11	92.12 ±0.21	92.14 ±0.23	91.96 ±0.22	90.72 ±0.05	74.94 ±2.40
NUC	566	92.56 ±0.18	92.48 ±0.27	92.59 ±0.17	92.45 ±0.33	89.82 ±0.07	64.83 ±1.16
SVDenergy	493	92.75 ±0.81	92.62 ±0.64	92.48 ±0.30	91.68 ±0.42	87.99 ±2.18	65.23 ±8.99
FR	4397	94.75 ±0.03	94.46 ±0.01	94.02 ±0.05	92.54 ±0.32	85.39 ±0.43	56.94 ±4.11
TRP	565	92.59 ±0.47	92.68 ±0.37	92.59 ±0.38	92.01 ±0.52	89.05 ±1.97	61.85 ±1.77

Table 8: WideResNet on CIFAR-100: Comparison of approaches for encouraging low-rank matrices throughout training. The second column indicates the images-per-second throughput throughout training, where higher throughput corresponds to higher efficiency.

Method	# img/s	Sparsity					
		30 %	40%	50%	60%	70%	80%
Baseline	1197	75.57 ±0.10	74.28 ±2.59	73.52 ±0.95	64.67 ±11.12	56.04 ±2.24	10.97 ±8.29
SparseFW	372	75.53 ±0.18	75.69 ±0.04	75.75 ±0.08	75.37 ±0.40	75.30 ±0.10	73.28 ±2.02
NUC	204	75.96 ±0.29	74.86 ±1.53	72.35 ±0.48	68.57 ±4.95	55.97 ±2.80	5.40 ±2.12
SVDenergy	174	75.69 ±0.95	75.14 ±0.18	74.11 ±0.81	66.76 ±4.41	55.40 ±3.04	30.82 ±26.87
FR	1140	73.14 ±1.17	70.52 ±0.58	69.69 ±0.18	60.52 ±3.34	46.86 ±9.03	5.30 ±3.22
TRP	199	74.34 ±0.62	72.80 ±0.29	71.40 ±0.95	64.96 ±1.77	47.74 ±8.07	12.56 ±1.25

CityScapes Hyperparameter grids If not specified otherwise, we use weight decay values of $\{1e-4, 1e-5\}$ for all algorithms.

- SparseFW: We tune the fractional $k \in \{0.1, 0.2, 0.3\}$ and the multiplier $w \in \{20, 30, 50\}$ of the L_2 -diameter.
- NUC: We tune the nuclear norm penalty factor $\lambda \in \{1e-5, 5e-5, 1e-4, 5e-4, 1e-3, 5e-3\}$.
- SVDenergy: We tune the nuclear norm thresholding $\lambda \in \{1e-6, 5e-6, 1e-5, 5e-5, 1e-2, 5e-2, 1e-1, 5e-1, 1e-0, 5e-0\}$.
- FR: We tune the force regularization penalty factor $\lambda \in \{1e-5, 5e-5, 1e-4, 5e-4, 1e-3, 8e-3, 5e-3, 1e-2\}$.
- TRP: We tune the nuclear norm penalty factor $\lambda \in \{0, 1e-5, 5e-5, 1e-4, 5e-4\}$ and use singular value threshold values of $\{1e-1, 2e-1\}$. The reparameterization using the truncated SVD is applied after each epoch except the last.

Table 9: ResNet-50 on TinyImagenet: Comparison of approaches for encouraging low-rank matrices throughout training. The second column indicates the images-per-second throughput throughout training, where higher throughput corresponds to higher efficiency.

Method	# img/s	Sparsity				
		70 %	75%	80%	85%	90%
Baseline	756	62.90 \pm 0.66	61.17 \pm 1.41	56.53 \pm 1.02	46.01 \pm 1.76	19.94 \pm 0.21
SparseFW	338	61.58 \pm 0.02	61.41 \pm 0.07	61.00 \pm 0.01	59.94 \pm 0.18	54.87 \pm 0.14
NUC	160	61.98 \pm 1.05	61.11 \pm 1.18	58.44 \pm 1.19	50.89 \pm 1.11	26.20 \pm 2.40
SVDEnergy	98	60.94 \pm 0.46	59.91 \pm 0.45	58.25 \pm 0.83	51.59 \pm 0.67	27.34 \pm 7.00
FR	742	63.14 \pm 1.24	61.61 \pm 1.15	58.07 \pm 1.73	47.24 \pm 0.88	22.98 \pm 1.60
TRP	159	61.72 \pm 0.43	60.24 \pm 0.71	58.01 \pm 0.01	50.02 \pm 1.03	27.32 \pm 2.49

Table 10: ResNet-50 on Imagenet: Comparison of approaches for encouraging low-rank matrices throughout training. The second column indicates the images-per-second throughput throughout training, where higher throughput corresponds to higher efficiency.

Method	# img/s	Sparsity				
		70 %	75%	80%	85%	90%
Baseline	1386	73.88 \pm 0.13	70.22 \pm 0.09	60.72 \pm 0.99	37.44 \pm 1.82	1.88 \pm 0.19
SparseFW	796	73.27 \pm 0.18	72.72 \pm 0.27	71.39 \pm 0.01	65.18 \pm 0.28	26.17 \pm 1.11
NUC	741	74.91 \pm 0.01	74.29 \pm 0.02	71.16 \pm 1.12	57.21 \pm 1.53	4.60 \pm 2.66
SVDEnergy	621	74.74 \pm 0.01	74.12 \pm 0.06	69.50 \pm 0.61	53.55 \pm 0.98	3.19 \pm 1.09
FR	1418	71.87 \pm 0.45	67.93 \pm 0.19	55.98 \pm 0.05	30.80 \pm 0.66	2.10 \pm 0.20
TRP	740	74.91 \pm 0.08	74.33 \pm 0.21	70.25 \pm 1.95	55.21 \pm 2.53	4.62 \pm 2.52

Table 11: PSPNet on CityScapes: Comparison of approaches for encouraging low-rank matrices throughout training. The second column indicates the images-per-second throughput throughout training, where higher throughput corresponds to higher efficiency.

Method	# img/s	Sparsity			
		20 %	30%	40%	50%
Baseline	38	52.47 \pm 0.14	47.31 \pm 0.67	42.95 \pm 0.48	35.56 \pm 0.51
SparseFW	11	52.95 \pm 0.45	49.70 \pm 0.78	46.63 \pm 0.61	38.11 \pm 0.28
NUC	7	51.68 \pm 0.12	47.67 \pm 0.03	42.40 \pm 0.42	37.28 \pm 0.25
SVDEnergy	5	51.76 \pm 0.35	46.82 \pm 0.28	42.81 \pm 0.33	36.47 \pm 0.09
FR	37	51.67 \pm 0.10	46.61 \pm 0.29	41.60 \pm 0.34	35.29 \pm 0.11
TRP	7	51.82 \pm 0.91	47.96 \pm 1.32	42.18 \pm 0.22	37.54 \pm 0.43

A.3. The dynamics of gradient rescaling

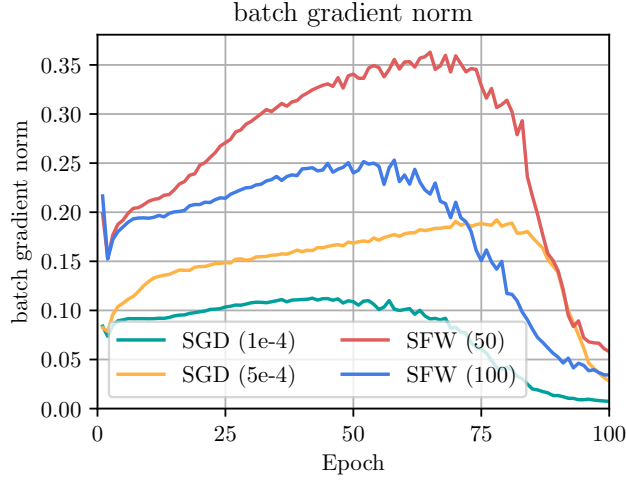


Figure 8: ResNet-18 on CIFAR-10: The evolution of the batch gradient norm $\|\nabla_t\|$ when training SFW for different values of k and SGD for two weight decay strengths. The metric is averaged with respect to two random seeds and over all iterations within one epoch.

A.4. Proofs of LMO constructions

In the following, we state the missing proof of the k -support norm LMO (being a special case of the group- k -support norm) and Lemma 3.1.

Lemma A.1. Given ∇_t , let $v_t \in \mathcal{C}_k(\tau) = \text{conv}\{v \mid \|v\|_0 \leq k, \|v\|_2 \leq \tau\}$ such that

$$[v_t]_i = \begin{cases} -\tau[\nabla_t]_i / \|\nabla_t^{\text{top}_k}\|_2 & \text{if } i \in \text{top}_k(|\nabla_t|), \\ 0 & \text{otherwise,} \end{cases}$$

where $\nabla_t^{\text{top}_k}$ is the vector obtained by setting to zero all $n - k$ entries $[\nabla_t]_j$ of ∇_t with $j \notin \text{top}_k(|\nabla_t|)$. Then $v_t \in \arg \min_{v \in \mathcal{C}_k(\tau)} \langle v, \nabla_t \rangle$ is a solution to Equation (2).

Proof. By construction, all vertices v of $\mathcal{C}_k(\tau)$ satisfy $\|v\|_2 = \tau$ and are k -Sparse, i.e., $\|v\|_0 \leq k$. Note that being k -Sparse includes cases where more than $n - k$ entries are zero. The minimum of Equation (2) is attained at one such v . Further recall the following reformulation of the euclidean inner product:

$$\langle v, \nabla_t \rangle = \|v\|_2 \|\nabla_t\|_2 \cos(\angle(v, \nabla_t)) = \tau \|\nabla_t\|_2 \cos(\angle(v, \nabla_t)), \quad (8)$$

where $\angle(v, \nabla_t)$ denotes the angle between v and ∇_t . This term is minimized as soon as the angle between v and ∇_t is maximal. If v was not required to be k -Sparse, i.e., v would be allowed to lie anywhere on the border of $B_2(\tau)$, the solution would clearly be given by $-\tau \nabla_t / \|\nabla_t\|_2$. However, since v is k -Sparse, the vector maximizing the angle to ∇_t is the one that is closest to $-\tau \nabla_t / \|\nabla_t\|_2$ but is k -Sparse at the same time. This is exactly the one claimed. \square

Lemma A.2. Given $\nabla_t \in \mathbb{R}^{n \times m}$, let $\mathcal{W}_t \in \mathcal{C}_k^\sigma(\tau)$ such that

$$\mathcal{W}_t = \frac{-\tau}{\|\sigma(\Sigma_k)\|_2} U_k \Sigma_k V_k^T,$$

where $U_k \Sigma_k V_k^T$ is the truncated SVD of ∇_t such that only the k largest singular values are kept. Then $\mathcal{W}_t \in \arg \min_{v \in \mathcal{C}_k^\sigma(\tau)} \langle v, \nabla_t \rangle$ is a solution to Equation (2).

Proof. Recall that

$$\mathcal{C}_k^\sigma(\tau) = \text{conv}\{\mathcal{W} \in \mathbb{R}^{n \times m} \mid \text{rank}(\mathcal{W}) \leq k, \|\sigma(\mathcal{W})\|_2 \leq \tau\}.$$

Let \mathcal{W} be some minimizer. Note that rescaling a matrix by a scalar has no effect on its rank. Let us hence assume that $\|\sigma(\mathcal{W})\|_2 = \alpha$ for some $\alpha > 0$ and characterize $\mathcal{W} \in \arg \min_{\text{rank}(v) \leq k} \langle v, \nabla_t \rangle$. Again, we have

$$\langle \mathcal{W}, \nabla_t \rangle_F = \langle \overleftarrow{\mathcal{W}}, \overleftarrow{\nabla}_t \rangle_2 = \alpha \|\overleftarrow{\nabla}_t\|_2 \cos(\angle(\overleftarrow{\mathcal{W}}, \overleftarrow{\nabla}_t)), \quad (9)$$

where \overleftarrow{x} is there vectorized form of matrix x . Since we can choose $\alpha \leq \tau$, this term is minimal as soon as the angle $\angle(\overleftarrow{\mathcal{W}}, \overleftarrow{\nabla}_t)$ is maximal, i.e. $\cos(\angle(\overleftarrow{\mathcal{W}}, \overleftarrow{\nabla}_t)) < 0$ and $\alpha = \tau$, where we use the same euclidean-geometric interpretation as in the proof for Lemma A.1 above. To obtain a maximal angle, we hence minimize the L_2 -distance between $-\overleftarrow{\mathcal{W}}$ and $\overleftarrow{\nabla}_t$ in compliance with the rank constraint. Since again $\|-\overleftarrow{\mathcal{W}} - \overleftarrow{\nabla}_t\|_2 = \|-\mathcal{W} - \nabla_t\|_F$, the Eckart–Young–Mirsky theorem yields the claim, where we rescale appropriately to meet the Schattenorm constraint. \square

A.5. Convergence of SFW with gradient rescaling

Before proving the convergence of SFW with gradient rescaling as stated informally in Theorem 4.1, we first recall some central definitions and assumptions.

A.5.1. SETTING

Let Ω be the set of training datapoints from which we sample uniformly at random. In Equation (1) we defined a unique loss function ℓ_i for each datapoint. In the following let $\ell(\theta, \omega_i) = \ell_i(\theta)$ for $\omega_i \in \Omega$. Similar to Reddi et al. (2016) and Pokutta et al. (2020), we define the SFW algorithm as follows, where the output θ_a is chosen uniformly at random from all iterates $\theta_0, \dots, \theta_{T-1}$.

Algorithm 1 Stochastic Frank–Wolfe (SFW)

Input: Initial parameters $\theta_0 \in \mathcal{C}$, learning rate $\eta_t \in [0, 1]$, batch size b_t , number of steps T .

Output: Iterate θ_a chosen uniformly at random from $\theta_0, \dots, \theta_{T-1}$

- 1: **for** $t = 0$ **to** $T - 1$ **do**
 - 2: sample i.i.d. $\omega_1^{(t)}, \dots, \omega_{b_t}^{(t)} \in \Omega$
 - 3: $\tilde{\nabla}L(\theta_t) \leftarrow \frac{1}{b_t} \sum_{j=1}^{b_t} \nabla \ell(\theta_t, \omega_j^{(t)})$
 - 4: $v_t \leftarrow \arg \min_{v \in \mathcal{C}} \langle \tilde{\nabla}L(\theta_t), v \rangle$
 - 5: $\theta_{t+1} \leftarrow \theta_t + \eta_t(v_t - \theta_t)$
 - 6: **end for**
-

Let us recall some definitions. We denote the globally optimal solution by θ^* and the *Frank–Wolfe Gap* at θ as

$$\mathcal{G}(\theta) = \max_{v \in \mathcal{C}} \langle v - \theta, -\nabla L(\theta) \rangle. \quad (10)$$

We will use the same assumptions as Reddi et al. (2016). First of all, let us assume that L is M -smooth, that is

$$\|\nabla L(x) - \nabla L(y)\| \leq M\|x - y\| \quad (11)$$

for all $x, y \in \mathcal{C}$, which implies the well-known inequality

$$L(x) \leq L(y) + \langle \nabla L(y), x - y \rangle + \frac{M}{2}\|x - y\|^2. \quad (12)$$

Further, we assume the function ℓ to be G -Lipschitz, that is for all $x \in \mathcal{C}$ and $\omega \in \Omega$ we have

$$\|\nabla \ell(x, \omega)\| \leq G. \quad (13)$$

A direct consequence is that the norm of the gradient estimator can be bounded as $\|\tilde{\nabla}L(\theta_t)\| \leq G$.

A.5.2. CONVERGENCE PROOF

The following well-established Lemma quantifies how closely $\tilde{\nabla}L(\theta)$ approximates $\nabla L(\theta)$. A proof can be found in Reddi et al. (2016).

Lemma A.3. *Let $\omega_1, \dots, \omega_b$ be i.i.d. samples in Ω , $\theta \in \mathcal{C}$ and $\tilde{\nabla}L(\theta) = \frac{1}{b} \sum_{j=1}^b \nabla \ell(\theta, \omega_j)$. If ℓ is G -Lipschitz, then*

$$\mathbb{E} \|\tilde{\nabla}L(\theta) - \nabla L(\theta)\| \leq \frac{G}{b^{1/2}}. \quad (14)$$

In the following, we denote the gradient estimator at iteration t as $\nabla_t := \tilde{\nabla}L(\theta_t)$ and the L_2 -diameter $\mathcal{D}(\mathcal{C})$ as D . Let $\beta \in \mathbb{R}$ satisfy

$$\beta \geq \frac{2h(\theta_0)}{MD^2}, \quad (15)$$

for some given initialization $\theta_0 \in \mathcal{C}$ of the parameters, where $h(\theta_0) = L(\theta_0) - L(\theta^*)$ denotes the optimality gap of θ_0 .

Theorem A.4. *For all $0 \leq t < T$, let $b_t = b = T$ and $\eta_t = \|\nabla_t\| \eta$ where $\eta = \left(\frac{h(\theta_0)}{TMD^2G^2\beta}\right)^{1/2}$. If θ_a is chosen uniformly at random from the SFW iterates $\{\theta_i : 0 \leq i < T\}$, then we have*

$$\mathbb{E} [\mathcal{G}(\theta_a) \cdot \|\nabla L(\theta_a)\|] \leq \frac{D}{\sqrt{T}} \left(\sqrt{h(\theta_0)MG^2\beta} + G^2 + \frac{MGD}{2\sqrt{2}} \right),$$

where \mathbb{E} denotes the expectation w.r.t. all the randomness present.

Proof. First of all notice that η_t is well defined: Using β as defined above we have

$$\eta \leq \left(\frac{1}{2TG^2}\right)^{1/2} = \frac{1}{G} \frac{1}{\sqrt{2T}} \quad (16)$$

and consequently we obtain $\eta_t = \|\nabla_t\| \eta \leq \frac{1}{\sqrt{2T}} \leq 1$ by using that $\|\nabla_t\| \leq G$. By M -smoothness of L we have

$$L(\theta_{t+1}) \leq L(\theta_t) + \langle \nabla L(\theta_t), \theta_{t+1} - \theta_t \rangle + \frac{M}{2} \|\theta_{t+1} - \theta_t\|^2.$$

Using the fact that $\theta_{t+1} = \theta_t + \eta_t(v_t - \theta_t)$ and that $\|v_t - \theta_t\| \leq D$, it follows that

$$L(\theta_{t+1}) \leq L(\theta_t) + \eta_t \langle \nabla L(\theta_t), v_t - \theta_t \rangle + \frac{MD^2\eta_t^2}{2}. \quad (17)$$

Now let

$$\hat{v}_t = \arg \min_{v \in \mathcal{C}} \langle \nabla L(\theta_t), v \rangle = \arg \max_{v \in \mathcal{C}} \langle -\nabla L(\theta_t), v \rangle \quad (18)$$

be the LMO solution if we knew the exact gradient at iterate θ_t , where $t = 0, \dots, T-1$. This minimizer is not part of the algorithm but is crucial in the subsequent analysis. Note that we have

$$\mathcal{G}(\theta_t) = \max_{v \in \mathcal{C}} \langle v - \theta_t, -\nabla L(\theta_t) \rangle = \langle \hat{v}_t - \theta_t, -\nabla L(\theta_t) \rangle. \quad (19)$$

Continuing from Equation (17), we therefore have

$$\begin{aligned} L(\theta_{t+1}) &\leq L(\theta_t) + \eta_t \langle \tilde{\nabla}L(\theta_t), v_t - \theta_t \rangle + \eta_t \langle \nabla L(\theta_t) - \tilde{\nabla}L(\theta_t), v_t - \theta_t \rangle + \frac{MD^2\eta_t^2}{2} \\ &\leq L(\theta_t) + \eta_t \langle \tilde{\nabla}L(\theta_t), \hat{v}_t - \theta_t \rangle + \eta_t \langle \nabla L(\theta_t) - \tilde{\nabla}L(\theta_t), v_t - \theta_t \rangle + \frac{MD^2\eta_t^2}{2} \\ &= L(\theta_t) + \eta_t \langle \nabla L(\theta_t), \hat{v}_t - \theta_t \rangle + \eta_t \langle \nabla L(\theta_t) - \tilde{\nabla}L(\theta_t), v_t - \hat{v}_t \rangle + \frac{MD^2\eta_t^2}{2} \\ &= L(\theta_t) - \eta_t \mathcal{G}(\theta_t) + \eta_t \langle \nabla L(\theta_t) - \tilde{\nabla}L(\theta_t), v_t - \hat{v}_t \rangle + \frac{MD^2\eta_t^2}{2}, \end{aligned}$$

where the first inequality is just a reformulation of Equation (17) and the second one is due to the minimality of v_t . Applying Cauchy–Schwarz and using the fact that the diameter of \mathcal{C} is D , we therefore have

$$L(\theta_{t+1}) \leq L(\theta_t) - \eta_t \mathcal{G}(\theta_t) + \eta_t D \|\nabla L(\theta_t) - \tilde{\nabla} L(\theta_t)\| + \frac{MD^2\eta_t^2}{2}. \quad (20)$$

Now note that $\eta_t = \|\nabla_t\|\eta \leq G\eta$, yielding

$$L(\theta_{t+1}) \leq L(\theta_t) - \eta_t \mathcal{G}(\theta_t) + \eta_t GD \|\nabla L(\theta_t) - \tilde{\nabla} L(\theta_t)\| + \frac{MD^2G^2\eta^2}{2}. \quad (21)$$

Let $\theta_{0:t}$ denote the sequence $\theta_0, \dots, \theta_t$. Taking expectations and applying Lemma A.3, we get

$$\mathbb{E}_{\theta_{0:t+1}} L(\theta_{t+1}) \leq \mathbb{E}_{\theta_{0:t+1}} L(\theta_t) - \mathbb{E}_{\theta_{0:t+1}} [\eta_t \mathcal{G}(\theta_t)] + \frac{DG^2\eta}{b^{1/2}} + \frac{MD^2G^2\eta^2}{2}. \quad (22)$$

By rearranging and summing over $t = 0, \dots, T-1$, we get the upper bound

$$\begin{aligned} \sum_{t=0}^{T-1} \mathbb{E}_{\theta_{0:t+1}} [\eta_t \mathcal{G}(\theta_t)] &\leq L(\theta_0) - \mathbb{E}_{\theta_{0:T}} L(\theta_T) + \frac{T DG^2 \eta}{b^{1/2}} + \frac{T MD^2 G^2 \eta^2}{2} \\ &\leq L(\theta_0) - L(\theta^*) + \frac{T DG^2 \eta}{b^{1/2}} + \frac{T MD^2 G^2 \eta^2}{2}. \end{aligned} \quad (23)$$

Now fix t and apply the law of total expectation to reformulate

$$\mathbb{E}_{\theta_{0:t+1}} [\eta_t \mathcal{G}(\theta_t)] = \mathbb{E}_{\theta_{0:t}} \mathbb{E}_{\theta_{0:t+1}} [\eta_t \mathcal{G}(\theta_t) \mid \theta_{0:t}] = \mathbb{E}_{\theta_{0:t}} [\mathcal{G}(\theta_t) \eta \cdot \mathbb{E}_{\theta_{0:t+1}} [\|\nabla_t\| \mid \theta_{0:t}]], \quad (24)$$

where we exploited that once $\theta_{0:t}$ is available, $\mathcal{G}(\theta_t)$ is not subject to randomness anymore. The expected norm of the gradient estimator given θ_t depends only on the uniform selection of samples, allowing us to exploit the unbiasedness of the estimator as well as the convexity of the norm $\|\cdot\|$ using Jensen's inequality as follows:

$$\mathbb{E}_{\theta_{0:t+1}} [\|\nabla_t\| \mid \theta_{0:t}] = \mathbb{E}_{\omega} [\|\nabla_t\| \mid \theta_{0:t}] \quad (25)$$

$$\geq \|\mathbb{E}_{\omega} [\nabla_t \mid \theta_{0:t}]\| \quad (26)$$

$$= \left\| \frac{1}{b} \sum_{j=1}^b \mathbb{E}_{\omega_j} \nabla \ell(\theta_t, \omega_j) \right\| \quad (27)$$

$$= \|\nabla L(\theta_t)\|. \quad (28)$$

Combining this with Equation (23), we obtain

$$\eta \sum_{t=0}^{T-1} \mathbb{E}_{\theta_{0:t}} [\mathcal{G}(\theta_t) \cdot \|\nabla L(\theta_t)\|] \leq h(\theta_0) + \frac{T DG^2 \eta}{b^{1/2}} + \frac{T MD^2 G^2 \eta^2}{2}. \quad (29)$$

Using the definition of θ_a , being a uniformly at random chosen iterate from $\theta_0, \dots, \theta_{T-1}$, we conclude the proof with the following inequality.

$$\mathbb{E} [\mathcal{G}(\theta_a) \cdot \|\nabla L(\theta_a)\|] \leq \frac{h(\theta_0)}{T\eta} + \frac{DG^2}{b^{1/2}} + \frac{MD^2G^2\eta}{2} \quad (30)$$

$$\leq \frac{D}{\sqrt{T}} \left(\sqrt{h(\theta_0)MG^2\beta} + G^2 + \frac{MGD}{2\sqrt{2}} \right) \quad (31)$$

□