

Theory of giant diode effect in d -wave superconductor junctions on the surface of topological insulator

Yukio Tanaka¹, Bo Lu², and Naoto Nagaosa^{3,4}

¹*Department of Applied Physics, Nagoya University, Nagoya, 464-8603, Japan*

²*Center for Joint Quantum Studies and Department of Physics,
Tianjin University, Tianjin 300072, China*

³*Center for Emergent Matter Science (CEMS),
RIKEN, Wako, Saitama 351-0198, Japan*

⁴*Department of Applied Physics, The University of Tokyo, Tokyo 113-8656, Japan*

(Dated: December 20, 2022)

Abstract

Nonreciprocal responses of noncentrosymmetric quantum materials attract recent intensive interests, which is essential for the rectification function in diodes. A recent breakthrough is the discovery of superconducting diode effect. The principle to enlarge rectification effect is highly desired to guide the design of superconducting diode. Here, we study theoretically the Josephson junction S/FI/S (S: d -wave superconductor, FI: ferromagnetic insulator) on the surface of a topological insulator (TI). The simultaneous existence of $\sin \varphi$, $\cos \varphi$ and $\sin 2\varphi$ terms with almost the same order in Josephson current $I(\varphi)$ is essential to get larger values of Q factor given by $Q = (I_c^+ - |I_c^-|) / (I_c^+ + |I_c^-|)$ with $I_c^+ = \max(I(\varphi))$ and the negative one I_c^- for macroscopic phase difference φ of two superconductors on TI. We find that it can show a very large diode effect by tuning the crystal axes of d -wave superconductors and the magnetization of FI. The difference of the maximum Josephson currents I_c 's between the positive and negative directions can be about factor 2, where the current-phase relation is modified largely from the conventional one. The relevance of the zero energy Andreev bound states as Majorana bound states at the interface is also revealed. This result can pave a way to realize an efficient superconducting diode with low energy cost.

I. INTRODUCTION

Nonreciprocal responses become hot topics in condensed matter physics now [1]. It is generally expected that the response to the external field is different from that of the field in the opposite direction in the presence of broken inversion symmetry \mathcal{P} . When the flow of electrons, i.e., current, is concerned, the reversal of the arrow of time, i.e., the time-reversal symmetry \mathcal{T} is also relevant, and it often happens that the nonreciprocal transport occurs when both \mathcal{P} and \mathcal{T} are broken simultaneously although only \mathcal{P} breaking is enough in some cases. In the normal state of the conductor, the typical energy scale is the Fermi energy of the order of eV , which is large compared with the spin-orbit interaction and Zeeman energy due to the external magnetic field, both of which are needed to introduce the asymmetry of the energy band dispersion $\varepsilon_n(k)$ between k and $-k$. Therefore, the value of γ , which characterizes the strength of the nonreciprocal resistivity in the empirical expression

$$\rho(I) = \rho_0(1 + \gamma IB), \quad (\text{I.1})$$

is usually very small typically of the order of $\sim 10^{-3} - 10^{-1} \text{A}^{-1} \text{T}^{-1}$ [2–5]. Here ρ_0 is the linear resistivity without a magnetic field, I is current, and B is the magnetic field. This phenomenon is called magneto-chiral anisotropy (MCA). It has been reported that γ reaches the order of $1 \text{A}^{-1} \text{T}^{-1}$ in BiTeBr, which shows a gigantic bulk Rashba splitting [6]. MCA can occur also in superconductors, where the resistivity is finite above the transition temperature or due to the vortices [7]. Especially, the noncentrosymmetric two-dimensional superconductors have been studied from this viewpoint, and the very large γ -values $\sim 10^3 - 10^4 \text{A}^{-1} \text{T}^{-1}$ compared with the normal state are realized there [8]. It is interpreted as the replacement of the energy denominator from the Fermi energy to the superconducting gap energy, corresponding to the difference between the fermionic and bosonic transport. Some other superconductors are reported to show MCA [9, 10].

The nonreciprocal response can be also defined without the resistivity expressed in eq.(I.1). Instead, the critical current I_c can depend on the direction of the current. In ref.[11], this nonreciprocal I_c was observed in an artificial superlattice $[\text{Nb}/\text{V}/\text{Ta}]_n$ under an external magnetic field. The difference between the magnitudes of the critical currents in the opposite directions $\Delta I_c = I_c^+ - |I_c^-|$ is typically 0.2mA while $I_c^+ (|I_c^-|) \cong 6\text{mA}$, which indicates that the magnitude of the nonreciprocity is of the order of a few %. Later, there are several experiments which report the larger magnitude of the nonreciprocity [12–15]. On the

other hand, theories of nonreciprocal critical current, i.e., ΔI_c , have been developed recently [16–24]. Compared with bulk transport in superconductors, the Josephson junction might show the much larger diode effect, because the kinetic energy at the junction is suppressed and the interaction effect can be relatively enhanced. In [25], the asymmetric charging energy, which acts as the "kinetic energy" of the Josephson phase φ , leads to the diode effect through the nonreciprocal dynamics of φ . In this scenario, no time-reversal symmetry breaking is needed. On the other hand, with \mathcal{T} breaking, the nonreciprocal current-phase relation can lead to the diode effect even without the charging energy. Our target system is the superconductor (S) / Ferromagnetic insulator (FI) /S junction on a three-dimensional topological insulator (TI) where pairing symmetry of superconductor is d -wave. One of the merit to use d -wave superconductor is its high transition temperatures realized in high T_C cuprate. The transition temperature of high T_C cuprate is ten times larger than that of conventional s -wave superconductor used in many junctions now. We can expect the large magnitude of Josephson current as compared to the conventional one. Also, by considering the d -wave/FI/ d -wave junction, we can expect large magnitude of non-reciprocity owing to the huge spin-orbit coupling on the surface of TI.

It is known that the standard current-phase relation (CPR) of Josephson current $I(\varphi)$ between two superconductors is $I(\varphi) \sim \sin \varphi$, where the φ is the macroscopic phase difference between two superconductors. However, if we consider unconventional superconductors like d -wave one, a wide variety of current phase relations appears. For d -wave superconductor junctions, when the lobe direction of d -wave pair potential and the normal to the interface is not parallel, so called zero energy Andreev bound state (ZEABS) is generated at the interface due to the sign change of the d -wave pair potential on the Fermi surface [26–29]. The presence of ZEABS enhances the $\sin 2\varphi$ component of $I(\varphi)$ and the resulting free energy minimum of the junction can locate neither at $\varphi = 0$ nor $\pm\pi$ [30, 31]. Also, the non-monotonic temperature dependence of Josephson current is generated by ABS depending on the direction of the crystal axis of d -wave pair potential [31–34].

If we put S/FI/S junction with d -wave superconductors on the surface of the TI, it is possible to generate a $\cos \varphi$ term in Josephson current since this system can break both \mathcal{P} and \mathcal{T} symmetry due to the strong spin-orbit coupling of TI [35, 36], allowing for a $\cos \varphi$ harmonic (see Appendix 3). Then, we can expect exotic current-phase relation with $I(\varphi) \neq -I(-\varphi)$ [37]. One of the merit to use the S/FI/S junction on TI is that the $\cos \varphi$

term is easily induced even for the narrow width of FI region without suppressing the $\sin 2\varphi$ term [37]. Then, we can realize the simultaneous existence of $\sin \varphi$, $\cos \varphi$ and $\sin 2\varphi$ terms with almost the same order. This condition is essential to get larger values of Q factor of the diode effect.

Although the previous article has not reported the nonreciprocity of the Josephson current [37, 38], we anticipate that the positive maximum magnitude of $I(\varphi)$, *i.e.*, $I_c^+ = \max(I(\varphi))$ and the negative one I_c^- can take the different value each other by searching various configurations of the junctions with breaking mirror inversion symmetry along the interface.

In this paper, we calculate Josephson current in a d -wave superconductor ($x < 0$)/ferromagnetic insulator ($0 < x < d$)/ d -wave superconductor ($x > d$)(S/FI/S) junctions on a 3D topological insulator (TI) surface. It is known that the ABS generated between S/FI (FI/S) interface becomes Majorana bound states (MBS) [36, 39] due to the spin-momentum locking. We show anomalous current phase relation and the energy dispersion of MBS. A giant diode effect with a huge quality factor Q given by $Q = (I_c^+ - |I_c^-|)/(I_c^+ + |I_c^-|)$ is obtained by tuning the crystal axis of d -wave superconductor. We also clarify the strong temperature dependence of Q due to the presence of assymmetric φ dependence of MBS. It is revealed how the sign of Q is controlled by the direction of the magnetization.

The organization of this paper is as follows. We explain the model and formulation in section II. The detailed expressions of the Andreev reflection coefficients are shown since these quantities are essential to understand the current-phase relation $I(\varphi)$ for various parameters. Section III shows numerically obtained results about $I(\varphi)$, Q and dispersion of MBS. In section IV, we conclude our results.

II. MODEL AND FORMULATION

First, we explain the outline of the way to calculate Furusaki-Tsukada's formalism [40]. It is known that to calculate Josephson current, Matsubara Green's function is needed. However, in non-uniform superconducting systems like junctions, it is difficult to obtain Matsubara Green's function directly. On the other hand, it is possible to calculate the retarded Green's function by using the scattering state of the wave function. This method has been used to obtain Green's function in Josephson current in unconventional superconductor and junctions on the surface of topological insulator [28, 31, 41]. After we obtain

the analytical formula of the retarded Green's function, we have obtained the Matsubara Green's function by analytical continuation from real energy to Matsubara frequency. Using the resulting Matsubara Green's function analysis, we obtain the compact relation of Josephson current given by Andreev reflection coefficient which is analytically continued from real energy obtained in scattering state to Matsubara frequency [40].

A. Model

We consider a d -wave superconductor ($x < 0$)/ferromagnetic insulator ($0 < x < d$)/ d -wave superconductor ($x > d$)(S/FI/S) junction on a 3D topological insulator (TI) surface as depicted in Fig.1. The corresponding Bogoliubov-de Gennes (BdG) Hamiltonian is given by [37]

$$\mathcal{H} = \begin{bmatrix} \hat{h}(k_x, k_y) + \hat{M} & i\hat{\sigma}_y \Delta(\theta, x) \\ -i\hat{\sigma}_y \Delta^*(\theta, x) & -\hat{h}^*(-k_x, -k_y) - \hat{M}^* \end{bmatrix}, \quad (\text{II.1})$$

with

$$\hat{h}(k_x, k_y) = v(k_x \hat{\sigma}_x + k_y \hat{\sigma}_y) - \mu [\Theta(-x) + \Theta(x - d)], \quad k_x = \frac{\partial}{i\partial x}, \quad k_y = \frac{\partial}{i\partial y}$$

where $\hat{\sigma}_{x,y,z}$ is the Pauli matrix in the spin space with $\hbar = 1$ unit. μ is the chemical potential in the superconducting region with $\mu = vk_F$ and (x, y) component of the Fermi momentum k_F is given by $(k_{Fx}, k_{Fy}) = k_F(\cos \theta, \sin \theta)$ with an injection angle θ . A chemical potential in the FI is set to be zero and an exchange field in the FI region is given by [35]

$$\hat{M} = m_z \hat{\sigma}_z \Theta(x) \Theta(d - x)$$

and a pair potential of d -wave superconductor is expressed by [31]

$$\Delta(\theta, x) = \begin{cases} \Delta_{L\pm}(\theta) = \Delta_0 \cos[2(\theta \mp \alpha)] \exp(i\varphi), & x < 0 \\ \Delta_{R\pm}(\theta) = \Delta_0 \cos[2(\theta \mp \beta)], & x > d. \end{cases} \quad (\text{II.2})$$

Here, Δ_0 is a real number and its temperature dependence is determined by mean field approximation [31, 32]. α and β denote angles between the x -axis and the lobe direction of the pair potential of the d -wave superconductor as shown in Fig. 1. The index $+$ ($-$) in $\Delta_{L\pm}(\theta)$ and $\Delta_{R\pm}(\theta)$ denotes the direction of the quasiparticle with the angle θ ($\pi - \theta$) measured from the normal to the interface.

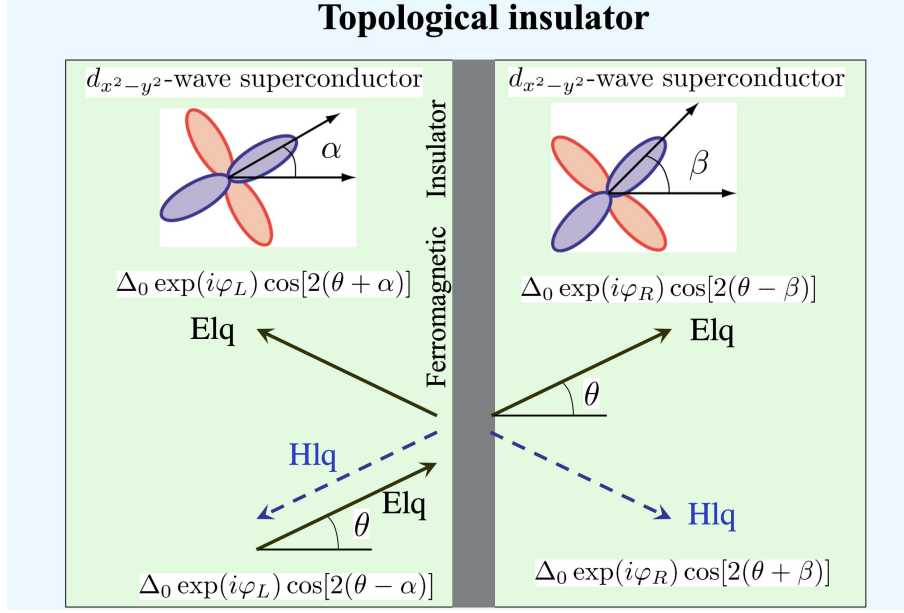


FIG. 1. Schematic illustration of the d -wave superconductor junctions on the surface of a 3D topological insulator (TI). An electron-like quasiparticle (Elq) is injected and it is reflected or transmitted as Elq and hole-like quasiparticle (Hlq). $\Delta_{L+}(\theta) = \Delta_0 \cos[2(\theta - \alpha)] \exp(i\varphi)$ and $\Delta_{R+}(\theta) = \Delta_0 \cos[2(\theta - \beta)]$ are pair potentials felt by quasiparticle with the direction θ , where the angle θ is measured from the normal to the interface. $\Delta_{L-}(\theta) = \Delta_0 \cos[2(\theta + \alpha)] \exp(i\varphi)$ and $\Delta_{R-}(\theta) = \Delta_0 \cos[2(\theta + \beta)]$ are pair potentials felt by quasiparticle with the direction $\pi - \theta$, where the angle θ is measured from the normal to the interface.

B. Wave functions of BdG equation

A BdG wave function of the above Hamiltonian is given by

$$\Psi(\mathbf{x}) = \exp(ik_{Fy}y) [\Psi_{SL}(x) \Theta(-x) + \Psi_{FI}(x) \Theta(x) \Theta(d-x) + \Psi_{SR}(x) \Theta(x-d)]$$

with the momentum parallel to the interface k_{Fy} . We denote the quasiparticle energy measured from the Fermi surface as E and assume the conditions where $|E| \ll \mu$, $\Delta_0 \ll \mu$, $|E| \ll |m_z|$, and $\Delta_0 \ll |m_z|$ are satisfied. If we consider an electron-like quasiparticle

injection from the left superconductor, $\Psi_{SL}(x)$, $\Psi_{FI}(x)$, and $\Psi_{SR}(x)$ are given by

$$\Psi_{SL}(x) = (\Psi_{in}^e + a_e \Psi_{hr}) \exp(ik_{Fx}x) + b_e \Psi_{er} \exp(-ik_{Fx}x), \quad (\text{II.3})$$

$$\begin{aligned} \Psi_{FI}(x) = & f_{1e} \Psi_{e1} \exp(-\kappa_{ex}x) + f_{2e} \Psi_{e2} \exp(\kappa_{ex}x) \\ & + f_{3e} \Psi_{h1} \exp(\kappa_{hx}x) + f_{4e} \Psi_{h2} \exp(-\kappa_{hx}x), \end{aligned} \quad (\text{II.4})$$

$$\Psi_{SR}(x) = c_e \Psi_{et} \exp(ik_{Fx}x) + d_e \Psi_{ht} \exp(-ik_{Fx}x), \quad (\text{II.5})$$

$$k_{Fx} = \sqrt{(\mu/v)^2 - k_{Fy}^2}, \quad \kappa_{ex} = \kappa_{hx} = \sqrt{m_z^2 + v^2 k_y^2}/v.$$

Ψ_{in}^e , Ψ_{hr} , Ψ_{er} defined in the left superconductor are given by

$$\Psi_{in}^e = \begin{pmatrix} 1 \\ \exp(i\theta) \\ -\Gamma_{L+} \exp[i(\theta - \varphi)] \\ \Gamma_{L+} \exp(-i\varphi) \end{pmatrix}, \quad \Psi_{hr} = \begin{pmatrix} \Gamma_{L+} \\ \Gamma_{L+} \exp(i\theta) \\ -\exp[i(\theta - \varphi)] \\ \exp(-i\varphi) \end{pmatrix}, \quad \Psi_{er} = \begin{pmatrix} 1 \\ -\exp(-i\theta) \\ \Gamma_{L-} \exp[-i(\theta + \varphi)] \\ \Gamma_{L-} \exp(-i\varphi) \end{pmatrix} \quad (\text{II.6})$$

with $\exp(i\theta) = (k_{Fx} + ik_{Fy})/k_F$. Ψ_{e1} , Ψ_{e2} , Ψ_{h1} , and Ψ_{h2} in FI are

$$\Psi_{e1} = \begin{pmatrix} i\gamma \\ 1 \\ 0 \\ 0 \end{pmatrix}, \quad \Psi_{e2} = \begin{pmatrix} -i\gamma^{-1} \\ 1 \\ 0 \\ 0 \end{pmatrix}, \quad \Psi_{h1} = \begin{pmatrix} 0 \\ 0 \\ i\gamma \\ 1 \end{pmatrix}, \quad \Psi_{h2} = \begin{pmatrix} 0 \\ 0 \\ -i\gamma^{-1} \\ 1 \end{pmatrix} \quad (\text{II.7})$$

$\gamma = -v(\kappa_{ex} - k_{Fy})/m_z$. Ψ_{et} , Ψ_{ht} in the right superconductor are given by

$$\Psi_{et} = \begin{pmatrix} 1 \\ \exp(i\theta) \\ -\Gamma_{R+} \exp(i\theta) \\ \Gamma_{R+} \end{pmatrix}, \quad \Psi_{ht} = \begin{pmatrix} \Gamma_{R-} \\ -\Gamma_{R-} \exp(-i\theta) \\ \exp(-i\theta) \\ 1 \end{pmatrix} \quad (\text{II.8})$$

with

$$\Gamma_{L\pm} = \frac{\Delta_{L\pm}(\theta)}{E + \sqrt{E^2 - \Delta_{L\pm}^2(\theta)}}, \quad \Gamma_{R\pm} = \frac{\Delta_{R\pm}(\theta)}{E + \sqrt{E^2 - \Delta_{R\pm}^2(\theta)}}.$$

We can also calculate the wave function corresponding to eqs. (II.3), (II.4), and (II.5) with hole-like quasiparticle injection as follows.

$$\Psi_{SL}(x) = (\Psi_{in}^h + a_h \Psi_{er}) \exp(-ik_{Fx}x) + b_h \Psi_{hr} \exp(ik_{Fx}x), \quad (\text{II.9})$$

$$\begin{aligned} \Psi_{FI}(x) = & f_{1h} \Psi_{e1} \exp(-\kappa_{ex}x) + f_{2h} \Psi_{e2} \exp(\kappa_{ex}x) \\ & + f_{3h} \Psi_{h1} \exp(\kappa_{hx}x) + f_{4h} \Psi_{h2} \exp(-\kappa_{hx}x), \end{aligned} \quad (\text{II.10})$$

$$\Psi_{SR}(x) = c_h \Psi_{et} \exp(ik_{Fx}x) + d_h \Psi_{ht} \exp(-ik_{Fx}x), \quad (\text{II.11})$$

with

$$\Psi_{in}^h = \begin{pmatrix} \Gamma_{L-} \\ -\Gamma_{L-} \exp(-i\theta) \\ \exp[-i(\theta + \varphi)] \\ \exp(-i\varphi) \end{pmatrix}.$$

$\Psi_{SL}(x)$, $\Psi_{FI}(x)$, and $\Psi_{SR}(x)$ satisfy the boundary conditions $\Psi_{SL}(x=0) = \Psi_{FI}(x=0)$ and $\Psi_{FI}(x=d) = \Psi_{SR}(x=d)$. The Andreev reflection coefficients a_e and a_h are needed to calculate Josephson current [31, 40]. They are given by

$$a_e = -\frac{\sigma_N \Lambda_{1e} + (1 - \sigma_N) \Lambda_{2e}}{\Lambda_d(E, \theta)}, \quad a_h = -\frac{\sigma_N \Lambda_{1h} + (1 - \sigma_N) \Lambda_{2h}}{\Lambda_d(E, \theta)} \quad (\text{II.12})$$

with

$$\begin{aligned} \Lambda_d(E, \theta) = & [1 - \sigma_N] [1 + \exp(-i\eta) \Gamma_{R+} \Gamma_{R-}] [1 + \exp(i\eta) \Gamma_{L+} \Gamma_{L-}] \\ & + \sigma_N [1 - \exp(-i\varphi) \Gamma_{L-} \Gamma_{R-}] [1 - \exp(i\varphi) \Gamma_{L+} \Gamma_{R+}] \end{aligned} \quad (\text{II.13})$$

$$\begin{aligned} \Lambda_{1e} = & [1 - \exp(-i\varphi) \Gamma_{L-} \Gamma_{R-}] [\Gamma_{L+} - \Gamma_{R+} \exp(i\varphi)] \\ \Lambda_{2e} = & [1 + \exp(-i\eta) \Gamma_{R+} \Gamma_{R-}] [\Gamma_{L+} + \exp(i\eta) \Gamma_{L-}] \end{aligned} \quad (\text{II.14})$$

$$\begin{aligned} \Lambda_{1h} = & [1 - \exp(i\varphi) \Gamma_{L+} \Gamma_{R+}] [\Gamma_{L-} - \Gamma_{R-} \exp(-i\varphi)] \\ \Lambda_{2h} = & [1 + \exp(-i\eta) \Gamma_{R+} \Gamma_{R-}] [\Gamma_{L-} + \exp(i\eta) \Gamma_{L+}] \end{aligned} \quad (\text{II.15})$$

and

$$\cos \eta = \frac{m_z^2 \cos^2 \theta - \mu^2 \sin^2 \theta}{m_z^2 \cos^2 \theta + \mu^2 \sin^2 \theta}, \quad \sin \eta = \frac{-2m_z \mu \cos \theta \sin \theta}{m_z^2 \cos^2 \theta + \mu^2 \sin^2 \theta}. \quad (\text{II.16})$$

Here, σ_N is the transparency of this junction in the normal state and it is given by

$$\sigma_N = \frac{\cos^2 \theta}{\cosh^2(\kappa_{ex}d) \cos^2 \theta + \sinh^2(\kappa_{ex}d) \sin^2 \theta \sin^2\left(\frac{\eta}{2}\right)}. \quad (\text{II.17})$$

C. Josephson current formula based on Andreev reflection coefficients

Based on the Green's function of BdG equation, it is known that Josephson current is expressed by a_{en} and a_{hn} which are obtained from the analytical continuation from E to $i\omega_n$ in a_e and a_h for conventional s -wave superconductor [40], d -wave superconductor [31, 32], and junctions on the TI [37, 41], where $\omega_n = 2\pi k_B T(n + 1/2)$ is the Matsubara frequency. The resulting Josephson current $I(\varphi)$ is given by [31, 37, 41]

$$R_N I(\varphi) = \frac{\pi \bar{R}_N k_B T}{e} \left\{ \sum_{\omega_n} \int_{-\pi/2}^{\pi/2} \left[\frac{a_{en}(\theta, \varphi)}{\Omega_{nL+}} \Delta_{L+}(\theta) - \frac{a_{hn}(\theta, \varphi)}{\Omega_{nL-}} \Delta_{L-}(\theta) \right] \cos \theta d\theta \right\} \quad (\text{II.18})$$

with

$$\bar{R}_N^{-1} = \int_{-\pi/2}^{\pi/2} \sigma_N \cos \theta d\theta, \quad \Omega_{nL\pm} = \text{sgn}(\omega_n) \sqrt{\Delta_L^2(\theta_{\pm}) + \omega_n^2}$$

and

$$a_{en} = i \frac{\sigma_N \Lambda_{1en} + (1 - \sigma_N) \Lambda_{2en}}{\Lambda_{dn}(\theta, \varphi)}, \quad a_{hn} = i \frac{\sigma_N \Lambda_{1hn} + (1 - \sigma_N) \Lambda_{2hn}}{\Lambda_{dn}(\theta, \varphi)} \quad (\text{II.19})$$

with

$$\begin{aligned} \Lambda_{dn}(\theta, \varphi) &= [1 - \sigma_N] [1 - \exp(-i\eta) \Gamma_{nR+} \Gamma_{nR-}] [1 - \exp(i\eta) \Gamma_{nL+} \Gamma_{nL-}] \\ &\quad + \sigma_N [1 + \exp(-i\varphi) \Gamma_{nL-} \Gamma_{nR-}] [1 + \exp(i\varphi) \Gamma_{nL+} \Gamma_{nR+}] \end{aligned} \quad (\text{II.20})$$

$$\begin{aligned} \Lambda_{1en} &= [1 + \exp(-i\varphi) \Gamma_{nL-} \Gamma_{nR-}] [\Gamma_{nL+} - \Gamma_{nR+} \exp(i\varphi)] \\ \Lambda_{2en} &= [1 - \exp(-i\eta) \Gamma_{nR+} \Gamma_{nR-}] [\Gamma_{nL+} + \exp(i\eta) \Gamma_{nL-}], \end{aligned} \quad (\text{II.21})$$

$$\begin{aligned} \Lambda_{1hn} &= [1 + \exp(i\varphi) \Gamma_{nL+} \Gamma_{nR+}] [\Gamma_{nL-} - \Gamma_{nR-} \exp(-i\varphi)] \\ \Lambda_{2hn} &= [1 - \exp(-i\eta) \Gamma_{nR+} \Gamma_{nR-}] [\Gamma_{nL-} + \exp(i\eta) \Gamma_{nL+}], \end{aligned} \quad (\text{II.22})$$

with

$$\Gamma_{nL\pm} = \frac{\Delta_{L\pm}(\theta)}{\omega_n + \Omega_{nL\pm}}, \quad \Gamma_{nR\pm} = \frac{\Delta_{R\pm}(\theta)}{\omega_n + \Omega_{nR\pm}}.$$

By using $\Gamma_{nL\pm}(\theta) = \Gamma_{nL\mp}(-\theta)$, $\Gamma_{nR\pm}(\theta) = \Gamma_{nR\mp}(-\theta)$,

$$R_N I(\varphi) = \frac{\pi \bar{R}_N k_B T}{e} \sum_n \int_{-\pi/2}^{\pi/2} d\theta \frac{4\Gamma_{nL+} \Gamma_{nR+}}{|\Lambda_{dn}(\theta, \varphi)|^2} \cos \theta \sigma_N F(\theta, i\omega_n, \varphi) \quad (\text{II.23})$$

$$F(\theta, i\omega_n, \varphi) = (1 - \sigma_N) \Lambda_{1n} + \sigma_N \sin \varphi |1 + \exp(i\varphi) \Gamma_{nL-} \Gamma_{nR-}|^2 \quad (\text{II.24})$$

with

$$\begin{aligned}\Lambda_{1n} &= \sin \varphi \text{Real} [(1 - \exp(i\eta) \Gamma_{nL+} \Gamma_{nL-}) (1 - \exp(-i\eta) \Gamma_{nR+} \Gamma_{nR-})] \\ &\quad + \cos \varphi \sin \eta (\Gamma_{nL+} \Gamma_{nL-} - \Gamma_{nR+} \Gamma_{nR-}).\end{aligned}\quad (\text{II.25})$$

The obtained $I(\varphi)$ reproduces standard formula of d -wave superconductor junctions without a TI [31–33, 42] by choosing $\eta = \pi$. In the next section, by using eqs. (II.23) and (II.24), we calculate $I(\varphi)$ and the quality factor Q . In order to prove the m_z , α , and β dependence of $I(\varphi)$ analytically, it is convenient to transform $F(\theta, i\omega_n, \varphi)$ in eqs. (II.23) and (II.24) as follows.

$$\begin{aligned}F(\theta, i\omega_n, \varphi) &= (1 - \sigma_N) (\sin \varphi \Lambda_{ne} + \cos \varphi \Lambda_{no}) \\ &\quad + \sigma_N [\sin \varphi (1 + \Gamma_{nL-}^2 \Gamma_{nR-}^2) + \Gamma_{nL-} \Gamma_{nR-} \sin 2\varphi]\end{aligned}\quad (\text{II.26})$$

with

$$\Lambda_{ne} = 1 + \Gamma_{nL+} \Gamma_{nL-} \Gamma_{nR+} \Gamma_{nR-} - \cos \eta (\Gamma_{nL+} \Gamma_{nL-} + \Gamma_{nR+} \Gamma_{nR-}), \quad (\text{II.27})$$

and

$$\Lambda_{no} = (\Gamma_{nL+} \Gamma_{nL-} - \Gamma_{nR+} \Gamma_{nR-}) \sin \eta. \quad (\text{II.28})$$

Here, Λ_{ne} and Λ_{no} are even and odd function of θ , respectively.

III. RESULTS

First, let us focus on the current phase relation (CPR). In order to understand the obtained results more intuitively, we rewrite eq. (II.23) as follows,

$$R_N I(\varphi) = \frac{\pi \bar{R}_N k_B T}{e} \sum_n \int_{-\pi/2}^{\pi/2} d\theta \frac{2 \cos \theta \sigma_N}{|\Lambda_{dn}(\theta, \varphi)|^2} [A(\theta) \sin \varphi + B(\theta) \sin 2\varphi + C(\theta) \cos \varphi] \quad (\text{III.1})$$

with

$$A(\theta) = (\Gamma_{nL+} \Gamma_{nR+} + \Gamma_{nL-} \Gamma_{nR-}) [(1 - \sigma_N) \Lambda_{ne} + \sigma_N (1 + \Gamma_{nL+} \Gamma_{nL-} \Gamma_{nR+} \Gamma_{nR-})], \quad (\text{III.2})$$

$$B(\theta) = 2\sigma_N \Gamma_{nL+} \Gamma_{nL-} \Gamma_{nR+} \Gamma_{nR-}, \quad C(\theta) = (1 - \sigma_N) (\Gamma_{nL+} \Gamma_{nR+} - \Gamma_{nL-} \Gamma_{nR-}) \Lambda_{no} \quad (\text{III.3})$$

using the definition of $\Lambda_{dn}(\theta, \varphi)$, Λ_{ne} , and Λ_{no} given in eqs. (II.20), (II.27) and (II.28). In general, due to the φ dependence of $\Lambda_{dn}(\theta, \varphi)$ in eq. (III.1), $I(\varphi)$ includes terms proportional

to $\sin(n\varphi)$ and $\cos(n\varphi)$ with ($n \geq 1$). As seen from eq.III.3, the term which is proportional to $\cos\varphi$ in eq. (III.1) appears when both $\Lambda_{no} \neq 0$ and $\Gamma_{nL+}\Gamma_{nR+} \neq \Gamma_{nL-}\Gamma_{nR-}$ are satisfied except for special θ . This means that $\sin\eta$ in Λ_{no} (eq. II.28) and m_z in eq. (II.16) are nonzero. It is remarkable that the term proportional to $\cos\varphi$ in eq. (III.1) is induced by m_z which is in sharp contrast to the case of s -wave superconductor Josephson junction on TI where in-plane magnetic field generates $\cos\varphi$ term [35]. However, the magnitude of m_z cannot be too large, since the coupling between two superconductors becomes weaker and the magnitude of $\sin(2\varphi)$ term is suppressed since it is basically proportional to the second order of the transparency of the junctions. The coexistence of all three harmonics, *i.e.*, $\sin\varphi$, $\cos\varphi$ and $\sin 2\varphi$, is essential for the Josephson diode effect.

As shown later, the quality factor Q depends sensitively on the angles α and β . It is noted that $\cos\varphi$ term does not appear for $C(\theta) = 0$. By choosing $\eta = \pi$, we reproduce the formula of Josephson current of d -wave junctions without TI [31, 32]. Here, we pick up the particular value of $\alpha = -0.2\pi$ and $\beta = 0.09\pi$, where Q is hugely enhanced, and examine the current-phase relation. In this case, all terms proportional to $\sin\varphi$, $\cos\varphi$, and $\cos 2\varphi$ of the same order of magnitudes. At this value of α, β , we obtain quite exotic CPR shown in Fig. 2A.

As seen from curves (a) and (b) of Fig. 2A, the magnitude of I_c^+ and I_c^- are different from each other, where I_c^+ (I_c^-) is the positive (negative) maximum value of $I(\varphi)$. Since the quality factor showing nonreciprocity is expressed by

$$Q = \frac{I_c^+ - |I_c^-|}{I_c^+ + |I_c^-|}, \quad (\text{III.4})$$

we can expect diode effect for nonzero Q . On the other hand, for $\alpha = 0, \beta = 0$ (curve (a) in Fig. 2B) $I(\varphi)$ shows a standard sinusoidal behavior since $\Gamma_{nL+} = \Gamma_{nL-}, \Gamma_{nR+} = \Gamma_{nR-}$, and $\Gamma_{nL+}\Gamma_{nR+} = \Gamma_{nL-}\Gamma_{nR-}$ are satisfied. Then, $C(\theta)$ in eq.(III.1) becomes zero and $I(\varphi = 0) = I(\varphi = \pi) = 0$ is consistent with curve (a) in Fig 2B. For $\alpha = 0, \beta = \pi/4$, although $I(\varphi)$ shows an unconventional current phase relation with nonzero $I(\varphi)$ at $\varphi = 0$, $I_c^+ = |I_c^-|$ is still satisfied due to the absence of the term proportional to $\sin\varphi$ in eq. (III.1) since $\Gamma_{nL+}\Gamma_{nR+} + \Gamma_{nL-}\Gamma_{nR-} = 0$ is satisfied. Then, $A(\theta)$ in eq.(III.1) becomes zero and the resulting $I(\varphi = \pm\pi/2) = 0$ is consistent with curves (b) and (c) in Fig 2B.

By changing the sign of the magnetization from m_z to $-m_z$, $I(\varphi) = I(\varphi, m_z)$ satisfies

$$I(\varphi, m_z) = -I(-\varphi, -m_z) \quad (\text{III.5})$$

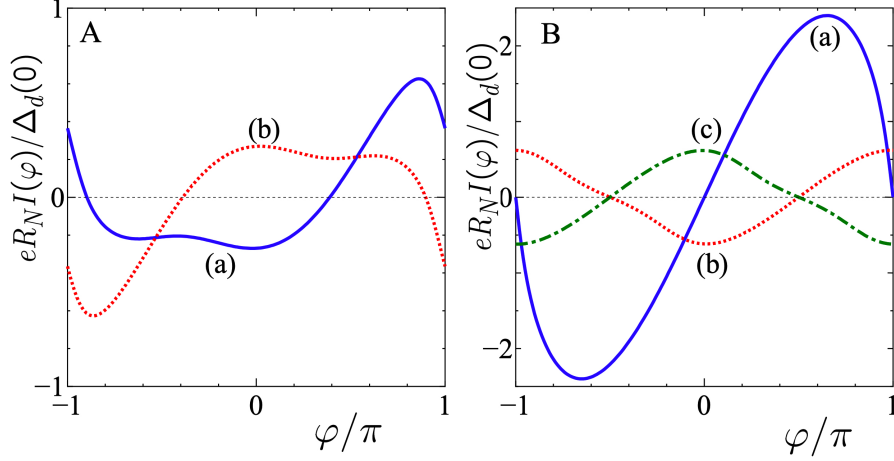


FIG. 2. Current phase relation $I(\varphi)$ is plotted for $T = 0.05T_d$ and $d | m_z | / v = 1$. R_N , $\Delta_d(0)$ and T_d are the resistance of the junction in the normal state, the amplitude of pair potential at zero temperature, and the transition temperature of d -wave superconductor, respectively. A: $\alpha = -0.2\pi$ and $\beta = 0.09\pi$. (a) $m_z = 0.5\mu$, (b) $m_z = -0.5\mu$. B: (a) $\alpha = 0$, $\beta = 0$, and $m_z = 0.5\mu$. (b) $\alpha = 0$, $\beta = 0.25\pi$ and $m_z = 0.5\mu$. (c) $\alpha = 0$, $\beta = 0.25\pi$ and $m_z = -0.5\mu$.

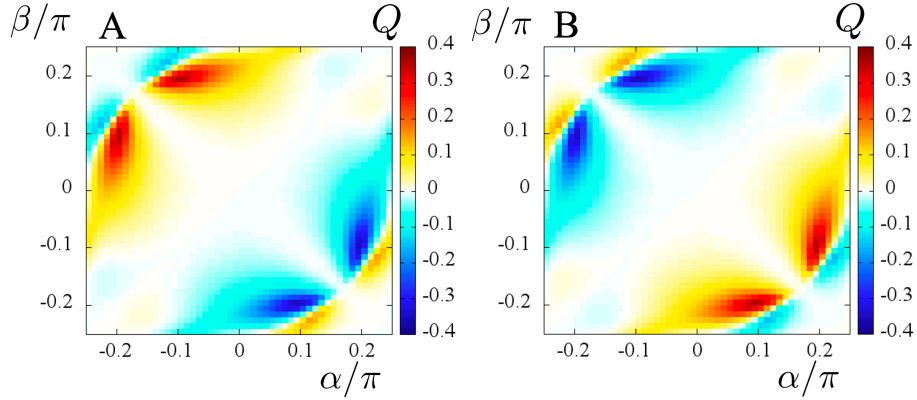


FIG. 3. Q is plotted for various α and β for $T = 0.05T_d$ and $d | m_z | / v = 1$. (a) $m_z = 0.5\mu$, (b) $m_z = -0.5\mu$.

as seen from curves (a) and (b) in Fig. 2A and curves (b) and (c) in Fig. 2B. This property can be understood from the time reversal operation. Actually, we can show this relation explicitly in the Appendix 1. Next, we show the α and β dependence of Q for $-\pi/4 \leq \alpha \leq \pi/4$ and $-\pi/4 \leq \beta \leq \pi/4$. It is remarkable that the maximum value of $|Q|$ becomes almost 0.4 and it means the generation of the giant diode effect by tuning α and

β .

Here, by changing (α, β) to $(-\alpha, -\beta)$, $Q = Q(\alpha, \beta)$ satisfies

$$Q(\alpha, \beta) = -Q(-\alpha, -\beta). \quad (\text{III.6})$$

We can show this relation analytically as shown in Appendix 2. Also, it can be explained by more intuitive discussion. If we denote the macroscopic phase by φ_L and φ_R with $\varphi = \varphi_L - \varphi_R$ (we set $\varphi_L = \varphi$ and $\varphi_R = 0$ in this model without losing generality), we have

$$I(\varphi, \alpha, \beta) = I(\varphi_1, \alpha; \varphi_2, \beta), \quad (\text{III.7})$$

where the left superconductor has parameters (φ_1, α) and the right superconductor has (φ_2, β) . If we apply a mirror operation with respect to the yz plane, the left superconductor has parameters (φ_2, β) and the right superconductor has (φ_1, α) . Because the direction of the current reverses according to this operation, we have

$$I(\varphi_2, \beta; \varphi_1, \alpha) = -I(\varphi_1, \alpha; \varphi_2, \beta). \quad (\text{III.8})$$

Therefore, we have

$$I(\varphi, \alpha, \beta) = -I(-\varphi, \beta, \alpha). \quad (\text{III.9})$$

This relation leads to eq. (III.6).

It is interesting to clarify how nonreciprocal effect depends on the temperature. As shown in Fig. 4, Q is enhanced at low temperatures and has a sign change at $T = T_p$ with $T_p \sim 0.78T_d$. Also, there is a sharp peak structure of Q at $T = 0.85T_d$. This peak structure comes from the intrinsic nature of temperature dependence of d -wave superconductor junctions. In d -wave superconductor junctions, if we consider injection angle resolved Josephson current, we can decompose into 0-junction and π -junction domains. The temperature dependence of Josephson current from 0-junction domain and that of π -junction domain can be qualitatively very different shown in previous papers [28, 32]. Then, the macroscopic phase difference $\varphi = \varphi_m$ which gives a maximum Josephson current has a jump at some temperature. The resulting maximum Josephson current has a kink like structure as shown in Figs. 36 and 37 in Ref. [28]. This is the reason why Q has a sharp peak at $T \simeq 0.85T_d$.

As shown in curves (a) and (b) in Fig.4A, the overall sign of Q is reversed with the sign change of m_z . The corresponding I_c^- and I_c^+ are plotted as curves (a) and (b) for $m_z = 0.5\mu$ in Fig.4B and those for $m_z = -0.5\mu$ in Fig.4C. If we denote m_z dependence of I_c^\pm explicitly,

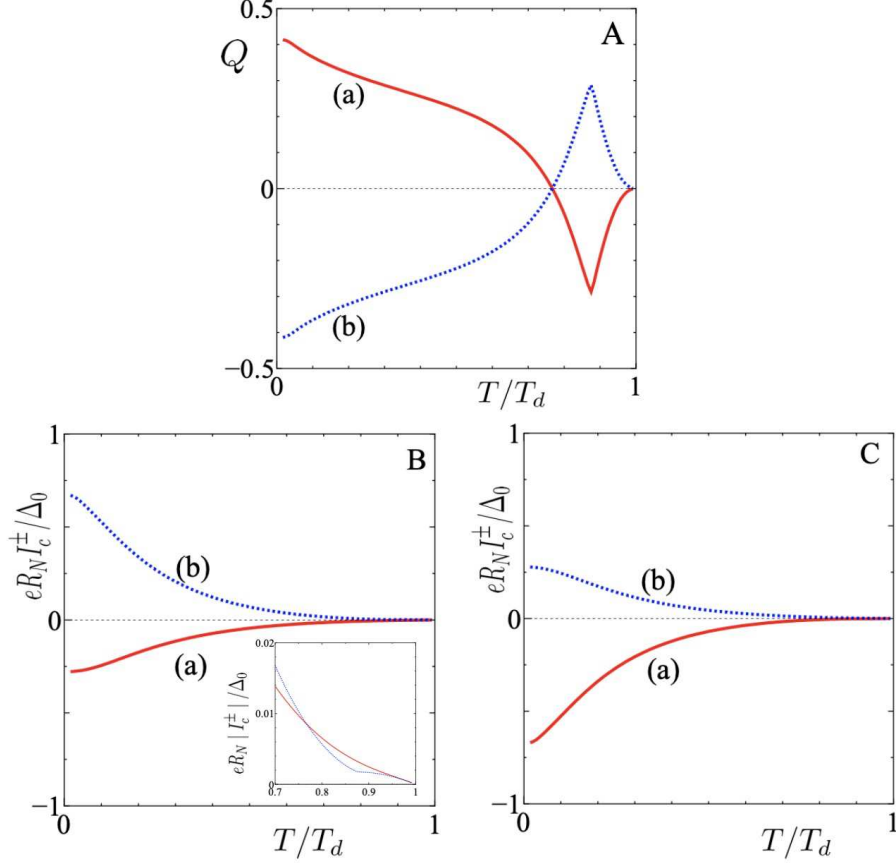


FIG. 4. Temperature dependences of Q , I_c^+ and I_c^- are plotted for $\alpha = -0.2\pi$, $\beta = 0.09\pi$ and $d |m_z| / v = 1$. A: Q for (a) $m_z = 0.5\mu$, (b) $m_z = -0.5\mu$. B: (a) I_c^- and (b) I_c^+ for $m_z = 0.5\mu$. In the inset, $|I_c^\pm|$ is plotted for $0.7T_d < T < T_d$. C: (a) I_c^- and (b) I_c^+ for $m_z = -0.5\mu$.

$I_c^\mp(m_z = 0.5\mu) = -I_c^\pm(m_z = -0.5\mu)$ to be consistent with eq. (III.5). In the inset of Fig.4B, $|I_c^\pm|$ is plotted in the enlarged scale from $0.7T_d < T < T_d$. $I_c^+ = |I_c^-|$ is satisfied for $T = T_p$ when Q becomes zero as shown in Fig. 4B.

To elucidate the exotic CPR specific to nonreciprocal nature of Josephson current, we focus on its Fourier components. In general, Josephson current is decomposed into

$$I(\varphi) = \sum_n [I_n \sin n\varphi + J_n \cos n\varphi]. \quad (\text{III.10})$$

For $\alpha = -0.2\pi$ and $\beta = 0.09\pi$, I_1 , I_2 , and J_1 become nonzero values (Figs. 5A and B). By changing m_z to $-m_z$, I_1 and I_2 are invariant and J_1 has the sign change as shown in Figs. 5A and B. As shown in the inset of Fig. 5B, I_1 has the sign change at $T = T_p$. At this temperature, as shown in Fig. 4A, Q becomes zero. We also show I_1 , I_2 , and J_1 for

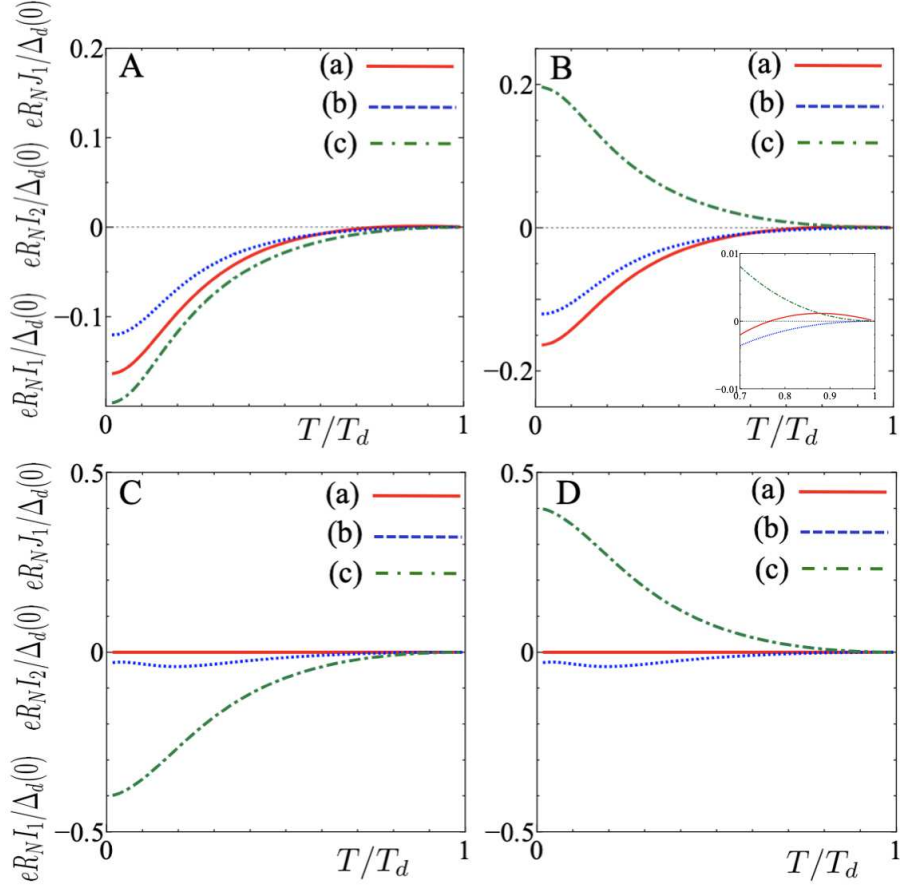


FIG. 5. Temperature dependences of (a) I_1 , (b) I_2 and (c) J_1 are plotted for $d | m_z | / v = 1$. A: $(\alpha, \beta) = (-0.2\pi, 0.09\pi)$ with $m_z = 0.5\mu$, B: $(\alpha, \beta) = (-0.2\pi, 0.09\pi)$ with $m_z = -0.5\mu$, C: $(\alpha, \beta) = (0, 0.25\pi)$ with $m_z = 0.5\mu$, and D: $(\alpha, \beta) = (0, 0.25\pi)$ with $m_z = -0.5\mu$. The enlarged plot for $0.7T_d < T < T_d$ is shown in B as the inset.

$\alpha = 0$ and $\beta = 0.25\pi$ in Figs. 5C and D. In this case, the resulting Q is zero since the term proportional to $A = A(\theta)$ in eq. (III.1) becomes zero, and the resulting I_1 becomes zero independent of the sign of m_z .

Similar to the case for Figs. 5A and B, I_2 is invariant and J_1 has a sign change by changing m_z to $-m_z$. To summarize, the simultaneous existence of I_1 , I_2 and J_1 does lead to nonzero Q .

Next, we discuss the energy spectrum of the ABSs since it plays a crucial role to determine $I(\varphi)$ [28, 29, 43–46]. It is known that the magnitude of $I(\varphi)$ is enhanced at low temperatures due to the presence of low energy ABS. In addition, by the strong spin-momentum locking

of the surface states of topological insulator (TI), the ABSs in the present S/FI/S junction become MBSs [35, 36, 39, 47, 48]. The non-reciprocity, which is responsible for the diode effect, is also apparent in the spectrum of the ABS in the junction.

The energy eigenvalues of ABS(MBS) E_b are found by the zero of $\Lambda_d(E, \theta)$ defined in eq. (II.13) for

$$|E_b| < \min(|\Delta_{L+}|, |\Delta_{L-}|, |\Delta_{R+}|, |\Delta_{R-}|). \quad (\text{III.11})$$

Only for limited cases, we can obtain the energy level of E_b analytically. For $\alpha = \beta = 0$, the energy level of the ABS is expressed by

$$E_b = \pm \sqrt{\sigma_N \cos^2 \frac{\varphi}{2} + (1 - \sigma_N) \sin^2 \frac{\eta}{2}} |\cos 2\theta| \Delta_0 \quad (\text{III.12})$$

with

$$\cos^2 \frac{\eta}{2} = \frac{m_z^2 \cos^2 \theta}{m_z^2 \cos^2 \theta + \mu^2 \sin^2 \theta}, \quad \sin^2 \frac{\eta}{2} = \frac{\mu^2 \sin^2 \theta}{m_z^2 \cos^2 \theta + \mu^2 \sin^2 \theta}$$

to be consistent with the result of an s -wave superconductor junction [35]. E_b becomes zero for $\varphi = \pm\pi$ and $\theta = 0$.

For $\alpha = \beta = \pi/4$, E_b becomes

$$E_b = \pm \sqrt{\sigma_N \cos^2 \frac{\varphi}{2} + (1 - \sigma_N) \cos^2 \frac{\eta}{2}} |\sin 2\theta| \Delta_0. \quad (\text{III.13})$$

E_b is zero for $\varphi = \pm\pi$ and $\theta = \pm\pi/2$ or $\varphi = \pm\pi$ and $\theta = 0$. In this case, the pair potential also becomes zero and E_b is absorbed into the continuum level. In these two cases with eqs. (III.12), and (III.13), since E_b is a symmetric function of φ , we can not expect diode effect and resulting Q is zero.

In other cases, only for $\theta = 0$ and $\varphi = \pi$, we can show $E_b = 0$ for wide variety of parameters with $-\pi/4 < \alpha < \pi/4$ and $-\pi/4 < \beta < \pi/4$. In this case, $\Gamma_{L+} = \Gamma_{L-} = \Gamma_L$ and $\Gamma_{R+} = \Gamma_{R-} = \Gamma_R$ are satisfied. Then, $\Lambda_d(E, \theta)$ becomes

$$\Lambda_d(E, \theta = 0) = (1 - \sigma_N) (1 + \Gamma_R^2) (1 + \Gamma_L^2) + \sigma_N (1 + \Gamma_L \Gamma_R)^2. \quad (\text{III.14})$$

Since $\cos(2\alpha)$ and $\cos(2\beta)$ become positive numbers, Γ_R and Γ_L become $-i$ at $E = 0$ and $\Lambda_d(E, \theta) = 0$ at this condition. This means $E_b = 0$ and the ubiquitous presence of the zero energy ABS for various α and β at $\varphi = \pm\pi$ and $\theta = 0$.

In general, it is impossible to solve E_b analytically, and we plot inverse of $\Lambda_d(E, \theta) = \Lambda_d(E, \theta, \varphi)$

$$S(E, \theta, \varphi) = \frac{1}{|\Lambda_d(E, \theta, \varphi)|}. \quad (\text{III.15})$$

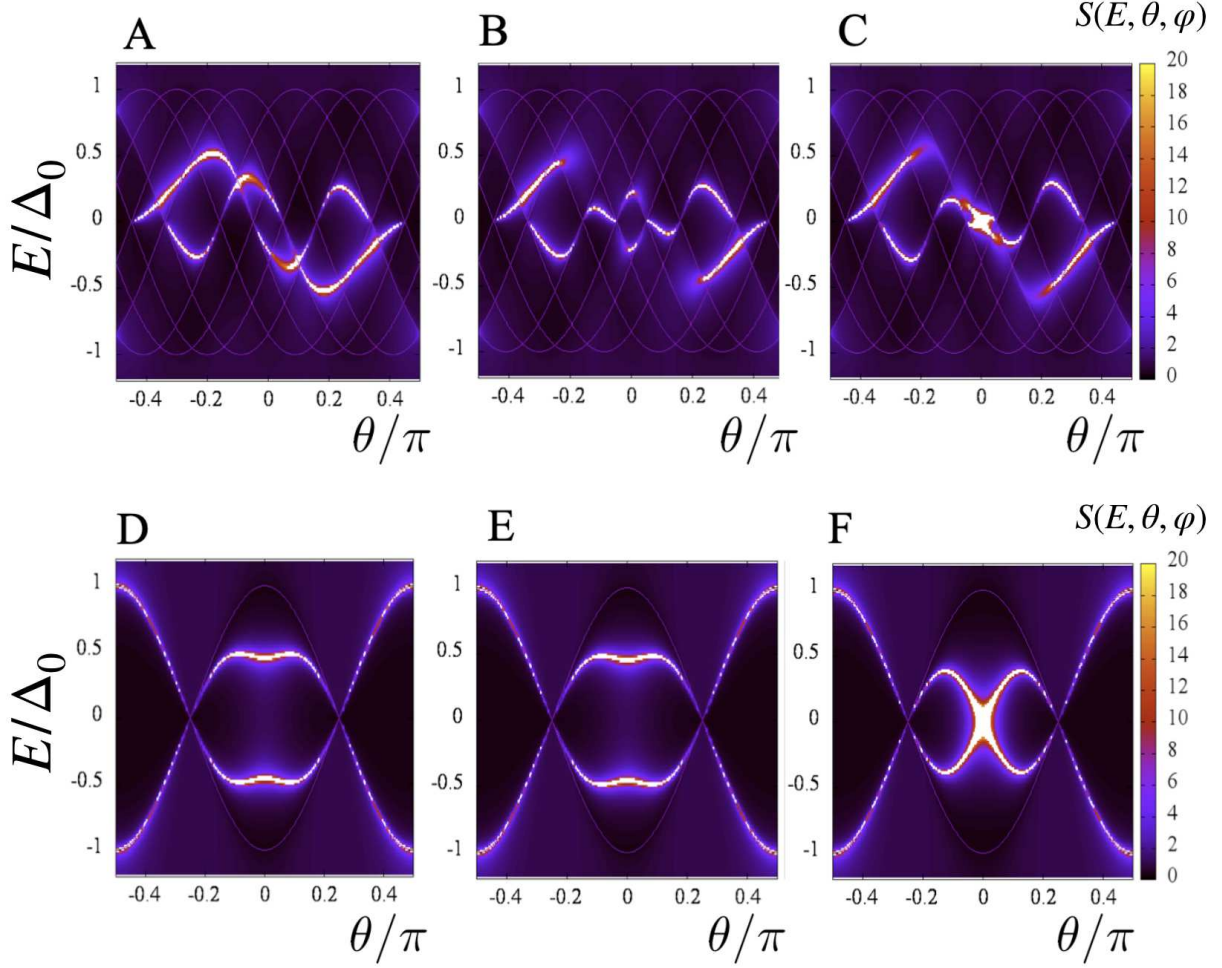


FIG. 6. The intensity plot of $S(E, \theta, \varphi)$ for fixed φ for $d | m_z | / v = 1$ and $m_z = 0.5\mu$. $(\alpha, \beta) = (-0.2\pi, 0.09\pi)$ for A, B and C. $(\alpha, \beta) = (0, 0.25\pi)$ for D, E and F. A: $\varphi = 0.5\pi$, B: $\varphi = -0.5\pi$, and C: $\varphi = \pi$. D: $\varphi = 0.5\pi$, E: $\varphi = -0.5\pi$, and F: $\varphi = \pi$. We plot $\pm\Delta_0 \cos[2(\theta \pm \alpha)]$ and $\pm\Delta_0 \cos[2(\theta \pm \beta)]$ as auxiliary lines.

The intensity plot of $S(E, \theta, \varphi)$ for fixed φ is shown in Fig. 6. In the actual calculation we replace E with $E + i\delta$ with a small number $\delta = 0.001\Delta_0$ to avoid the divergence, where we have used the value of Δ_0 at zero temperature.

We first show the contour plot of $S(E, \theta, \varphi)$ for fixed value of φ . The bright curve satisfying eq. (III.11) corresponds to the position of E_b . As shown in Fig. 6A, $S(E, \theta, \varphi)$ shows a complicated θ dependence for $\alpha = -0.2\pi$ and $\beta = 0.09\pi$ where nonreciprocal effect is prominent as discussed in Figs. 2, 3 and 4. By changing $\varphi = 0.5\pi$ to -0.5π , $S(E, \theta, \varphi)$ shows a dramatically different behavior as shown in Fig.6B as compared to that in Fig.6A.

From Figs. 6A and 6B, we see that the ABS energy spectrum is different for the phase biases φ and $-\varphi$ in the regime of the Josephson diode effect. For $\varphi = \pi$, $S(E = 0, \theta, \varphi)$ is enhanced around $\theta = 0$ (Fig.6C) due to the existence of ABS at $E = 0$. For all cases (Figs.6A, 6B and 6C),

$$S(E, \theta, \varphi) \neq S(E, -\theta, \varphi) \quad (\text{III.16})$$

is satisfied.

On the other hand, for $\alpha = \beta = 0$, $S(E, \theta, \varphi)$ shows a symmetric function with θ (Figs. 6D, E and F)

$$S(E, \theta, \varphi) = S(E, -\theta, \varphi), \quad S(E, \theta, \varphi) = S(E, \theta, -\varphi) \quad (\text{III.17})$$

to be consistent with eq. (III.12).

In Fig. 7, we focus on φ dependence of $S(E, \theta, \varphi)$ for fixed θ with $\alpha = -0.2\pi$ and $\beta = 0.09\pi$. By changing θ to $-\theta$, $S(E, \theta, \varphi)$ has a dramatic change. ABS is located for $E < 0$ for $\theta = 0.1\pi$ while it is located for $E > 0$ for $\theta = -0.1\pi$ (Figs. 7A and B). On the other hand, if we change $m_z = 0.5\mu$ to $m_z = -0.5\mu$, ABS is located for $E > 0$ for $\theta = 0.1\pi$ while it is located for $E < 0$ for $\theta = -0.1\pi$ (Figs. 7C and D). It is noted that the non-reciprocal current phase relation of $I(\varphi)$ in Fig. 2A comes from the exotic φ dependence of ABS as shown from $S(E, \theta, \varphi)$ in Fig.7. Since Q is determined by the maximum Josephson current, its value can be enhanced by the asymmetric energy spectrum of ABS for φ and $-\varphi$.

Finally, we mention how the energy level of E_b changes by the transformation from m_z to $-m_z$. By using the properties of $\Gamma_{R\pm}$, $\Gamma_{L\pm}$, and η , $\Lambda(E, \theta, \varphi) = \Lambda(E, \theta, \varphi, m_z)$ and $S(E, \theta, \varphi) = S(E, \theta, \varphi, m_z)$ satisfy

$$\begin{aligned} \Lambda_d(E, -\theta, \varphi, -m_z) &= [1 - \sigma_N] [1 + \exp(-i\eta) \Gamma_{R+} \Gamma_{R-}] [1 + \exp(i\eta) \Gamma_{L+} \Gamma_{L-}] \\ &\quad + \sigma_N [1 - \exp(-i\varphi) \Gamma_{L+} \Gamma_{R+}] [1 - \exp(i\varphi) \Gamma_{L-} \Gamma_{R-}], \end{aligned} \quad (\text{III.18})$$

$$\Lambda_d(E, -\theta, -\varphi, -m_z) = \Lambda_d(E, \theta, \varphi, m_z) \quad (\text{III.19})$$

and

$$S(E, -\theta, -\varphi, -m_z) = S(E, \theta, \varphi, m_z). \quad (\text{III.20})$$

We can see eq.(III.20) by comparing Fig.7A (7B) and Fig. 7D (7C).

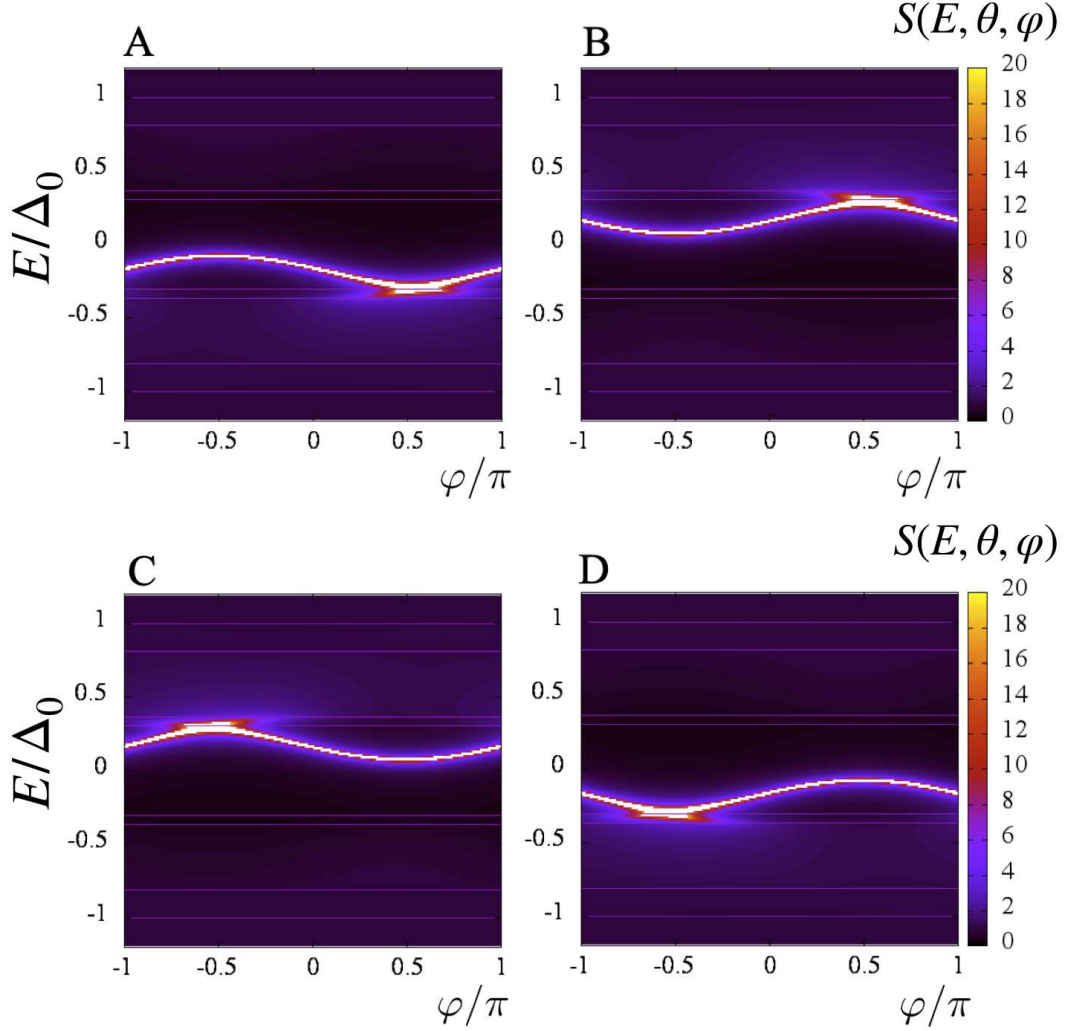


FIG. 7. The intensity plot of $S(E, \theta, \varphi)$ for fixed θ for $d |m_z| / v = 1$, $\alpha = -0.2\pi$ and $\beta = 0.09\pi$. A: $\theta = 0.1\pi$ and $m_z = 0.5\mu$, B: $\theta = -0.1\pi$ and $m_z = 0.5\mu$, C: $\theta = 0.1\pi$ and $m_z = -0.5\mu$, and D: $\theta = -0.1\pi$ and $m_z = -0.5\mu$. We plot $\pm\Delta_0 \cos[2(\theta \pm \alpha)]$ and $\pm\Delta_0 \cos[2(\theta \pm \beta)]$ as auxiliary lines.

In order to understand the contribution of the zero energy Andreev bound states (ZEABS) to Josephson current, in Fig. 8, we plot $S(0, \theta, \varphi)$ and the magnitude of the angle-resolved Josephson current $|I(\theta, \varphi)|$ with the same parameters used in Fig.6. For the corresponding θ and φ hosting ZEABS, the resulting $S(E = 0, \theta, \varphi)$ is enhanced. Clearly, $|I(\theta, \varphi)|$ is enhanced for θ and φ when $S(0, \theta, \varphi)$ shows the prominent peak structure. Thus, the ZESAB and the angle resolved Josephson current has a correspondence. It is known from the study of d -wave superconductor junctions in the context of high T_c cuprate, in the presence of the ZESABS, the Josephson current at low temperature is mainly carried by ZESABS [31, 32].

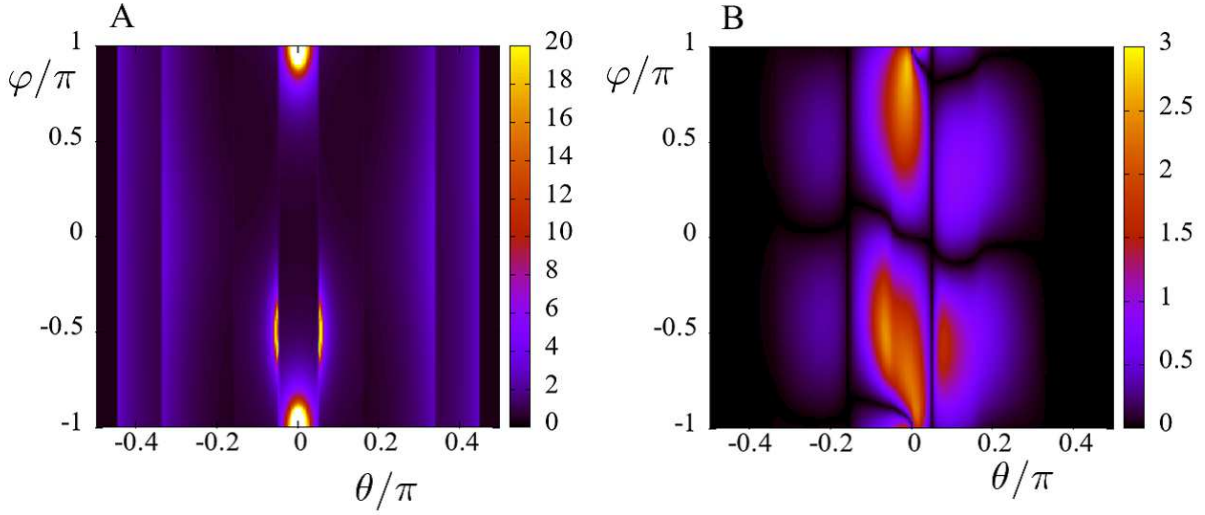


FIG. 8. The intensity plot of $S(0, \theta, \varphi)$ for $(\alpha, \beta) = (-0.2\pi, 0.09\pi)$ in A. The angle resolved Josephson current $I(\theta, \varphi) = |I(\theta, \varphi, \alpha, \beta)|$ is plotted in B. We choose $d |m_z| / v = 1$, $\alpha = -0.2\pi$, $\beta = 0.09\pi$ and $m_z = 0.5\mu$.

It can trigger non-monotonic temperature dependence of Josephson current observed in high Tc cuprate [34]. The sophisticated θ and φ dependence of $E_b(\theta, \varphi)$ in the present $d/FI/d$ junctions on TI shown in Figs. 6, 7 and 8, is due to the breaking of \mathcal{P} and \mathcal{T} symmetry, and generates the exotic current phase relation with simultaneous coexistence of $\sin \varphi$, $\sin 2\varphi$ and $\cos \varphi$ terms.

IV. CONCLUSIONS AND DISCUSSIONS

In this paper, we have shown a very large nonreciprocity of Josephson current in a d -wave superconductor / Ferromagnetic insulator (FI) / d -wave superconductor junction on topological insulator. We have found the large magnitude of quality factor Q which characterizes the diode effect by tuning the crystal axis of both left and right d -wave superconductors.

The magnitude of Q becomes almost 0.4 at low temperatures and its sign is reversed by changing the direction of the magnetization in the FI. The physical origin of the large Q stems from the exotic current-phase relations of the Josephson current due to the simultaneous existence of $\sin \varphi$, $\cos \varphi$ and $\sin 2\varphi$ component. The present situation is realized due to the strong asymmetry of the mirror inversion symmetry along the junction interface and the

time reversal symmetry breaking by FI. The strong temperature dependence of Q stems from the existence of the low energy Andreev bound state appearing as Majorana bound states (MBSs) at the interface. We have analyzed the Fourier components of Josephson current and found that the $\cos\varphi$ changes sign by the inversion of m_z . These results can serve as a guide to design Josephson diode using MBSs on the surface of TI.

In this paper, we consider a two-dimensional (2D) junction. It is noted that the present diode effect does not exist in the 1D system. In this case, only the contribution from $\theta=0$ remains in the integral of θ in eq. (III.1). Since we are considering even-parity superconductor, $\Gamma_{nL+} = \Gamma_{nL-}$ and $\Gamma_{nR+} = \Gamma_{nR-}$ are satisfied at $\theta = 0$. Then, $C(\theta = 0)$ in eq. (III.3) becomes zero and the resulting $I(\varphi)$ does not have a $\cos\varphi$ dependence. Then, we can not expect the present diode effect.

In the end, we mention the feasibility of the actual experiments. The fabrication of the junction with misorientation angles $\alpha \neq 0$ and $\beta \neq 0$ were realized in high T_c cuprate to prove the d -wave nature of pairing [49, 50]. Also non-monotonic temperature dependence of the maximum Josephson current due to the enhanced $\sin 2\varphi$ component was observed experimentally for $\alpha = -\beta \neq 0$ [34, 51]. On the other hand, Josephson current was observed in conventional s -wave superconductor junctions fabricated on the surface of TIs [52–55]. It is noted that 4π periodicity due to the Kramers pair of MBS was reported [56]. Furthermore, a high T_c cuprate (Bi-2212) /TI junction was fabricated [57]. Based on these accumulated experimental works, the realization of the set-up in our proposal seems to be feasible, and our prediction can be tested in the near future. Finally, to pursue superconducting diode effect in the Josephson junctions with topological superconductors is an interesting future issue [58].

ACKNOWLEDGMENTS

We thank S. Tamura, T. Kokkeler and J.J. He for valuable discussions. Y. T. was supported by Scientific Research (A) (KAKENHIGrant No. JP20H00131), and Scientific Research (B) (KAKENHIGrants No. JP18H01176 and No. JP20H01857). B. L was supported by National Natural Science Foundation of China (project 11904257) and the Natural Science Foundation of Tianjin (project 20JCQNJC01310).

V. APPENDIX 1

In this section, we show eq. (III.5). We can show this relation analytically from eqs. (II.23) and (II.26). Since $|\Lambda_{dn}(\theta, \varphi)|^2 = |\Lambda_{dn}(-\theta, \varphi)|^2$ is satisfied. $I(\varphi)$ is expressed in eq. III.1. Here $A(\theta) = A(-\theta)$, $B(\theta) = B(-\theta)$, and $C(\theta) = C(-\theta)$ are satisfied. Since $\exp(-i\eta)$ changes into $\exp(i\eta)$ by the transformation of θ to $-\theta$ or m_z to $-m_z$, $\Lambda_{dn}(\theta, \varphi) = \Lambda_{dn}(\theta, m_z, \varphi)$ satisfies

$$\Lambda_{dn}(\theta, -m_z, \varphi) = \Lambda_{dn}(-\theta, m_z, -\varphi), \quad \Lambda_{dn}(-\theta, m_z, \varphi) = \Lambda_{dn}^*(\theta, m_z, \varphi)$$

and

$$|\Lambda_{dn}(\theta, -m_z, \varphi)|^2 = |\Lambda_{dn}(\theta, m_z, -\varphi)|^2. \quad (\text{V.1})$$

Also, $\Lambda_{ne} = \Lambda_{ne}(\theta, m_z)$ and $\Lambda_{no} = \Lambda_{no}(\theta, m_z)$ satisfy

$$\Lambda_{ne}(\theta, m_z) = \Lambda_{ne}(\theta, -m_z), \quad \Lambda_{no}(\theta, m_z) = -\Lambda_{no}(\theta, -m_z).$$

Then, $A(\theta) = A(\theta, m_z)$, $B(\theta) = B(\theta, m_z)$, and $C(\theta) = C(\theta, m_z)$ satisfy

$$A(\theta, m_z) = A(\theta, -m_z), \quad B(\theta, m_z) = B(\theta, -m_z), \quad C(\theta, m_z) = -C(\theta, -m_z).$$

As a result, we can derive eq. (III.5).

VI. APPENDIX 2

We can show eq. (III.6) as follows. Since $\Gamma_{nL\pm}$ and $\Gamma_{nR\pm}$ change into $\Gamma_{nL\mp}$ and $\Gamma_{nR\mp}$ by the transformation (α, β) to $(-\alpha, -\beta)$, $\Lambda_{dn}(\theta, \varphi) = \Lambda_{dn}(\theta, \varphi, \alpha, \beta)$, $\Lambda_{ne} = \Lambda_{ne}(\theta, \alpha, \beta)$, and $\Lambda_{no} = \Lambda_{no}(\theta, \alpha, \beta)$ in eqs. (II.20), (II.27), and (II.28) satisfy

$$\Lambda_{dn}(\theta, \varphi, -\alpha, -\beta) = \Lambda_{dn}(\theta, -\varphi, \alpha, \beta), \quad (\text{VI.1})$$

and

$$\Lambda_{ne}(\theta, -\alpha, -\beta) = \Lambda_{ne}(\theta, \alpha, \beta), \quad \Lambda_{no}(\theta, -\alpha, -\beta) = \Lambda_{no}(\theta, \alpha, \beta). \quad (\text{VI.2})$$

If we write α, β dependence of $I(\varphi)$ explicitly,

$$I(\varphi, \alpha, \beta) = -I(-\varphi, -\alpha, -\beta) \quad (\text{VI.3})$$

is obtained and it leads to eq. (III.6).

VII. APPENDIX 3

In this Appendix, we explain why simple d -wave superconductor junctions by cuprate without TI does not show any diode effect. In d -wave / ferromagnet insulator / d -wave superconductor junction, there is no diode effect since $\cos \varphi$ term is not generated as shown in Ref. [42] if the spin-orbit coupling is absent. We can prove why d/FI/d junction without TI can not hold the diode effect. The Hamiltonian in d -wave junctions realized in cuprates is given by

$$\begin{bmatrix} -\frac{\hbar^2(\partial_x^2 + \partial_y^2)}{2m} - \mu + m_z & 0 & 0 & \Delta(k_x, k_y) e^{i\varphi} \\ 0 & -\frac{\hbar^2(\partial_x^2 + \partial_y^2)}{2m} - \mu - m_z & -\Delta(k_x, k_y) e^{i\varphi} & 0 \\ 0 & -\Delta(k_x, k_y) e^{-i\varphi} & \frac{\hbar^2(\partial_x^2 + \partial_y^2)}{2m} + \mu - m_z & 0 \\ \Delta(k_x, k_y) e^{-i\varphi} & 0 & 0 & \frac{\hbar^2(\partial_x^2 + \partial_y^2)}{2m} + \mu + m_z \end{bmatrix}, \quad (\text{VII.1})$$

with

$$\Delta(k_x, k_y) = \left(\hat{k}_x^2 - \hat{k}_y^2 \right) \cos 2\alpha - 2\hat{k}_x \hat{k}_y \sin 2\alpha. \quad (\text{VII.2})$$

The time reversal symmetry is

$$T = \begin{bmatrix} i s_y K & 0 \\ 0 & i s_y K \end{bmatrix}, \quad (\text{VII.3})$$

and another relevant operator is the C_{2y} given by

$$C_{2y} = \begin{bmatrix} e^{-i\frac{\pi}{2}s_y} & 0 \\ 0 & e^{-i\frac{\pi}{2}s_y} \end{bmatrix} = \begin{bmatrix} -i s_y & 0 \\ 0 & -i s_y \end{bmatrix}. \quad (\text{VII.4})$$

Let us define a combined operator \tilde{T}

$$\tilde{T} = T C_{2y} = \begin{bmatrix} -s_0 K & 0 \\ 0 & -s_0 K \end{bmatrix}, \quad (\text{VII.5})$$

we can obtain

$$\tilde{T} H(\varphi) \tilde{T}^{-1} = H(-\varphi). \quad (\text{VII.6})$$

It implies that the energy spectrum has symmetry

$$E_n(\varphi) = E_n(-\varphi). \quad (\text{VII.7})$$

The energy of the junction is an even function of the phase difference φ . Thus, the Josephson current is an odd function of φ according to

$$I(\varphi) = \frac{2e}{\hbar} \frac{\partial F}{\partial \varphi} = \frac{2e}{\hbar} \frac{\partial}{\partial \varphi} \left(\sum_n E_n(\varphi) f_n \right), \quad (\text{VII.8})$$

$$I(-\varphi) = \frac{2e}{\hbar} \frac{\partial F}{\partial \varphi} = \frac{2e}{\hbar} \frac{\partial}{\partial \varphi} \left(\sum_n E_n(-\varphi) f_n \right) = -I(\varphi) \quad (\text{VII.9})$$

with Fermi distribution function f_n . Then, we can get

$$I(-\varphi) = -I(\varphi), \quad (\text{VII.10})$$

and

$$I(0) = 0. \quad (\text{VII.11})$$

If $I(0) = 0$, the Josephson current can not hold $\cos \varphi$ term which is required by diode effect. We can therefore conclude that the similar d/FI/d junction without TI can not harbor diode effect due to the combined \tilde{T} symmetry. Instead, if there is spin-orbit couplings, $\tilde{T}H(\varphi)\tilde{T}^{-1}$ will no longer equal to $H(-\varphi)$, then we can expect the $\cos \varphi$ term and diode effect. The presence of spin-orbit coupling is essential for the diode effect.

On the other hand, the surface state of a topological insulator has a strong spin-orbit coupling which generates spin-momentum locking. To enhance $\cos \varphi$ term, it is promising to consider $d/FI/d$ junction on the surface of TI.

-
- [1] Y. Tokura and N. Nagaosa, Nat. Commun. **9**, 3740 (2018).
 - [2] G. L. J. A. Rikken, J. Fölling, and P. Wyder, Phys. Rev. Lett. **87**, 236602 (2001).
 - [3] V. Krstić, S. Roth, M. Burghard, K. Kern, and G. L. J. A. Rikken, J. Chem. Phys. **117**, 11315 (2002).
 - [4] F. Pop, P. Auban-Senzier, E. Canadell, G. L. J. A. Rikken, and N. Avarvari, Nat. Commun. **5**, 3757 (2014).
 - [5] G. L. J. A. Rikken and P. Wyder, Phys. Rev. Lett. **94**, 016601 (2005).
 - [6] T. Ideue, K. Hamamoto, S. Koshikawa, M. Ezawa, S. Shimizu, Y. Kaneko, Y. Tokura, N. Nagaosa, and Y. Iwasa, Nat. Phys. **13**, 578 (2017).
 - [7] S. Hoshino, R. Wakatsuki, K. Hamamoto, and N. Nagaosa, Phys. Rev. B **98**, 054510 (2018).

- [8] R. Wakatsuki, Y. Saito, S. Hoshino, Y. M. Itahashi, T. Ideue, M. Ezawa, Y. Iwasa, and N. Nagaosa, *Sci. Adv.* **3**, e1602390 (2017).
- [9] F. Qin, W. Shi, T. Ideue, M. Yoshida, A. Zak, R. Tenne, T. Kikitsu, D. Inoue, D. Hashizume, and Y. Iwasa, *Nat. Commun.* **8**, 14465 (2017).
- [10] Y. M. Itahashi, T. Ideue, Y. Saito, S. Shimizu, T. Ouchi, T. Nojima, and Y. Iwasa, *Sci. Adv.* **6**, eaay9120 (2020).
- [11] F. Ando, Y. Miyasaka, T. Li, J. Ishizuka, T. Arakawa, Y. Shiota, T. Moriyama, Y. Yanase, and T. Ono, *Nature* **584**, 373 (2020).
- [12] B. Pal, A. Chakraborty, P. K. Sivakumar, M. Davydova, A. K. Gopi, A. K. Pandeya, J. A. Krieger, Y. Zhang, M. Date, S. Ju, N. Yuan, N. B. M. Schroter, L. Fu, and S. S. P. Parkin, *Nature Physics* **18**, 1228 (2022).
- [13] H. Narita, J. Ishizuka, R. Kawarazaki, D. Kan, Y. Shiota, T. Moriyama, Y. Shimakawa, A. V. Ognev, A. S. Samardak, Y. Yanase, and T. Ono, *Nature Nanotechnology* **17**, 823 (2022).
- [14] K.-R. Jeon, J.-K. Kim, J. Yoon, J.-C. Jeon, H. Han, A. Cottet, T. Kontos, and S. S. P. Parkin, *Nature Materials* **21**, 1008 (2022).
- [15] L. Bauriedl, C. B"aumml, L. Fuchs, C. Baumgartner, N. Paulik, J. M. Bauer, K.-Q. Lin, J. M. Lupton, T. Taniguchi, K. Watanabe, C. Strunk, and N. Paradiso, *Nature Communications* **13**, 4266 (2022).
- [16] J. J. He, Y. Tanaka, and N. Nagaosa, *New J. Phys.* **24**, 053014 (2022).
- [17] A. Daido, Y. Ikeda, and Y. Yanase, *Phys. Rev. Lett.* **128**, 037001 (2022).
- [18] N. F. Q. Yuan and L. Fu, *Proc. Nat. Acad. of Sci.* **119**, e2119548119 (2022).
- [19] S. Ilić and F. S. Bergeret, *Phys. Rev. Lett.* **128**, 177001 (2022).
- [20] T. Karabassov, I. V. Bobkova, A. A. Golubov, and A. S. Vasenko, arXiv:2203.15608 (2022).
- [21] R. S. Souto, M. Leijnse, and C. Schrade, arXiv:2205.04469 (2022).
- [22] J. Jiang, M. Milošević, Y.-L. Wang, Z.-L. Xiao, F. Peeters, and Q.-H. Chen, *Phys. Rev. Applied* **18**, 034064 (2022).
- [23] A. Daido and Y. Yanase, "Superconducting diode effect and nonreciprocal transition lines," (2022).
- [24] T. Kokkeler, F. S. Bergeret, and A. Golubov, "Field-free anomalous junction and superconducting diode effect," (2022).
- [25] K. Misaki and N. Nagaosa, *Phys. Rev. B* **103**, 245302 (2021).

- [26] C.-R. Hu, Phys. Rev. Lett. **72**, 1526 (1994).
- [27] Y. Tanaka and S. Kashiwaya, Phys. Rev. Lett. **74**, 3451 (1995).
- [28] S. Kashiwaya and Y. Tanaka, Rep. Prog. Phys. **63**, 1641 (2000).
- [29] T. Löfwander, V. S. Shumeiko, and G. Wendin, Supercond. Sci. Technol. **14**, R53 (2001).
- [30] S. Yip, J. Low Temp. Phys. **91**, 203 (1993).
- [31] Y. Tanaka and S. Kashiwaya, Phys. Rev. B **53**, R11957 (1996).
- [32] Y. Tanaka and S. Kashiwaya, Phys. Rev. B **56**, 892 (1997).
- [33] Y. S. Barash, H. Burkhardt, and D. Rainer, Phys. Rev. Lett. **77**, 4070 (1996).
- [34] G. Testa, E. Sarnelli, A. Monaco, E. Esposito, M. Ejrnaes, D.-J. Kang, S. H. Mennema, E. J. Tarte, and M. G. Blamire, Phys. Rev. B **71**, 134520 (2005).
- [35] Y. Tanaka, T. Yokoyama, and N. Nagaosa, Phys. Rev. Lett. **103**, 107002 (2009).
- [36] J. Linder, Y. Tanaka, T. Yokoyama, A. Sudbø, and N. Nagaosa, Phys. Rev. Lett. **104**, 067001 (2010).
- [37] B. Lu, K. Yada, A. A. Golubov, and Y. Tanaka, Phys. Rev. B **92**, 100503 (2015).
- [38] J. Linder, Y. Tanaka, T. Yokoyama, A. Sudbø, and N. Nagaosa, Phys. Rev. B **81**, 184525 (2010).
- [39] L. Fu and C. L. Kane, Phys. Rev. Lett. **100**, 096407 (2008).
- [40] A. Furusaki and M. Tsukada, Solid State Commun. **78**, 299 (1991).
- [41] L. Bo and T. Yukio, Phil. Trans. R. Soc. A. **376**, 20150246 (2018).
- [42] Y. Tanaka and S. Kashiwaya, J. Phys. Soc. Jpn. **69**, 1152 (2000).
- [43] A. Furusaki and M. Tsukada, Phys. Rev. B **43**, 10164 (1991).
- [44] C. W. J. Beenakker and H. van Houten, Phys. Rev. Lett. **66**, 3056 (1991).
- [45] H. J. Kwon, K. Sengupta, and V. M. Yakovenko, Eur. Phys. J. B **37**, 349 (2004).
- [46] Y. Tanaka and S. Kashiwaya, Phys. Rev. B **53**, 9371 (1996).
- [47] A. R. Akhmerov, J. Nilsson, and C. W. J. Beenakker, Phys. Rev. Lett. **102**, 216404 (2009).
- [48] K. T. Law, P. A. Lee, and T. K. Ng, Phys. Rev. Lett. **103**, 237001 (2009).
- [49] C. C. Tsuei, J. R. Kirtley, C. C. Chi, L. S. Yu-Jahnes, A. Gupta, T. Shaw, J. Z. Sun, and M. B. Ketchen, Phys. Rev. Lett. **73**, 593 (1994).
- [50] C. C. Tsuei and J. R. Kirtley, Rev. Mod. Phys. **72**, 969 (2000).
- [51] E. Il'ichev, M. Grajcar, R. Hlubina, R. P. J. IJsselsteijn, H. E. Hoenig, H.-G. Meyer, A. Golubov, M. H. S. Amin, A. M. Zagorskin, A. N. Omelyanchouk, and M. Y. Kupriyanov,

- Phys. Rev. Lett. **86**, 5369 (2001).
- [52] M. Veldhorst, M. Snelder, M. Hoek, T. Gang, V. K. Guduru, X. L. Wang, U. Zeitler, W. G. van der Wiel, A. A. Golubov, H. Hilgenkamp, and A. Brinkman, Nat. Mater. **11**, 417 (2012).
- [53] J. R. Williams, A. J. Bestwick, P. Gallagher, S. S. Hong, Y. Cui, A. S. Bleich, J. G. Analytis, I. R. Fisher, and D. Goldhaber-Gordon, Phys. Rev. Lett. **109**, 056803 (2012).
- [54] A. D. K. Finck, C. Kurter, Y. S. Hor, and D. J. Van Harlingen, Phys. Rev. X **4**, 041022 (2014).
- [55] C. Kurter, A. D. K. Finck, Y. S. Hor, and D. J. Van Harlingen, Nat. Commun. **6**, 7130 (2015).
- [56] J. Wiedenmann, E. Bocquillon, R. S. Deacon, S. Hartinger, O. Herrmann, T. M. Klapwijk, L. Maier, C. Ames, C. Brüne, C. Gould, A. Oiwa, K. Ishibashi, S. Tarucha, H. Buhmann, and L. W. Molenkamp, Nat. Commun. **7**, 10303 (2016).
- [57] P. Zareapour, A. Hayat, S. Y. F. Zhao, M. Kreshchuk, A. Jain, D. C. Kwok, N. Lee, S.-W. Cheong, Z. Xu, A. Yang, G. D. Gu, S. Jia, R. J. Cava, and K. S. Burch, Nat. Commun. **3**, 1056 (2012).
- [58] Y. Tanaka, M. Sato, and N. Nagaosa, Journal of the Physical Society of Japan **81**, 011013 (2012).