

arXiv preprint

Applicable Analysis and Discrete Mathematics;  
<https://doi.org/10.2298/AADM220526027P>

## HÜGELSCHÄFFER EGG CURVE AND SURFACE

*Maja Petrović\* and Branko Malešević*

In this paper we consider Hügelschäffer cubic curves which are generated using appropriate geometric constructions. The main result of this work is the mode of explicitly calculating the area of the egg-shaped part of the cubic curve using elliptic integrals. In this paper, we also analyze the Hügelschäffer surface of cubic curves for which we provide new forms of formulae for the volume and surface area of the egg-shaped part. Curves and surfaces of ovoid shape have wide applicability in aero-engineering and construction, and are also of biologic importance. With respect to this, in the final section, we consider some examples of the real applicability of this Hügelschäffer model.

### 1. INTRODUCTION

The starting point is the geometric construction of planar egg-shaped curves introduced by the German engineer FRITZ HÜGELSCHÄFFER in 1944, [8], [43], [44].

*Hügelschäffer curve definition.* Let there exist two circles, in an Euclidean plane:

$$\mathcal{C}_1 : X^2 + Y^2 = a^2$$

and

$$\mathcal{C}_2 : (X + w)^2 + Y^2 = b^2,$$

where  $a, b, w \geq 0$ . For the point  $P_1 = (X_1, Y_1) \in \mathcal{C}_1$  we define the point  $P_2 = (X_2, Y_2) \in \mathcal{C}_2$  by  $P_2 = O_2 P_1 \cap \mathcal{C}_2$ , where  $O_2 = (-w, 0)$  is the center of circle  $\mathcal{C}_2$ , see

---

\*Corresponding author. Maja Petrović

2020 Mathematics Subject Classification. 14H50, 53A04.

Keywords and Phrases. egg shaped curve/surface, Hügelschäffer's model, elliptic integral



where

$$(3) \quad \alpha = a, \beta = -a, \gamma = -\frac{a^2 + w^2}{2w}, H = \frac{b}{\sqrt{2w}}.$$

as considered in [38]. It is easy to check that  $\gamma < -a \Leftrightarrow (a - w)^2 > 0$ .

Functions  $f_{1,2}$  over  $[-a, a]$  determine the egg-shaped part of the cubic curve which we denote with  $\mathcal{F}_{egg}$ . Functions  $f_{1,2}$  over  $(-\infty, \gamma)$  determine the hyperbolic part of the cubic curve which we denote with  $\mathcal{F}_{hyp}$ , see Figure 2. The geometric construction of the curve  $\mathcal{F}_{hyp}$ , i.e. the extended hyperbolic part of the cubic curve, using two hyperbolae and Newton's hyperbolism was first given in the magister's thesis [38] by M. Petrović. It is noted that  $\mathcal{F} = \mathcal{F}_{egg} \cup \mathcal{F}_{hyp}$ .

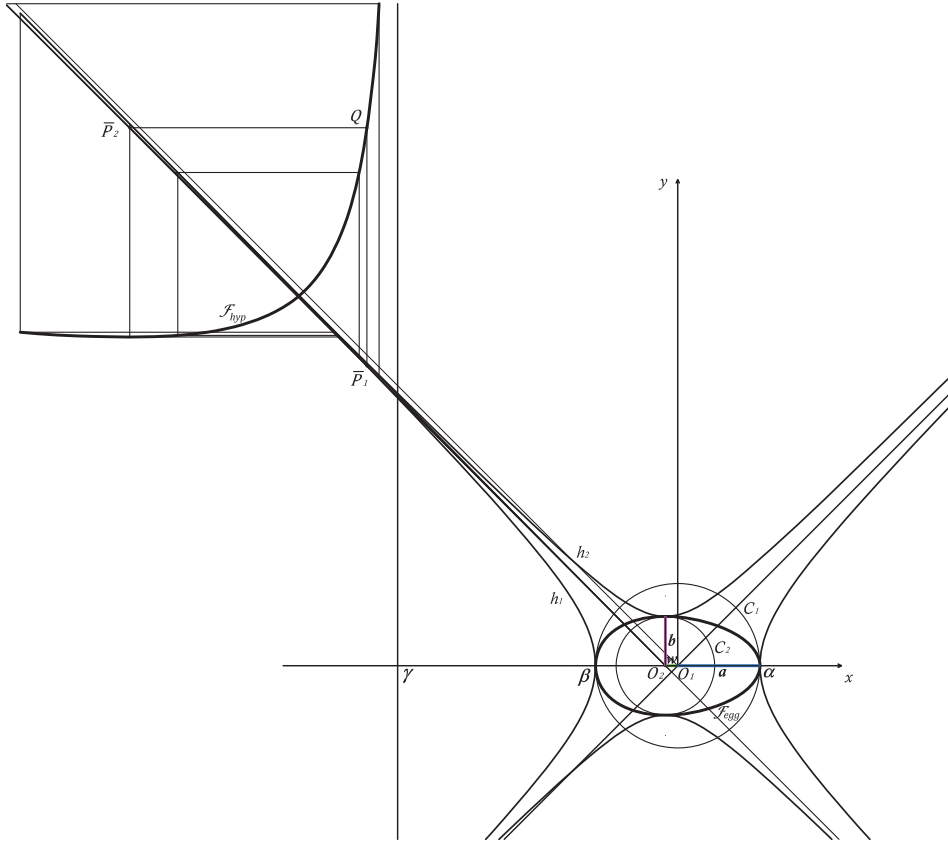


Figure 2: Hügelschäffer's construction of the egg-shaped part and the Petrović construction of the hyperbolic part of a cubic curve

Various analytical properties of the functions  $f_{1,2}$  given by (2) are considered in [38], [39]. It is simple to show the following result which is used in the next section. It holds that:

**Theorem 1.** *Let  $u$  be the abscissa of the maximum of function  $y = f_1(x)$  over  $[-a, a]$ . Then:*

$$(4) \quad \mathbf{u} = \begin{cases} -w & : w < a, \\ -a & : w = a, \\ -a^2/w & : w > a. \end{cases}$$

**Note 1.** *The case where  $w = a$  leads to the degeneration of the cubic curve  $\mathcal{F}$ , so we do not take this case of the previous theorem into further consideration.*

## 2. MAIN RESULTS

### 2.1. Hügelschäffer's egg-shaped curve

The starting point is the area of the surface bounded by the cubic curve  $\mathcal{F}_{egg}$  which is given by the integral:

$$\mathcal{A}_{egg} = 2 \int_{\beta}^{\alpha} f_1(x) dx.$$

The value  $\mathcal{A}_{egg}$  is obtained using the well-known integrals [12]:

*The elliptic integral of the first kind*

$$F(\theta, p) = \int_0^{\sin(\theta)} \frac{dt}{\sqrt{(1-t^2)(1-p^2t^2)}}, \quad 0 \leq p^2 \leq 1 \quad \wedge \quad 0 \leq \sin(\theta) \leq 1,$$

*and the elliptic integral of the second kind*

$$E(\theta, p) = \int_0^{\sin(\theta)} \frac{\sqrt{1-p^2t^2}}{\sqrt{1-t^2}} dt, \quad 0 \leq p^2 \leq 1 \quad \wedge \quad 0 \leq \sin(\theta) \leq 1.$$

Furthermore, let there be functions

$$\varphi(x) = \sqrt{\frac{(\alpha - \gamma)(x - \beta)}{(\alpha - \beta)(x - \gamma)}} \quad \wedge \quad \psi(x) = \sqrt{\frac{\alpha - x}{\alpha - \beta}},$$

where the parameters  $\alpha, \beta$  and  $\gamma$  are determined with (3) and where  $x \in [\beta, \alpha]$ . In the next theorem, we will use the following lemma.

**Lemma 1.**

$$\varphi(x) = \psi(x) \iff x = -w \vee x = -\frac{a^2}{w}.$$

The following statement is true:

**Theorem 2.** *It holds that*

$$(5) \quad \mathcal{A}_{egg} = \mathcal{A}_1 + \mathcal{A}_2$$

where

$$\begin{aligned} \mathcal{A}_1 = & \frac{4}{3}H\sqrt{\alpha-\gamma} \left( (\alpha + \beta - 2\gamma) \cdot E(\kappa, p) - 2(\beta - \gamma) \cdot F(\kappa, p) \right) + \\ & \frac{4}{3}H(\mathbf{u} + \gamma - \alpha - \beta) \sqrt{\frac{(\alpha - \mathbf{u})(\mathbf{u} - \beta)}{\mathbf{u} - \gamma}} \end{aligned}$$

and

$$\begin{aligned} \mathcal{A}_2 = & \frac{4}{3}H\sqrt{\alpha-\gamma} \left( (\alpha + \beta - 2\gamma) \cdot E(\lambda, p) - 2(\beta - \gamma) \cdot F(\lambda, p) \right) - \\ & \frac{4}{3}H\sqrt{(\alpha - \mathbf{u})(\mathbf{u} - \beta)(\mathbf{u} - \gamma)} \end{aligned}$$

with the parameters:

$$p = \sqrt{\frac{\alpha - \beta}{\alpha - \gamma}}, \quad \kappa = \arcsin \varphi(\mathbf{u}), \quad \lambda = \arcsin \psi(\mathbf{u})$$

and where  $\mathbf{u}$  is the abscissa of the maximum of function  $y = f_1(x)$  (see eq. (4)).

**Proof.** Note that  $\alpha > \beta > \gamma$  and it follows that for  $p$  it holds

$$0 < p^2 = \frac{\alpha - \beta}{\alpha - \gamma} = 1 - \frac{\beta - \gamma}{\alpha - \gamma} < 1.$$

Starting from  $\mathbf{u}$  as the abscissa of the maximum of the function for parameters  $\kappa = \arcsin \varphi(\mathbf{u})$  and  $\lambda = \arcsin \psi(\mathbf{u})$  it holds that

$$\kappa = \lambda = \arcsin \sqrt{\frac{\alpha - \mathbf{u}}{\alpha - \beta}},$$

in accordance with Theorem 1. and Lemma 1. Additionally, the expression

$$0 < \sin \lambda = \sqrt{\frac{\alpha - \mathbf{u}}{\alpha - \beta}} = \sqrt{1 - \frac{\mathbf{u} - \beta}{\alpha - \beta}} < 1,$$

is satisfied, because  $\alpha > \mathbf{u} > \beta > \gamma$ . Because of this, the inequality

$$0 < \sin \kappa < 1.$$

is also correct. First, let us consider

$$I_1 = \int_{\beta}^{\mathbf{u}} f_1(t) dt = H \int_{\beta}^{\mathbf{u}} \sqrt{\frac{(\alpha - t)(t - \beta)}{t - \gamma}} dt.$$

Then, from [12] according to formula 3.141/34 it holds that

$$I_1 = \frac{2}{3} H \sqrt{\alpha - \gamma} \left( (\alpha + \beta - 2\gamma) \cdot E(\kappa, p) - 2(\beta - \gamma) \cdot F(\kappa, p) \right) + \frac{2}{3} H (\mathbf{u} + \gamma - \alpha - \beta) \sqrt{\frac{(\alpha - \mathbf{u})(\mathbf{u} - \beta)}{\mathbf{u} - \gamma}}$$

because the condition  $\alpha \geq \mathbf{u} > \beta > \gamma$  is satisfied. Second, let us consider

$$I_2 = \int_{\mathbf{u}}^{\alpha} f_1(t) dt = H \int_{\mathbf{u}}^{\alpha} \sqrt{\frac{(\alpha - t)(t - \beta)}{t - \gamma}} dt.$$

Then, from [12] according to formula 3.141/35 it holds that

$$I_2 = \frac{2}{3} H \sqrt{\alpha - \gamma} \left( (\alpha + \beta - 2\gamma) \cdot E(\lambda, p) - 2(\beta - \gamma) \cdot F(\lambda, p) \right) - \frac{2}{3} H \sqrt{(\alpha - \mathbf{u})(\mathbf{u} - \beta)(\mathbf{u} - \gamma)}$$

because the condition  $\alpha > \mathbf{u} \geq \beta > \gamma$  is satisfied. Therefore, the claim of the theorem follows from

$$\mathcal{A}_1 = 2I_1 \wedge \mathcal{A}_2 = 2I_2 \implies \mathcal{A}_{egg} = \mathcal{A}_1 + \mathcal{A}_2.$$

Also see Figure 3.

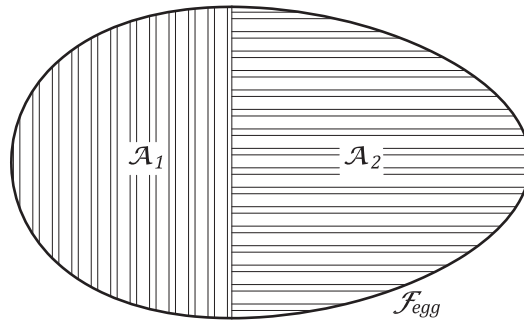


Figure 3: Areas  $\mathcal{A}_1$  and  $\mathcal{A}_2$  of the Hügelschäffer egg curve

□

Let us emphasize that if  $\mathbf{u} = -w$ , then

$$(6) \quad \mathcal{A}_1 = \frac{2(a+w)b}{3w} \left( \frac{a^2+w^2}{w} E \left( \arcsin \sqrt{\frac{a+w}{2a}}, \frac{2\sqrt{aw}}{a+w} \right) - \frac{(a-w)^2}{w} F \left( \arcsin \sqrt{\frac{a+w}{2a}}, \frac{2\sqrt{aw}}{a+w} \right) \right) - \frac{2b}{3w} (a^2 + 3w^2)$$

and

$$(7) \quad \mathcal{A}_2 = \frac{2(a+w)b}{3w} \left( \frac{a^2+w^2}{w} E \left( \arcsin \sqrt{\frac{a+w}{2a}}, \frac{2\sqrt{aw}}{a+w} \right) - \frac{(a-w)^2}{w} F \left( \arcsin \sqrt{\frac{a+w}{2a}}, \frac{2\sqrt{aw}}{a+w} \right) \right) - \frac{2b}{3w} (a^2 - w^2).$$

Also, let us emphasize that if  $\mathbf{u} = -\frac{a^2}{w}$ , then

$$(8) \quad \mathcal{A}_1 = \frac{2(a+w)b}{3w} \left( \frac{a^2+w^2}{w} E \left( \arcsin \sqrt{\frac{a+w}{2w}}, \frac{2\sqrt{aw}}{a+w} \right) - \frac{(a-w)^2}{w} F \left( \arcsin \sqrt{\frac{a+w}{2w}}, \frac{2\sqrt{aw}}{a+w} \right) \right) - \frac{2ab}{3w^2} (3a^2 + w^2)$$

and

$$(9) \quad \mathcal{A}_2 = \frac{2(a+w)b}{3w} \left( \frac{a^2+w^2}{w} E \left( \arcsin \sqrt{\frac{a+w}{2w}}, \frac{2\sqrt{aw}}{a+w} \right) - \frac{(a-w)^2}{w} F \left( \arcsin \sqrt{\frac{a+w}{2w}}, \frac{2\sqrt{aw}}{a+w} \right) \right) - \frac{2ab}{3w^2} (-a^2 + w^2).$$

Notice that from (6) and (7) it follows

$$\mathcal{A}_1 + \mathcal{A}_2 = \mathcal{A}_{egg} \quad \text{and} \quad \mathcal{A}_2 - \mathcal{A}_1 = \frac{8}{3}bw;$$

and that from (8) and (9) it follows

$$\mathcal{A}_1 + \mathcal{A}_2 = \mathcal{A}_{egg} \quad \text{and} \quad \mathcal{A}_2 - \mathcal{A}_1 = \frac{8}{3} \frac{a^3b}{w^2}.$$

## 2.2. Hügelschäffer's surface

1. *The implicit form of the HÜGELSCHÄFFER's surface.* The 3D surface generated by rotating the curve  $\mathcal{F}$  given by (1) around the  $x$ -axis for  $360^\circ$  has the following implicit form

$$(10) \quad \frac{x^2}{a^2} + \frac{y^2 + z^2}{b^2} g(x) = 1, \quad g(x) = 1 + \frac{2wx + w^2}{a^2}.$$

In Figure 4, a 3D surface generated using the cubic curve  $\mathcal{F}$  with appropriate parameters  $a$ ,  $b$  and  $w$  is shown.

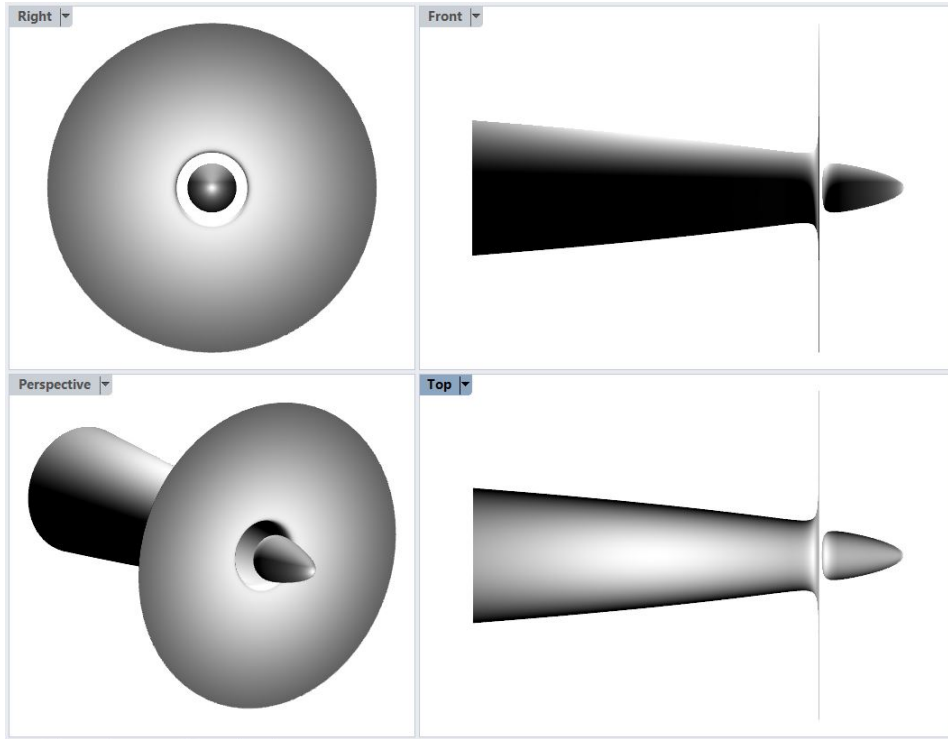


Figure 4: A Hügelschäffer surface (top, front, right and axonometric view)

2. *The explicit form of the HÜGELSCHÄFFER surface.* Solving the equation (10) for  $z$ , the explicit form of the HÜGELSCHÄFFER surface is obtained

$$z = z(x, y) = \pm \sqrt{\frac{b^2(a^2 - x^2)}{2wx + w^2 + a^2} - y^2},$$

with domain  $D_{xy} = \{(x, y) \in \mathbb{R}^2 \mid f_1(x) \leq y \leq f_2(x) : x \in (-\infty, \gamma) \cup [-a, a]\}$ .



3. *The volume of the surface generated by rotating the curve  $\mathcal{F}_{egg}$  around the  $x$ -axis.* It is simple to show that the volume of the surface generated by rotating the curve  $\mathcal{F}_{egg}$  around the  $x$ -axis is given by

$$(11) \quad V_{egg} = \pi \int_{\beta}^{\alpha} f_1^2(x) dx = \frac{\pi b^2}{4w^3} \left( (a^2 - w^2)^2 \ln \left| \frac{a-w}{a+w} \right| + 2aw(a^2 + w^2) \right).$$

For the previous expression for surface volume it holds:

(i) if observing  $w$  in the following limit process, the volume of a spheroid is obtained

$$V_{spheroid} = \lim_{w \rightarrow 0^+} V_{egg} = \frac{4}{3} ab^2 \pi.$$

Note that, from this, it is obtained, for the value  $b = a$ :

$$V_{sphere} = \frac{4}{3} a^3 \pi,$$

which represents the formula for the volume of a sphere of radius  $a$ .

(ii) if  $w = a$  and  $a \neq 0$ , then the volume of a paraboloid is obtained:

$$V_{paraboloid} = ab^2 \pi.$$

4. *The surface area of the surface generated by rotating the curve  $\mathcal{F}_{egg}$  around the  $x$ -axis for  $360^\circ$ .* The egg-shaped surface has the following formula for calculating the area of the 3D surface:

$$\mathcal{S}_{egg} = 2\pi \int_{\beta}^{\alpha} f_1(x) \sqrt{1 + (f_1'(x))^2} dx.$$

Substituting  $x = t + \gamma$  it is obtained:

$$\mathcal{S}_{egg} = \frac{b\pi}{4w^2} \int_{-a-\gamma}^{a-\gamma} \frac{\sqrt{Q_5(t)}}{t^2} dt,$$

with the polynomial of the fifth degree

$$Q_5(t) = a_5 t^5 + a_4 t^4 + a_3 t^3 + a_2 t^2 + a_1 t + a_0$$

and the coefficients

$$a_5 = -32w^3$$

$$a_4 = 4w^2(8a^2 + b^2 + 8w^2)$$

$$a_3 = -8w(a^2 - w^2)^2$$

$$a_2 = -2b^2(a^2 - w^2)^2$$

$$a_1 = 0$$

$$a_0 = \frac{b^2}{4w^2}(a^2 - w^2)^4.$$

Based on the previous, it follows that

$$(12) \mathcal{S}_{egg} = \frac{b\pi}{4w^2} \int_{\frac{(a-w)^2}{2w}}^{\frac{(a+w)^2}{2w}} \frac{\sqrt{-32w^3t^5 + 4w^2(8a^2 + b^2 + 8w^2)t^4 - 8w(a^2 - w^2)^2t^3 - 2b^2(a^2 - w^2)^2t^2 + \frac{b^2}{4w^2}(a^2 - w^2)^4}}{t^2} dt.$$

Let us consider some approximative methods for calculating the integral (12). Utilizing the Simpson's quadrature rule for  $n = 3$  points:

$$\begin{aligned} \mathcal{S}_{egg} &\approx \mathcal{S}_{egg_{n=3}} = \frac{a}{3} \frac{b\pi}{4w^2} \left( \frac{\sqrt{Q_5(-a-\gamma)}}{(-a-\gamma)^2} + 4 \frac{\sqrt{Q_5(-\gamma)}}{\gamma^2} + \frac{\sqrt{Q_5(a-\gamma)}}{(a-\gamma)^2} \right) = \\ &= \frac{\pi a}{3} \left( \frac{2ab^2}{(a-w)^2} + \frac{8ab}{(a^2+w^2)^2} \sqrt{(a^2+w^2)^3 + a^2b^2w^2} + \frac{2ab^2}{(a+w)^2} \right) \end{aligned}$$

an approximative formula for the area of the HÜGELSCHÄFFER egg-shaped surface is obtained.

For the previous expression for the area of the surface, it holds that:

(i) if observing  $a \neq 0$  and  $w \rightarrow 0+$  an approximative formula for the area of a spheroid is obtained:

$$\mathcal{S}_{spheroid} \approx \frac{4b\pi}{3}(b+2a).$$

This approximative formula is also given in [42]. Note that for the value  $b = a$  it holds that

$$\mathcal{S}_{sphere} = 4a^2\pi,$$

which represents the formula for the area of a sphere of radius  $a$ .

(ii) if observing  $w = a$  and  $a \neq 0$ , from (12) a well-known formula for the area of a paraboloid is obtained:

$$\mathcal{S}_{paraboloid} = \frac{b\pi}{2a^2} \int_0^{2a} \frac{\sqrt{-8a^3t^5 + a^2(8a^2 + b^2 + 8a^2)t^4}}{t^2} dt = \frac{b\pi}{24a^2} ((16a^2 + b^2)^{3/2} - b^3).$$

### 3. APPLICATIONS

The construction of the HÜGELSCHÄFFER egg-shaped curve model was established in the mid-20th century for the purposes of aero-engineering [8], [43], [44]. Even today, this model is used for the fuselage cross-sections of gliders, [4]: "The fuselage cross-sections of the ASW27 are described by a so-called 'Hügelschäffer-Egg-Curve' which has the special feature of a continuous curvature on its circumference, a prerequisite for a smooth pressure distribution and undisturbed boundary layer development" and according to [5]: "For an undisturbed boundary layer development, continuity of curvature is required in flow direction. This is guaranteed by deriving the top, bottom, and line of largest width from airfoil shapes, and using Hügelschäffer curves (deformed ellipses) for the fuselage cross-sections".

In the papers [7], [19], [34], [35], [36] and [40] some mathematical properties of the HÜGELSCHÄFFER curve are considered, as well as some of its applications in architecture.

The applications of egg-shaped curves are also significant in civil engineering, and especially in hydrology, [1], [3], [13], [41], [47], [48], [49], [54]. Sewer Systems with Egg-Shaped Pipe Cross Sections are gaining traction in cities because of the availability of modern technologies. Egg-shaped or ovoid cross-sections are also common in old brick-built sewerage systems. Several cities around the world including London, Paris, Hamburg, New York, Los Angeles, Cleveland, Minneapolis, Newark, Kolkata, Mumbai and Delhi have such sewer systems. The egg-shaped cross section of these pipes is achieved by the composition of circular arcs. Note that in India, according to a standard from 1976, sewer pipes with an egg-shaped trifocal curve profile (eggclipse section) are used, [6].

In the next part of this section, we state some numerical examples.

**Numerical example 1:** For the city of Cleveland, Ohio, USA, in [16], a graphical model of egg-shaped curves for sewer channels with length  $L = H$ , shape index  $B/L = \frac{2+\sqrt{3}}{3+\sqrt{3}}$  and offset from the bottom to the point where the channel is widest  $S = \frac{5}{2} \frac{L}{3+\sqrt{3}}$  is given. The profile of the sewer pipe is an egg-shaped curve constructed through composition of circular arcs. Based on this model, a HÜGELSCHÄFFER egg-shaped curve model can be formed with parameters  $L$ ,  $B$  and  $w = \frac{2-\sqrt{3}}{3+\sqrt{3}} \frac{L}{2}$ . In the following table, a comparison of values for area  $A$  according to [16] (see Table: Egg-Shaped Sewers; File No. 73M) and values for the area of the corresponding HÜGELSCHÄFFER curve  $\mathcal{A}$  calculated according to our paper (see Table 1: column 7) is given. Let us emphasize that based on this data, the coefficient of determination is  $R^2 = 0.999179\dots$ . The value of the coefficient of determination of  $R^2 \approx 1$  confirms that this HÜGELSCHÄFFER egg-shaped curve model can be a valid approximation of the egg-shaped curve considered in [16].

Analogous to the previous example, a HÜGELSCHÄFFER egg-shaped curve model can be generated according to the profiles of egg-shaped pipe sewers obtained through composition of circular arcs with the shape index  $B/L = 2/3$  or  $B/L = 3/4$  as given in [51].

<i>No.</i>	$L(ft)$	$B(ft)$	$S(ft)$	$A(ft^2)$	$w(ft)$	$\mathcal{A}(ft^2)$
2	2.25	1.94	1.28	3.41	0.155	3.420108855
3	2.75	2.23	1.64	4.75	0.265	4.793986508
4	3.23	2.55	1.71	6.37	0.095	6.46613264
5	3.74	2.95	1.98	8.54	0.110	8.66154837
6	4.23	3.34	2.24	10.93	0.125	11.09141523
7	4.69	3.70	2.48	13.43	0.135	13.62336584
8	5.12	4.04	2.71	16.01	0.150	16.23882865
9	5.54	4.38	2.93	18.74	0.160	19.04989185
10	5.94	4.69	3.14	21.55	0.170	21.87112886
11	6.33	5.00	3.35	24.47	0.185	24.84723069
12	6.71	5.30	3.55	27.50	0.195	27.9193156
13	7.08	5.59	3.75	30.61	0.210	31.0701810
14	7.44	5.88	3.94	33.80	0.220	34.3439429
15	7.79	6.15	4.12	37.06	0.225	37.6115462
16	8.13	6.42	4.30	40.37	0.235	40.9764108
17	8.47	6.69	4.48	43.81	0.245	44.4854110
18	8.79	6.94	4.65	47.19	0.255	47.8911598
19	9.12	7.20	4.83	50.79	0.270	51.5497738
20	9.43	7.45	4.55	54.31	0.275	55.1534978

Table 1: Cross section areas of Egg-Shaped Sewers with respective parameters

□

In recent years, the application of HÜGELSCHÄFFER models, as well as other mathematical models for describing the shape of eggs - ovoid forms (curves and surfaces) in the poultry industry and food engineering is on the rise, as evident from papers [2], [14], [15], [17], [20], [22] – [32].

The reason for the use of the HÜGELSCHÄFFER egg-shaped curve model is its presentation as a non-destructive oomorphological model when calculating the area of a planar curve  $\mathcal{A}$  and the volume  $V$  and the surface area  $S$  of a 3D surface [26], [30], [31]. Note that "oomorphological models" is used as a substitute for "egg-shaped models" [18]. The authors Narushin et al. used 2D digital images of egg contours to obtain concrete values for the parameters  $L = 2a$ ,  $B = 2b$  and  $w$ , [25], [26]. According to [26] the typical length of a hen egg varies between 5

and 7 cm, and the ratio of parameters  $B$  and  $L$  which is called the shape index  $SI = B/L$  varies between 0.70 and 0.78. Based on this data and digital imaging of hen eggs Narushin et al. reached the conclusion that the parameter  $w$  has a minimum value of 0.021 and a maximum value of 0.249 ([26], see Table 1). Note that in paper [20] and [46], the authors consider other ranges for the values of parameters  $B$  and  $L$ .

The formulae from the second section of this paper produce correct results for the area of a planar curve  $\mathcal{A}$  – formula (5), the volume  $V$  – formula (11) and the surface area  $\mathcal{S}$  of a 3D egg surface – formula (12). In the following several numerical examples, a comparison of these formulae with approximative formulae from works [25], [26] and [27] is given.

**Numerical example 2:** In the paper [27], the case where  $L = 2a = 6\text{ cm}$ ,  $B/L = 0.775$  and  $w/L = 0.125$  was considered. In this case, the parameters  $a$ ,  $b$  and  $w$  for the HÜGELSCHÄFFER egg-shaped curve model have the following values:  $a = L/2 = 3\text{ cm}$ ,  $b = B/2 = 4.65/2 = 2.325\text{ cm}$  and  $w = L/8 = 0.75\text{ cm}$ . Based on the approximative formula given by the authors of [27]:  $Area = 0.118B^2 + 0.637LB + 0.014L^2$  the area of the plane curve  $Area = 20.827755\text{ cm}^2$  was obtained. The same authors, in paper [26], utilizing Simpson’s rule with three points, obtained an approximate value for the area of the plane curve  $\mathcal{A}_{Simpson} = 21.062316\text{ cm}^2$ . Comparing these values with the values obtained using formulae (6) and (7) as exact results:

$$\mathcal{A}_1 = 8.545026\dots\text{ cm}^2, \quad \mathcal{A}_2 = 13.195026\dots\text{ cm}^2 \quad \Rightarrow \quad \mathcal{A} = \mathcal{A}_1 + \mathcal{A}_2 = 21.740052\dots\text{ cm}^2,$$

we can conclude that

$$|\mathcal{A} - Area| = 0.912297\dots\text{ cm}^2 \quad \text{and} \quad |\mathcal{A} - \mathcal{A}_{Simpson}| = 0.677736\dots\text{ cm}^2. \quad \square$$

**Numerical example 3:** Based on data from Table 2 obtained by the authors of work [25] through digitally measuring 40 chicken eggs, the mean values of the relevant parameters are:  $L = 2a = 405.81\text{ pixels}$ ,  $B = 312.65\text{ pixels}$  and  $A = 98984.1\text{ pixels}$  i.e.  $A = 19.05\text{ cm}^2$ . Note that in [25] the following graphical conversion was used:  $72.09\text{ pixels}$  in  $1\text{ cm}$  and  $5197.03\text{ pixels}$  in  $1\text{ cm}^2$ . Furthermore, from formula  $Area = 0.118B^2 + 0.637LB + 0.014L^2$  of the aforementioned work, the value of the area of the plane curve  $Area = 94660.37552\text{ pixels}$  was obtained, i.e.  $Area = 18.214\text{ cm}^2$ .

Observing the equation  $\mathcal{A} = A$  it can be concluded that the respective HÜGELSCHÄFFER egg-shaped curve model has an unique value for the parameter  $w$  given by  $w_0 = 46.678275\dots\text{ pixels}$  i.e.  $w_0 = 0.6475\dots\text{ cm}$ . In the work [26] for the observed data, a mean value of parameter  $w = 0.12\text{ cm}$  is given. Based on the fact that  $|w_0 - w| > 0.5\text{ cm}$  it can be concluded that, for these values of parameters  $w$  and  $w_0$ , the contours of the respective egg-shaped curves, despite the area in the HÜGELSCHÄFFER models being the same, are, geometrically, significantly different.  $\square$

**Numerical example 4:** Based on data from Table 1 which authors of the work [45], Sedghi and Ghaderi, obtained by digitally measuring 177 hen eggs at 60 weeks of age, their average values of the relevant parameters are:  $L = 2a = 5.708 \text{ cm}$ ,  $B = 4.431 \text{ cm}$  and  $V = 57.458 \text{ cm}^3$  ([45], see Table 1). Using the following values in our egg-shaped surface model:  $a = L/2 = 2.854 \text{ cm}$ ,  $b = B/2 = 2.2155 \text{ cm}$  and  $V_{egg} = V (= 57.458 \text{ cm}^3)$ , then, according to formula (11) for the volume of the HÜGELSCHÄFFER egg-shaped surface model, an unique positive value of parameter  $w = 0.9138298 \dots \text{ cm}$  can be determined, for which  $V_{egg} = V$ . For these values of parameters  $a$ ,  $b$  and  $w$  the surface area of the HÜGELSCHÄFFER model is  $S_{egg} = 73.61192 \text{ cm}^2$  which corresponds to some predicted means for  $S$  ([45], see Table 3, Code A-K).  $\square$

The numerical values in this paper were determined using the computer algebra system Maple. For the purposes of this paper, a web applet dedicated to all the numerical values considered here was also developed [21].

#### 4. CONCLUSION

Egg-shaped curves and surfaces have wide applications in engineering (air, civil, food). For the calculation of  $A$ ,  $V$  and  $S$  of egg-shaped curves and surfaces, mostly numerical approximations were used, such as the ones presented in works [17], [25], [28], [37], [45], [50], [53]. In this paper, we determined the formulae for calculating  $A$ ,  $V$  and  $S$  in a HÜGELSCHÄFFER model and we expect that the obtained result will be applicable in various engineering areas.

**Acknowledgments.** The second author was supported in part by the Serbian Ministry of Education, Science and Technological Development, under project 451-03-68/2022-14/200103.

#### REFERENCES

1. N. B. BASU, A. DEY, D. GHOSH: *Kolkata's brick sewer renewal: history, challenges and benefits*. Proceedings of the Institution of Civil Engineers – Civil Engineering, **166** (2) (2013), 74–81.
2. J. D. BIGGINS, J. E. THOMPSON, T. R. BIRKHEAD: *Accurately quantifying the shape of birds' eggs*. Ecology and evolution, **8** (2018), 9728–9738.
3. M. BIJANKHAN, S. KOUCHAKZADEH: *Egg-shaped cross section: Uniform flow direct solution and stability identification*. Flow Measurement and Instrumentation, **22**(6), 2124 (2011), 511–516.
4. R. BERGER, L. M. M. BOERMANS: *Aerodynamic design of the wing-fuselage junction for the high-performance sailplane Mü-31*. Technical soaring, **28**(3) (2004), 13–23.
5. L. M. M. BOERMANS: *Research on sailplane aerodynamics at Delft University of Technology. Recent and present developments*. Presented to the Netherlands Association of Aeronautical Engineers (NVvL) on 1 June 2006, 1– 25. <http://frotor.fs.cvut.cz/doc/37.pdf>

6. BUREAU OF INDIAN STANDARDS, IS 4880-2: *Code of practice for design of tunnels conveying water, Part 2: Geometric design [WRD 14: Water Conductor Systems]* (1976), 1–15.
7. R. DARMAWAN: *Persamaan Garis Singgung Kurva Bentuk Telur Hügelschäffer*. *Majamath*, **2**(2) (2019), 94–101.
8. FLUGSPORT: *Luftfahrt Zeitschrift Flugsport-Kompletter Jahrgang (I. Eierkurven nach F. Hügelschäffer)*. *Digitale Luftfahrt-Bibliothek*, **9** (1944), 162–163.
9. R. FERRÉOL: *Hyperbolism and antihyperbolism of a curve: Newton transformation*. (2009) <https://mathcurve.com/courbes2d/hyperbolisme/hyperbolisme.shtml>  
<https://mathcurve.com/courbes2d.gb/hyperbolisme/hyperbolisme.shtml>
10. R. FERRÉOL: *Oeuf de Hügelschäffer*. (2009) <https://mathcurve.com/courbes2d/oeuf/oeuf.shtml>
11. R. FERRÉOL, J. MANDONNET: *Cubique Mixte*. (2001) <https://mathcurve.com/courbes2d/cubicmixte/cubicmixte.shtml>
12. I. GRADSHTEYN, I. RYZHIK: *Table of Integrals Series and Products*. 8th edn. Academic Press, Cambridge, 2015.
13. R. L. HACHEMI, M. LAKEHAL, B. ACHOUR: *Modern vision for critical flow in an egg-shaped section*. *Water Science & Technology*, **84**(4), 841 (2021), 840–850.
14. A. HECK: *Mathematical Brooding over an Egg*. *Journal of Online Mathematics and Its Applications, Convergence* **8** (2008), 1–12. [https://www.maa.org/external\\_archive/joma/Volume8/Heck/index.html](https://www.maa.org/external_archive/joma/Volume8/Heck/index.html)
15. S. HOLGUIN, V. KREINOVICH: *Shape of an Egg: Towards a Natural Simple Universal Formula*. Technical Report UTEP-CS-22-55, (2022), 1–6. <https://www.cs.utep.edu/vladik/2022/tr22-55.pdf>
16. F. G. JACKSON, J. WASIK, R. E. DEVAUL: *Standard Construction Drawings. Standard plan for Egg Shaped Sewers Dimensions & Areas. City of Cleveland, Ohio, Division of Engineering and Construction*, File No. **73 M** (2008), 24–24. <https://www.clevelandohio.gov/node/3063>; [https://www.clevelandohio.gov/sites/default/files/forms\\_publications/Standard%20Construction%20Drawings.pdf?id=6510](https://www.clevelandohio.gov/sites/default/files/forms_publications/Standard%20Construction%20Drawings.pdf?id=6510)
17. O. KARABULUT: *Estimation of the external quality characteristics of goose eggs of known breadth and length*. *Vet Med-Czech*, **66**(10) (2021), 440–447.
18. J. V. KOSTIN: *On the methods of oomorphological studies and the unifying of the descriptions of oological materials*. pp. 14–22 in (G. A. Noskov, Ed.): *Metodiki issledovaniya produktivnosti i struktury vidov ptits v predelah ih arealov*, Vilnius, Lithuania, Mokslas 1977.
19. A. R. MAULANA, M. YUNUS, D. R. SULISTYANINGRUM: *The Constructions of Egg-Shaped Surface Equations using Hügelschäffer's Egg-Shaped Curve*. *Indonesian Journal of Physics*, **26**(2) (2015), 26–30.
20. M. MILOJEVIĆ, Z. JOKIĆ, S. MITROVIĆ: *Effects of Morphometric Indicators on Incubation Values of Eggs and Sex of the Chicks of the Light Hen Hybrids*. In book: *Animal Models in Medicine and Biology*, **Ch. 13** (2020), 1–15.
21. M. MILOŠEVIĆ: *Hügelschäffer egg curve and surface applet*, OviFORM (2022) <https://oviform.etf.bg.ac.rs>

22. I. S. MYTIAI, A. V. MATSYURA: *Geometrical standards in shapes of avian eggs*. Ukrainian Journal of Ecology, **7**(3) (2017), 264–282.
23. I. S. MYTIAI, A. V. MATSYURA: *Usage of the iterative photo-computing method in specifying of bird egg radiuses curvature*. Ukrainian Journal of Ecology, **8**(4) (2018), 195–204.
24. I. S. MYTIAI, A. V. MATSYURA: *Mathematical interpretation of artificial ovoids and avian egg shapes (part I)*. Regulatory Mechanisms in Biosystems, **10**(1) (2019), 92–102.
25. V. G. NARUSHIN, G. LU, J. CUGLEY, M. N. ROMANOV, D. K. GRIFFIN: *A 2-D imaging-assisted geometrical transformation method for non-destructive evaluation of the volume and surface area of avian eggs*. Food Control, **112** (107112) (2020), 1–8.
26. V. G. NARUSHIN, M. N. ROMANOV, G. LU, J. CUGLEY, D. K. GRIFFIN: *Digital imaging assisted geometry of chicken eggs using Hügelschäffer's model*. Biosystems Engineering, **197** (2020), 45–55.
27. V. G. NARUSHIN, M. N. ROMANOV, G. LU, J. CUGLEY, D. K. GRIFFIN: *How oviform is the chicken egg? New mathematical insight into the old oomorphological problem*. Food Control, **119** (107484) (2021), 1–12.
28. V. G. NARUSHIN, M. N. ROMANOV, D. K. GRIFFIN: *Non-destructive measurement of chicken egg characteristics: improved formulae for calculating egg volume and surface area*. Biosystems Engineering, **201** (2021), 42–49.
29. V. G. NARUSHIN, M. N. ROMANOV, D. K. GRIFFIN: *Non-destructive evaluation of the volumes of egg shell and interior: Theoretical approach*. Journal of Food Engineering, **300** (110536) (2021), 1–8.
30. V. G. NARUSHIN, M. N. ROMANOV, D. K. GRIFFIN: *Egg and math: introducing a universal formula for egg shape*. Annals of the New York Academy of Sciences, **1505** (2021), 169–177.
31. V. G. NARUSHIN, M. N. ROMANOV, B. MISHRA, D. K. GRIFFIN: *Mathematical progression of avian egg shape with associated area and volume determinations*. Annals of the New York Academy of Sciences, (2022), 1–14.
32. V. G. NARUSHIN, M. N. ROMANOV, D. K. GRIFFIN: *Egg-inspired engineering in the design of thin-walled shelled vessels: a theoretical approach for shell strength*. Front. Bioeng. Biotechnol. **10**:995817. (2022), 1–11. doi: 10.3389/fbioe.2022.995817
33. SIR I. NEWTON: *Enumeration of Lines of the third order*. H. G. Bohn, London, pp. 21–23, 62–63, 1860.
34. M. OBRADOVIĆ, B. MALEŠEVIĆ, M. PETROVIĆ: *Conic Section of a Type of Egg Curve Based Conoid*. In Proceedings of 2<sup>nd</sup> International Conference for Geometry and Graphics – moNGeometrija 2010, Belgrade, Serbia (2010), 447–466.
35. M. OBRADOVIĆ, M. PETROVIĆ: *Spatial Interpretation of Hügelschäffer's Egg Curve Construction*. In Proceedings of 24<sup>th</sup> National and 1<sup>st</sup> International Conference for Geometry and Graphics – moNGeometrija 2008, Vrnjačka Banja, Serbia (2008), 222–232.
36. M. OBRADOVIĆ, B. MALEŠEVIĆ, M. PETROVIĆ, G. DJUKANOVIĆ: *Generating Curves of Higher Order Using the Generalisation of Hügelschäffer's Egg Curve Construction*. In Proceedings of International Conference on Engineering Graphics and Design – ICEGD 2013, Timisoara, Romania, (SCIENTIFIC BULLETIN of the "POLITEHNICA" University of Timisoara, Romania), Tomul 58(72), Fasc. **1**(2013), 110–115.



- 
37. C. V. PAGANELLI, A. J. OLSZOWKA, A. AR: *The Avian Egg: Surface Area, Volume, and Density*. The Condor, **76**(3)(1974), 319–325.
  38. M. PETROVIĆ: *Egg curves and generalisation Hügelschäffer's construction*. M.Sc. degree thesis, Faculty of architecture, University of Belgrade, 2010.
  39. M. PETROVIĆ, M. OBRADOVIĆ: *The Complement of the Hügelschäffer's construction of the Egg Curve*. In Proceedings of 2<sup>nd</sup> International Conference for Geometry and Graphics – moNGeometrija 2010, Belgrade, Serbia (2010), 520–531.
  40. M. PETROVIĆ, M. OBRADOVIĆ, R. MIJAILOVIĆ: *Suitability analysis of Hügelschäffer's egg curve application in architectural structures' geometry*. In Proceedings of International Conference on Engineering Graphics and Design – ICEGD 2011 "Sustainable Eco Design", Iasi, Romania (Buletinul Institutului Politehnic din Iasi, Publicat de Universitatea Tehnică "Gheorghe Asachi" din Iasi), Tomul LVII(LXI), Fasc. **3** (2011), 115–122.
  41. M. REGUEIRO-PICALLO, J. NAVES, J. ANTA, J. PUERTAS, J. SUÁREZ: *Experimental and Numerical Analysis of Egg-Shaped Sewer Pipes Flow Performance*. Water, **8**(12), 587 (2016), 1–9.
  42. J. SATTERLY: *Formulae for Volumes, Surface Areas and Radii of Gyration of Spheres, Ellipsoids and Spheroids*. The Mathematical Gazette, **44**(347) (1960), 15–19.
  43. H. SCHMIDBAUER: *Kleine Mitteilungen, II. Eine exakte Eierkurvenkonstruktion mit technischen Anwendungen*. Elemente der Mathematik, **3** (1948), 67–68.
  44. H. SCHMIDBAUER: *Berichtigung*. Elemente der Mathematik, **4** (1949), 96–96.
  45. M. SEDGHI, M. GHADERI: *Digital analysis of egg surface area and volume: Effects of longitudinal axis, maximum breadth and weight*. Accepted in Information Processing in Agriculture, (2022), 1–11.
  46. L. SEVERA, Š. NEDOMOVÁ, J. BUCAR, J. CUPERA: *Novel Approaches in Mathematical Description of Hen Egg Geometry*. International Journal of Food Properties, **16**(7) (2013), 1472–1482.
  47. H. SHANG, S. XU, K. ZHANG, L. ZHAO: *Explicit Solution for Critical Depth in Closed Conduits Flowing Partly Full*. Water, **11**(10), 2124 (2019), 1–17.
  48. N. STANIĆ, J. LANGEVELD, T. SALET, F. CLEMENS: *Relating the structural strength of concrete sewer pipes and material properties retrieved from core samples*. Structure and Infrastructure Engineering, **13**(5) (2017), 637–651.
  49. N. STANIĆ, C. DE HAAN, M. TIRION, J.G. LANGEVELD, F.H.L.R. CLEMENS: *Comparison of core sampling and visual inspection for assessment of concrete sewer pipe condition*. Water Sci. Technol. **67** (2013), 2458–2466.
  50. J. TROSCIANKO: *A Simple Tool for Calculating Egg Shape, Volume and Surface Area from Digital Images*. Ibis, **156**(4) (2014), 874–878.
  51. HR WALLINGFORD (FIRM), D. I. H. BARR: *Tables for the Hydraulic Design of Pipes, Sewers and Channels*. Thomas Telford, London, Volume **II**, 8th edition (2006), 64–76.
  52. H. WIELEITNER: *Spezielle Ebene kurven*. Leipzig, p. 49, 1908.
  53. Y.-K. WENG, C.-H. LI, C.-C. LAI, C.-W. CHENG: *Equation for Egg Volume Calculation Based on Smart's Model*. Mathematics, **10** 1661 (2022), 1–9.
  54. H. WU, Y. HUANG, L. CHEN, Y. ZHU, H. LI: *Shape optimization of egg-shaped sewer pipes based on the nondominated sorting genetic algorithm (NSGA-II)*. Environmental Research, **204**, 111999 (2022), 1–10.

**Maja Petrović**

University of Belgrade –  
The Faculty of Transport and Traffic Engineering,  
Vojvode Stepe 305,  
11000 Belgrade, Serbia  
E-mail: *majapet@sf.bg.ac.rs*

**Branko Malešević**

University of Belgrade,  
School of Electrical Engineering,  
Bulevar Kralja Aleksandra 73,  
11000 Belgrade, Serbia  
E-mail: *branko.malesevic@etf.bg.ac.rs*