

Exchange interactions in d^5 Kitaev materials: From Na_2IrO_3 to $\alpha\text{-RuCl}_3$

Huimei Liu,^{1,2} Jiří Chaloupka,³ and Giniyat Khaliullin²

¹*Institute for Theoretical Solid State Physics and Würzburg-Dresden Cluster of Excellence ct.qmat, IFW Dresden, Helmholtzstr. 20, 01069 Dresden, Germany*

²*Max Planck Institute for Solid State Research, Heisenbergstrasse 1, D-70569 Stuttgart, Germany*

³*Department of Condensed Matter Physics, Faculty of Science, Masaryk University, Kotlářská 2, 61137 Brno, Czech Republic*

(Dated: June 10, 2022)

We present an analytical study of the exchange interactions between pseudospin one-half d^5 ions in honeycomb lattices with edge-shared octahedra. Various exchange channels involving Hubbard U , charge-transfer excitations, and cyclic exchange are considered. Hoppings within t_{2g} orbitals as well as between t_{2g} and e_g orbitals are included. Special attention is paid to the trigonal crystal field Δ effects on the exchange parameters. The obtained exchange Hamiltonian is dominated by ferromagnetic Kitaev interaction K within a wide range of Δ . It is found that a parameter region close to the charge-transfer insulator regime and with a small Δ is most promising to realize the Kitaev spin liquid phase. Two representative honeycomb materials Na_2IrO_3 and $\alpha\text{-RuCl}_3$ are discussed based on our theory. We have found that both materials share dominant ferromagnetic K and positive non-diagonal Γ values. However, their Heisenberg J terms have opposite signs: AFM $J > 0$ in Na_2IrO_3 and FM $J < 0$ in $\alpha\text{-RuCl}_3$. This brings different magnetic fluctuations and results in their different magnetization behaviors and spin excitation spectra. Proximity to FM state due to the large FM J is emphasized in $\alpha\text{-RuCl}_3$. The differences between the exchange couplings of these two materials originate from the opposite Δ values, indicating that the crystal field can serve as an efficient control parameter to tune the magnetic properties of d^5 spin-orbit Mott insulators.

I. INTRODUCTION

The exactly solvable Kitaev honeycomb model [1] and its extensions have attracted much attention in recent years (see Refs. [2–10] for review). In this model, the nearest-neighbor (NN) spins $S = 1/2$ interact via a simple Ising-type coupling $S_i^\gamma S_j^\gamma$, with a bond-dependent Ising axis γ which takes mutually orthogonal directions (x, y, z) on the three adjacent NN bonds of the honeycomb lattice, see Fig. 1(a). Due to the strong frustration, the spins form a highly entangled quantum many-body state, which supports fractional excitations described by Majorana fermions [1].

Tremendous efforts have been made to materialize the Kitaev spin liquid state. Physically, the Ising-type anisotropy as in the Kitaev model is a hallmark of unquenched orbital magnetism. Since the orbitals are spatially anisotropic and bond-directional, they naturally lead to the bond-dependent exchange anisotropy between orbital moments. The anisotropy can be inherited by total angular momentum through spin-orbit coupling (SOC) [11]. Spin-orbit Mott insulators such as $5d^5$ iridates [12], $4d^5$ ruthenates [13] and $3d^7$ cobaltates [14, 15] with pseudospin $\tilde{S} = 1/2$ ground state have been suggested to host the Kitaev model.

Strong bond-directional Kitaev interaction has indeed been reported in several materials such as Na_2IrO_3 [16–19] and $\alpha\text{-RuCl}_3$ (hereafter RuCl_3) [20–26]. Instead of forming the Kitaev spin liquid state, however, these materials display long range magnetic orders at sufficiently low temperatures. This is driven by corrections to the Kitaev honeycomb model. A broad consensus on the

form of minimal exchange Hamiltonian has been reached, namely the extended Kitaev model $\mathcal{H}_{ij}^{(\gamma)}$, which consists of symmetry allowed Kitaev K , Heisenberg J , and off-diagonal Γ and Γ' interactions between NN ions [27–29]. Specifically, on the z -type NN bonds [see Fig. 1(a)], $\mathcal{H}_{ij}^{(z)}$ reads as

$$\begin{aligned} \mathcal{H}_{ij}^{(z)} = & K \tilde{S}_i^z \tilde{S}_j^z + J \tilde{\mathbf{S}}_i \cdot \tilde{\mathbf{S}}_j + \Gamma (\tilde{S}_i^x \tilde{S}_j^y + \tilde{S}_i^y \tilde{S}_j^x) \\ & + \Gamma' (\tilde{S}_i^x \tilde{S}_j^z + \tilde{S}_i^z \tilde{S}_j^x + \tilde{S}_i^y \tilde{S}_j^z + \tilde{S}_i^z \tilde{S}_j^y). \end{aligned} \quad (1)$$

The interactions on x - and y -type NN bonds can be obtained by cyclic permutations among \tilde{S}^x , \tilde{S}^y , and \tilde{S}^z . In addition to Eq. (1), the longer-range spin interactions are present in real materials. Albeit much weaker than NN Kitaev coupling K , they are often included for a quantitative description of the experimental data.

While the overall structure of spin Hamiltonian in Kitaev materials is fixed by underlying lattice symmetry and thus rather generic, the specific values of coupling constants K , J , Γ , and Γ' are sensitive to material's chemistry and may vary broadly. This results in a diversity of magnetic properties: various magnetic orderings and excitation spectra, different responses to external magnetic field, etc. [7, 8]. Particularly, the competition between the Kitaev and non-Kitaev terms decides the proximity of a given compound to the Kitaev spin liquid phase. Therefore it is important to develop a quantitative theory of the exchange interactions in Kitaev materials, and understand how the “undesired” non-Kitaev couplings depend on the material intrinsic properties, such as the interplay between different hopping channels, strength and sign of non cubic crystal fields,

and so on.

In this paper, we present a systematic microscopic derivation of the exchange interaction parameters for honeycomb d^5 spin-orbit Mott insulators. We consider hopping channels not only within t_{2g} orbitals, but also involving e_g orbitals. The inclusion of e_g orbitals into the exchange processes is important for the quantitative values of K and J . According to our calculations, the trigonal crystal fields, present in real materials, have a particularly large effect on the exchange interactions, and small Δ materials are favored to host dominant Kitaev interaction. We also calculated the exchange parameters as a function of the ratio between Hubbard U and charge-transfer gap Δ_{pd} , and found that to realize the Kitaev spin liquid phase, a parameter regime close to charge-transfer limit ($U \geq \Delta_{pd}$) is desirable.

As the test cases, we have applied our theory to two representative Kitaev materials, Na_2IrO_3 and RuCl_3 . We found that both materials have dominant ferromagnetic (FM) K and sizable positive Γ interactions. However, they are characterized by opposite signs of the Heisenberg coupling J (AFM $J > 0$ in Na_2IrO_3 and FM $J < 0$ in RuCl_3), which is responsible for different magnetization behaviors and magnetic excitation spectra. The opposite signs of J values can be traced back to the opposite signs of trigonal crystal field in Na_2IrO_3 and RuCl_3 . This indicates that trigonal crystal field could serve as an efficient tuning parameter of the exchange interactions in d^5 materials, as in the case of $3d^7$ cobaltates [30, 31].

The paper is organized as follows. Section II presents the detailed derivations of the general exchange Hamiltonian. The microscopic origins of the coupling constants are systematically studied. A parameter regime with the possibility of realizing the Kitaev spin liquid phase is identified. Section III presents the application of our theory to two materials: Na_2IrO_3 and RuCl_3 . The exchange parameters are obtained for both materials. The spin excitation spectra, calculated by linear spin-wave theory and the exact diagonalization method, are compared with experimental data. The paper is summarized in Sec. IV.

II. EXCHANGE INTERACTIONS BETWEEN PSEUDOSPINS $\tilde{S} = 1/2$ UNDER TRIGONAL CRYSTAL FIELD

In Na_2IrO_3 and RuCl_3 , the transition metal ions Ir^{4+} and Ru^{3+} both possess a d^5 electronic configuration with five electrons residing on t_{2g} orbitals, forming $S = 1/2$ and an effective $L = 1$ orbital moments. The trigonal crystal field Δ splits the t_{2g} orbitals into a singlet a_{1g} corresponding to the $L_Z = 0$ state, and a doublet e'_g hosting the $L_Z = \pm 1$ states, see Fig. 1(b). In terms of the effective angular momentum $L = 1$ of the t_{2g}^5 configuration [32], the relations between the $|L_z\rangle$

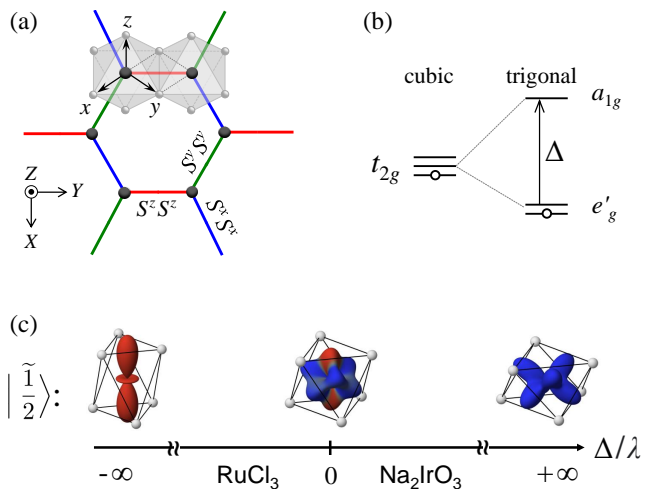


FIG. 1: (a) Top view of the honeycomb plane. NN bonds hosting x -, y - and z -type Ising couplings are shown in blue, green, and red colors, respectively. The hexagonal lattice coordinates (X, Y, Z) and octahedral axes (x, y, z) are indicated. (b) Level structure of t_{2g} manifold in a hole representation. Positive $\Delta > 0$ corresponds to a compression of octahedra along Z -axis within a point-charge model. (c) Wavefunction shapes of pseudospin $|\tilde{1}/2\rangle$ state in cubic case ($\Delta = 0$) and two opposite limits of trigonal crystal field Δ . Red (blue) color indicates the spin up (down) polarization of the hole. Na_2IrO_3 and RuCl_3 have opposite signs of Δ , thus the shapes of their ground state wavefunctions should be different and result in the distinct exchange interactions and magnetic spectra (see text).

states and orbitals hold as $|0\rangle = \frac{1}{\sqrt{3}}(|a\rangle + |b\rangle + |c\rangle)$ and $|\pm 1\rangle = \pm \frac{1}{\sqrt{3}}(e^{\pm i \frac{2\pi}{3}} |a\rangle + e^{\mp i \frac{2\pi}{3}} |b\rangle + |c\rangle)$, where the shorthand notations $a = d_{yz}$, $b = d_{zx}$ and $c = d_{xy}$ are introduced.

Under SOC $H_\lambda = \lambda \mathbf{L} \cdot \mathbf{S}$ and trigonal crystal field $H_\Delta = \Delta(L_Z^2 - 2/3)$, the ground state Kramers doublet hosts the pseudospin $\tilde{S} = 1/2$ state, with the wavefunctions written in the $|L_Z, S_Z\rangle$ basis as follows:

$$\left| \pm \frac{\tilde{1}}{2} \right\rangle = \pm s_\theta \left| 0, \pm \frac{1}{2} \right\rangle \mp c_\theta \left| \pm 1, \mp \frac{1}{2} \right\rangle. \quad (2)$$

The coefficients $s_\theta \equiv \sin \theta$ and $c_\theta \equiv \cos \theta$, and the spin-orbit mixing angle θ is determined by $\tan 2\theta = 2\sqrt{2}/(1 + \delta)$ with $\delta = 2\Delta/\lambda$. In the cubic limit ($\Delta = 0$), we have $s_\theta = 1/\sqrt{3}$ and $c_\theta = \sqrt{2/3}$, and the three t_{2g} orbitals contribute equally to the wave functions.

The trigonal field modifies the shape of the ground state wave functions as shown in Fig. 1(c). We will see that this modification strongly affects the exchange parameters. To obtain the exchange parameters between pseudospins-1/2, we first need to derive the Kugel-Khomskii type spin-orbital exchange Hamiltonian, and then project it onto the ground state doublet subspace

defined by wave functions Eq. (2).

We divide the exchange processes into two classes: exchange between (1) t_{2g} and t_{2g} orbitals, and (2) t_{2g} and e_g orbitals, both channels being relevant for the 90° bonding geometry of the edge-shared octahedra. Within each class, three exchange mechanisms are considered. As illustrated in Fig. 2, they involve

- (i) Mott-Hubbard transitions with excitation energy U ,
- (ii) charge-transfer excitations with energy Δ_{pd} , and
- (iii) cyclic-exchange mechanism.

Since the ground state wave functions Eq. (2) are defined in the hexagonal XYZ basis, it is technically easier to obtain the pseudospin exchange Hamiltonian also in the XYZ coordinate frame defined in Fig. 1(a). By symmetry, the exchange Hamiltonian between pseudospins $\tilde{S} = 1/2$ has the following general form [33]:

$$\begin{aligned} \mathcal{H}_{ij}^{(\gamma)} = & J_{XY} \left(\tilde{S}_i^X \tilde{S}_j^X + \tilde{S}_i^Y \tilde{S}_j^Y \right) + J_Z \tilde{S}_i^Z \tilde{S}_j^Z \\ & + A \left[c_\gamma \left(\tilde{S}_i^X \tilde{S}_j^X - \tilde{S}_i^Y \tilde{S}_j^Y \right) - s_\gamma \left(\tilde{S}_i^X \tilde{S}_j^Y + \tilde{S}_i^Y \tilde{S}_j^X \right) \right] \\ & - B\sqrt{2} \left[c_\gamma \left(\tilde{S}_i^X \tilde{S}_j^Z + \tilde{S}_i^Z \tilde{S}_j^X \right) + s_\gamma \left(\tilde{S}_i^Y \tilde{S}_j^Z + \tilde{S}_i^Z \tilde{S}_j^Y \right) \right], \end{aligned} \quad (3)$$

with $c_\gamma \equiv \cos \phi_\gamma$ and $s_\gamma \equiv \sin \phi_\gamma$. The angles $\phi_\gamma = (0, 2\pi/3, 4\pi/3)$ refer to the $\gamma = z$ -, x -, and y -type NN bonds in Fig. 1(a), respectively.

One can convert Eq. (3) into the more familiar form, namely, the extended Kitaev model of Eq. (1), written in the octahedral xyz coordinate frame. The corresponding exchange parameters K , J , Γ , and Γ' are related to J_{XY} , J_Z , A , and B of Eq. (3) as follows:

$$\begin{aligned} K &= A + 2B, \\ J &= \frac{1}{3}(2J_{XY} + J_Z) - \frac{1}{3}(A + 2B), \\ \Gamma &= \frac{1}{3}(J_Z - J_{XY}) + \frac{2}{3}(A - B), \\ \Gamma' &= \frac{1}{3}(J_Z - J_{XY}) - \frac{1}{3}(A - B). \end{aligned} \quad (4)$$

In the following text, we will skip the intermediate calculation steps and show the exchange parameters directly in the form as defined in Eq. (1).

2.1. Exchange between t_{2g} and t_{2g} orbitals

In a 90° bonding geometry as shown in Fig. 2(a), the hopping between t_{2g} orbitals along the $\gamma = z$ -type NN-bonds can be written as [11, 34–36]:

$$\mathcal{H}_t^{(z)} = \sum_{\sigma} \left[t(a_{i\sigma}^\dagger b_{j\sigma} + b_{i\sigma}^\dagger a_{j\sigma}) - t' c_{i\sigma}^\dagger c_{j\sigma} + \text{H.c.} \right]. \quad (5)$$

Here σ is spin index, $t = t_{pd\pi}^2 / \Delta_{pd}$ is the indirect hopping between $a = d_{yz}$ and $b = d_{zx}$ orbitals through the ligand p -states via the p - d charge-transfer gap Δ_{pd} . $t' > 0$ is the direct overlap between $c = d_{xy}$ orbitals, see Figs. 3(a)-3(c).

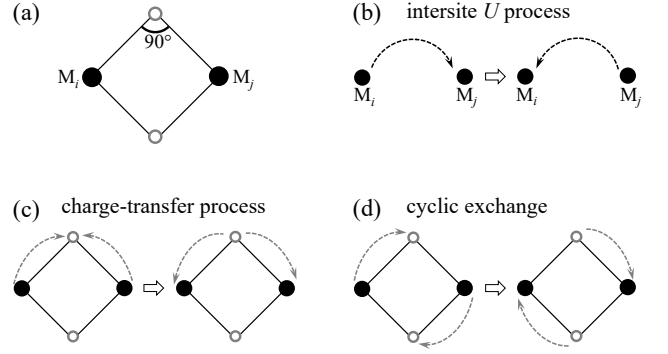


FIG. 2: (a) The 90° bonding geometry between the neighboring magnetic ions M_i and M_j . Sketches of the considered (b) intersite U process where two holes meet at the transition metal ion site, (c) charge-transfer process where two holes are created at the same ligand ion, and (d) cyclic exchange where two holes are created on different ligand ions and do not meet each other.

2.1.1 Intersite U processes

In the intersite U process, virtual charge transitions are of the $d_i^5 d_j^5 \rightarrow d_i^4 d_j^6$ type, i.e. transitions across the Mott-Hubbard gap are involved, as shown in Fig. 2(b). The corresponding spin-orbital exchange Hamiltonian for $\gamma = z$ -type NN-bonds is given by

$$\begin{aligned} \mathcal{H}_{11}^{(z)} = & -t^2 \left(\frac{P_T}{E_1} + \frac{P_S}{E_2} \right) (n_{ia} + n_{ib} + n_{ja} + n_{jb}) \\ & + 2t^2 \left(\frac{P_T}{E_1} - \frac{P_S}{E_2} \right) (n_{ia} n_{jb} + a_i^\dagger b_i a_j^\dagger b_j + a \leftrightarrow b) \\ & + \frac{4}{3} t^2 \left(\frac{1}{E_2} - \frac{1}{E_3} \right) P_S (n_{ia} n_{jb} + a_i^\dagger b_i b_j^\dagger a_j + a \leftrightarrow b) \\ & - 2tt' \left(\frac{P_T}{E_1} - \frac{P_S}{E_2} \right) (a_i^\dagger c_i c_j^\dagger b_j + c_i^\dagger a_i b_j^\dagger c_j + a \leftrightarrow b) \\ & - \frac{2}{3} tt' \left(\frac{1}{E_2} - \frac{1}{E_3} \right) P_S (a_i^\dagger c_i b_j^\dagger c_j + c_i^\dagger a_i c_j^\dagger b_j + a \leftrightarrow b) \\ & - \frac{4}{3} t'^2 \left(\frac{2}{E_2} + \frac{1}{E_3} \right) P_S n_{ic} n_{jc} \\ & - t'^2 \left(\frac{P_T}{E_1} + \frac{P_S}{E_2} \right) (n_{ic} + n_{jc} - 2n_{ic} n_{jc}). \end{aligned} \quad (6)$$

Here $n_a = a^\dagger a$, etc. are the orbital occupations, $P_T = \frac{3}{4} + (\mathbf{S}_i \cdot \mathbf{S}_j)$ and $P_S = \frac{1}{4} - (\mathbf{S}_i \cdot \mathbf{S}_j)$ are spin triplet and singlet state projectors, respectively. The excitation energies are represented by a high-spin transition at $E_1 = U - 3J_H$ and low-spin transitions at $E_2 = U - J_H$ and $E_3 = U + 2J_H$, where U and J_H are the Coulomb interaction and Hund's coupling on d orbitals.

Next step is to project Eq. (6) onto pseudospin $\tilde{S} = 1/2$ subspace. To this end, we calculate the matrix elements of spin-orbital operators within the pseudospin $\tilde{S} = 1/2$ doublet Eq. (2), and obtain the following operator cor-

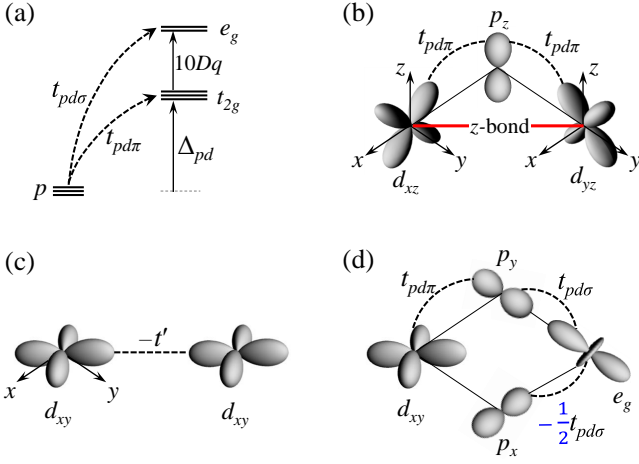


FIG. 3: (a) Schematic of p and transition-metal ion $d(t_{2g}, e_g)$ energy levels. $t_{pd\pi}$ ($t_{pd\sigma}$) is the hopping integral between p and t_{2g} (e_g) orbitals. The corresponding pd charge-transfer gap Δ_{pd} and cubic splitting $10Dq$ are indicated. Sketch of different hopping processes between d orbitals along z -type NN-bond: (b) indirect hopping t between t_{2g} orbitals, (c) direct hopping t' between $c = d_{xy}$ orbitals, and (d) indirect hopping processes between t_{2g} and e_g orbitals. Notice that there is a prefactor $(-1/2)$ of the overlap between e_g orbital and lower ligand p_x orbital in (d).

responses:

$$S_{X/Y} = -s_\theta^2 \tilde{S}_{X/Y}, \quad S_Z = -c_{2\theta} \tilde{S}_Z. \quad (7)$$

$$\begin{aligned} a^\dagger b &= \frac{i}{\sqrt{3}} \left(c_\theta^2 \tilde{S}_Z - s_{2\theta} \tilde{S}_X \right), \\ (a^\dagger / b^\dagger) c &= \mp \frac{i}{\sqrt{3}} \left(c_\theta^2 \tilde{S}_Z + s_{s\theta} \tilde{S}_{A/B} \right), \end{aligned} \quad (8)$$

where $\tilde{S}_A = \frac{1}{2}(\tilde{S}_X + \sqrt{3}\tilde{S}_Y)$ and $\tilde{S}_B = \frac{1}{2}(\tilde{S}_X - \sqrt{3}\tilde{S}_Y)$.

$$\begin{aligned} S_X n_{a/b} &= \frac{1}{3} \left(c_\theta^2 \tilde{S}_{B/A} + \frac{1}{2} s_{2\theta} \tilde{S}_Z \right) - \frac{1}{3} \tilde{S}_X, \\ S_Y n_{a/b} &= \frac{1}{\sqrt{3}} \left(\mp c_\theta^2 \tilde{S}_{B/A} + \frac{1}{2} s_{2\theta} \tilde{S}_Z \right) - \frac{1}{3} \tilde{S}_Y, \\ S_Z n_{a/b} &= \frac{1}{3} \left(s_{2\theta} \tilde{S}_{B/A} - c_{2\theta} \tilde{S}_Z \right), \\ S_{X/Z} n_c &= \pm \frac{1}{3} \left(c_{2\theta} \tilde{S}_{X/Z} \mp s_{2\theta} \tilde{S}_{Z/X} \right), \\ S_Y n_c &= -\frac{1}{3} \tilde{S}_Y, \end{aligned} \quad (9)$$

and

$$\begin{aligned} S_X a^\dagger b &= \frac{1}{3} c_{2\theta} \tilde{S}_X + \frac{1}{6} s_{2\theta} \tilde{S}_Z, \\ S_Y a^\dagger b &= -\frac{1}{3} \tilde{S}_Y, \\ S_Z a^\dagger b &= -\frac{1}{6} \left(c_\theta^2 \tilde{S}_Z - s_{2\theta} \tilde{S}_X \right) + \frac{1}{3} \tilde{S}_Z, \end{aligned} \quad (10)$$

and

$$\begin{aligned} S_X (a^\dagger / b^\dagger) c &= \frac{1}{3} \left(c_\theta^2 \tilde{S}_{A/B} - \frac{1}{4} s_{2\theta} \tilde{S}_Z \right) - \frac{1}{3} \tilde{S}_X, \\ S_Y (a^\dagger / b^\dagger) c &= \pm \frac{1}{\sqrt{3}} \left(c_\theta^2 \tilde{S}_{A/B} - \frac{1}{4} s_{2\theta} \tilde{S}_Z \right) - \frac{1}{3} \tilde{S}_Y, \\ S_Z (a^\dagger / b^\dagger) c &= -\frac{1}{6} s_{2\theta} \tilde{S}_{A/B} + \frac{1}{6} (1 + s_\theta^2) \tilde{S}_Z. \end{aligned} \quad (11)$$

Using the projection table listed in Eqs. (7)-(11), one can convert Eq. (6) into the form of Eq. (1) with the exchange parameters:

$$\begin{aligned} K_{11} &= -\frac{4}{3} \left(\frac{1}{E_1} - \frac{1}{E_2} \right) \left[(1 + 9\alpha)(t^2 - \frac{1}{3}t'^2) + \mu_1 t t' \right], \\ J_{11} &= \frac{4}{27} \left(\frac{2}{E_2} + \frac{1}{E_3} \right) (t' + 3\beta t)^2 + \frac{4\beta}{9} \left(\frac{1}{E_2} - \frac{1}{E_3} \right) t t' \\ &\quad + \frac{4}{3} \left(\frac{1}{E_1} - \frac{1}{E_2} \right) [3\alpha t^2 + (\mu_2 + \beta) t t' - \mu_3 t'^2], \\ \Gamma_{11} &= \frac{8}{9} \left(\frac{1}{E_1} - \frac{1}{E_2} \right) \left[(1 + \mu_4) t t' + \mu_5 t^2 - \frac{3}{4} \mu_2 t'^2 \right], \\ \Gamma'_{11} &= -\frac{1}{3} \left(\frac{1}{E_1} - \frac{1}{E_2} \right) [\mu_6 t^2 + 2\mu_7 t t' - \mu_7 t'^2]. \end{aligned} \quad (12)$$

Here $\alpha = c_\theta^2 (s_\theta^2 + 1/\sqrt{2})/6 - 1/9$, and $\beta = c_{2\theta}/2 - 1/6$. Other parameters are: $\mu_1 = 6\alpha + \beta + 3\beta^2$, $\mu_2 = 2\alpha + \beta + 2\beta^2$, $\mu_3 = \alpha + \beta^2$, $\mu_4 = 3\alpha - 3\beta^2/2$, $\mu_5 = 3(6\alpha - \beta)/4$, $\mu_6 = 6\alpha + 5\beta + 9\beta^2$, and $\mu_7 = 2\alpha - \beta - \beta^2$. At cubic limit with $s_\theta = 1/\sqrt{3}$ and $c_\theta = \sqrt{2/3}$, one obtains $\alpha = \beta = \mu_{1,2,\dots,7} = 0$.

From Eq. (12), it is evident that K_{11} , Γ_{11} and Γ'_{11} are related to the Hund's coupling and vanish at $J_H = 0$ (i.e. $E_1 \equiv E_2$), while the Heisenberg J_{11} term remains. In the cubic limit, the exchange parameters are:

$$\begin{aligned} K_{11} &= -\frac{4}{9} \left(\frac{1}{E_1} - \frac{1}{E_2} \right) (3t^2 - t'^2), \\ J_{11} &= \frac{4}{27} \left(\frac{2}{E_2} + \frac{1}{E_3} \right) t'^2, \\ \Gamma_{11} &= \frac{8}{9} \left(\frac{1}{E_1} - \frac{1}{E_2} \right) t t', \\ \Gamma'_{11} &= 0, \end{aligned} \quad (13)$$

which are consistent with previous work [27]. It is clear that J_{11} and Γ_{11} are both positive with the magnitudes related to the direct hopping t' . $\Gamma'_{11} = 0$ is dictated by cubic symmetry. K_{11} is FM since the indirect hopping t is generally stronger than the direct hopping t' in real materials. J_{11} is AFM and proportional to t'^2 , while Γ_{11} is positive and linear in t' .

Once the trigonal crystal field Δ is introduced, all these four exchange parameters are affected as shown in Fig. 4(a). K_{11} is slightly suppressed but remains FM in a wide range of $\delta = 2\Delta/\lambda$, and the Heisenberg interaction J_{11} changes from AFM to FM at small negative δ . The off-diagonal Γ_{11} is quite robust and remains positive in the presented range of δ . Γ'_{11} term gradually emerges at finite δ when the orbital degeneracy is lifted.

2.1.2. Charge-transfer processes

The virtual excitation of the type $d_i^5 d_j^5 \rightarrow d_i^6 d_j^6$ is considered for the charge-transfer processes, where two holes are created on the same ligand ion as shown in Fig. 2(c). The resulting spin-orbital exchange Hamiltonian along $\gamma = z$ -type NN bonds can be written as

$$\mathcal{H}_{12}^{(z)} = -4t^2 \left(\frac{P_T}{E_4} + \frac{P_S}{E_5} \right) (n_{ic} + n_{jc}) - \frac{8t^2}{3} \left(\frac{2}{E_5} + \frac{1}{E_6} \right) P_S (n_{ia} n_{jb} + n_{ib} n_{ja}), \quad (14)$$

where the excitation energies are $E_4 = 2\Delta_{pd} + U_P - 3J_H^P$, $E_5 = 2\Delta_{pd} + U_P - J_H^P$, and $E_6 = 2\Delta_{pd} + U_P + 2J_H^P$. Here U_P and J_H^P are the Coulomb interaction and Hund's coupling on the p orbitals of ligand ions.

After projection onto pseudospin doublet Eq. (2), we obtain the following contributions to the exchange parameters:

$$\begin{aligned} K_{12} &= + \frac{16}{9} (1 + 9\alpha) \frac{t^2}{E_{CT}}, \\ J_{12} &= - \frac{8}{9} (1 + 6\mu_3) \frac{t^2}{E_{CT}} + \frac{16}{3} \beta^2 \left(\frac{2}{E_5} + \frac{1}{E_6} \right) t^2, \\ \Gamma_{12} &= - \frac{4}{3} \mu_8 \frac{t^2}{E_{CT}} - \frac{4}{3} \mu_9 \left(\frac{1}{E_4} - \frac{1}{E_5} \right) t^2, \\ \Gamma'_{12} &= + \frac{4}{3} \mu_2 \frac{t^2}{E_{CT}} - \frac{4}{3} \mu_9 \left(\frac{1}{E_4} - \frac{1}{E_5} \right) t^2, \end{aligned} \quad (15)$$

where $\mu_8 = \mu_1 - \mu_2$, $\mu_9 = \mu_2 - \mu_7$, and $1/E_{CT}$ is shorthand notation for $1/E_4 + 1/3E_5 + 2/3E_6$.

In the cubic limit, the exchange parameters are

$$K_{12} = -2J_{12} > 0, \quad \Gamma_{12} = \Gamma'_{12} = 0, \quad (16)$$

the Kitaev interaction K_{12} is AFM and the Heisenberg term J_{12} is FM. Away from the cubic limit, K_{12} (J_{12}) remains AFM (FM) in the δ window shown in Fig. 4(b). Both Γ_{12} and Γ'_{12} are generated by finite δ , and the strength of Γ_{12} is rather weak among the four exchange parameters.

2.1.3. Cyclic exchange

The same virtual excitation of the type $d_i^5 d_j^5 \rightarrow d_i^6 d_j^6$ as in charge-transfer processes is considered here. The difference is that two holes are created on different ligand sites and do not meet each other during the cyclic exchange, see Fig. 2(d). The obtained spin-orbital exchange Hamiltonian along $\gamma = z$ -type NN bonds is

$$\mathcal{H}_{13}^{(z)} = \frac{4t^2}{\Delta_{pd}} (\mathbf{S}_i \cdot \mathbf{S}_j + \frac{1}{4}) (a_i^\dagger b_i a_j^\dagger b_j + b_i^\dagger a_i b_j^\dagger a_j), \quad (17)$$

which gives the following exchange parameters between pseudospins:

$$\begin{aligned} K_{13} &= - \frac{16}{9} (1 + 9\alpha) \frac{t^2}{\Delta_{pd}}, \\ J_{13} &= \left(\frac{8}{9} + 8\alpha + \frac{2\beta}{3} \right) \frac{t^2}{\Delta_{pd}}, \\ \Gamma_{13} &= + \frac{4}{3} \mu_8 \frac{t^2}{\Delta_{pd}}, \\ \Gamma'_{13} &= - \frac{4}{3} \mu_2 \frac{t^2}{\Delta_{pd}}. \end{aligned} \quad (18)$$

In the cubic limit, the exchange parameters are

$$K_{13} = -2J_{13} < 0, \quad \Gamma_{13} = \Gamma'_{13} = 0. \quad (19)$$

The Kitaev interaction K_{13} is FM, the Heisenberg term J_{13} is AFM, while both off-diagonal terms are zero.

Once the trigonal crystal field is finite, see Fig. 4(c), Γ_{13} is negligible; K_{13} , J_{13} , and Γ'_{13} have opposite signs of those from charge-transfer processes for the same δ , which lead to cancellations between these couplings.

2.1.4. Total contributions from hoppings within t_{2g} orbitals

At this point, we can sum up the contributions to exchange parameters derived from t_{2g} - t_{2g} hoppings:

$$\begin{aligned} K_1 &= K_{11} + K_{12} + K_{13}, \quad J_1 = J_{11} + J_{12} + J_{13}, \\ \Gamma_1 &= \Gamma_{11} + \Gamma_{12} + \Gamma_{13}, \quad \Gamma'_1 = \Gamma'_{11} + \Gamma'_{12} + \Gamma'_{13}. \end{aligned} \quad (20)$$

As shown in Fig. 4(d), the FM K_1 interaction is dominant and trigonal field Δ can tune the Heisenberg interaction J_1 from FM to AFM. Γ_1 coupling remains positive within the presented parameter window and changes sign when approaching larger positive $\delta = 2\Delta/\lambda$. The magnitude of Γ'_1 is proportional to the value of δ . The general trend of the exchange parameters as a function of δ is similar to that in Fig. 4(a), due to the cancellations between contributions from the charge-transfer and cyclic exchange processes.

2.2. Exchange between t_{2g} and empty e_g orbitals

In the edge-shared octahedra with 90° hopping geometry, the overlap between t_{2g} and e_g orbitals is quite large since it involves the σ -type pd -hopping with the amplitude $t_{pd\sigma}$ larger than $t_{pd\pi}$, see Fig. 3(d). Therefore it is essential to include the exchange processes between t_{2g} and e_g orbitals. Closely following the above steps, we will present the three relevant processes contributing to the exchange interactions.

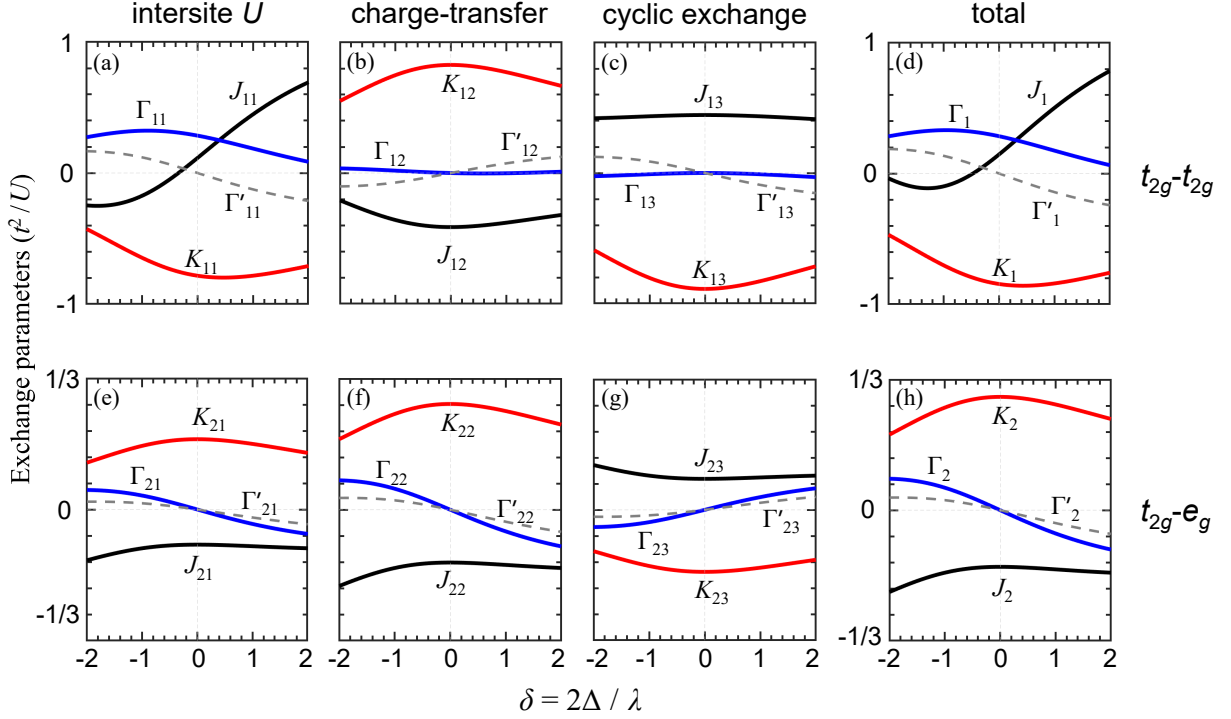


FIG. 4: Exchange parameters K (red), J (black), Γ (blue) and Γ' (grey dashed) in units of t^2/U as a function of trigonal field parameter $\delta = 2\Delta/\lambda$ for different hopping processes in t_{2g} - t_{2g} (top) and t_{2g} - e_g (bottom) channels. Other microscopic parameters are $t'/t = 0.5$, $U/\Delta_{pd} = 0.5$, $10Dq/U = 1$, $J_H/U = 0.15$, $U_p/U = 0.6$, $J_H^p/U_p = 0.4$ and $t_{pd\sigma}/t_{pd\pi} = 2$.

2.2.1 Intersite U processes

The intersite U processes between t_{2g} and empty e_g orbitals have been discussed previously [11, 37, 38], assuming cubic limit of $\Delta = 0$. The obtained spin-orbital exchange Hamiltonian for z -type NN bonds involves $c = d_{xy}$ orbital and reads as

$$\mathcal{H}_{21}^{(z)} = -t_e^2 \left(\frac{P_T}{E_7} + \frac{P_S}{E_8} \right) (n_{ic} + n_{jc}), \quad (21)$$

where $t_e = t \cdot (t_{pd\sigma}/t_{pd\pi})$, and the effective excitation energies are

$$E_7 = \left(\frac{\Delta_T}{\Delta_{pd}} \right)^2 U_T, \quad E_8 = \left(\frac{\Delta_S}{\Delta_{pd}} \right)^2 U_S. \quad (22)$$

Here, we introduced the excitation energies $\Delta_T = \Delta_{pd} + 10Dq - 2J_H$ and $U_T = U + 10Dq - 2J_H$ for transitions into virtual triplet $S = 1$ states, and $\Delta_S = \Delta_{pd} + 10Dq$ and $U_S = U + 10Dq$ for transitions into $S = 0$ singlet states.

Using the projection tables in Eqs. (7)-(11), one can obtain the corresponding exchange parameters valid at

arbitrary Δ values:

$$\begin{aligned} K_{21} &= +\frac{4}{9} (1 + 9\alpha) \left(\frac{1}{E_7} - \frac{1}{E_8} \right) t_e^2, \\ J_{21} &= -\frac{2}{9} (1 + 6\mu_3) \left(\frac{1}{E_7} - \frac{1}{E_8} \right) t_e^2, \\ \Gamma_{21} &= -\frac{2}{3} \mu_2 \left(\frac{1}{E_7} - \frac{1}{E_8} \right) t_e^2, \\ \Gamma'_{21} &= \frac{1}{3} \mu_7 \left(\frac{1}{E_7} - \frac{1}{E_8} \right) t_e^2. \end{aligned} \quad (23)$$

The exchange couplings in Eq. (23) are due to Hund's coupling and all vanish when $J_H = 0$ (i.e. $E_7 \equiv E_8$). For finite J_H , we have the following relations at cubic limit:

$$K_{21} = -2J_{21} > 0, \quad \Gamma_{21} = \Gamma'_{21} = 0. \quad (24)$$

Under trigonal crystal field, K_{21} (J_{21}) remains AFM (FM), while the off-diagonal terms Γ_{21} and Γ'_{21} are relatively weak, see Fig. 4(e). The overall magnitudes of the exchange parameters are smaller compared with the contributions from hoppings between t_{2g} and t_{2g} orbitals, because of the larger excitation energies when the empty e_g orbitals are involved.

2.2.2. Charge-transfer processes

Considering the charge-transfer processes between t_{2g} and e_g orbitals, one can obtain the spin-orbital exchange Hamiltonian for z -type NN bonds:

$$\mathcal{H}_{22}^{(z)} = -t_e^2 \left(\frac{P_T}{E_9} + \frac{P_S}{E_{10}} \right) (n_{ic} + n_{jc}), \quad (25)$$

where the effective excitation energies are

$$\begin{aligned} E_9 &= \frac{1}{2} \left(\frac{\Delta_T}{\Delta_{pd} + \Delta_T} \right)^2 (\Delta_{pd} + \Delta_T + U_p), \\ E_{10} &= \frac{1}{2} \left(\frac{\Delta_S}{\Delta_{pd} + \Delta_S} \right)^2 (\Delta_{pd} + \Delta_S + U_p). \end{aligned} \quad (26)$$

After projection of Hamiltonian Eq. (25) onto pseudospin doublet, one obtains the exchange parameters as follows:

$$\begin{aligned} K_{22} &= +\frac{4}{9} (1 + 9\alpha) \left(\frac{1}{E_9} - \frac{1}{E_{10}} \right) t_e^2, \\ J_{22} &= -\frac{2}{9} (1 + 6\mu_3) \left(\frac{1}{E_9} - \frac{1}{E_{10}} \right) t_e^2, \\ \Gamma_{22} &= -\frac{2}{3} \mu_2 \left(\frac{1}{E_9} - \frac{1}{E_{10}} \right) t_e^2, \\ \Gamma'_{22} &= \frac{1}{3} \mu_7 \left(\frac{1}{E_9} - \frac{1}{E_{10}} \right) t_e^2. \end{aligned} \quad (27)$$

This contribution again is Hund's coupling effect as in Sec. 2.2.1. In the cubic limit, we have

$$K_{22} = -2J_{22} > 0, \quad \Gamma_{22} = \Gamma'_{22} = 0. \quad (28)$$

AFM K_{22} and FM J_{22} are very robust against trigonal field parameter δ , and the relatively weak off-diagonal terms Γ_{22} and Γ'_{22} are generated at the same time, see Fig. 4(f).

2.2.3. Cyclic exchange

The spin-orbital exchange Hamiltonian of cyclic exchange processes between t_{2g} and e_g orbitals for z -type NN bonds is:

$$\mathcal{H}_{23}^{(z)} = t_e^2 \left(\frac{P_T}{E_{11}} + \frac{P_S}{E_{12}} \right) (n_{ic} + n_{jc}). \quad (29)$$

The only active orbitals are $c = d_{xy}$ ones again. The effective excitation energies are:

$$\begin{aligned} E_{11} &= \left(\frac{\Delta_T}{\Delta_{pd} + \Delta_T} \right)^2 \Delta_T, \\ E_{12} &= \left(\frac{\Delta_S}{\Delta_{pd} + \Delta_S} \right)^2 \Delta_S. \end{aligned} \quad (30)$$

The opposite overall sign in Eq. (29) compared with Eq. (21) and Eq. (25) originates from the overlap phase factor between p and e_g orbitals, as illustrated in Fig. 3(d).

The obtained exchange parameters are:

$$\begin{aligned} K_{23} &= -\frac{4}{9} (1 + 9\alpha) \left(\frac{1}{E_{11}} - \frac{1}{E_{12}} \right) t_e^2, \\ J_{23} &= +\frac{2}{9} (1 + 6\mu_3) \left(\frac{1}{E_{11}} - \frac{1}{E_{12}} \right) t_e^2, \\ \Gamma_{23} &= +\frac{2}{3} \mu_2 \left(\frac{1}{E_{11}} - \frac{1}{E_{12}} \right) t_e^2, \\ \Gamma'_{23} &= -\frac{1}{3} \mu_7 \left(\frac{1}{E_{11}} - \frac{1}{E_{12}} \right) t_e^2. \end{aligned} \quad (31)$$

All four parameters have the opposite signs to those from the intersite U processes Eq. (23) between t_{2g} and e_g orbitals, see Figs. 4(e) and 4(g).

2.2.4. Total contributions from hoppings between t_{2g} and e_g orbitals

Summing up all the contributions involving e_g orbitals, one finds:

$$\begin{aligned} K_2 &= K_{21} + K_{22} + K_{23}, \quad J_2 = J_{21} + J_{22} + J_{23}, \\ \Gamma_2 &= \Gamma_{21} + \Gamma_{22} + \Gamma_{23}, \quad \Gamma'_2 = \Gamma'_{21} + \Gamma'_{22} + \Gamma'_{23}. \end{aligned} \quad (32)$$

As shown in Fig. 4(h), the resulting K_2 is AFM and J_2 is FM, both Γ and Γ' change from positive to negative when the trigonal field parameter δ changes from negative to positive values. Due to the cancellation between intersite U and cyclic exchange processes, the total contribution of exchange parameters in Fig. 4(h) is very similar to that from charge-transfer contribution in Fig. 4(f).

2.3. Exchange parameters

Having quantified all the essential exchange channels, we can write the final exchange constants as

$$\begin{aligned} K &= K_1 + K_2, \quad J = J_1 + J_2, \\ \Gamma &= \Gamma_1 + \Gamma_2, \quad \Gamma' = \Gamma'_1 + \Gamma'_2. \end{aligned} \quad (33)$$

We sum up the results in Fig. 4(d) and Fig. 4(h), and present the resulting total values of the exchange parameters in Fig. 5(a). The following general features can be observed here:

- (i) the Kitaev interaction K remains FM and is dominant at small δ regime;
- (ii) the Heisenberg interaction J can be manipulated between AFM and FM by the trigonal field parameter δ , and becomes comparable with K at large $|\delta|$ regime;

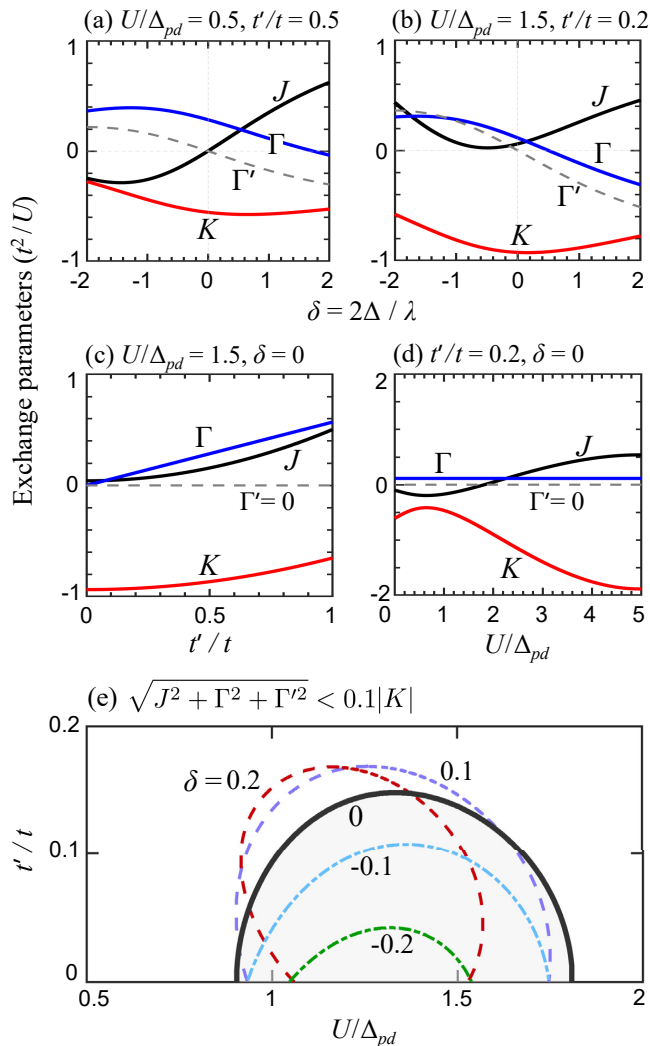


FIG. 5: Exchange parameters K (red), J (black), Γ (blue), and Γ' (grey dashed) as a function of (a)-(b) $\delta = 2\Delta/\lambda$, (c) t'/t , and (d) U/Δ_{pd} . Other microscopic parameters $10Dq/U = 1$, $J_H/U = 0.15$, $U_p/U = 0.6$, $J_H^p/U_p = 0.4$, and $t_{pd\sigma}/t_{pd\pi} = 2$ are fixed. (e) The framed areas indicate the parameter subspace of t'/t and U/Δ_{pd} , where the non-Kitaev interaction terms are by an order of value smaller than the FM Kitaev coupling, i.e. $\sqrt{J^2 + \Gamma^2 + \Gamma'^2} < 0.1|K|$. The enclosed area of dominant Kitaev interaction varies as function of δ and is largest near the cubic limit.

(iii) positive Γ term changes to negative values only for large positive δ values; and

(iv) Γ' term is generated by finite trigonal crystal field and changes the sign when reversing δ .

We notice that the general trend of the exchange couplings in Fig. 5(a) is similar with those in Fig. 4(d) from exchange between t_{2g} and t_{2g} orbitals. This is due to the larger overall magnitude of the exchange parameters generated within the t_{2g} - t_{2g} channel when compared to those of the t_{2g} - e_g channel. Thus the major features of the

t_{2g} - t_{2g} contributions are preserved. However, the contributions involving e_g orbitals modify the quantitative values of the exchange parameters, which is very important especially when determining the proximity of a given compound to the Kitaev spin liquid phase.

Besides the trigonal crystal field, the exchange parameters also depend on several other microscopic parameters such as J_H/U , t'/t , and U/Δ_{pd} . For transition metal ions, Hund's coupling values of the order of $J_H/U \sim 0.1 - 0.2$ are typical [22, 38–43]. However, t'/t and U/Δ_{pd} values may vary broadly among transition metal compounds. For comparison, we show the exchange parameters with smaller t'/t and larger U/Δ_{pd} values in Fig. 5(b); the FM K is greatly enhanced than that in Fig. 5(a), which can increase the possibility of realizing the spin liquid phase.

To illustrate the effects of t'/t and U/Δ_{pd} in more detail, we here present the exchange constants as a function of them in Figs. 5(c) and 5(d), respectively. The cubic limit $\delta = 0$ resulting in $\Gamma' = 0$ is shown as a representative. Also, one can get $\Gamma = \Gamma_{11} = \frac{8}{9} \left(\frac{1}{E_1} - \frac{1}{E_2} \right) tt'$ from Eq. (13) in the cubic limit, which indicates Γ is linear in t'/t and independent of U/Δ_{pd} . Figure 5(c) shows that the direct t' -hopping contributions to K and J are proportional to t'^2 . This can also be inferred from Eq. (13) which gives $K_{11} \simeq -8J_H(3t^2 - t'^2)/9U^2$ and $J_{11} \simeq 4t'^2/9U$. It is important to observe in Fig. 5(d) that FM K is strongly enhanced at charge-transfer limit ($U \gg \Delta_{pd}$), and the Heisenberg J can be switched from FM to AFM when increasing U/Δ_{pd} .

Our results suggest that materials with small δ and t'/t ratio, hence small J , Γ , and Γ' terms, provide more favorable conditions for realization of the Kitaev model. To show this, we plot in Fig. 5(e) the parameter space with dominant Kitaev interaction; more specifically, we show the areas where the non-Kitaev terms are less than 10% of Kitaev coupling: $\sqrt{J^2 + \Gamma^2 + \Gamma'^2} < 0.1|K|$. This plot suggests that materials with nearly cubic symmetry (small δ), and close to the charge-transfer limit ($U/\Delta_{pd} \sim 1-2$) such as Co^{4+} systems, would be promising candidates to realize the Kitaev spin liquid.

III. IMPLICATIONS FOR Na_2IrO_3 AND RuCl_3

Having quantified all the exchange contributions as functions of various microscopic parameters, we now apply our theory to two representative Kitaev materials, Na_2IrO_3 and RuCl_3 , which have extensively been studied in recent years. While the exchange parameters obtained from different experimental data sets and their model fits vary quite significantly (see, e.g., Refs. [25, 26]), they generally agree on the following points common to both compounds: (i) the largest term is given by FM Kitaev coupling $K < 0$, (ii) the next leading terms are Γ and

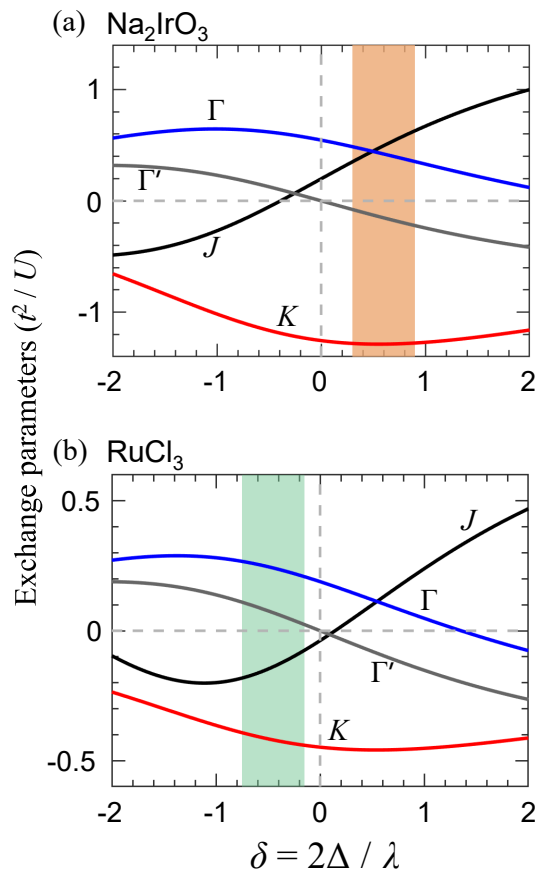


FIG. 6: Exchange parameters K (red), J (black), Γ (blue), and Γ' (grey) as a function of $\delta = 2\Delta/\lambda$, calculated for (a) Na_2IrO_3 and (b) RuCl_3 . For Na_2IrO_3 , we use $10Dq = 3.3$ eV, $U = 1.35$ eV, $J_H = 0.25$ eV, and $\Delta_{pd} = 3.3$ eV values from Ref. [43]. $U_p = 4$ eV and Hund's $J_p = 1.6$ eV for O- p orbitals are taken from Ref. [38], and we set $t' = 0.6t$. For RuCl_3 , we use $10Dq = 2.4$ eV, $J_H = 0.34$ eV, $\Delta_{pd} = 5.5$ eV and $U = 2.5$ eV [22]. $U_p = 1.5$ eV and Hund's $J_p = 0.7$ eV are used for Cl- p orbitals, and $t' = 0.5t$. The shaded intervals cover the δ values suggested by the experimental data on Na_2IrO_3 [44, 45] and RuCl_3 [22, 55].

J couplings, and (iii) Γ' and longer-range (e.g., third-NN Heisenberg J_3) couplings are much smaller than the K term but need to be included in the detailed data fits. Quantitatively, however, there are some essential differences between the exchange parameters in Na_2IrO_3 and RuCl_3 , with important implications for their physical properties. In particular, while the zigzag-type magnetic correlations are very robust in Na_2IrO_3 , persisting far above Néel temperature T_N [16, 17], they are very fragile in RuCl_3 and get readily destabilized above T_N by competing FM-type correlations [22]. The physical origin of these contrasting features is discussed below.

3.1 Na_2IrO_3

Figure 6(a) presents the calculated exchange parameters as a function of trigonal crystal field parameter $\delta = 2\Delta/\lambda$, using the microscopic parameters suitable for Na_2IrO_3 . The results show that δ is a very important parameter to control the exchange couplings. The value of this parameter can be inferred from the g -factor anisotropy, or the splitting of spin-orbit exciton levels. In Na_2IrO_3 , a rather wide interval of $\delta \sim 0.3$ - 0.9 have been suggested [44, 45].

Considering a representative value of $\delta = 0.75$, we obtain $(K, J, \Gamma, \Gamma') \simeq (-1.3, 0.57, 0.39, -0.2) t^2/U$ for Na_2IrO_3 from our theory. The NN exchange Hamiltonian is dominated by FM Kitaev term $K \simeq -1.3 t^2/U$, followed by AF Heisenberg $J/|K| \sim 0.4$ and positive $\Gamma/|K| \sim 0.3$ couplings, and a small negative $\Gamma'/|K| \sim -0.15$ term.

Recently, the following exchange parameters have been reported for Na_2IrO_3 , based on the analysis of the resonant inelastic x-ray scattering (RIXS) data [17]: $(K, J, \Gamma, \Gamma') \simeq (-24, 12, 11, -3)$ meV (see the A2 parameter set in Ref. [17]). To compare our theory with these experimental values, we set overall energy scale of $t^2/U \simeq 19$ meV to obtain $(K, J, \Gamma, \Gamma') \simeq (-24, 10.6, 7.2, -3.6)$ meV. The signs and relative values of the above exchange couplings are well reproduced.

The Ir moments in Na_2IrO_3 undergo a zigzag order shown in Fig. 7(a) at $T_N \simeq 15$ K [46–48]. It has been pointed out a while ago [49] that the orientation of the ordered moments imposes a strong constraint on the possible signs of the K and Γ couplings. In Na_2IrO_3 , and as a matter of fact also in RuCl_3 , the moments were observed [16, 21] to be confined to the XZ plane (i.e. crystallographic ac plane) and pointing between two ligand (O or Cl) ions. This observation dictates the sign combination of $K < 0$ and $\Gamma > 0$ (see Fig. 1 of Ref. [49]). More quantitatively, the angle α between the ordered moment direction and $X \parallel a$ axis is, on a classical level, given by

$$\tan 2\alpha = \frac{4\sqrt{2}(-K + \Gamma - \Gamma')}{2K + 7\Gamma + 2\Gamma'}, \quad (34)$$

which depends also on (small) Γ' parameter. Using the theoretical values of K , Γ , and Γ' calculated above, we estimate $\alpha = 43^\circ$ in Na_2IrO_3 , consistent with the experiment [16].

Next, we would like to present the spin excitation spectra calculated using our exchange parameters. At this point, we need to supplement the model with a small third-NN Heisenberg coupling J_3 which is known to stabilize zigzag order over the other competing states [50, 51]. It is difficult to estimate J_3 value analytically, since the long-range interactions involve multiple exchange channels. Instead, they are more reliably obtained from experimental fits. Here, we adopt a value of $J_3 = 0.1|K| =$

2.4 meV for Na_2IrO_3 , similar to that used in Ref. [17] when fitting the experimental RIXS data.

The expected spin excitation spectra are calculated using the linear spin wave theory (LSWT) and exact diagonalization (ED) method. For both LSWT and ED results shown in Fig. 7(c), the energy minimum is at Bragg point $q = Y$. There are no low-energy excitations around $q = \Gamma$ point as in the case of RuCl_3 which will be discussed below. Instead, a soft mode near $q = K$ point is observed, suggesting a competing phase with the characteristic wave vector $q \sim K$. These findings are in a broad consistency with the spin excitation spectra measured by RIXS [17]. For a detailed comparison with experiment, however, the neutron scattering data with a higher resolution (than in the current RIXS data) is desirable. It should be also noticed that while LSWT and ED results are qualitatively similar, LSWT does not capture the decay processes that lead to large broadening of the magnon spectral functions [24, 52–54], especially at high energies.

3.2 RuCl_3

The exchange constants as a function of trigonal crystal field splitting $\delta = 2\Delta/\lambda$, calculated for microscopic parameters appropriate for RuCl_3 , are shown in Fig. 6(b). These dependencies of the exchange parameters are qualitatively similar to those in Fig. 6(a), such that the FM K is dominant at small δ regime, Heisenberg J changes from FM to AFM when δ varies, Γ remains positive in most of the parameter space, and Γ' emerges when the cubic symmetry is broken.

Opposite to Na_2IrO_3 case with $\delta > 0$, negative values of δ in the range from $\delta \simeq -0.15$ [55] to -0.75 [22] have been suggested by experiments in RuCl_3 . Considering a representative value of $\delta = -0.4$, we find $(K, J, \Gamma, \Gamma') \simeq (-0.42, -0.13, 0.24, 0.06) t^2/U$. The values of non-Kitaev terms (relative to K) are sizable, as in case of Na_2IrO_3 . On the other hand, the signs of Heisenberg J and Γ' terms of are opposite to those in Na_2IrO_3 . This is due to the opposite signs of crystal field δ in the two materials, cf. Figs. 6(a) and 6(b). Figure 6 also suggests that by tuning the trigonal field δ towards the cubic limit (e.g., by means of the c axis strain), one can nearly suppress J and Γ' terms in both compounds, realizing thereby the K - Γ model of large current interest [56–58].

A number of various parameter sets for RuCl_3 have been suggested in the literature. As said above, they mostly agree on $K < 0$ and $\Gamma > 0$ sign combination, which is conclusively evidenced by experiments [21, 59]. One widely used parameter set, inspired by *ab-initio* studies and supported by inelastic neutron scattering data, reads as follows: $(K, J, \Gamma, \Gamma') \simeq (-5, -0.5, 2.5, 0)$ meV [23, 24]. Recently, these values have been updated to $(K, J, \Gamma, \Gamma') \simeq (-5, -3, 2.5, 0.1)$ meV, in order to be consistent with the RIXS data [22] revealing a close prox-

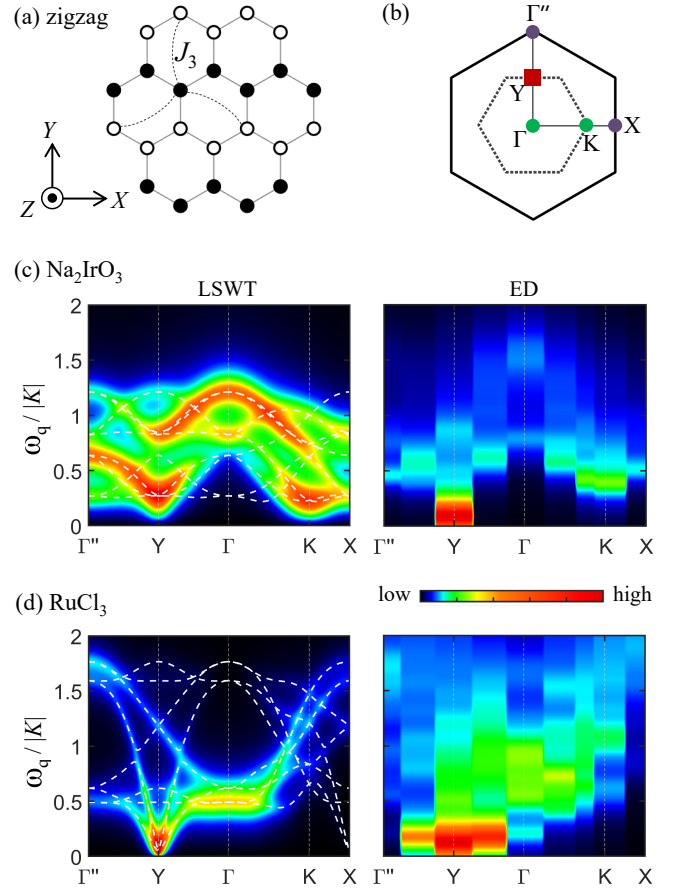


FIG. 7: (a) Sketch of the magnetic structure for zigzag order. Open and closed circles represent spins with opposite directions. (b) Brillouin zones of the honeycomb (inner hexagon) and the completed triangular lattice (outer hexagon). Expected spin excitation spectrum using linear spin wave theory (LSWT) and the exact diagonalization (ED) with (c) $(K, J, \Gamma, \Gamma', J_3) = (-1, 0.44, 0.3, -0.15, 0.1)|K|$ for Na_2IrO_3 and (d) $(K, J, \Gamma, \Gamma', J_3) = (-1, -0.31, 0.56, 0.15, 0.22)|K|$ for RuCl_3 , along the Γ'' -Y- Γ -K-X path of the Brillouin zone. Plotted in (c,d) is the trace of the spin susceptibility tensor. The LSWT spectra are averaged over three possible zigzag pattern directions. The ED data are a combination of the results for hexagonal 24-site and 32-site clusters.

imity of FM state in RuCl_3 . To compare our theory with these values, we set the overall energy scale $t^2/U \simeq 12$ meV and obtain $(K, J, \Gamma, \Gamma') \simeq (-5, -1.6, 2.8, 0.7)$ meV. This reproduces the signs and overall hierarchy of the measured exchange parameters. We note that a difference in t^2/U scales in Na_2IrO_3 and RuCl_3 (19 vs 12 meV) can be attributed to more extended nature of $5d$ wavefunctions, hence the larger t and smaller U values in iridates.

Using Eq. (34) with the calculated K , Γ , and Γ' values, the ordered moment direction in the zigzag phase is evaluated as $\alpha \simeq 37^\circ$ in RuCl_3 , consistent with the experimental observations [21, 60].

The zigzag order has been observed in RuCl_3 [61, 62] below $T_N \simeq 7$ K. Our obtained NN exchange parameters suggest classical FM ground state instead; this is due to FM J as well as positive Γ' couplings. We therefore add a small third-NN Heisenberg coupling $J_3 = 1.1$ meV, which is just enough to stabilize the zigzag order, and calculate the spin excitation spectra. The results are shown in Fig. 7(d). The LSWT result is similar to the data obtained by ED method: a very small magnon gap is opened at the Bragg point $q = Y$, and the strongest intensity concentrates at the same q point. In contrast to Na_2IrO_3 , the soft mode occurs here near the Γ point. This is because of that the $q \sim 0$ correlations, which are typical for the FM Kitaev model, are further enhanced by FM Heisenberg interaction $J < 0$ in RuCl_3 . The presence of low-energy and small $q \sim 0$ correlations are consistent with the neutron scattering experiments [20, 63, 64]. The intensity at $q = Y$ point will transfer to $q = \Gamma$ point at finite temperatures [22, 63–65].

These observations imply that magnetic states with characteristic vector $q \sim 0$, such as the ferromagnetic one, are closely competing with the zigzag order in RuCl_3 [22]. The proximity to the FM state should be essential to understand the field dependent behavior, especially given the nontrivial topology of ferromagnetic magnons in Kitaev materials [66–68].

Classically, the energy difference $\delta E = E_{\text{FM}} - E_{\text{ZZ}}$ between the FM and zigzag states is:

$$\delta E = \frac{1}{8} \left[\sqrt{\Lambda^2 + 2\Gamma^2} + \Lambda + 2(J + 3J_3 - 2\Gamma') \right], \quad (35)$$

where $\Lambda = K - \frac{\Gamma}{2} + \Gamma'$. One can get $\delta E \simeq 0.2$ meV for RuCl_3 using our exchange parameter set ($K, J, \Gamma, \Gamma', J_3$) $\simeq (-5, -1.6, 2.8, 0.7, 1.1)$ meV. The small value of energy difference δE implies the presence of low-energy competing $q \sim 0$ states, and explains the quick suppression of the zigzag order by a magnetic field or temperature in RuCl_3 .

It is instructive to evaluate an equivalent energy difference for the case of Na_2IrO_3 . Using the exchange couplings ($K, J, \Gamma, \Gamma', J_3$) $\simeq (-24, 10.6, 7.2, -3.6, 2.4)$ meV considered above, we obtain $\delta E \simeq 6.4$ meV which is much larger than that in RuCl_3 . This large difference is due to the strong AFM $J > 0$ and negative $\Gamma' < 0$ couplings in Na_2IrO_3 , as can be inferred from Eq. (35). The large δE value implies that there is no close competition between FM and zigzag states, and explains the robustness of zigzag order in Na_2IrO_3 against magnetic field [69] or temperature [16, 17].

The above considerations show that the differences between the exchange constants in Na_2IrO_3 and RuCl_3 , and thus their different magnetic behaviors, are due to the opposite signs of the non-cubic trigonal crystal field Δ in these compounds. This illustrates a decisive role of lattice distortion in determining the magnetic properties of Kitaev materials.

V. CONCLUSIONS

In summary, we have derived the exchange Hamiltonian general for d^5 spin-orbit Mott insulators with 90° bonding exchange geometry. The trigonal crystal field and the hopping channels involving e_g orbitals are included. Generally, we have found that the exchange Hamiltonian is characterized by dominant FM Kitaev and sizable non-Kitaev terms at a very wide range of trigonal crystal field. Our results suggest that a parameter region close to the charge-transfer insulator regime and cubic limit is favored to realize the Kitaev spin liquid phase.

We have applied our theory to two representative Kitaev candidate materials: Na_2IrO_3 and RuCl_3 . Both materials were found to have dominant FM K and positive Γ terms. The relative strengths of non-Kitaev couplings to the Kitaev term are very similar in these two materials. However, Na_2IrO_3 has AFM Heisenberg J and negative Γ' couplings ($J > 0, \Gamma' < 0$) while RuCl_3 possesses FM J and positive Γ' terms ($J < 0, \Gamma' > 0$), with important implications for their physical properties such as the stability of the zigzag order and magnetic excitation spectra. Our calculations reveal that the qualitative differences of J and Γ' exchange constants between Na_2IrO_3 and RuCl_3 originate from the opposite signs of the trigonal crystal field in these two compounds. This suggests that the magnetic properties of Kitaev materials can efficiently be manipulated by tuning the crystal field, e.g., via strain or pressure control.

ACKNOWLEDGMENTS

H. L. thanks Z. Z. Du for useful discussions, and acknowledges support by the Würzburg-Dresden Cluster of Excellence on Complexity and Topology in Quantum Matter — *ct.qmat* (EXC 2147, project ID 390858490). H. L. and G. Kh. acknowledge support by the European Research Council under Advanced Grant No. 669550 (Com4Com). J. Ch. acknowledges support by Czech Science Foundation (GAČR) under Project No. GA19-16937S. Computational resources were supplied by the project “e-Infrastruktura CZ” (e-INFRA LM2018140) provided within the program Projects of Large Research, Development and Innovations Infrastructures.

-
- [1] A. Kitaev, *Ann. Phys. (N.Y.)* **321**, 2 (2006).
 - [2] J. G. Rau, E. K.-H. Lee, and H.-Y. Kee, *Annu. Rev. Condens. Matter Phys.* **7**, 195 (2016).
 - [3] L. Savary and L. Balents, *Rep. Prog. Phys.* **80**, 016502 (2017).
 - [4] M. Hermanns, I. Kimchi, and J. Knolle, *Annu. Rev. Condens. Matter Phys.* **9**, 17 (2018).

- [5] S. Trebst, arXiv:1701.07056.
- [6] S. M. Winter, A. A. Tsirlin, M. Daghofer, J. van den Brink, Y. Singh, P. Gegenwart, and R. Valentí, *J. Phys.: Condens. Matter* **29**, 493002 (2017).
- [7] H. Takagi, T. Takayama, G. Jackeli, G. Khaliullin, and S. E. Nagler, *Nat. Rev. Phys.* **1**, 264 (2019).
- [8] L. Janssen and M. Vojta, *J. Phys.: Condens. Matter* **31**, 423002 (2019).
- [9] Y. Motome and J. Nasu, *J. Phys. Soc. Jpn.* **89**, 012002 (2020).
- [10] T. Takayama, J. Chaloupka, A. Smerald, G. Khaliullin, and H. Takagi, *J. Phys. Soc. Jpn.* **90**, 062001 (2021).
- [11] G. Khaliullin, *Prog. Theor. Phys. Suppl.* **160**, 155 (2005).
- [12] G. Jackeli and G. Khaliullin, *Phys. Rev. Lett.* **102**, 017205 (2009).
- [13] K. W. Plumb, J. P. Clancy, L. J. Sandilands, V. V. Shankar, Y. F. Hu, K. S. Burch, H.-Y. Kee, and Y.-J. Kim, *Phys. Rev. B* **90**, 041112(R) (2014).
- [14] H. Liu and G. Khaliullin, *Phys. Rev. B* **97**, 014407 (2018).
- [15] R. Sano, Y. Kato, and Y. Motome, *Phys. Rev. B* **97**, 014408 (2018).
- [16] S. H. Chun, J.-W. Kim, Jungho Kim, H. Zheng, C. C. Stoumpos, C. D. Malliakas, J. F. Mitchell, K. Mehlawat, Y. Singh, Y. Choi, T. Gog, A. Al-Zein, M. Moretti Sala, M. Krisch, J. Chaloupka, G. Jackeli, G. Khaliullin, and B. J. Kim, *Nat. Phys.* **11**, 462 (2015).
- [17] J. H. Kim, J. Chaloupka, Y. Singh, J. W. Kim, B. J. Kim, D. Casa, A. Said, X. Huang, and T. Gog, *Phys. Rev. X* **10**, 021034 (2020).
- [18] Y. Yamaji, Y. Nomura, M. Kurita, R. Arita, and M. Imada, *Phys. Rev. Lett.* **113**, 107201 (2014).
- [19] S. M. Winter, Y. Li, H. O. Jeschke, and R. Valentí, *Phys. Rev. B* **93**, 214431 (2016).
- [20] A. Banerjee, C. A. Bridges, J.-Q. Yan, A. A. Aczel, L. Li, M. B. Stone, G. E. Granroth, M. D. Lumsden, Y. Yiu, J. Knolle, S. Bhattacharjee, D. L. Kovrizhin, R. Moessner, D. A. Tennant, D. G. Mandrus, and S. E. Nagler, *Nat. Mater.* **15**, 733 (2016).
- [21] J. A. Sears, L. E. Chern, S. Kim, P. J. Bereciartua, S. Francoual, Y. B. Kim, and Y.-J. Kim, *Nat. Phys.* **16**, 837 (2020).
- [22] H. Suzuki, H. Liu, J. Bertinshaw, K. Ueda, H. Kim, S. Laha, D. Weber, Z. Yang, L. Wang, H. Takahashi, K. Fürsich, M. Minola, H.-C. Wille, B. V. Lotsch, B. J. Kim, H. Yavaş, M. Daghofer, J. Chaloupka, G. Khaliullin, H. Gretarsson, and B. Keimer, *Nat. Commun.* **12**, 4512 (2021).
- [23] S. M. Winter, K. Riedl, D. Kaib, R. Coldea, and R. Valentí, *Phys. Rev. Lett.* **120**, 077203 (2018).
- [24] S. M. Winter, K. Riedl, P. A. Maksimov, A. L. Chernyshev, A. Honecker, and R. Valentí, *Nat. Commun.* **8**, 1152 (2017).
- [25] P. Laurell and S. Okamoto, *npj Quantum Mater.* **5**, 2 (2020).
- [26] P. A. Maksimov and A. L. Chernyshev, *Phys. Rev. Research* **2**, 033011 (2020).
- [27] J. G. Rau, E. K.-H. Lee, and H.-Y. Kee, *Phys. Rev. Lett.* **112**, 077204 (2014).
- [28] V. M. Katukuri, S. Nishimoto, V. Yushankhai, A. Stoyanova, H. Kandpal, S. Choi, R. Coldea, I. Rousochatzakis, L. Hozoi, and J. van den Brink, *New J. Phys.* **16**, 013056 (2014).
- [29] J. G. Rau and H.-Y. Kee, arXiv:1408.4811.
- [30] H. M. Liu, J. Chaloupka, and G. Khaliullin, *Phys. Rev. Lett.* **125**, 047201 (2020).
- [31] Huimei Liu, *Int. J. Mod. Phys. B* **35**, 2130006 (2021).
- [32] A. Abragam and B. Bleaney, *Electron Paramagnetic Resonance of Transition Ions* (Clarendon Press, Oxford, 1970).
- [33] J. Chaloupka and G. Khaliullin, *Phys. Rev. B* **92**, 024413 (2015).
- [34] G. Khaliullin, W. Koshibae, and S. Maekawa, *Phys. Rev. Lett.* **93**, 176401 (2004).
- [35] B. Normand and A. M. Oleś, *Phys. Rev. B* **78**, 094427 (2008).
- [36] J. Chaloupka and A. M. Oleś, *Phys. Rev. B* **83**, 094406 (2011).
- [37] J. Chaloupka, G. Jackeli, and G. Khaliullin, *Phys. Rev. Lett.* **110**, 097204 (2013).
- [38] K. Foyevtsova, H. O. Jeschke, I. I. Mazin, D. I. Khomskii, and R. Valentí, *Phys. Rev. B* **88**, 035107 (2013).
- [39] G. W. Pratt Jr. and R. Coelho, *Phys. Rev.* **116**, 281 (1959).
- [40] V. I. Anisimov, J. Zaanen, and O. K. Andersen, *Phys. Rev. B* **44**, 943 (1991).
- [41] W. E. Pickett, S. C. Erwin, and E. C. Ethridge, *Phys. Rev. B* **58**, 1201 (1998).
- [42] H. Jiang, R. I. Gomez-Abal, P. Rinke, and M. Scheffler, *Phys. Rev. B* **82**, 045108 (2010).
- [43] B. H. Kim, G. Khaliullin, and B. I. Min, *Phys. Rev. B* **89**, 081109(R) (2014).
- [44] Y. Singh and P. Gegenwart, *Phys. Rev. B* **82**, 064412 (2010).
- [45] H. Gretarsson, J. P. Clancy, X. Liu, J. P. Hill, E. Bozin, Y. Singh, S. Manni, P. Gegenwart, J. Kim, A. H. Said, D. Casa, T. Gog, M. H. Upton, H.-S. Kim, J. Yu, V. M. Katukuri, L. Hozoi, J. van den Brink, and Y.-J. Kim, *Phys. Rev. Lett.* **110**, 076402 (2013).
- [46] X. Liu, T. Berlijn, W.-G. Yin, W. Ku, A. Tsvetik, Y.-J. Kim, H. Gretarsson, Y. Singh, P. Gegenwart, and J. P. Hill, *Phys. Rev. B* **83**, 220403(R) (2011).
- [47] S. K. Choi, R. Coldea, A. N. Kolmogorov, T. Lancaster, I. I. Mazin, S. J. Blundell, P. G. Radaelli, Y. Singh, P. Gegenwart, K. R. Choi, S.-W. Cheong, P. J. Baker, C. Stock, and J. Taylor, *Phys. Rev. Lett.* **108**, 127204 (2012).
- [48] F. Ye, S. Chi, H. Cao, B. C. Chakoumakos, J. A. Fernandez-Baca, R. Custelcean, T. F. Qi, O. B. Korneta, and G. Cao, *Phys. Rev. B* **85**, 180403(R) (2012).
- [49] J. Chaloupka and G. Khaliullin, *Phys. Rev. B* **94**, 064435 (2016).
- [50] I. Kimchi and Y.-Z. You, *Phys. Rev. B* **84**, 180407(R) (2011).
- [51] J. Rusnačko, D. Gotfryd, and J. Chaloupka, *Phys. Rev. B* **99**, 064425 (2019).
- [52] M. E. Zhitomirsky and A. L. Chernyshev, *Rev. Mod. Phys.* **85**, 219 (2013).
- [53] Z. Z. Du, H. M. Liu, Y. L. Xie, Q. H. Wang, and J.-M. Liu, *Phys. Rev. B* **92**, 214409 (2015).
- [54] Z. Z. Du, H. M. Liu, Y. L. Xie, Q. H. Wang, and J.-M. Liu, *Phys. Rev. B* **94**, 134416 (2016).
- [55] S. Agrestini, C.-Y. Kuo, K.-T. Ko, Z. Hu, D. Kasinathan, H. B. Vasili, J. Herrero-Martin, S. M. Valvidares, E. Pellegrin, L.-Y. Jang, A. Henschel, M. Schmidt, A. Tanaka, and L. H. Tjeng, *Phys. Rev. B* **96**, 161107(R) (2017).
- [56] J. S. Gordon, A. Catuneanu, E. S. Sørensen, and H.-Y. Kee, *Nat. Commun.* **10**, 2470 (2019).

- [57] J. C. Wang, B. Normand, and Z.-X. Liu, *Phys. Rev. Lett.* **123**, 197201 (2019).
- [58] F. L. Buessen and Y. B. Kim, *Phys. Rev. B* **103**, 184407 (2021).
- [59] A. Koitzsch, E. Müller, M. Knupfer, B. Büchner, D. Nowak, A. Isaeva, T. Doert, M. Grüniger, S. Nishimoto, and J. van den Brink, *Phys. Rev. Mater.* **4**, 094408 (2020).
- [60] H. B. Cao, A. Banerjee, J.-Q. Yan, C. A. Bridges, M. D. Lumsden, D. G. Mandrus, D. A. Tennant, B. C. Chakoumakos, and S. E. Nagler, *Phys. Rev. B* **93**, 134423 (2016).
- [61] J. A. Sears, M. Songvilay, K. W. Plumb, J. P. Clancy, Y. Qiu, Y. Zhao, D. Parshall, and Y.-J. Kim, *Phys. Rev. B* **91**, 144420 (2015).
- [62] R. D. Johnson, S. C. Williams, A. A. Haghighirad, J. Singleton, V. Zapf, P. Manuel, I. I. Mazin, Y. Li, H. O. Jeschke, R. Valentí, and R. Coldea, *Phys. Rev. B* **92**, 235119 (2015).
- [63] A. Banerjee, J.-Q. Yan, J. Knolle, C. A. Bridges, M. B. Stone, M. D. Lumsden, D. G. Mandrus, D. A. Tennant, R. Moessner, and S. E. Nagler, *Science* **356**, 1055 (2017).
- [64] A. Banerjee, P. Lampen-Kelley, J. Knolle, C. Balz, A. A. Aczel, B. Winn, Y. Liu, D. Pajerowski, J.-Q. Yan, C. A. Bridges, A. T. Savici, B. C. Chakoumakos, M. D. Lumsden, D. A. Tennant, R. Moessner, D. G. Mandrus, and S. E. Nagler, *npj Quantum Mater.* **3**, 8 (2018).
- [65] S.-H. Do, S.-Y. Park, J. Yoshitake, J. Nasu, Y. Motome, Y. S. Kwon, D. T. Adroja, D. J. Voneshen, K. Kim, T.-H. Jang, J.-H. Park, K.-Y. Choi, and S. Ji, *Nat. Phys.* **13** 1079 (2017).
- [66] P. A. McClarty, X.-Y. Dong, M. Gohlke, J. G. Rau, F. Pollmann, R. Moessner, and K. Penc, *Phys. Rev. B* **98**, 060404(R) (2018).
- [67] D. G. Joshi, *Phys. Rev. B* **98**, 060405(R) (2018).
- [68] L. E. Chern, E. Z. Zhang, and Y. B. Kim, *Phys. Rev. Lett.* **126**, 147201 (2021).
- [69] S. D. Das, S. Kundu, Z. Zhu, E. Mun, R. D. McDonald, G. Li, L. Balicas, A. McCollam, G. Cao, J. G. Rau, H.-Y. Kee, V. Tripathi, and S. E. Sebastian, *Phys. Rev. B* **99**, 081101(R) (2019).