

Probability distribution functions of sub- and super-diffusive systems

Fabio Cecconi

Istituto dei Sistemi Complessi-CNR, Via dei Taurini 19 and INFN Unità di Roma1, I-00185 Rome, Italy

Giulio Costantini

Istituto dei Sistemi Complessi-CNR, Sapienza, Piazzale Aldo Moro 2, I-00185 Rome, Italy

Alessandro Taloni

Istituto dei Sistemi Complessi-CNR, Via dei Taurini 19, I-00185 Rome, Italy

Angelo Vulpiani

Dipartimento di Fisica, Università Sapienza, Piazzale Aldo Moro 2, I-00185 Rome, Italy

(Dated: April 12th 2021)

We study the anomalous transport in systems of random walks (RW's) on comb-like lattices with fractal sidebranches, showing subdiffusion, and in a system of Brownian particles driven by a random shear along the x -direction, showing a superdiffusive behavior. In particular, we discuss whether scaling and universality are present or not in the shapes of the particle distribution along the preferential transport direction (x -axis).

I. INTRODUCTION

Standard diffusion is a Gaussian behavior characterized by a linear time growth of the mean square displacement (MSD) from the initial condition

$$\langle [x(t) - x(0)]^2 \rangle \sim t.$$

However certain processes in nature as well as in finance and even in sociology, are not Gaussian showing a non-linear time growth of the MSD:

$$\langle [x(t) - x(0)]^2 \rangle \sim t^{2\nu}. \quad (1)$$

If $\nu < 1/2$ the process $x(t)$, by definition, undergoes a sub-diffusive behavior while, if $\nu > 1/2$, $x(t)$ is said to be super-diffusive.

There is not a unique origin of the anomalous diffusion; it can be due to many different causes which are specific to the process under investigation.

From the mathematical side, anomalous diffusion is a strict consequence of the breakdown of the Central Limit Theorem hypothesis, which can be ascribed either to the broad distributions of independent elementary steps, e.g. Lévy flights [1], or to the emergence of long-range, spatial or temporal, correlations among such steps.

In transport processes, the main subject of this paper, spatial correlations may arise from strong geometrical confinement and inhomogeneity due to the presence of disorder, obstacles, compartments and trapping sites, that can be found in amorphous [2, 3] and porous [4, 5] materials. Similarly, the crowding of cellular cytoplasm [6, 7] and organic tissues [8, 9] can make the motion of molecules and water in biological environments strongly correlated. Correlations among consecutive displacements can also emerge dynamically [10], as in the case of chaotic dynamics [11–13], or because the particles are driven by the motions of the underlying medium, e.g.,

diffusion in turbulent fluid. Richardson, for instance, proved that in a turbulent fluid, spatial dispersion of particles follows a super-diffusive behavior [14, 15].

Similar situations occur when the random walks (RWs) are restricted on peculiar topological structures, such as fractals and networks [16–18], where the geometrical constraints do not allow a fast memory loss among a series of consecutive displacements.

Finally, it is important to remark that often, in real physical and biological cases [19], the anomalous diffusion can manifest itself as a transient phenomenon that, although long-lived, soon or later either turns into a standard one, or even stops due to the finiteness of the environments.

The goal of this paper is to discuss the general scaling properties of the probability distribution function (PDF) of anomalous diffusion at large times. In analogy with standard diffusion which undergoes the natural scaling

$$P(x, t) \propto t^{-1/2} \exp[-c(x/\sqrt{t})^2],$$

we wonder to what extent the conjecture

$$P(x, t) \sim t^{-\nu} F_\nu(|x|/t^\nu) \quad (2)$$

can hold for sub- and super-diffusive processes. Obviously, the consequent issue is to determine the shape of $F_\nu(z)$ and understanding its degree of universality.

At first, we have to bear in mind that the universality of this scaling is certainly broken by the existence of diffusion phenomena classified as “strongly anomalous” [13, 20, 21]. Indeed, they exhibit a multiscaling in the spectrum of moments,

$$\langle [x(t) - x(0)]^m \rangle \sim t^{m\nu(m)}, \quad (3)$$

with not constant $\nu(m)$, which is in contrast with Eq.(2) because a single exponent is not sufficient to characterize the statistical properties of such processes. The conflict

is evident by considering that Eq.(2) prescribes the following scaling for the moments,

$$M_m(t) = \langle |x(t) - x(0)|^m \rangle \sim t^{m\nu}. \quad (4)$$

In the following we will not address strongly anomalous phenomena.

Roughly speaking, there are two different scenarios that can be traced back to the property (2): one associated with time-homogeneous diffusion processes, for which the increment $x(t+h) - x(t)$ is independent of $x(t)$, and the other associated with processes not fulfilling the above property. The latter are said non-homogeneous processes and are especially observed in turbulent diffusion.

In the literature, some guesses can be found as to the functional form of $F_\nu(z)$ depending on the anomalous exponent ν . It is worth mentioning two classes of $F_\nu(z)$, the one suggested for the time-homogeneous processes (Fisher) and the one valid for turbulent diffusion (Richardson) both characterized by a stretched exponential

$$F_\nu(z) \sim \exp(-a_\nu |z|^\alpha), \quad (5)$$

with exponents

$$\alpha = \begin{cases} \frac{1}{1-\nu} & \text{Fisher branch} \\ \frac{1}{\nu} & \text{Richardson branch.} \end{cases} \quad (6)$$

Figure 1 sketches the expected validity range of the Fisher and Richardson $F_\nu(z)$ as a function of the anomalous exponents, in both sub- and super-diffusive regimes. It is interesting to note that for $\nu = 1/2$, the two stretched exponentials become of Gaussian type, as $\alpha = 2$. We refer to the $F_\nu(z)$ with $\alpha = 1/(1-\nu)$ as the Fisher-like distribution, since Fisher derived it in the context of self-avoiding polymers (SAP) [23]. Whereas, the case of $F_\nu(z)$ with $\alpha = 1/\nu$, which can be referred to as Richardson's function because it was derived by Richardson in his studies on turbulent diffusion [14, 15], will not be addressed in this work.

Before discussing the numerical analysis we carried out for proving the Fisher's scenario, we present two arguments supporting the validity of

$$\alpha = \frac{1}{1-\nu}. \quad (7)$$

One is based on simple probability considerations [24], and the other on the large-deviation theory (LDT) which has been already and successfully applied to describe the continuous time RW (CTRW) [25, 26].

The first heuristic argument starts from the observation that the main contribution to the tails arises from RWs that are very persistent along the x -direction, *i.e.* $x_{max} \sim t$. Therefore, the probability of such

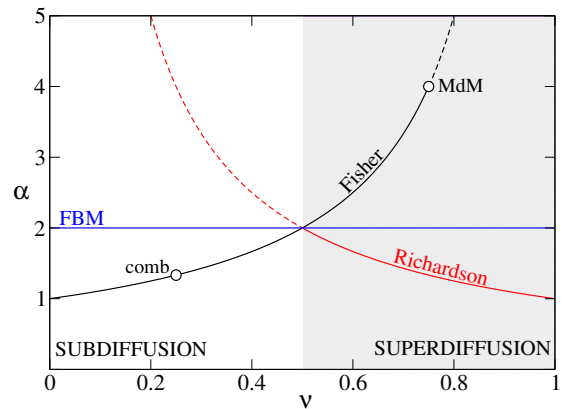


FIG. 1. Dependence of the parameter α of the stretched exponential as a function of the anomalous exponent ν Eq.(6), defining the Fisher's and Richardson's branches. The horizontal line indicates the value $\alpha = 2$ characterizing the fractional Brownian motion (FBM) and the intersection of all the lines ($\nu = 1/2, \alpha = 2$) identifies the Gaussian point. The point ($\nu = 1/4, \alpha = 4/3$) corresponds to the simple comb model, and ($\nu = 3/4, \alpha = 4$) corresponds to the Matheron de-Marsily (MdM) shear model [22].

persistent walks can be approximated as $F_\nu(z_{max}) \sim \exp(-a_\nu |z_{max}|^\alpha)$, where delta time integration $z_{max} \sim x_{max}/t^\nu \sim t^{1-\nu}$. On the other side, the probability of such paths is also $P\{z_{max}\} \sim \exp(-pt)$, as they undertake $n = t/\Delta t$ independent steps in the same direction, p being a constant and Δt the time step. Equating $F_\nu(z_{max}) = P\{z_{max}\}$ gives the Fisher's branch scaling prediction.

The second heuristic argument is based on LDT, which is a natural probability framework to determine how large fluctuations from the mean of a random process characterize the decay of far tails of its PDF [27]. LDT is the proper mathematical tool if we are interested in verifying whether the far tails of the PDF (2) are consistent with Fisher's tails. LDT assumes that, at large time, the probability decays as

$$P(x, t) \propto \exp[-t\mathcal{C}(x/t)], \quad (8)$$

where $\mathcal{C}(\dots)$ is the Cramers' (or rate) function. We recall that if a process μ_n is the average over n independent random variables, $\mu_n = (\xi_1 + \dots + \xi_n)/n$, its Cramers' function is, by definition, the limit $\mathcal{C}(\mu_n) = -\lim_{n \rightarrow \infty} 1/n \ln P(\mu_n, n)$, implying that asymptotically for large n

$$P(\mu_n, n) \propto \exp[-n\mathcal{C}(\mu_n)].$$

This expression can be equivalently rewritten in terms of the sum $S = \xi_1 + \dots + \xi_n = n\mu_n$ and the total time $t = n\Delta t$,

$$P(S, t) \propto \exp[-n\mathcal{C}(S/n)] = \exp[-t\mathcal{C}(S/t)].$$

which is exactly Eq.(8). A comparison between Eq.(8) and Eq.(5) implies that $t\mathcal{C}(x/t) = a_\nu |x/t^\nu|^\alpha$, this equality can be rearranged to $\mathcal{C}(x/t) = a_\nu |x/t^{(\nu+1/\alpha)}|^\alpha$. Now

the only consistent possibility is that $\mathcal{C}(x/t) = a_\nu |x/t|^\alpha$ which can only hold true if Eq.(7) is verified.

Of course, although the above reasoning does not constitute a proof, yet we can conclude that Fisher's PDF is the unique PDF which is consistent with the scaling (2) and the LDT as well.

In this paper we will focus only on the validity of the Fisher's scenario in the subdiffusive and superdiffusive regimes, by using two models.

(1) The random walks (RWs) on a class of comb-like structures consisting of a main backbone decorated by an array of fractal sidebranches [28], as in Fig.2(A). In this case, the subdiffusion is observed along the backbone.

(2) The Lagrangian dynamics of particles in a channel geometry under the combined effects of a random velocity shear and molecular diffusivity, Fig.2(B) [22, 29]. In this case, the superdiffusion occurs along the longitudinal transport direction (x -axis). We will show that the

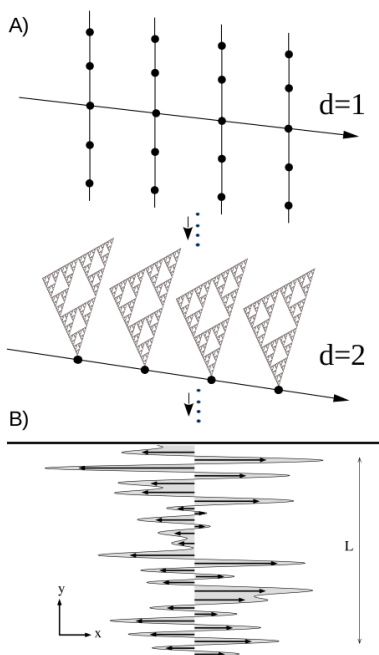


FIG. 2. (A) Cartoon of fractal structures studied in this work: simple comb lattice and comb of Sierpinski gaskets. (B) Sketch of the two-dimensional (2D) random velocity field, $\mathbf{U} = [U(y), 0]$, parallel to the x -axis and depending only on the vertical coordinate y .

scaling behavior (2) is well satisfied by both the sub- and super-diffusive processes that we studied. This is testified by the perfect collapse, upon re-scaling $x \rightarrow |x|/t^\nu$, of the simulated particle distribution (PDF) onto a master curve whose tails can be described by Eq.(5) with exponent (7). As a matter of fact we will demonstrate, numerically and analytically, that the Fisher relation is rigorously satisfied in the case of comb-like structures, even when the sidebranches are fractal structures of growing complexity (Sierpinski gaskets with increasing spectral

dimension, Fig.2(A).

On the other side, the superdiffusive case of the random-shear model [Fig.2(B)] presents an unexpected scenario where the Fisher scaling appears to be satisfied only for a restricted range of the anomalous exponent.

Moreover, the behavior of the PDF moments in agreement with Eq.(4) provides further numerical support to the validity of the re-scaling, Eq.(2).

As we will see in the following, the very numerical difficulty in observing the true nature of the tails stems from the necessity of two simultaneous asymptotic conditions, $t \gg 1$ and also $|x|/t^\nu \gg 1$.

This paper is organized as follows. In Sec.II we study the anomalous behavior of RWs on comb-like structures with fractal sidebranches. In Sec.III, we analyze the numerical results on the super-diffusion of Brownian particles under a random shear in a channel of width L .

Finally Sec.IV contains a discussion and conclusions.

II. COMB-LIKE SYSTEMS

To study the scaling of the PDF of anomalous subdiffusion, we considered RW's on comb-like structures, namely, a central backbone decorated by either linear or more complex sidebranches (SB's) [17]. In particular, we are interested in fractal structures, so we consider SB's constituted of Sierpinski-gaskets with increasing spectral dimension [see Fig.2(A)]. Such branched topology is typical of percolation clusters at criticality, which can be viewed as finitely ramified fractals [30, 31]. Comb-like structures, moreover, are frequently used in condensed matter and biological frameworks to describe the geometry of branched polymers [32, 33], amphiphilic molecules and engineered structures at the nano- and microscales, and anomalous propagation of chemical reaction fronts [34]. Moreover, in recent years a series of papers focused on the generalizations of the original comb model, as systems encompassing superdiffusion, due to the presence of inhomogeneous convection [35] or Lévy flights [36], heterogeneous and fractional diffusion on a fractal mesh [37–39], and slow or ultraslow diffusion [40]. In general, comb models can be seen as a concrete representations of CTRW. A general account of these systems can be found in Ref. [41].

The analysis of the diffusion along the backbone has been obtained by performing numerical simulations of $N = 3 \times 10^6$ RWs over a Sierpinski comb-structure, with one gasket for every backbone site. We consider RWs on several comb-structures differing in the fractal dimension of the SBs. Each SB is characterized by a primary element by means of which one can iteratively generate the fractal structure. Such a geometrical element is called δ -simplex, which is a set of δ sites joined by edges. The Euclidean dimension d of the space in which the gasket is embedded is related to the simplex by $d = \delta - 1$ [42]. The spectral dimension d_s of such structures is related

to the Euclidean dimension by the relationship [42, 43]

$$d_s = 2 \frac{\ln(d+1)}{\ln(d+3)}, \quad (9)$$

while the fractal dimension d_f depends on d via the relationship

$$d_f = \frac{\ln(d+1)}{\ln(2)}. \quad (10)$$

The behavior of the mean-square displacement (MSD) of the RW over comb-like structures is anomalous, Eq.(1), with an exponent ν depending on the spectral dimension of the SB:

$$\nu = \frac{2 - d_s}{4}. \quad (11)$$

Of course, the unavoidable finiteness of the linear size L of the SB's makes the anomalous diffusion a transient behavior occurring before the onset of a standard regime. However, upon taking L to be sufficiently long, with respect to the mean free path, the transient anomalous behavior can be made arbitrarily long-lived.

Equation (11) can be explained by a simple phenomenological argument [44] which is based on the *homogenization time*, $t_*(L)$, meant as the typical timescale after which the diffusion along the backbone becomes standard

$$\langle x_{\parallel}^2(t) \rangle \sim \begin{cases} t^{2\nu} & \text{if } t \ll t_*(L) \\ D(L)t & \text{if } t \gg t_*(L) \end{cases} \quad (12)$$

where $D(L)$ is the effective diffusion coefficient depending on the scale L . For finite-size SB's indeed, the anomalous regime in the longitudinal diffusion is only transient, and soon or later, it will be replaced by the standard diffusion. The homogenization time, $t_*(L)$, can be identified with the typical time taken by the walker to ‘‘span’’ a single SB of linear size L . The scaling of $t_*(L)$ with L , can be easily extracted from the diffusion on fractal structures, $\langle x_{\perp}^2(t) \rangle \sim t^{2/d_w}$, where d_w indicates the random walk dimension [41]. Therefore we expect that, $L^2 \sim [t_*(L)]^{2/d_w}$, implying the scaling

$$t_*(L) \sim L^{d_w}.$$

Once such a scaling is known, we can apply a ‘‘matching argument’’ to derive the exponent ν in Eq.(1), by requiring that the power-law and the linear behavior have to match at time $t \simeq t_*(L)$,

$$t_*(L)^{2\nu} \sim D(L) t_*(L). \quad (13)$$

We need to determine the scale dependence of the effective diffusion coefficient $D(L)$ for the RW along the backbone. This scale dependence is

$$D(L) \sim L^{-d_f}, \quad (14)$$

d_f being the fractal dimension of each SB. Indeed, when the diffusion along the backbone has reached the standard regime, it satisfies $\langle x_{\parallel}^2(t) \rangle = D(L)t$, where $D(L) = D_0 f(L)$ is the bare (microscopic) diffusion constant D_0 reduced by a factor $f(L)$, which is the probability for a walker to occupy a backbone site, since only the fraction $f(L)$ of RWs on the backbone actually contribute to the diffusion. We can safely assume that the dynamics in the homogenization regime equally visits all the sites on each SB, which become equiprobable. Accordingly, $f(L)$ follows from a simple geometrical counting that is evident when referring to the simple one-dimensional comb with finite SB of length L , [top panel of Fig.2(A)]. Clearly, each linear SB contains a number of sites $N_{\text{SB}}(L) = L/\ell_0$, where ℓ_0 is the lattice spacing that, without loss of generality can be set to $\ell_0 = 1$. Therefore, $f(L)$ amounts to the following simple counting: only one backbone site over $N_{\text{SB}}(L) = L$ total SB sites, implying that $f(L) = 1/N_{\text{SB}}(L) \sim L^{-1}$, in $d = 1$. The reasoning straightforwardly generalizes to fractal SB, [Fig.2(A) bottom panel] by observing that, on a fractal, the number of sites scales as $N_{\text{SB}}(L) \sim L^{d_f}$ [16], thus we have again, 1 backbone site over L^{d_f} SB sites. The scaling (14) indicates that $D(L)$ decays by enhancing the trapping power of the SBs, this occurs for two reasons: by increasing their linear size L , or by increasing their geometrical complexity, characterized by d_f .

Now, using $t_*(L) \sim L^{d_w}$, the matching Eq.(13) yields $2\nu d_w = -d_f + d_w$, from which we obtain Eq.(11), providing that $d_w = 2d_f/d_s$, see Ref.[16]. A similar reasoning has been generalized to compute anomalous exponents for RWs on fractal brushes, in Ref.[45].

A. Comb and comb-Sierpinski structures

Because of the coupling between the SBs and the backbone dynamics, the transport along the backbone of a comb, see the top of Fig.2(A), becomes anomalous with an exponent given by Eq.(11). Figure 3 reports the power-law behavior of the MSD along with its prediction (dashed lines) for the structures corresponding to different d_s . The long-time PDFs of the RW dynamics on the backbone present the collapse onto a $F_{\nu}(z)$ predicted by Eq.(2), upon rescaling, $z = |x|\sigma(t)$, with $\sigma(t) = \sqrt{[x(t) - x(0)]^2}$, see Fig.4. To test whether the PDFs exhibit Fisher's tails, we performed a global fitting of all the curves using Eq.(5) with a_{ν} and α as free parameters. This unconstrained or ‘‘blind’’ fitting procedure shows that the stretched-exponential form fits only the distribution bulk, i.e. small values of z . Moreover, the α values from the fitting deviate from the expected values, Eq.(7), see Table I. This analysis suggests that without a proper guess, there is no chance to prove that the backbone diffusion in comb-like structures follows a Fisher-like distribution, at least on the tails. An analytical prediction of the PDF can be performed using the fractional Fokker-Planck equation (FFPE) which governs

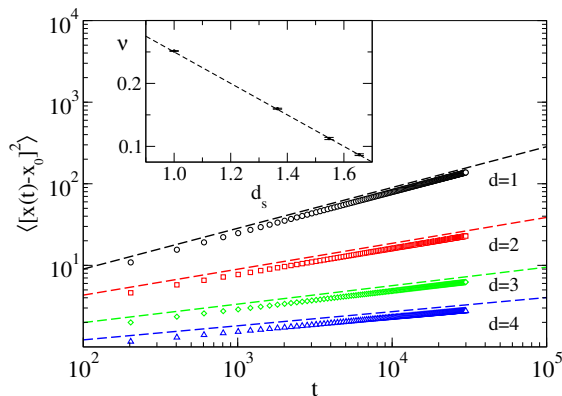


FIG. 3. Main plot: MSDs (symbols) vs. time for comb structures at different values of the spectral dimension: simple comb, $d_s = 1$, (black symbols), $d_s = 1.365$ (red symbols), $d_s = 1.547$ (green symbols) and $d_s = 1.654$ (blue symbols). The dashed curves correspond to the MSD [Eq.(1)], with ν given by Eq.(11). Inset: Plot of ν values (with errors), estimated from the slope of the MSD in the main panel, against the four considered values of d_s . The dashed curve represents Eq.(11).

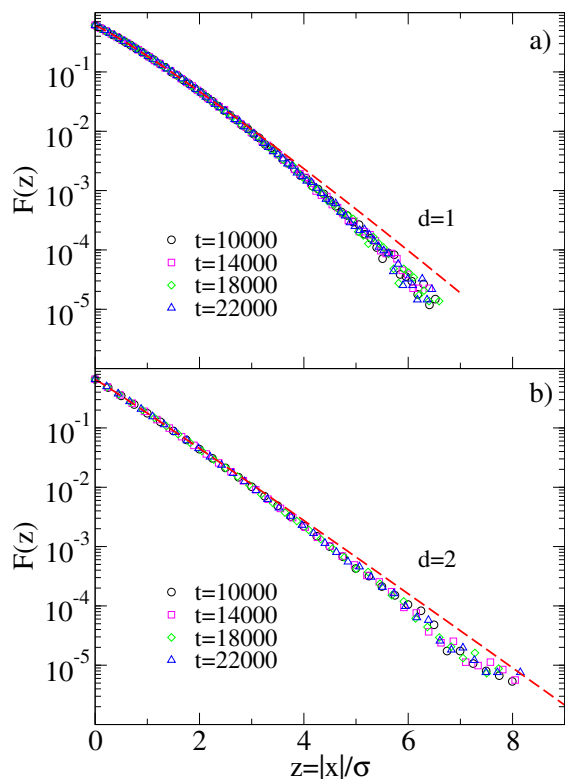


FIG. 4. Rescaled PDFs, $F(|x|/\sigma)$ of the comb-like structures for different values of time and different spectral dimensions: $d_s = 1$ panel a) and $d_s = 1.365$ panel b). The red dashed curve corresponds to the stretched exponential fit via Eq.(5).

the diffusion on the comb backbone; see Ref.[46].

To start with, let us briefly recall the theory developed for the comb system in Refs.[47–49]. According to

d	Fitted α	α_F
1	1.1166 ± 0.0023	1.3333
2	1.0341 ± 0.0010	1.1886
3	1.0034 ± 0.0049	1.1276
4	0.9776 ± 0.0145	1.0946

TABLE I. Values of the parameters of the best fitting of the simulated PDFs with Eq.(5).

the authors, the Smoluchowski equation for the particle distribution $P(x, y; t)$ on the comb (backbone plus SB's) is

$$\frac{\partial P(x, y; t)}{\partial t} = D_x \delta(y) \frac{\partial^2 P}{\partial x^2} + D_y \frac{\partial^2 P}{\partial y^2}. \quad (15)$$

The presence of the $\delta(y)$ function ensures that the diffusion along the backbone takes place only at $y = 0$. Two different diffusion coefficients are introduced: one along the comb teeth (D_y) and one along the backbone (D_x), with different physical dimensions. The equation for the particles diffusing along the backbone,

$$P_B(x, t) = \int_{-\infty}^{\infty} dy P(x, y; t),$$

can be derived by manipulating Eq.(15) [48] defined as

$$\frac{\partial P_B(x; t)}{\partial t} = K_{1/2} \frac{\partial^2}{\partial x^2} {}_0D_t^{1/2} P_B(x; t), \quad (16)$$

where $K_{1/2} = D_x / (2\sqrt{D_y})$ and ${}_0D_t^\alpha$ is the Riemann-Liouville fractional operator of order α [46, 50]:

$${}_0D_t^\alpha \phi(t) = \frac{1}{\Gamma(1-\alpha)} \frac{d}{dt} \int_0^t dt' \frac{1}{(t-t')^\alpha} \phi(t') \quad 0 < \alpha < 1. \quad (17)$$

As anticipated, Eq.(16) is a type of FFPE [46], and its solution can be compactly expressed by a particular case of the Fox function [46], also called the M-function [51, 52]:

$$P_B(x; t) = \frac{1}{\pi^{1/4} \sigma(t)} H_{11}^{10} \left[\frac{2|x|}{\pi^{1/4} \sigma(t)} \middle| \begin{matrix} (3/4, 1/4) \\ (0, 1) \end{matrix} \right]. \quad (18)$$

Here, the MSD takes the form

$$\sigma^2(t) = \frac{2D_x}{\sqrt{\pi D_y}} \sqrt{t}, \quad (19)$$

but most importantly, in the limit $|x|/\sigma \gg 1$, the Fox function in Eq.(18) admits the asymptotic expansion [53, 54]

$$H_{11}^{10} \sim \left(\frac{2|x|}{\pi^{1/4} \sigma(t)} \right)^{-\frac{1}{3}} e^{-\frac{3}{4^{4/3} \pi^{1/3}} \left(\frac{2|x|}{\sigma(t)} \right)^{\frac{4}{3}}}. \quad (20)$$

The expected Fisher's stretched-exponential behavior is indeed recovered, and remarkably, it reproduces the tails

($z \gtrsim 4$) of the numerical PDFs, reported in Fig.5a, without any fitting procedure.

Extending this approach to the fractal combs of Fig.2 is out of the question, because the analogous of Eq.(15) cannot be drawn. However, we can pass through the CTRW representation. Let us first examine the comb model. If we consider only the dynamics along the backbone, the time spent at a site x is the return time to x , after the walker has visited the matching SB. In other words, we can imagine the particle still being at site x , while performing its Brownian motion along the finger (y). Within a certain degree of accuracy, we can assume that this residence (or waiting) time at x corresponds to the walker's first return time to the backbone ($y = 0$). Hence the residence time PDF $\omega(t)$ scales as $\omega(t) \sim (\tau/t)^{3/2}$, where τ is an arbitrary time-scale. On the other hand, the hopping dynamics along the backbone would ensure that the jump distribution is well approximated by a Gaussian, i.e., $\lambda(x) = (4\pi\sigma^2)^{-1/2} \exp[-x^2/(4\sigma^2)]$. Following the derivation furnished in Ref.[46], the Laplace and Fourier transforms of the waiting time and jump length PDFs read

$$\begin{aligned} \omega(s) &\sim 1 - (s\tau)^{1/2}, \\ \lambda(k) &\sim 1 - (\sigma k)^2, \end{aligned} \quad (21)$$

respectively. Therefore the Fourier-Laplace transform of the CTRW PDF is

$$P_B(k, s) = \frac{P_B(k, 0)/s}{1 + K_{1/2}s^{-1/2}k^2}$$

so that the CTRW approach yields the correct MSD (19) and, most importantly, it confirms that the corresponding Fokker-Planck equation is the FFPE (15) [46].

Now let us turn to the fractal comb. The CTRW picture fully applies also to this case, with the only difference that a particle is imagined to reside at site x while wandering through the fractal hinged on the backbone's site x by its origin [see Fig.2(A)]. Hence the residence (or waiting) time corresponds to the walker's first return time to the origin of a Sierpinski gasket of spectral dimension d_s , whose PDF behaves as [42]

$$\omega(t) \sim (\tau/t)^{2-d_s/2} = (\tau/t)^{1+2\nu}.$$

On the other side, the jump-length distribution is still a Gaussian. Thus, in this case, we have

$$\begin{aligned} \omega(s) &\sim 1 - (s\tau)^{2\nu}, \\ \lambda(k) &\sim 1 - (\sigma k)^2, \end{aligned} \quad (22)$$

and the Fourier-Laplace transform of the walker's PDF is

$$P_B(k, s) = \frac{P_B(k, 0)/s}{1 + K_{2\nu}s^{-2\nu}k^2}.$$

Inverting, the proper Fokker-Planck equation for such a process reads [46]

$$\frac{\partial P_B(x; t)}{\partial t} = K_{2\nu} \frac{\partial^2}{\partial x^2} D_t^{1-2\nu} P_B(x; t), \quad (23)$$

with the MSD

$$\sigma^2(t) = \frac{2K_{2\nu}}{\Gamma(1+2\nu)} t^{2\nu}. \quad (24)$$

As for Eq.(16), the solution of Eq.(23) is again an M-function [51, 52]

$$\begin{aligned} P_B(x; t) &= \frac{\sigma(t)}{\sqrt{2\Gamma(1+2\nu)}} \\ &\times H_{11}^{10} \left[\sqrt{\frac{2}{\Gamma(1+2\nu)}} \frac{|x|}{\sigma(t)} \mid \begin{matrix} (1-\nu, \nu) \\ (0, 1) \end{matrix} \right], \end{aligned} \quad (25)$$

satisfying the asymptotic behavior

$$\begin{aligned} H_{11}^{10} &\sim \left(\sqrt{\frac{2}{\Gamma(1+2\nu)}} \frac{|x|}{\sigma(t)} \right)^{\frac{2\nu-1}{2(1-\nu)}} \\ &\text{times } e^{-(1-\nu)\nu \frac{|x|^\nu}{\sigma(t)^\nu}} \end{aligned}, \quad (26)$$

which reproduces the Fisher's stretched exponential. In general, it can be shown that the M-function appearing in Eq.(25) is related to the Lévy stable distribution with parameter ν by the following equality [55]

$$H_{11}^{10} \left[y \mid \begin{matrix} (1-\nu, \nu) \\ (0, 1) \end{matrix} \right] = \frac{1}{\nu} L_\nu^{-\nu} \left(y^{-1/\nu} \right) y^{-(1+1/\nu)}.$$

Figure 5 shows that the asymptotic formula (26) is an excellent approximation of the distribution tails. Once again, we stress that no fit to numerical data has been implemented.

To sum up, expressions (20) and (26) clearly demonstrate that Fisher's scenario is fulfilled if we take into consideration only the tails of the PDFs ($z \gtrsim 4$), and that it is a consequence of the type of fractional equation governing the diffusion on the comb backbone.

III. RANDOM-SHEAR MODEL

Random-shear models have been proposed to study the hydrodynamic transport of solute particles in stratified porous media, under the assumption that advection is parallel to the stratification planes [22]. Let $P(x, y, t)$ be the concentration of the solute particles and $\mathbf{U} = (U(y), 0)$ be the shear parallel to x depending only on the stratification height y , we can write the conventional advection-diffusion equation

$$\frac{\partial P}{\partial t} + U(y) \frac{\partial P}{\partial x} = D_x \frac{\partial^2 P}{\partial x^2} + D_y \frac{\partial^2 P}{\partial y^2} \quad (27)$$

where the incompressibility $\text{div}(\mathbf{U}) = 0$ has been taken into account and D_x, D_y denote the microscopic (molecular) diffusivity along x, y directions respectively. In the following, we set $D_y = D_0$, because we will assume that

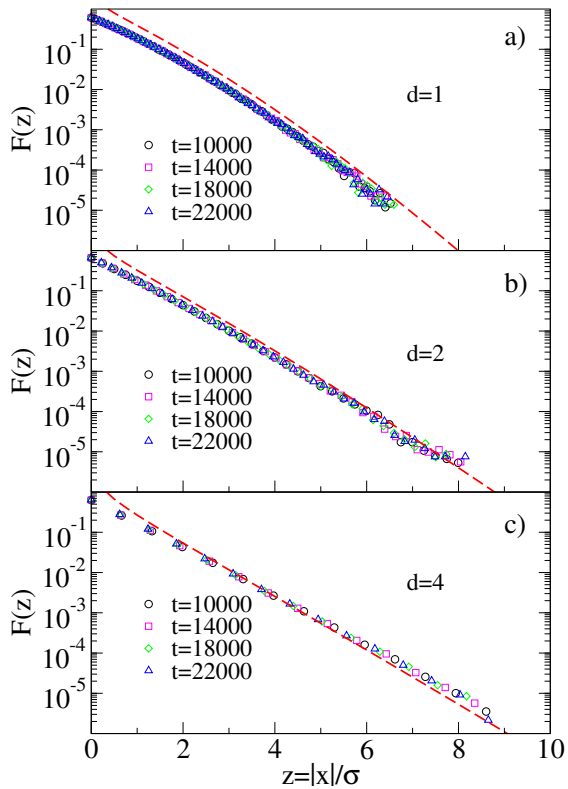


FIG. 5. Rescaled PDF $F[|x|/\sigma(t)]$ of the comb-like structures for different values of time and different spectral dimensions: $d_s = 1$ panel (a), $d_s = 1.365$ panel (b) and $d_s = 1.654$ panel (c). The red dashed curves are the plots of Eq.(20) for panel (a) and Eq.(26) for panels (b) and (c). Notice that no fitting procedure is applied.

$D_x \simeq 0$, so that the particle dispersion along x is mainly ruled by the statistical properties of $U(y)$. In a famous paper, Matheron and de-Marsily [22] studied the anomalous transport of particles driven by an array of horizontal random-width layers with a constant velocity. The particles also undergo a Brownian diffusion along the transverse direction, therefore, they cross different layers, visiting them several times. Specifically, Matheron and de-Marsily identified two properties of the velocity autocorrelation $\langle U(y)U(0) \rangle$ leading to a longitudinal anomalous super-diffusion, where the average is computed over the random field realizations.

The problem (27) can be reformulated in terms of Langevin equations for an ensemble of independent particles

$$\dot{x}_i = U(y_i) \quad (28)$$

$$\dot{y}_i = \sqrt{2D_0} \xi_i(t) \quad (29)$$

$\{\xi_i(t)\}$ are independent, delta-correlated, and zero-mean Gaussian noises. Periodic boundary conditions are enforced on the y -direction at $y = \pm L/2$, to implement a channel-like geometry along the x -axis.

Our shear longitudinal field is generated by a superpo-

sition of M sinusoidal waves, i.e.

$$U(y) = \frac{1}{M} \sum_{k=\lambda}^{\Lambda} U_k \sin(ky + \phi_k) \quad (30)$$

where the sum on k runs over the set $k = 2\pi/L(1, 2, \dots, M)$, with $\lambda = 2\pi/L$ and $\Lambda = M\lambda$. This definition is not too restrictive for M large, since any smooth-enough field can always be expanded in Fourier modes. The amplitudes are assumed to depend on the wave vectors as

$$U_k = U_0 |k|^{\gamma/2}, \quad k = \lambda, \dots, \Lambda, \quad (31)$$

U_0 is a dimensional factor that can be set to unity by a simple time redefinition, while the presence of the phases $\{\phi_k\}$ is strongly necessary to confer a certain degree of heterogeneity (randomization) to the field. The parameter γ , defining the spectral properties of the modal decomposition of $U(y)$, is the only quantity that will be varied in our analysis. In what follows, it will be convenient to express $U(y)$ in the complex form

$$U(y) = \sum_{k=-\Lambda}^{\Lambda} V_k e^{iky}, \quad (32)$$

with $V_k = U_k e^{i\phi_k}/(2iM)$, such that $V_{-k} = V_k^*$, $V_0 = 0$ and $\phi_{-k} = -\phi_k$. For reasons of convenience that will be soon clear, we take the shear field to be anti-symmetric about the middle of the channel, $y = 0$, i.e. $U(-y) = -U(y)$. This condition also sets up the phase choice to $\phi_k = 0$ or π with probability $(1/2, 1/2)$, respectively.

The model (28,29) can be exactly solved as the equation for y is independent of x : the solution is $y(t) = y_0 + \sqrt{2D_0}w_t$, where w_t indicates a Wiener's process, i.e. $\langle w_t \rangle = 0$ and $\langle w_s w_t \rangle = |t - s|$. A substitution into the first equation yields

$$x(t) = x(0) + \int_0^t ds U(y_0 + \sqrt{2D_0} w_s) \quad (33)$$

Thanks to Eq.(30), Eq.(33) expands to

$$x(t) - x(0) = \sum_{k=-\Lambda}^{\Lambda} V_k e^{iky_0} \int_0^t ds \exp[ik\sqrt{2D_0} w_s]. \quad (34)$$

Now, from expression (34), all the moments

$$M_m(t) = \langle [x(t) - x(0)]^m \rangle$$

can be computed. The crucial point is to establish the meaning of the average $\langle \dots \rangle$. As a matter of fact, three types of average can be carried out on this system:

1. over the noise realizations, i.e. on the Wiener's process w_t : $\langle \dots \rangle_w$

2. over the initial conditions y_0 along the stripe:
 $\langle \dots \rangle_0 = \int_{-L/2}^{L/2} dy_0 \rho(y_0)$
3. over the possible configurations of the disordered field $U(y)$, i.e. over the phases: $\langle \dots \rangle_\phi = \prod_{k=\lambda}^\Lambda \int_{-\pi}^\pi d\phi_k / (2\pi)$.

Unlike previous works on the random-shear model [22, 29, 41, 56–66], in our analysis we will not consider the average over random field realizations (phases in our case), taking only the average on the Wiener process and on the initial conditions, as done in Ref.[67], in symbols $\langle \langle \dots \rangle_w \rangle_0$. We will be assuming an initial uniform distribution of particles along the channel: $\rho(y_0) = 1/L$.

First we can compute the mean displacement (drift),

$$\langle \langle [x(t) - x(0)] \rangle_w \rangle_0 = \sum_{k=-\Lambda}^\Lambda \frac{V_k}{D_0 k^2} \langle e^{iky_0} \rangle_0 \left(1 - e^{-D_0 k^2 t} \right) \quad (35)$$

which is rigorously zero because $\langle \exp(iky_0) \rangle_0 = \delta_{k,0}$ and we have used the property of w_t such that $\langle \exp(ikw_t) \rangle_w = \exp(-D_0 k^2 t)$.

The mean square displacement reads

$$\begin{aligned} \langle \langle [x(t) - x(0)]^2 \rangle_w \rangle_0 &= \left(\sum_{k=\lambda}^\Lambda \frac{|V_k|^2}{D_0 k^2} \right) t \\ &\quad - \sum_{k=\lambda}^\Lambda \frac{|V_k|^2}{D_0^2 k^4} \left(1 - e^{-D_0 k^2 t} \right); \end{aligned} \quad (36)$$

recalling that $V_k = U_k e^{\phi_k} / (2iM)$, we have $|V_k|^2 = U_k^2 / (4M^2)$, so that the MSD turns out to be independent of the phase disorder. The first contribution is the well-known Taylor term [68]

$$D_{\text{eff}} = \frac{1}{2} \sum_{k=\lambda}^\Lambda \frac{|V_k|^2}{D_0 k^2} \quad (37)$$

of the effective standard diffusion, whereas the second term is the contribution leading to the anomalous transient behavior whose duration increases with the width (transversal size) L of the channel.

Before showing analytically how the anomalous regime emerges from Eq.(36), we repeat the matching argument of sec.II, in the context of the random-shear model to obtain its anomalous exponent in an intuitive way. Let us consider the case of large but finite L ; of course, when $t \gtrsim t_* = L^2/D_0$, the transverse free diffusion of particles feels the boundary effects, and the longitudinal diffusion changes from anomalous to standard. Therefore, even for the random-shear, we can assume that Eq.(12) holds true, with the exponents determined by the random shear problem. In this case, $D(L)$ scales as

$$D_{\text{eff}}(L) \sim \frac{L^{1-\gamma}}{D_0},$$

according to the Taylor formula (37), where the definition, Eq.(31), has been used along with an implicit passage from the summation on k to the integral over dk .

The anomalous and the standard regimes need to match each other at time $t_*(L)$, which is the typical time, $t_*(L) \sim L^2/D_0$, taken by transverse free diffusion [Eq.(29)] to become almost uniform over the channel width L . Thus, from the matching condition, $t_*(L)^{2\nu} \sim D_{\text{eff}}(L)t_*(L)$, one obtains the relation $(L^2)^{2\nu} \sim L^{1-\gamma}L^2$, which, by equating the exponents, leads to

$$\nu = \frac{3-\gamma}{4}. \quad (38)$$

Therefore, as in the case of comb structures, a simple scaling argument links the anomalous exponent ν to the parameter γ defining the velocity field spectrum through Eq.(31), in addition Eq.(7) provides the value

$$\alpha = \frac{4}{1+\gamma} \quad (39)$$

for the Fisher's parameter.

The above derivation can be made rigorous, again assuming large channel widths $L \gg 1$, so the summation over k can be replaced by an integral over the interval $[\lambda, \Lambda]$, casting Eq.(36) in the following form:

$$\begin{aligned} \langle \langle [x(t) - x(0)]^2 \rangle_w \rangle_0 &= 2D_{\text{eff}}t \\ &\quad - \frac{L}{2\pi} \frac{U_0^2}{D_0^2} \int_\lambda^\Lambda dk k^{\gamma-4} (1 - e^{-D_0 k^2 t}), \end{aligned} \quad (40)$$

where Eq.(31) has been used. Appendix A shows that, in the time interval $L^2/(M^2 D_0) \ll t \ll L^2/D_0$, the mean-square displacement is

$$\langle \langle [x(t) - x(0)]^2 \rangle_w \rangle_0 = 2D_{\text{eff}}t + B (D_0 t)^{\frac{3-\gamma}{2}} - A, \quad (41)$$

where the constants are: $A = \Lambda^{\gamma-3} / [\lambda(\gamma-3)] (U_0/D_0)^2$, and $B = 2\Gamma[(\gamma+1)/2] / [\lambda(\gamma-3)(\gamma-1)] (U_0/D_0)^2$. Equation (41) prescribes that a particle driven by the random shear undergoes a transient super-diffusion with the exponent (38). Of course, for $t \gg L^2/D_0$ the MSD turns into the Gaussian regime characterized by a coefficient (37).

A. Numerical results

We numerically simulated the motion of $N = 2 \times 10^6$ particles evolving according to Eqs.(28,(29)) with $D_0 = 0.1$. The system is prepared into an initial distribution of $\{x_i(0), y_i(0)\}$, $i = 1, \dots, N$ that is equally spaced along the channel width, $y_i(0) = -L/2 + L(i-1)/(N-1)$, and uniformly distributed in x on the interval $[-0.5, 0.5]$. The equal spacing along y guarantees that the constraint $\langle e^{iky_0} \rangle_0 = \delta_{k,0}$ is numerically well satisfied by the initial condition.

The shear parameters are kept fixed to: $U_0 = 1$, $L = 100$, and $M = 100$, while γ in Eq.(31) is varied in the range $-1 \leq \gamma \leq 1$. Moreover, our specific choice of the disorder ($\phi_k = 0$ or π) corresponds to assign random signs to the amplitudes $U_k = \pm U_0 |k|^{\gamma/2}$. The numerical integration of Eqs.(28,29) has been performed with a simple Euler scheme with a time step $h = 0.01$.

The first test of the correctness of the Euler integration is the agreement of the MSD obtained by the simulations with the analytical result, Eq.(36), as verified in Fig.6 by the coincidence of the red curves representing Eq.(36) with the numerical MSD (open circles). We computed also the time behavior of the moments $M_m(t)$ with $m = 4, 6$ to verify their expected intermediate anomalous behavior (4) occurring in the interval $L^2/(M^2 D_0) \ll t \ll L^2/D_0$, which is represented by the dashed lines in Fig.6. For times large enough, $t \gtrsim 2 \times 10^4$, the Gaussian scaling of moments is recovered, with the normal exponent $\nu = 1/2$, indicating that the system has attained the standard regime.

The insets in Fig.6 show also the alignment of moments upon raising them to the right power, $[M_{2m}(t)]^{1/m} \sim M_2(t)$ (Fig.6). This alignment is a consequence of the scaling (2), and the data in the insets represent a first robust numerical test that this scaling is verified by the simulations. The same conclusion was reached in Refs.[41, 56] using the average over the disordered convection fields $\langle \dots \rangle_\phi$.

The collapse of moments in Fig.6 shows the not strongly anomalous character of the superdiffusive regime [20]. In view of Eq.(3) indeed, we have $\nu(m) \equiv \nu = (3 - \gamma)/4$, as is shown in Fig.7 for the same values of γ displayed in Fig.6. Now, as the scaling of the moments corroborates the validity of Eq.(2), we need to establish whether the tails of the PDFs satisfy Eq.(5) with the expected exponent $\alpha = 4/(1 + \gamma)$.

Figure 8 displays the collapse of the PDF at different times according to Eq.(2). Moreover, the red dashed curves represent the fitting with Eq.(5), with the constraint $\alpha = 4/(1 + \gamma)$ being priorly imposed. In practice, only the amplitude, A , and the parameter, a , are adjusted by the fitting procedure. Although the fitting curve fails to reproduce the bulk of the simulated PDF, it is very reasonable for the far tails. Besides the values $\gamma = 0, 0.4$, the consistency of the Fisher's scenario has been also verified for $\gamma = 0.2, 0.6, 0.8$ (not shown).

Notice that the case $\gamma = 0$, implying $\nu = 3/4$, corresponds to the Matheron de-Marsily model [22].

However, the Fisher's prediction seems to fail for the PDF with negative γ ; see the red dashed curve in the bottom panel of Fig.8. Although the tails of the rescaled distributions are still stretched exponential, the exponent is different from $\alpha = 4/(1 + \gamma)$.

As a final remark, we can say that the behavior of the longitudinal PDF is strongly dependent on the properties of the shear field, so the Fisher scenario is not so robust. For instance, if the phases are such that $\phi = \pm\pi/2$, with probability $1/2$, we obtain a distribution that still follows

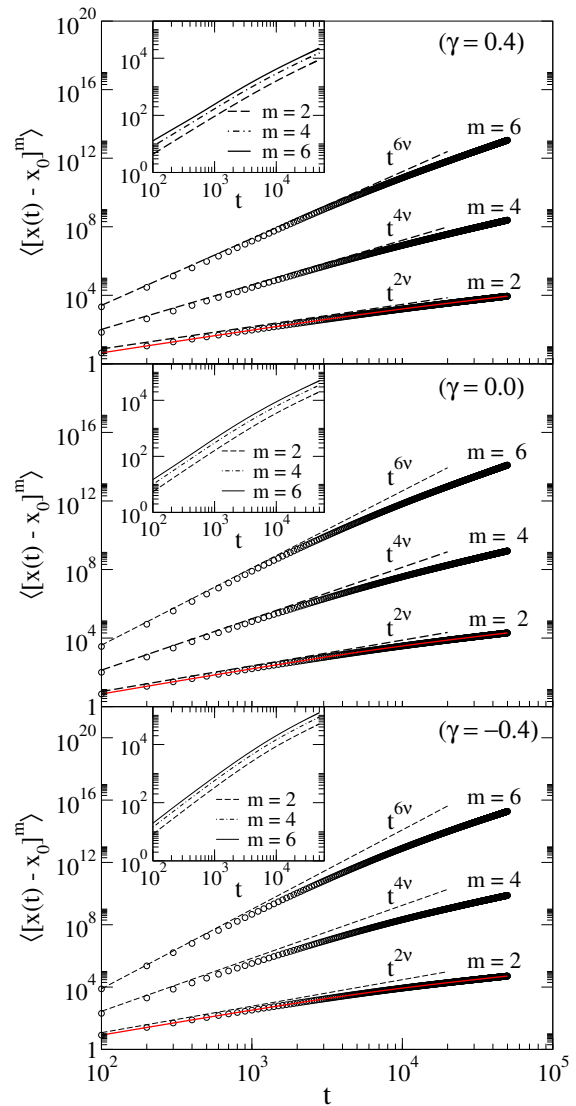


FIG. 6. Time behavior of the moments $M_{2m}(t) = \langle [x(t) - x(0)]^{2m} \rangle_w \rangle_0$ ($m = 1, 2, 3$) of $N = 2 \times 10^6$ particles in the shear model with parameters, $L = 100$, $M = 100$, $D_0 = 0.1$, $U_0 = 1$, and $\gamma = (-0.4, 0.0, 0.4)$. The red solid curves indicate Eq.(36), and the dashed straight lines are the expected anomalous scaling, $2\nu m$, with $\nu = (3 - \gamma)/4$. The insets show the alignment of the moments upon raising $[M_{2m}(t)]^{1/m}$, which is a strong numerical indication of the collapse of the particle distributions, Eq.(2).

the scaling law (2). However the tails are not Fisher-like (see Fig.9) also because a generic disorder does not preserve the symmetry, $x \rightarrow -x$, of the Fisher's distributions.

IV. CONCLUSIONS

In this work we have studied the subdiffusion along the backbone of random walks on comb-like fractal structures and the superdiffusion of the Lagrangian dynamics

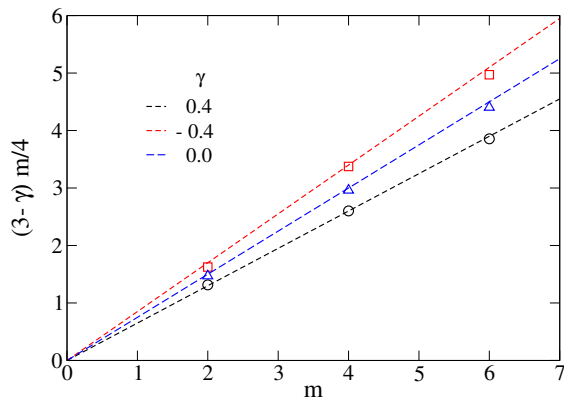


FIG. 7. Plot of the anomalous spectrum of moments, $\alpha(m)$, vs the order of the moments m . The simple linear behavior indicates that diffusion is not strongly anomalous.

of Brownian particles in a random-shear velocity field. In this case the anomalous transport occurs along the shear direction.

In the comb systems, the anomalous exponent can be analytically obtained as a function of the fractal dimension of the Sierpinski sidebranches decorating the backbone. In the shear model the anomalous exponent is a function of the parameter γ defining the spectral properties of the Fourier-mode combination of the velocity field.

We focused our analysis mainly on the scaling properties of the spatial PDF of the process along the preferential transport direction: the backbone (for combs) and x -axis (for random shear), because we were interested in testing the assumption that such PDFs develop Fisher's stretched-exponential tails $\exp(-a|z|^\alpha)$, with α related to the anomalous exponent by the relation $\alpha = 1/(1 - \nu)$.

Our simulations show that for comb systems, the PDF of the anomalous sub-diffusion along the backbone follows the Fisher's tails, regardless of the complexity of the fractal sidebranches. This numerical finding has been also supported by analytical predictions based on the extension of the fractional Fokker-Planck equation to comb fractal structures.

For the random shear, we found that the transport is anomalous with an exponent $\nu = (3 - \gamma)/4$. The particle PDFs along the x -axis exhibit stretched-exponential tails with an exponent consistent with the Fisher's prediction, Eq.(39), only for $\gamma > 0$. Surprisingly, for $\gamma < 0$, numerical simulations seem to indicate that the Fisher's scenario breaks down.

ACKNOWLEDGEMENT

F.C. and A.V. acknowledge the financial support from MIUR, PRIN project n.201798CZL "Coarse-grained de-

scription for non-equilibrium systems and transport phenomena (CO-NEST)".

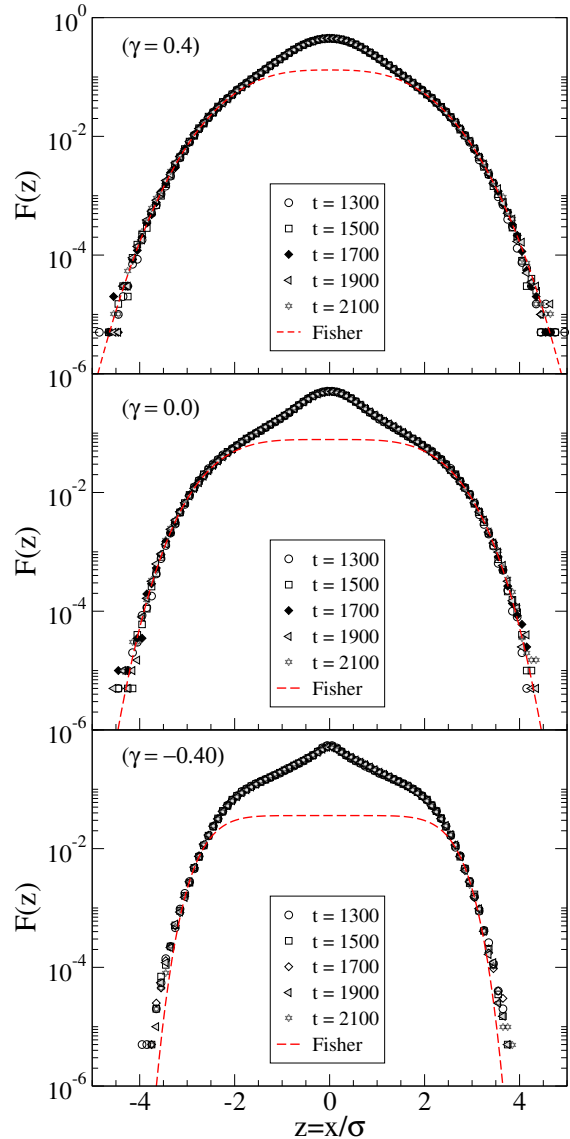


FIG. 8. Collapse of the PDF, Eq.(2), upon the rescaling $x \rightarrow x/t^\nu$, for $\gamma = -0.4, 0.0, 0.4$. The dashed red curves represent the fit of the tails with the Fisher's scaling function, with $\alpha = 4/(1 + \gamma)$. Notice that the case $\gamma = 0$, for which $\nu = 3/4$, corresponds to the Matheron de-Marsily model [22]. The last panel, $\gamma = -0.4$, suggests that the Fisher's fitting is not satisfactory for negative γ .

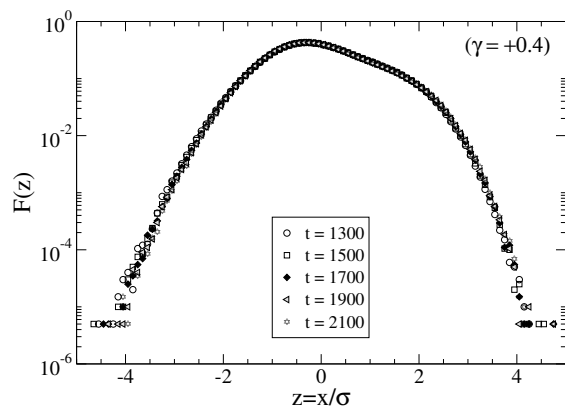


FIG. 9. Collapse of the PDF along x of the particles subjected to a shear field with a phase disorder $\phi = \pm\pi/2$ and $\gamma = 0.4$. The collapse of the PDF at different times indicates that the scaling, Eq.(2), is verified, however, the PDF, both for symmetry and tails, is not in the Fisher's class.

-
- [1] M. F. Shlesinger, G. M. Zaslavsky, and U. Frisch. *Lévy Flights and Related Topics in Physics*. Springer, New York, 1995.
- [2] R.A. Street, C.C. Tsai, J. Kakalios, and W.B. Jackson. Hydrogen diffusion in amorphous silicon. *Philos. Mag. B*, 56(3):305–320, 1987.
- [3] W Schirmacher, M Prem, J-B Suck, and A Heidemann. Anomalous diffusion of hydrogen in amorphous metals. *Europhys. Lett.*, 13(6):523, 1990.
- [4] B. Berkowitz, H. Scher, and S. E. Silliman. Anomalous transport in laboratory-scale, heterogeneous porous media. *Water Resour. Res.*, 36(1):149–158, 2000.
- [5] D. L. Koch and J. F. Brady. Anomalous diffusion in heterogeneous porous media. *Phys. Fluids*, 31:965, 1988.
- [6] M. Weiss, Elsner M., Kartberg F., and Nilsson T. Anomalous subdiffusion is a measure for cytoplasmic crowding in living cells. *Biophys. J.*, 87:3518, 2004.
- [7] A. Caspi, R. Granek, and M. Elbaum. Diffusion and directed motion in cellular transport. *Phys. Rev. E*, 66:011916–(12), 2002.
- [8] M. Köpf, C. Corinth, O. Haferkamp, and T. F. Nonnenmacher. Anomalous diffusion of water in biological tissues. *Biophys. J.*, 70(6):2950, 1996.
- [9] J Hrabec, S. Hrabětová, and K. Segeth. A model of effective diffusion and tortuosity in the extracellular space of the brain. *Biophys. J.*, 87(3):1606–1617, 2004.
- [10] A. Gabrielli and F. Cecconi. Diffusion, super-diffusion and coalescence from a single step. *J. Stat. Mech.: Theory Exp.*, 2007(10):P10007, 2007.
- [11] T. Geisel and S. Thomae. Anomalous diffusion in intermittent chaotic systems. *Phys. Rev. Lett.*, 52:1936, 1984.
- [12] R. Klages, G. Radons, and I. M. Sokolov. *Anomalous Transport: Foundations and Applications*. Wiley, New York, 2008.
- [13] J. Vollmer, L. Rondoni, M. Tayyab, C. Giberti, and C. Mejía-Monasterio. Displacement autocorrelation functions for strong anomalous diffusion: A scaling form, universal behavior, and corrections to scaling. *Phys. Rev. R*, 3(1):013067, 2021.
- [14] L. F. Richardson. Atmospheric diffusion shown on a distance-neighbour graph. *Proc. R. Soc. London Ser. A*, 110(756):709–737, 1926.
- [15] G. Boffetta and I. M. Sokolov. Relative dispersion in fully developed turbulence: The richardson's law and intermittency corrections. *Phys. Rev. Lett.*, 88:094501, Feb 2002.
- [16] S. Havlin and D. Ben-Avraham. Diffusion in disordered media. *Adv. Phys.*, 36:695–798, 1987.
- [17] G. H. Weiss and S. Havlin. Some properties of a random walk on a comb structure. *Physica A*, 134:474–482, 1986.
- [18] G. H. Weiss and S. Havlin. Use of comb-like models to mimic anomalous diffusion on fractal structures. *Philos. Mag. B*, 56(6):941–947, 1987.
- [19] T. K. Fujiwara, K. Iwasawa, Z. Kalay, T. A. Tsunoyama, Y. Watanabe, Y. M. Umemura, H. Murakoshi, Kenichi G. N. Suzuki, Y. L. Nemoto, N. Morone, and A. Kusumi. Confined diffusion of transmembrane proteins and lipids induced by the same actin meshwork lining the plasma membrane. *Mol. Biol. Cell.*, 27(7):1101–1119, 2016.
- [20] P. Castiglione, A. Mazzino, P. Muratore-Ginanneschi, and A. Vulpiani. On strong anomalous diffusion. *Physica D*, 134:75, 1999.
- [21] K.H. Andersen, P. Castiglione, A. Mazzino, and A Vulpiani. Simple stochastic models showing strong anomalous diffusion. *Eur. Phys. J. B*, 18(3):447–452, 2000.
- [22] G. Matheron and G. De Marsily. Is transport in porous media always diffusive? A counterexample. *Water Resour. Res.*, 16(5):901–917, 1980.
- [23] M. E. Fisher. Shape of a self-avoiding walk or polymer chain. *J. Chem. Phys.*, 44(2):616–622, 1966.
- [24] E. Ben-Naim, S. Redner, and D. Ben-Avraham. Bimodal diffusion in power-law shear flows. *Phys. Rev. A*, 45(10):7207, 1992.
- [25] A. Pacheco-Pozo and I. M. Sokolov. Large deviations in continuous-time random walks. *Phys. Rev. E*, 103:042116(10), 2021.

- [26] W. Wang, E. Barkai, and S. Burov. Large deviations for continuous time random walks. *Entropy*, 22:697, 2020.
- [27] Hugo Touchette. The large deviation approach to statistical mechanics. *Phys. Rep.*, 478:1–69, 2009.
- [28] R. Burioni and D. Cassi. Random walks on graphs: ideas, techniques and results. *J. Phys. A: Math. Gen.*, 38:R45, 2005.
- [29] Yu A Dreizin and A. M. Dykhne. Anomalous conductivity of inhomogeneous media in a strong magnetic field. *Sov. Phys. JETP*, 36:127, 1973.
- [30] A. Coniglio. Cluster structure near the percolation threshold. *J. Phys. A: Math. Gen.*, 15:3829, 1982.
- [31] H.E. Stanley and A. Coniglio. Flow in porous media: The “backbone” fractal at the percolation threshold. *Phys. Rev. B*, 29:522(R), 1984.
- [32] E. F. Casassa and G. C. Berry. Angular distribution of intensity of Rayleigh scattering from comblike branched molecules. *J. Polym. Sci. Part A-2 Polym. Phys.*, 4:881–897, 1966.
- [33] J. F. Douglas, J. Roovers, and K. F. Freed. Characterization of branching architecture through “universal” ratios of polymer solution properties. *Macromolecules*, 23(18):4168–4180, 1990.
- [34] R. Mancinelli, D. Vergni, and A. Vulpiani. Front propagation in reactive systems with anomalous diffusion. *Physica D*, 185(3-4):175–195, 2003.
- [35] A. Iomin and E. Baskin. Negative superdiffusion due to inhomogeneous convection. *Phys. Rev. E*, 71(6):061101, 2005.
- [36] T. Sandev, A. Iomin, and V. Méndez. Lévy processes on a generalized fractal comb. *J. Phys. A: Math. Theor.*, 49(35):355001, 2016.
- [37] T. Sandev, A. Iomin, and H. Kantz. Fractional diffusion on a fractal grid comb. *Phys. Rev. E*, 91(3):032108, 2015.
- [38] T. Sandev, A. Schulz, H. Kantz, and A. Iomin. Heterogeneous diffusion in comb and fractal grid structures. *Chaos, Solit. Fractals*, 114:551–555, 2018.
- [39] T. Sandev, A. Iomin, and H. Kantz. Anomalous diffusion on a fractal mesh. *Phys. Rev. E*, 95(5):052107, 2017.
- [40] T. Sandev, Alexander Iomin, H. Kantz, R. Metzler, and A. Chechkin. Comb model with slow and ultraslow diffusion. *Math. Model. Nat. Phenom.*, 11(3):18–33, 2016.
- [41] D. Ben-Avraham and S. Havlin. *Diffusion and Reactions in Fractals and Disordered systems*. Cambridge University Press, Cambridge, 2000.
- [42] S. Weber, J. Klafter, and A. Blumen. Random walks on Sierpinski gaskets of different dimensions. *Phys. Rev. E*, 82:051129, Nov 2010.
- [43] S. Alexander and R. Orbach. Density of states on fractals: fractons. *J. Phys. Lett.*, 43:625, 1982.
- [44] G. Forte, R. Burioni, F. Cecconi, and A. Vulpiani. Anomalous diffusion and response in branched systems: a simple analysis. *J Phys.: Condens. Matter*, 25(46):465106, 2013.
- [45] A. V. Plyukhin and D. Plyukhin. Random walks on uniform and non-uniform combs and brushes. *J. Stat. Mech. Theory Exp.*, 2017(7):073204, 2017.
- [46] R. Metzler and J. Klafter. The Random Walk’s guide to anomalous diffusion: a fractional dynamics approach. *Phys. Rep.*, 339:1–77, 2000.
- [47] V. E. Arkhincheev. Random walks on the comb model and its generalizations. *ChaosMath. Model. Nat. Phenom.*, 17(4):043102, 2007.
- [48] V. E. Arkhincheev and E. M. Baskin. Anomalous diffusion and drift in a comb model of percolation clusters. *Sov. Phys. JETP*, 73(1):161–300, 1991.
- [49] V. E. Arkhincheev. Diffusion on random comb structure: effective medium approximation. *Physica A*, 307(1-2):131–141, 2002.
- [50] I. Podlubny. *Fractional Differential Equations: an Introduction to Fractional Derivatives, Fractional Differential Equations, to Methods of Their Solution and Some of Their Applications*. Elsevier, New York, 1998.
- [51] F. Mainardi, A. Mura, and G. Pagnini. The M-Wright function in time-fractional diffusion processes: a tutorial survey. *Int. J. Differ. Equations*, pages 1–29, 2010.
- [52] G. Pagnini. The M-Wright function as a generalization of the gaussian density for fractional diffusion processes. *Fract. Calc. Appl. Anal.*, 16(2):436–453, 2013.
- [53] A. M Mathai, R. K. Saxena, and H. J. Haubold. *The H-Function: Theory and Applications*. Springer Science & Business Media, New York, 2009.
- [54] W.R. Schneider. Stable distributions: Fox function representation and generalization. In *Stochastic Processes in Classical and Quantum Systems*. Springer, New York, pp.497–511, 1986.
- [55] G. Pagnini and P. Paradisi. A stochastic solution with Gaussian stationary increments of the symmetric space-time fractional diffusion equation. *Fract. Calc. Appl. Anal.*, 19(2):408–440, 2016.
- [56] J.-P. Bouchaud and A. Georges. Anomalous diffusion in disordered media: statistical mechanisms, models and physical applications. *Phys. Rep.*, 195:127–293, 1990.
- [57] S. N. Majumdar. Persistence of a particle in the Matheron de-Marsily velocity field. *Phys. Rev. E*, 68(5):050101R, 2003.
- [58] O. G. Bakunin. *Turbulence and Diffusion: Scaling versus Equations*. Springer Science & Business Media, New York, 2008.
- [59] O. G. Bakunin. *Chaotic Flows: Correlation Effects, Transport, and Structures*, volume Vol.10. Springer Series in Synergetics, New York, 2011.
- [60] A. Compte and M. O. Cáceres. Fractional dynamics in random velocity fields. *Phys. Rev. Lett.*, 81(15):3140, 1998.
- [61] J-P Bouchaud, A Georges, J Koplik, A Provata, and S Redner. Superdiffusion in random velocity fields. *Phys. Rev. Lett.*, 64(21):2503, 1990.
- [62] B. Gaveau and L. S. Schulman. Anomalous diffusion in a random velocity field. *J. Stat. Phys.*, 66(1):375–383, 1992.
- [63] B. Gaveau and A. Méritet. An anomalous diffusion in a long-range disordered lattice. *Lett. Math. Phys.*, 15(4):351–355, 1988.
- [64] R. M. Mazo. Taylor dispersion on a fractal. *Acta Phys. Pol. B*, 29:1539–1550, 1998.
- [65] S. Roy and D. Das. Motion of a random walker in a quenched power law correlated velocity field. *Phys. Rev. E*, 73(2):026106, 2006.
- [66] G Zumofen, J Klafter, and A Blumen. Enhanced diffusion in random velocity fields. *Phys. Rev. A*, 42(8):4601, 1990.
- [67] M. Dentz, T. Le Borgne, and J. Carrera. Effective transport in random shear flows. *Phys. Rev. E*, 77(2):020101(R), 2008.
- [68] G. I. Taylor. Dispersion of soluble matter in solvent flowing slowly through a tube. *Proc. R. Soc. Lond. Series A.*,

219(1137):186–203, 1953.

[69] M. Abramowitz, I. A. Stegun, and R. H. Romer. *Handbook of Mathematical Functions with Formulas, Graphs, and Mathematical Tables*. Dover, New York, 1988.

$$I = \frac{L}{2\pi(\gamma-3)} \frac{U_0^2}{D_0^2} \left\{ \left[k^{\gamma-3} (1 - e^{-D_0 k^2 t}) \right]_{\lambda}^{\Lambda} - 2D_0 t \int_{\lambda}^{\Lambda} dk k^{\gamma-3} e^{-D_0 k^2 t} \right\} \quad (\text{A2})$$

Then we apply the change of variable $y = D_0 k^2 t$ in the remaining integral, achieving the final expression

Appendix A: Analytical derivation of the MSD

In this appendix, we derive Eq.(41) by solving the integral

$$I = \frac{L}{2\pi} \frac{U_0^2}{D_0^2} \int_{\lambda}^{\Lambda} dk k^{\gamma-4} (1 - e^{-D_0 k^2 t}) \quad (\text{A1})$$

appearing in Eq.(40). A first integration by parts yields

$$I = \frac{L}{2\pi(\gamma-3)} \frac{U_0^2}{D_0^2} \times \left\{ \Lambda^{\gamma-3} (1 - e^{-\Lambda^2 D_0 t}) - \lambda^{\gamma-3} (1 - e^{-\lambda^2 D_0 t}) - (D_0 t)^{\frac{3-\gamma}{2}} \left[\Gamma\left(\frac{\gamma-1}{2}, \lambda^2 D_0 t\right) - \Gamma\left(\frac{\gamma-1}{2}, \Lambda^2 D_0 t\right) \right] \right\}, \quad (\text{A3})$$

where Γ is the incomplete gamma function [69]. For intermediate times such that $\frac{1}{\Lambda^2 D_0} \ll t \ll \frac{1}{\lambda^2 D_0}$, we recall that $\Gamma(a, x) \sim x^{a-1} e^{-x}$ as $x \rightarrow \infty$ and $\Gamma(a, x) \sim \Gamma(a) - \frac{x^a e^{-x}}{a}$ for $x \rightarrow 0$ [69], hence the expression reported in Eq.(41) is recovered after straightforward algebraic manipulations.