

# Stabilized Single Current Inverse Source Formulations Based on Steklov-Poincaré Mappings

Paolo Ricci *Graduate Student Member, IEEE*, Ermanno Citraro *Graduate Student Member, IEEE*,  
Adrien Merlini *Member, IEEE*, and Francesco P. Andriulli *Senior Member, IEEE*

**Abstract**—The inverse source problem in electromagnetics has proved quite relevant for a large class of applications. In antenna diagnostics in particular, Love solutions are often sought at the cost of an increase of the dimension of the linear system to be solved. In this work, instead, we present a reduced-in-size single current formulation of the inverse source problem that obtains one of the Love currents via a stable discretization of the Steklov-Poincaré boundary operator leveraging dual functions. The new approach is enriched by theoretical treatments and by a further low-frequency stabilization of the Steklov-Poincaré operator based on the quasi-Helmholtz projectors that is the first of its kind in this field. The effectiveness and practical relevance of the new schemes are demonstrated via both theoretical and numerical results.

**Index Terms**—Inverse source problem, boundary element method, Steklov-Poincaré operator, Love currents, low-frequency breakdown.

## I. INTRODUCTION

THE inverse source problem in electromagnetics, i.e. the recovery of a configuration of sources radiating a given measured field, has been adopted in a variety of applications ranging from antenna diagnostics to near-to-far-field reconstructions [1]–[3]. These sources are often electric and/or magnetic current distributions residing on a conveniently placed equivalent surface that can be tailored to scatter the target field by virtue of the equivalence theorem. These currents have traditionally been found within a boundary element framework on apertures or on arbitrary equivalent surfaces (see for example [4], [5]). Among inverse source strategies, single current solutions, that reconstruct only one family among electric or magnetic currents, are appealing because of the reduced dimensions of the linear systems to be solved and because of their reduced (numerical) nullspace that is limited to the intrinsic ill-posedness of the problem associated to the non-radiating modes. These strategies, however, have been reported to require more care in the solution process if further physical constraints are not used to ensure a simple relationship between equivalent currents and fields [6], [7]. On the other hand, the operators involved in double current formulations exhibit an additional, large nullspace corresponding to the excess in discrete degrees of freedom; the solution

of the corresponding linear systems require pseudoinversions that have been efficiently performed via iterative solvers [8]–[10]. While the nullspace of the system can partially be handled in such a way, the numerical ill-conditioning of the matrix, inherited by the ill-posed nature of the inverse problem, remains to be addressed. To this end, truncated singular value decompositions (TSVD) or Tikhonov regularizations have been used to further regularize the problem [2], [11].

Another feature of interest among inverse source schemes is their capacity to find equivalent Love currents—that are directly related to the tangential fields—which is considered in literature particularly useful for antenna diagnostics [6], [11]. The Love currents can be obtained by adding further constraints to double current formulations [6], [12], [13] or by filtering any of the solution via Calderón projection [14]. Another interesting approach, leveraging Huygens radiators and valid for plane waves, has been proposed in [15] to reduce the size of the Love-constrained problem to that of a single current formulation, at the price of an approximation.

In this work we follow a different approach. While still targeting a single current formulation, we leveraged dual discretizations to avoid approximating the relationships linking electric and magnetic currents. The contribution of this paper is then twofold: we present a new single current formulation capable of obtaining Love currents by leveraging a stable discretization of the Steklov-Poincaré operator [16] without resorting to any approximations of the electromagnetic relations. This results in a single current formulation that delivers one of the Love currents. Moreover we present the first frequency stabilization of Steklov-Poincaré operators via quasi-Helmholtz projectors and we leverage on this new result to stabilize in frequency the new formulations. What we propose is then, to the best of our knowledge, the first low-frequency regularization of a full-wave inverse source scheme showing high level of accuracy and numerical stability till arbitrarily low-frequencies.

The paper is organized as follows: the main electromagnetic operators are introduced in Section II, the new formulations are presented in Section III, while Section IV presents the frequency stabilization of the Steklov-Poincaré operator and its application to the the new equations. Finally Section V illustrates the accuracy and stability of the new formulation through numerical test cases. Section VI presents conclusions. Very preliminary results from this work were presented in the conference contribution [17].

Paolo Ricci is with the Department of Electronics and Telecommunications, Politecnico di Torino, Turin, Italy.

Ermanno Citraro is with the Department of Electronics and Telecommunications, Politecnico di Torino, Turin, Italy.

Adrien Merlini is with the Microwave Department, IMT Atlantique, Brest, France.

Francesco P. Andriulli is with the Department of Electronics and Telecommunications, Politecnico di Torino, Turin, Italy.

## II. BACKGROUND AND NOTATION

Let  $\Gamma$  be a smooth manifold in  $\mathbb{R}^3$  delimiting the internal and external domains  $\Omega^-$  and  $\Omega^+$ . Consider a time-harmonic source in  $\Omega^-$  generating Maxwellian fields in  $\Omega^- \cup \overline{\Omega^+}$ . In light of the equivalence theorem, there exist equivalent current densities  $\mathbf{M}$  and  $\mathbf{J}$  on  $\Gamma$  which radiate in  $\Omega^+$  the same fields as the original source and radiate in  $\Omega^-$  possibly different electric and magnetic fields; these currents satisfy

$$\mathbf{M} = (\mathbf{E}^+ - \mathbf{E}'^-) \times \hat{\mathbf{n}}_r, \quad (1)$$

$$\mathbf{J} = \hat{\mathbf{n}}_r \times (\mathbf{H}^+ - \mathbf{H}'^-), \quad (2)$$

where  $\hat{\mathbf{n}}_r$  is the unit normal vector to  $\Gamma$  in  $r$  pointing towards  $\Omega^+$ ,  $\mathbf{E}^+$ ,  $\mathbf{H}^+$  are the original electric and magnetic field in  $\Omega^+$  and  $\mathbf{E}'^-$ ,  $\mathbf{H}'^-$  are the new fields in  $\Omega^-$ . The time-harmonic dependence is assumed and suppressed throughout the paper.

Solving the inverse source problem consists in finding a set of equivalent currents  $\mathbf{M}$ ,  $\mathbf{J}$  given the electric and/or magnetic fields' measurements on a smooth and simply connected manifold  $\Gamma_m \subset \Omega^+$ . The problem can be solved naturally by the boundary element method. In this framework, define the electric field integral equation (EFIE) operator on  $\Gamma$   $\mathcal{T}_r \mathbf{f} = ik \mathcal{T}_{s,r} \mathbf{f} + ik^{-1} \mathcal{T}_{h,r} \mathbf{f}$  with  $\mathcal{T}_{s,r} \mathbf{f} = \hat{\mathbf{n}}_r \times \int_{\Gamma} \frac{e^{ik|\mathbf{r}-\mathbf{r}'|}}{4\pi|\mathbf{r}-\mathbf{r}'|} \mathbf{f}(\mathbf{r}') d\mathbf{r}'$ ,  $\mathcal{T}_{h,r} \mathbf{f} = \hat{\mathbf{n}}_r \times \nabla \int_{\Gamma} \frac{e^{ik|\mathbf{r}-\mathbf{r}'|}}{4\pi|\mathbf{r}-\mathbf{r}'|} \nabla_s \cdot \mathbf{f}(\mathbf{r}') d\mathbf{r}'$  and the magnetic field integral equation (MFIE) operator  $\mathcal{K}_r \mathbf{f} = -\hat{\mathbf{n}}_r \times p.v. \int_{\Gamma} \nabla \times \frac{e^{ik|\mathbf{r}-\mathbf{r}'|}}{4\pi|\mathbf{r}-\mathbf{r}'|} \mathbf{f}(\mathbf{r}') d\mathbf{r}'$ ,  $k$  being the wavenumber,  $\mathbf{r} \in \overline{\Omega^+}$ . In the case  $\mathbf{r} \in \Gamma$   $\mathcal{T}_r$ ,  $\mathcal{K}_r$  are denoted by  $\mathcal{T}$ ,  $\mathcal{K}$  respectively. The radiation operator

$$\mathcal{R} = \begin{bmatrix} -\mathcal{K}_r & \mathcal{T}_r \\ -\mathcal{T}_r & -\mathcal{K}_r \end{bmatrix}, \quad (3)$$

is a linear map between equivalent sources on  $\Gamma$  and measured tangential fields on  $\Gamma_m$ , meaning that

$$\mathcal{R} \begin{bmatrix} -\mathbf{M} \\ \eta \mathbf{J} \end{bmatrix} = \begin{bmatrix} \hat{\mathbf{n}}_r \times \mathbf{E}^+ \\ \eta \hat{\mathbf{n}}_r \times \mathbf{H}^+ \end{bmatrix}, \quad (4)$$

with  $\eta = \sqrt{\mu/\epsilon}$  and  $\epsilon$ ,  $\mu$  being the permittivity and the permeability of the medium respectively. The inverse problem aims at finding unknown current distributions that satisfy (4), or part of it. Indeed, by selecting a single block of  $\mathcal{R}$ —either  $\mathcal{K}_r$  or  $\mathcal{T}_r$ —and solving for the corresponding reduced right hand side— $\mathbf{E}^+$  or  $\mathbf{H}^+$ —four different single current formulations can be obtained. Alternatively, three double current formulations can be derived by considering the full radiator or one of its rows only. The latter systems of continuous equations admit several solutions because multiple equivalent currents can radiate the same external field in  $\Omega^+$  and the physical meaning of the solution depends on the type of implicit or explicit additional constraints used to select a particular solution. The Love currents  $\mathbf{M}_L$ ,  $\mathbf{J}_L$  are one of these particular solutions that are obtained by imposing the fields radiated in  $\Omega^-$  to be identically  $\mathbf{0}$ . One way of enforcing this condition is to leverage the well-known Calderón projector

$$\mathcal{P}^- = \begin{bmatrix} \frac{\mathcal{I}}{2} + \mathcal{K} & -\mathcal{T} \\ \mathcal{T} & \frac{\mathcal{I}}{2} + \mathcal{K} \end{bmatrix}, \quad (5)$$

where  $\mathcal{I}$  is the identity operator, that can be added to the system of equations (4) [12] as

$$\begin{bmatrix} \mathcal{R} \\ \mathcal{P}^- \end{bmatrix} \cdot \begin{bmatrix} -\mathbf{M}_L \\ \eta \mathbf{J}_L \end{bmatrix} = [\hat{\mathbf{n}}_r \times \mathbf{E}^+, \hat{\mathbf{n}}_r \times \eta \mathbf{H}^+, \mathbf{0}, \mathbf{0}]^T. \quad (6)$$

This allows the nullspace of  $\mathcal{R}$  ( $\mathcal{N}(\mathcal{R})$ ), i.e. any solution of the internal problem, to be mapped into itself by  $\mathcal{P}^-$ :

$$\mathcal{P}^- \begin{bmatrix} -\mathbf{M}_L \\ \eta \mathbf{J}_L \end{bmatrix} = \begin{cases} \begin{bmatrix} -\mathbf{M}_L \\ \eta \mathbf{J}_L \end{bmatrix} & \text{if } \begin{bmatrix} -\mathbf{M}_L \\ \eta \mathbf{J}_L \end{bmatrix} \in \mathcal{N}(\mathcal{R}) \\ \mathbf{0} & \text{otherwise} \end{cases}. \quad (7)$$

## III. CONFORMING DISCRETIZATION OF A STEKLOV-POINCARÉ-BASED EQUATION

In this section we introduce a single source method which enforces the Love condition without increasing the matrix system size with regards to standard single source formulations. First, consider the Love condition expressed with the inner Calderón projector

$$\mathcal{P}^- \begin{bmatrix} -\mathbf{M}_L \\ \eta \mathbf{J}_L \end{bmatrix} = \mathbf{0}. \quad (8)$$

Clearly, for  $k$  different from resonant wavenumbers of  $\Gamma$ , (8) defines a relation between the two Love currents

$$\eta \mathbf{J}_L = - \left( \frac{\mathcal{I}}{2} + \mathcal{K} \right)^{-1} \mathcal{T} (-\mathbf{M}_L) \quad (9)$$

where  $\left( \frac{\mathcal{I}}{2} + \mathcal{K} \right)^{-1} \mathcal{T}$  is the Steklov-Poincaré operator [16]. By replacing (9) in the first row equation of (4), we obtain the equation

$$\left( -\mathcal{K}_r - \mathcal{T}_r \left( \frac{\mathcal{I}}{2} + \mathcal{K} \right)^{-1} \mathcal{T} \right) (-\mathbf{M}_L) = \hat{\mathbf{n}}_r \times \mathbf{E}^+, \quad (10)$$

which is a single source equation that naturally yields the magnetic Love current  $\mathbf{M}_L$ . If instead of this current, the electric Love current  $\mathbf{J}_L$  is desired as the first outcome of the procedure, a similar strategy can be applied obtaining

$$\left( \mathcal{T}_r + \mathcal{K}_r \mathcal{T}^{-1} \left( \frac{\mathcal{I}}{2} + \mathcal{K} \right) \right) (\eta \mathbf{J}_L) = \hat{\mathbf{n}}_r \times \mathbf{E}^+. \quad (11)$$

To numerically solve (10) and (11), the discretization scheme will require particular attention. Starting with (10), the magnetic current is expanded as  $\mathbf{M}_L(\mathbf{r}) \approx \sum_{i=1}^{N_e} m_i \mathbf{f}_i(\mathbf{r})$  where  $\{\mathbf{f}_i\}$  are Rao-Wilton-Glisson (RWG) basis functions (defined here without edge normalization) and  $N_e$  is the number of mesh edges. The electric operator  $\mathcal{T}$  is then tested with rotated RWG functions [18] which yields the matrix  $\mathbf{T} = ik \mathbf{T}_s + ik^{-1} \mathbf{T}_h$ , where  $[\mathbf{T}_s]_{ij} = \langle \hat{\mathbf{n}}_r \times \mathbf{f}_i, \mathcal{T}_s \mathbf{f}_j \rangle_{\Gamma}$ ,  $[\mathbf{T}_h]_{ij} = \langle \hat{\mathbf{n}}_r \times \mathbf{f}_i, \mathcal{T}_h \mathbf{f}_j \rangle_{\Gamma}$ , and  $\langle \mathbf{a}, \mathbf{b} \rangle_{\Gamma} = \int_{\Gamma} \mathbf{a}(\mathbf{r}) \cdot \mathbf{b}(\mathbf{r}) d\mathbf{r}$ . As a consequence, the magnetic operator must be tested with rotated-RWGs, and to allow for a non-singular discretization of the identity, the source functions used for its discretization must be dual elements [19]—we will use in the following the Buffa-Christiansen (BC) basis functions, a definition of which can be found in [19], [20]. We define the Gram matrix  $[\mathbf{G}]_{ij} = \langle \hat{\mathbf{n}}_r \times \mathbf{f}_i, \mathbf{g}_j \rangle_{\Gamma}$ , where  $\{\mathbf{g}_j(\mathbf{r})\}$  denote the BC functions and propose as matrix discretization for the  $\mathcal{K}$

$$\begin{aligned}
 \mathbb{P}_k^{-1} \left( (\mathbb{G}/2 + \mathbb{K})^{-1} \mathbf{T} \right) \mathbf{P}_k &= \left( \sqrt{k} \mathbb{P}^{\Sigma H} + \frac{1}{i\sqrt{k}} \mathbb{P}^\Lambda \right) \left( (\mathbb{G}/2 + \mathbb{K})^{-1} \left( ik\mathbf{T}_s + \frac{i}{k} \mathbf{T}_h \right) \right) \left( \frac{1}{\sqrt{k}} \mathbb{P}^{\Lambda H} + i\sqrt{k} \mathbb{P}^\Sigma \right) \\
 &= \mathbb{P}^{\Sigma H} (\mathbb{G}/2 + \mathbb{K})^{-1} (ik\mathbf{T}_s) \mathbf{P}^{\Lambda H} + ik \mathbb{P}^{\Sigma H} (\mathbb{G}/2 + \mathbb{K})^{-1} (ik\mathbf{T}_s + ik^{-1}\mathbf{T}_h) \mathbf{P}^\Sigma + \\
 &+ (ik)^{-1} \mathbb{P}^\Lambda (\mathbb{G}/2 + \mathbb{K})^{-1} (ik\mathbf{T}_s) \mathbf{P}^{\Lambda H} + \mathbb{P}^\Lambda (\mathbb{G}/2 + \mathbb{K})^{-1} (ik\mathbf{T}_s) \mathbf{P}^\Sigma + \mathcal{O}(k) \quad (14) \\
 &= -\mathbb{P}^{\Sigma H} (\mathbb{G}/2 + \mathbb{K})^{-1} \mathbf{T}_h \mathbf{P}^\Sigma + \mathbb{P}^\Lambda (\mathbb{G}/2 + \mathbb{K})^{-1} \mathbf{T}_s \mathbf{P}^{\Lambda H} + \mathcal{O}(k)
 \end{aligned}$$

$$\begin{aligned}
 (\mathbb{P}_k^{-1} (\mathbb{T}^{-1} (-\mathbb{G}^T/2 + \mathbf{K})) \mathbf{P}_k)^{-1} &= \left( \sqrt{k} \mathbf{P}^{\Lambda H} + \frac{1}{i\sqrt{k}} \mathbf{P}^\Sigma \right) \left( (-\mathbb{G}^T/2 + \mathbf{K})^{-1} \left( ik\mathbf{T}_s + \frac{i}{k} \mathbf{T}_h \right) \right) \left( \frac{1}{\sqrt{k}} \mathbb{P}^{\Sigma H} + i\sqrt{k} \mathbb{P}^\Lambda \right) \\
 &= \mathbf{P}^{\Lambda H} (-\mathbb{G}^T/2 + \mathbf{K})^{-1} (ik\mathbf{T}_s) \mathbb{P}^{\Sigma H} + ik \mathbf{P}^{\Lambda H} (-\mathbb{G}^T/2 + \mathbf{K})^{-1} (ik\mathbf{T}_s + ik^{-1}\mathbf{T}_h) \mathbb{P}^\Lambda \\
 &+ (ik)^{-1} \mathbf{P}^\Sigma (\mathbf{K} - \mathbb{G}^T/2)^{-1} (ik\mathbf{T}_s) \mathbb{P}^{\Sigma H} + \mathbf{P}^\Sigma (\mathbf{K} - \mathbb{G}^T/2)^{-1} (ik\mathbf{T}_s) \mathbb{P}^\Lambda + \mathcal{O}(k) \quad (15) \\
 &= -\mathbf{P}^{\Lambda H} (-\mathbb{G}^T/2 + \mathbf{K})^{-1} \mathbf{T}_h \mathbb{P}^\Lambda + \mathbf{P}^\Sigma (-\mathbb{G}^T/2 + \mathbf{K})^{-1} \mathbf{T}_s \mathbb{P}^{\Sigma H} + \mathcal{O}(k)
 \end{aligned}$$

operator  $[\mathbb{K}]_{ij} = \langle \hat{\mathbf{n}}_{\mathbf{r}} \times \mathbf{f}_i, \mathcal{K} \mathbf{g}_j \rangle_{\Gamma}$ . Finally, as a consequence if this choice, the source functions of  $\mathcal{T}_{\mathbf{r}}$  must be BC functions and a possible choice for the testing functions are rotated-BC basis functions living on  $\Gamma_m$ . Thus, we define  $\mathbb{T}_m = ik\mathbf{T}_{s,m} + ik^{-1}\mathbf{T}_{h,m}$  where  $[\mathbb{T}_{s,m}]_{ij} = \langle \hat{\mathbf{n}}_{\mathbf{r}} \times \mathbf{g}_i, \mathcal{T}_{s,r} \mathbf{g}_j \rangle_{\Gamma_m}$  and  $[\mathbb{T}_{h,m}]_{ij} = \langle \hat{\mathbf{n}}_{\mathbf{r}} \times \mathbf{g}_i, \mathcal{T}_{h,r} \mathbf{g}_j \rangle_{\Gamma_m}$ . From the above choices the discretization of the leftmost  $\mathcal{K}_{\mathbf{r}}$  is entirely determined as  $[\mathbb{K}_m]_{ij} = \langle \hat{\mathbf{n}}_{\mathbf{r}} \times \mathbf{g}_i, \mathcal{K}_{\mathbf{r}} \mathbf{f}_j \rangle_{\Gamma_m}$ . By combining the previous discretization schemes we obtain the discretized equation

$$\left( -\mathbf{K}_m - \mathbb{T}_m (\mathbb{G}/2 + \mathbb{K})^{-1} \mathbf{T} \right) (-\mathbf{m}) = \mathbf{e}_m. \quad (12)$$

where  $[\mathbf{e}_m]_i = \langle \hat{\mathbf{n}}_{\mathbf{r}} \times \mathbf{g}_i, \hat{\mathbf{n}}_{\mathbf{r}} \times \mathbf{E}^+ \rangle_{\Gamma_m}$  and  $\mathbf{m}$  is the vector of coefficients  $m_i$ . For (11), a similar reasoning leads to

$$\left( \mathbf{T}_m + \mathbb{K}_m \mathbb{T}^{-1} (-\mathbb{G}^T/2 + \mathbf{K}) \right) (\eta \mathbf{j}) = \mathbf{e}_m, \quad (13)$$

with  $\mathbf{T}_m = ik\mathbf{T}_{s,m} + ik^{-1}\mathbf{T}_{h,m}$ ,  $[\mathbf{T}_{s,m}]_{ij} = \langle \hat{\mathbf{n}}_{\mathbf{r}} \times \mathbf{f}_i, \mathcal{T}_{s,r} \mathbf{f}_j \rangle_{\Gamma_m}$ ,  $[\mathbf{T}_{h,m}]_{ij} = \langle \hat{\mathbf{n}}_{\mathbf{r}} \times \mathbf{f}_i, \mathcal{T}_{h,r} \mathbf{f}_j \rangle_{\Gamma_m}$ ,  $[\mathbb{K}_m]_{ij} = \langle \hat{\mathbf{n}}_{\mathbf{r}} \times \mathbf{f}_i, \mathcal{K}_{\mathbf{r}} \mathbf{g}_j \rangle_{\Gamma_m}$ ,  $\mathbb{T} = ik\mathbf{T}_s + ik^{-1}\mathbf{T}_h$ ,  $[\mathbb{T}_s]_{ij} = \langle \hat{\mathbf{n}}_{\mathbf{r}} \times \mathbf{g}_i, \mathcal{T}_s \mathbf{g}_j \rangle_{\Gamma}$ ,  $[\mathbb{T}_h]_{ij} = \langle \hat{\mathbf{n}}_{\mathbf{r}} \times \mathbf{g}_i, \mathcal{T}_h \mathbf{g}_j \rangle_{\Gamma}$ ,  $[\mathbb{K}]_{ij} = \langle \hat{\mathbf{n}}_{\mathbf{r}} \times \mathbf{g}_i, \mathcal{K}_{\mathbf{r}} \mathbf{f}_j \rangle_{\Gamma}$  and  $\mathbf{j}$  is the vector of coefficients  $j_i$  of the electric current expansion  $\mathbf{J}_L(\mathbf{r}) \approx \sum_{i=1}^{N_e} j_i \mathbf{f}_i(\mathbf{r})$ .

The reader should note that it is not necessary to solve both (12) and (13) to obtain both currents: once one of the two currents has been obtained (discretized with RWGs), the discretization of the other as a linear combination of BCs can be obtained after back substitution in (9). Moreover only one current is required to compute the field in the outside region by using (10) or (11), respectively, following the discretization strategies delineated above with the sole difference that the last operators must be evaluated in the point of interest, and not tested with primal or dual functions.

#### IV. QUASI-HELMHOLTZ STABILIZATION

The linear system in (13) inherits the well-known low-frequency breakdown of the EFIE operator, that causes, among other things, the conditioning of the system to grow unbounded as the frequency decreases [21], [22], at the same time the linear system in (12) will behave, frequency-wise, like an MFIE operator requiring low-frequency stabilization [23]. Note that some of the standard inverse source formulations in

literature may also suffer from similar low-frequency problems and may benefit from what we will propose below. In this contribution however, for the sake of brevity, we will limit the analysis to the low-frequency stabilization of our new formulations only. Define  $\mathbf{P}_k = \mathbf{P}^{\Lambda H} k^{-1/2} + i\mathbf{P}^{\Sigma} k^{1/2}$ ,  $\mathbb{P}_k = \mathbb{P}^{\Sigma H} k^{-1/2} + i\mathbb{P}^{\Lambda} k^{1/2}$ , where  $\mathbf{P}^\Sigma = \mathbf{\Sigma}(\mathbf{\Sigma}^T \mathbf{\Sigma})^+ \mathbf{\Sigma}^T$ ,  $\mathbf{P}^{\Lambda H} = \mathbf{I} - \mathbf{P}^\Sigma$ ,  $\mathbb{P}^\Lambda = \mathbf{\Lambda}(\mathbf{\Lambda}^T \mathbf{\Lambda})^+ \mathbf{\Lambda}^T$ ,  $\mathbb{P}^{\Sigma H} = \mathbf{I} - \mathbb{P}^\Lambda$  are the quasi-Helmholtz projectors defined respectively in the RWG space and in the dual BC space,  $\mathbf{I}$  is the identity matrix, and where  $\mathbf{\Sigma}$ ,  $\mathbf{\Lambda}$ , are the star-to-RWG and loop-to-RWG transformation matrices, the definitions of which can be found in [22]. We indicate with  $+$  the Moore-Penrose (MP) pseudoinverse operation. We propose the following regularization schemes for (12) and (13), respectively

$$\mathbb{P}_k \left( -\mathbf{K}_m - \mathbb{T}_m (\mathbb{G}/2 + \mathbb{K})^{-1} \mathbf{T} \right) \mathbf{P}_k \mathbf{x} = \mathbb{P}_k \mathbf{e}_m, \quad (16)$$

$$\mathbf{P}_k \left( \mathbf{T}_m + \mathbb{K}_m \mathbb{T}^{-1} (-\mathbb{G}^T/2 + \mathbf{K}) \right) \mathbf{P}_k \mathbf{y} = \mathbf{P}_k \mathbf{e}_m \quad (17)$$

where  $-\mathbf{m} = \mathbf{P}_k \mathbf{x}$  and  $\eta \mathbf{j} = \mathbf{P}_k \mathbf{y}$ . The frequency stability of the above equations will now be shown in two steps. First we will show that quasi-Helmholtz projectors can successfully regularize the Steklov-Poincaré operators in both discretizations presented here. This is proven in (14) and (15) where, in addition to standard cancellation properties of projectors on solenoidal spaces [24], we used: in (15) the result  $\|\mathbf{P}^\Sigma (-\mathbb{G}^T/2 + \mathbf{K})^{-1} \mathbb{P}^\Lambda\| = \mathcal{O}(k^2)$  which follows from  $\|\mathbb{P}^\Sigma (-\mathbb{G}^T/2 + \mathbf{K}) \mathbb{P}^\Lambda\| = \mathcal{O}(k^2)$  (proven in Section IV.B.1 of [24]) after following a similar procedure as the one in Appendix B of [24]; in (14) the result  $\|\mathbb{P}^\Lambda (\mathbb{G}/2 + \mathbb{K})^{-1} \mathbf{P}^\Sigma\| = \mathcal{O}(k^2)$  which can be proven in a similar and dual way. Finally, the frequency regularity of (16) follows by noticing that  $\mathbb{P}_k \mathbf{K}_m \mathbf{P}_k$  is frequency stable [23] and that  $\mathbb{P}_k \mathbb{T}_m (\mathbb{G}/2 + \mathbb{K})^{-1} \mathbf{T} \mathbf{P}_k = (\mathbb{P}_k \mathbb{T}_m \mathbb{P}_k) \left( \mathbb{P}_k^{-1} (\mathbb{G}/2 + \mathbb{K})^{-1} \mathbf{T} \mathbf{P}_k \right)$  which, following the above developments and the regularity of  $\mathbb{P}_k \mathbb{T}_m \mathbb{P}_k$ , is the product of two frequency regular operators and thus is frequency regular. Dually the stability and well-conditioning of (17) is proved with  $\mathbf{P}_k \mathbb{K}_m \mathbb{T}^{-1} (-\mathbb{G}^T/2 + \mathbf{K}) \mathbf{P}_k = (\mathbf{P}_k \mathbb{K}_m \mathbf{P}_k) \left( \mathbb{P}_k^{-1} \mathbb{T}^{-1} (-\mathbb{G}^T/2 + \mathbf{K}) \mathbf{P}_k \right)$  and the frequency regularity of  $\mathbf{P}_k \mathbb{K}_m \mathbb{P}_k$  (on simply-connected geometries),  $\mathbb{P}_k^{-1} \mathbb{T}^{-1} (-\mathbb{G}^T/2 + \mathbf{K}) \mathbf{P}_k$ , and  $\mathbf{P}_k \mathbf{T}_m \mathbf{P}_k$ .

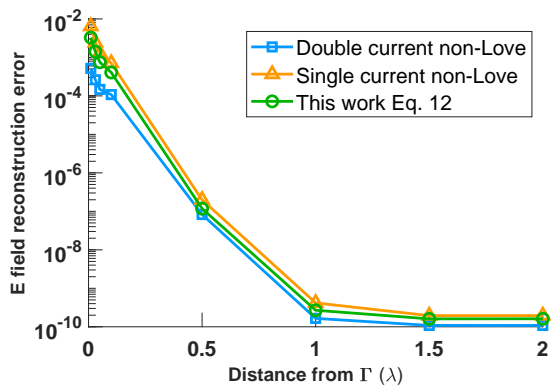


Fig. 1. Relative error (spectral norm) of the reconstruction of the electric field for a frequency  $f = 5$  GHz with a spherical reconstruction surface  $\Gamma$  of radius  $0.04$  m and measurements obtained on a spherical surface of same center as  $\Gamma$  and situated  $1\lambda$  away from  $\Gamma$ .

## V. NUMERICAL RESULTS AND DISCUSSION

In the first set of tests we will focus on validating the Steklov-Poincaré approach mapping electric fields to electric fields (12), a most relevant setting for real case scenarios. To test the performance of this formulation, the electric field of an ideal Hertzian dipole at frequency  $f = 5$  GHz is sampled on a spherical surface  $1\lambda$  away from a spherical equivalent surface  $\Gamma$  of radius  $0.67\lambda$  with  $\lambda = 2\pi/k$ . Our work is compared to the ordinary double current (MP pseudoinversion of the first row of (4)) and non-Love single current (MP pseudoinversion of the upper left block of (4)) formulations. The right hand side is the tangential electric field for all formulations. The reconstruction errors in  $\Omega^+$  are reported in Fig. 1 and show comparable performance for all single and double source formulations. To verify the Love condition for our formulation, the tangential component of the electric field is compared with the obtained magnetic currents. The comparison is made on the mesh of  $\Gamma$  scanned with  $15^\circ \leq \theta \leq 165^\circ$  and fixed azimuth angle  $\varphi$ . Results are shown in Fig. 2 and confirm that for non-Love formulations  $\mathbf{M} \neq -\hat{\mathbf{n}}_r \times \mathbf{E}^+$ . Instead our formulations correctly provides Love currents for which  $\mathbf{M}_L = -\hat{\mathbf{n}}_r \times \mathbf{E}^+$ . As a consequence the internal electric fields radiated by the Love solutions of our formulation is expected to be zero inside the equivalent surface (within the discretization error). This is verified in Fig. 3 where the magnitude of the electric field is displayed on the plane  $z = 0$  for different formulations. Clearly our formulations provides fields that are orders of magnitude lower than the others inside the equivalent surface  $\Gamma$ . To evaluate the low-frequency behavior of (16) and (17), we have computed their condition number for different frequencies and compared it with other non-preconditioned formulations (Fig. 4). In particular, we have computed the conditioning of each matrix by keeping only the first 800 singular values of each matrix, this because the overall system is ill-posed and requires pseudoinversion. As expected, our equations are the only single current Love formulations that show a stable behavior with frequency.

## VI. CONCLUSION

We have presented a new single current approach that

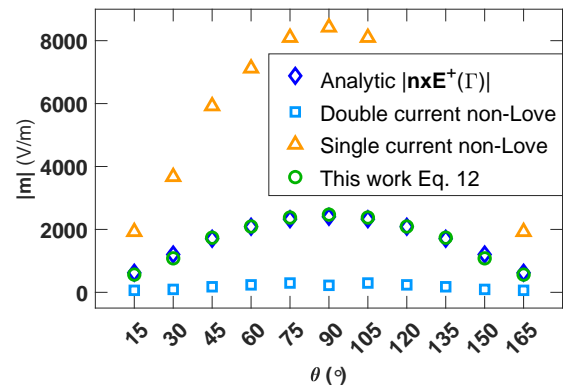


Fig. 2. Modulus of the magnetic current on  $\Gamma(r)$ .

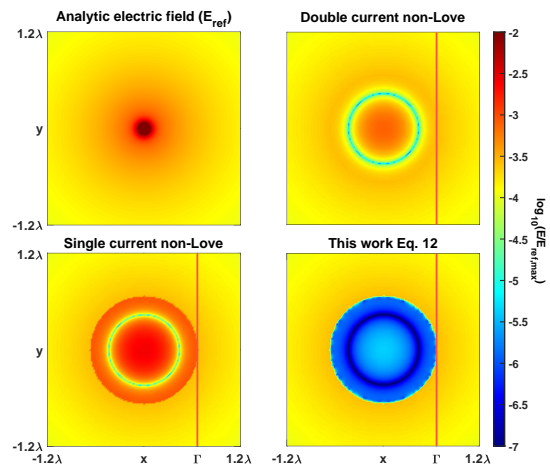


Fig. 3. Modulus of the electric field in a  $xy$  planar section of  $\mathbb{R}^3$ : fields are normalized on the maximum value of the reference field.

naturally yields Love solutions of the inverse source problem and we have shown that the Love condition is satisfied up to numerical discretization errors and that the tangential components of the fields on the surface are correctly reconstructed. The technique is enriched by the first frequency stabilizations of the Steklov-Poincaré operator via quasi-Helmholtz projectors then used to stabilize the new formulation till arbitrary low frequency. This was then confirmed both by theoretical treatments and by numerical results.

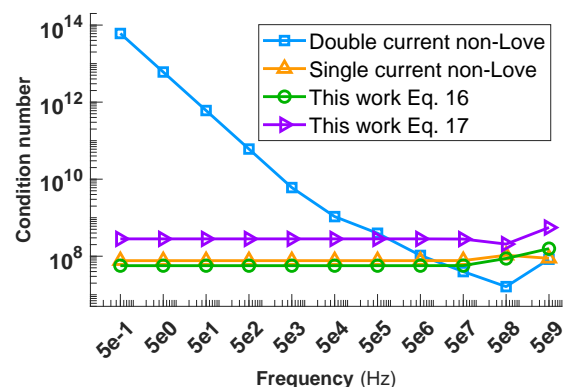


Fig. 4. Matrix conditioning in function of the frequency.

## ACKNOWLEDGMENT

This work was supported in part by the European Research Council (ERC) under the European Union's Horizon 2020 research and innovation programme (grant agreement No 724846, project 321), by the European Union's Horizon 2020 research and innovation programme under the Marie Skłodowska-Curie grant agreement No 955476 (ITN-EID project COMPETE), by the Italian Ministry of University and Research within the Program PRIN2017, EMVISIONING, Grantno. 2017HZJXSZ, CUP:E64I190025300, and by the Italian Ministry of University and Research within the Program FARE, CELER, Grantno. R187PMFXA4.

## REFERENCES

- [1] Y. A. Lopéz, F. L.-H. Andrés, M. R. Pino, and T. K. Sarkar, "An improved super-resolution source reconstruction method," *IEEE Transactions on Instrumentation and Measurement*, vol. 58, no. 11, pp. 3855–3866, 2009.
- [2] E. Jørgensen, P. Meincke, and C. Cappellin, "Advanced processing of measured fields using field reconstruction techniques," in *Proceedings of the 5th European Conference on Antennas and Propagation (EuCAP)*. IEEE, 2011, pp. 3880–3884.
- [3] L. Foged, L. Scialacqua, F. Saccardi, J. A. Quijano, G. Vecchi, and M. Sabbadini, "Practical application of the equivalent source method as an antenna diagnostics tool [amta corner]," *IEEE Antennas and Propagation Magazine*, vol. 54, no. 5, pp. 243–249, 2012.
- [4] P. Petre and T. Sarkar, "Planar near-field to far-field transformation using an equivalent magnetic current approach," *IEEE Transactions on Antennas and Propagation*, vol. 40, no. 11, pp. 1348–1356, 1992.
- [5] T. K. Sarkar and A. Taaghoul, "Near-field to near/far-field transformation for arbitrary near-field geometry utilizing an equivalent electric current and mom," *IEEE Transactions on Antennas and Propagation*, vol. 47, no. 3, pp. 566–573, 1999.
- [6] J. L. A. Quijano and G. Vecchi, "Field and source equivalence in source reconstruction on 3d surfaces," *Progress In Electromagnetics Research*, vol. 103, pp. 67–100, 2010.
- [7] J. Kornprobst, R. A. M. Mauer Mayer, O. Neitz, J. Knapp, and T. F. Eibert, "On the solution of inverse equivalent surface-source problems," *Progress In Electromagnetics Research*, vol. 165, pp. 47–65, 2019.
- [8] Y. Álvarez, F. Las-Heras, and M. R. Pino, "Reconstruction of equivalent currents distribution over arbitrary three-dimensional surfaces based on integral equation algorithms," *IEEE Transactions on Antennas and Propagation*, vol. 55, no. 12, pp. 3460–3468, 2007.
- [9] T. F. Eibert and C. H. Schmidt, "Multilevel fast multipole accelerated inverse equivalent current method employing rao-wilton-glisson discretization of electric and magnetic surface currents," *IEEE Transactions on Antennas and Propagation*, vol. 57, no. 4, pp. 1178–1185, 2009.
- [10] T. F. Eibert, E. K. Ismatullah, C. H. Schmidt *et al.*, "Inverse equivalent surface current method with hierarchical higher order basis functions, full probe correction and multilevel fast multipole acceleration," *Progress In Electromagnetics Research*, vol. 106, pp. 377–394, 2010.
- [11] E. Jørgensen, P. Meincke, C. Cappellin, and M. Sabbadini, "Improved source reconstruction technique for antenna diagnostics," in *Proc. 32nd ESA Antenna Workshop*, 2010, pp. 1–7.
- [12] J. Kornprobst, J. Knapp, R. A. M. Mauer Mayer, O. Neitz, A. Paulus, and T. F. Eibert, "Accuracy and Conditioning of Surface-Source Based Near-Field to Far-Field Transformations," *IEEE Transactions on Antennas and Propagation*, vol. 69, no. 8, pp. 4894–4908, Aug. 2021.
- [13] M. Phaneuf, "On the formulation and implementation of the Love's constraint for the source reconstruction method," *IEEE Transactions on Antennas and Propagation (Early Access)*, pp. 1–1, 2021.
- [14] J. Kornprobst, R. A. Mauer Mayer, E. Kılıç, and T. F. Eibert, "An inverse equivalent surface current solver with zero-field enforcement by left-hand side calderón projection," in *2019 13th European Conference on Antennas and Propagation (EuCAP)*. IEEE, 2019, pp. 1–3.
- [15] T. F. Eibert, D. Vojvodić, and T. B. Hansen, "Fast inverse equivalent source solutions with directive sources," *IEEE Transactions on Antennas and Propagation*, vol. 64, no. 11, pp. 4713–4724, 2016.
- [16] A. de La Bourdonnaye, "Some formulations coupling finite element and integral equation methods for helmholtz equation and electromagnetism," *Numerische Mathematik*, vol. 69, no. 3, pp. 257–268, 1995.
- [17] P. Ricci, A. Merlini, and F. P. Andriulli, "On a frequency-stabilized single current inverse source formulation," *2022 IEEE International Symposium on Antennas and Propagation and USNC-URSI Radio Science Meeting (APS/URSI)*, 2022.
- [18] K. Cools, F. Andriulli, D. De Zutter, and E. Michielssen, "Accurate and conforming mixed discretization of the mfi," *IEEE antennas and wireless propagation letters*, vol. 10, pp. 528–531, 2011.
- [19] F. P. Andriulli, K. Cools, H. Bagci, F. Olyslager, A. Buffa, S. Christiansen, and E. Michielssen, "A multiplicative calderon preconditioner for the electric field integral equation," *IEEE Transactions on Antennas and Propagation*, vol. 56, no. 8, pp. 2398–2412, 2008.
- [20] A. Buffa and S. Christiansen, "A dual finite element complex on the barycentric refinement," *Mathematics of Computation*, vol. 76, no. 260, pp. 1743–1769, 2007.
- [21] T. Eibert, "Iterative-solver convergence for loop-star and loop-tree decompositions in method-of-moments solutions of the electric-field integral equation," *IEEE Antennas and Propagation Magazine*, vol. 46, no. 3, pp. 80–85, 2004.
- [22] F. P. Andriulli, K. Cools, I. Bogaert, and E. Michielssen, "On a well-conditioned electric field integral operator for multiply connected geometries," *IEEE transactions on antennas and propagation*, vol. 61, no. 4, pp. 2077–2087, 2013.
- [23] A. Merlini, Y. Beghein, K. Cools, E. Michielssen, and F. P. Andriulli, "Magnetic and combined field integral equations based on the quasi-helmholtz projectors," *IEEE Transactions on Antennas and Propagation*, vol. 68, no. 5, pp. 3834–3846, 2020.
- [24] S. B. Adrian, A. Dely, D. Consoli, A. Merlini, and F. P. Andriulli, "Electromagnetic integral equations: Insights in conditioning and preconditioning," *IEEE Open Journal of Antennas and Propagation*, 2021.