

Spin excitations in the quantum dipolar magnet $\text{Yb}(\text{BaBO}_3)_3$

C. Y. Jiang,¹ Y. X. Yang,¹ Y. X. Gao,² Z. T. Wan,² Z. H. Zhu,¹ T. Shiroka,^{3,4} C. S. Chen,¹
Q. Wu,¹ X. Li,^{1,5} J. C. Jiao,¹ K. W. Chen,¹ Y. Bao,^{6,7} Z. M. Tian,² and L. Shu^{1,8,9,*}

¹State Key Laboratory of Surface Physics, Department of Physics, Fudan University, Shanghai 200438, China

²School of Physics and Wuhan National High Magnetic Field Center,

Huazhong University of Science and Technology, Wuhan 430074, People's Republic of China

³Laboratory for Muon-Spin Spectroscopy, Paul Scherrer Institute, CH-5232 Villigen PSI, Switzerland

⁴Laboratorium für Festkörperphysik, ETH Zürich, CH-8093 Zürich, Switzerland

⁵Key Laboratory of Neutron Physics and Institute of Nuclear Physics and Chemistry,
China Academy of Engineering Physics (CAEP), Mianyang 621999, China

⁶Institute of High Energy Physics, Chinese Academy of Sciences, Beijing 100049, China

⁷Spallation Neutron Source Science Center, Dongguan 523803, China

⁸Collaborative Innovation Center of Advanced Microstructures, Nanjing 210093, China

⁹Shanghai Research Center for Quantum Sciences, Shanghai 201315, China

(Dated: July 5, 2022)

We report results of magnetization, specific-heat and muon-spin relaxation measurements on single crystals of disorder-free Yb^{3+} triangular lattice $\text{Yb}(\text{BaBO}_3)_3$. The magnetization experiments show anisotropic magnetic properties with Curie-Weiss temperatures $\theta_{\perp} = -1.40$ K ($H \perp c$) and $\theta_{\parallel} = -1.16$ K ($H \parallel c$) determined from low temperature data. The absence of both long-range antiferromagnetic order and spin freezing is confirmed down to 0.27 K at zero field. A two-level Schottky anomaly due to the opening of the ground-state Kramers doublet is observed from the low-temperature specific-heat measurements when the applied magnetic fields $\mu_0 H > 0.7$ T. At zero field, the increase of both C_{mag}/T and the muon spin relaxation rate λ below 1 K is due to the electronic spin excitations, which often exist in quantum magnets where dipole-dipole interaction creates an anisotropy of magnetic properties. The spin excitation is also supported by the unusual maximum of field dependence of λ due to the field-induced increase of the density of excitations. We argue that dipolar interaction is dominant and induces the spin dynamics in the quantum magnet $\text{Yb}(\text{BaBO}_3)_3$.

I. INTRODUCTION

There has been growing interest in quantum magnets which exhibit various exotic phenomena relevant to quantum effects in recent years^{1,2}. Quantum spin liquid (QSL) is such a novel state in which spins are highly entangled and fluctuate strongly even at zero temperature³⁻⁶. The QSL state requires the paradigm of Landau's symmetry breaking theory. Instead of order parameters, fractional excitations and the emergent gauge structure are proposed to characterize a QSL state. The search for QSL materials remains an important topic in modern condensed matter physics because of the exotic features above and the relevance to high temperature superconductivity, as well as the potential application in quantum computing^{7,8}. Geometrically frustrated magnetic systems with antiferromagnetically coupled spins are supposed to host the QSL state^{9,10}. Numerous two-dimensional QSL candidates with a frustrated geometry have been reported¹¹⁻¹⁴. Among them, Yb-based triangular lattice systems have attracted a lot of interest¹⁵⁻¹⁸.

Triangular lattices of Yb^{3+} ions with antiferromagnetic interaction show abundant magnetic and quantum features due to the strong quantum fluctuations, providing a promising way to realize QSL candidates^{17,19-25}. The antiferromagnet YbMgGaO_4 with triangular lattice has attracted significant attention due to the possibility of being a gapless U(1) QSL, which is evidenced by many

experimental results, including the diffusive spin excitation observed in neutron scattering spectra²⁶, power-law temperature dependence of the specific heat¹⁵, persistent spin dynamics at very low temperatures²⁷. However, the ground state of YbMgGaO_4 is still controversial due to the unavoidable Mg/Ga disorder, which can lead to a spin-liquid like behavior²⁸. Itamar *et al* proposed that the formation of local singlets can be promoted by magnetic fluctuation under the effect of quenched disorder. The physical properties of YbMgGaO_4 at low temperatures are well described by this random-singlet scenario²⁹. To ascertain whether disorder leads to spin-liquid like behavior or QSL survives disorder in YbMgGaO_4 , Yb triangular lattices without site-mixing disorder are in urgent need.

Yb-based triangular lattice single crystals of $\text{Yb}(\text{BaBO}_3)_3$ have been synthesized recently. It was identified as a disorder-free triangular lattice^{30,31}. Nuclear magnetic resonance (NMR) study and thermodynamic study on $\text{Yb}(\text{BaBO}_3)_3$ have been performed to figure out its ground state and explore its suitability as a QSL candidate^{31,32}. Gapless spin excitations consistent with U(1) QSL ground state with spinon fermion surface were observed³². However, specific-heat measurements and theoretical calculations suggest that $\text{Yb}(\text{BaBO}_3)_3$ may realize a quantum dipole lattice, where the exchange interactions are negligible³¹. It is worth noting that an energy gap with a gap size proportional to the field intensity was observed both in the NMR and

thermodynamic studies. However, the energy gap is believed to be related to the crystal electrical field (CEF)³¹, whereas the NMR study attributes the origin of the gap to spin excitations³².

To clarify the origin of the energy gap and provide solid evidence of whether the disorder-free Yb triangular lattice of $\text{Yb}(\text{BaBO}_3)_3$ has a QSL ground state, magnetization, specific heat and μSR measurements on single crystals of $\text{Yb}(\text{BaBO}_3)_3$ were carried out. At high temperatures, an Orbach process due to the CEF effect determines the muon spin relaxation rates, consistent with the deviation of high-temperature Curie-Weiss behavior around 200 K. The absence of both long-range antiferromagnetic order and spin-glass behavior is confirmed down to 0.27 K. Only a two-level Schottky anomaly is observed in the magnetic specific heat at low temperatures with magnetic fields applied. At zero field, the extrapolated energy splitting of two-level Schottky anomaly is nearly 0, and increases linearly with magnetic fields. The increase of C_{mag}/T below 1 K at zero field is due to the electronic spin excitations, which often exist in quantum magnets where dipole-dipole interaction is dominant to create an anisotropy. The spin excitation is also supported by the increase of zero field muon spin relaxation rate λ below 1 K, and an unusual maximum of field dependence of λ due to the field-induced increase of the density of excitations.

II. EXPERIMENTAL DETAILS

Single crystals of $\text{Yb}(\text{BaBO}_3)_3$ were synthesized by flux method (see supplementary materials in Ref. 32). The sample structure was checked by both single crystal and powder X-ray diffraction (XRD) measurements. The crystal structure is shown in Fig. 1(a). The structural refinement reveals that $\text{Yb}(\text{BaBO}_3)_3$ is free of chemically random mixed occupancies of Yb^{3+} and $\text{B}^{3+}/\text{Ba}^{2+}$ cations^{30,32}, reflecting the large difference of ionic radii of Yb^{3+} and $\text{B}^{3+}/\text{Ba}^{2+}$ cations in $\text{Yb}(\text{BaBO}_3)_3$. Thus, only fully ordered arrangements of Yb^{3+} triangular lattices are formed (see Fig. 1(b)). Yb^{3+} ions coordinated with 6 nearest neighboring O atoms form YbO_6 octahedrons which are linked by corner-shared BO_3 triangles. Three layers of non-magnetic ions Ba/B/O are stacked along the c axis between every two layers of Yb^{3+} ions, so that the compound can be treated as a quasi two-dimensional triangular lattice.

Magnetization of $\text{Yb}(\text{BaBO}_3)_3$ was measured in a superconducting quantum interference device magnetometer (Quantum Design magnetic property measurement system). The temperature-dependent susceptibility from 2 to 300 K was measured under a magnetic field of 1 T in both zero-field-cooled (ZFC) and field-cooled (FC) procedures.

Specific heat of $\text{Yb}(\text{BaBO}_3)_3$ down to 0.3 K was measured by the adiabatic relaxation method in a Quantum Design physical property measurement system (PPMS)

equipped with a Dilution Refrigerator option. A non-magnetic polycrystalline sample of $\text{Lu}(\text{BaBO}_3)_3$ was also grown and its specific heat was measured to determine the phonon contribution in the total specific heat of $\text{Yb}(\text{BaBO}_3)_3$.

The muon spin relaxation measurements were carried out at the Dolly spectrometer of the Swiss muon source at Paul Scherrer Institute, Villigen, Switzerland. The samples were mounted on a thin sample holder using diluted GE varnish. Zero-field (ZF) and longitudinal-field (LF) experiments were both carried out down to 300 mK. The μSR data were analyzed by using the `muSRfit` software package³³.

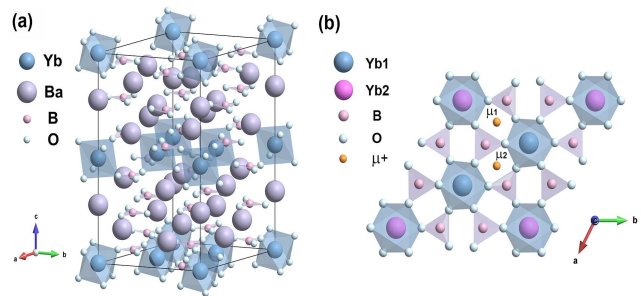


FIG. 1. (a) Crystal structure of $\text{Yb}(\text{BaBO}_3)_3$ (space group $P6_3cm$) in one unit cell. (b) The triangular lattice formed by Yb^{3+} cations. The inequivalent Yb^{3+} sites are denoted by Yb1 (blue spheres) and Yb2 (pink spheres). Orange spheres: candidate μ^+ sites $\mu 1$ and $\mu 2$ (see text).

III. RESULTS AND DISCUSSIONS

A. Magnetization

The temperature dependence of the dc magnetic susceptibility χ at $\mu_0 H = 1$ T down to 2 K is shown in Fig. 2(a). Neither a phase transition nor bifurcations between ZFC and FC curves was observed, indicating the lack of a magnetic ordering or spin freezing down to 2 K. In the inset of Fig. 2(a), we present the inverse of magnetic susceptibility χ^{-1} at $\mu_0 H = 1$ T applied parallel and perpendicular to the c axis of single crystal $\text{Yb}(\text{BaBO}_3)_3$. A uniaxial easy axis anisotropy of temperature-dependent susceptibility is observed, $\chi_{H\parallel c} > \chi_{H\perp c}$. Above 200 K, the magnetic susceptibility data can be well fitted by Curie-Weiss law. χ^{-1} deviates from a linear dependence on temperature with temperature decreasing below 200 K due to the CEF effect³⁴. But the Curie-Weiss law is again valid at low temperatures (2-20 K). Such a behavior is also seen in $\text{NaBaYb}(\text{BO}_3)_2$ ³⁴, $\text{KBaYb}(\text{BO}_3)_2$ ³⁵, and $\text{RbBaYb}(\text{BO}_3)_2$ ³⁶, which share a similar chemical composition with $\text{Yb}(\text{BaBO}_3)_3$.

The Curie-Weiss fitting in the 200-300 K temperature range yielded the effective magnetic moments for $H \perp c$

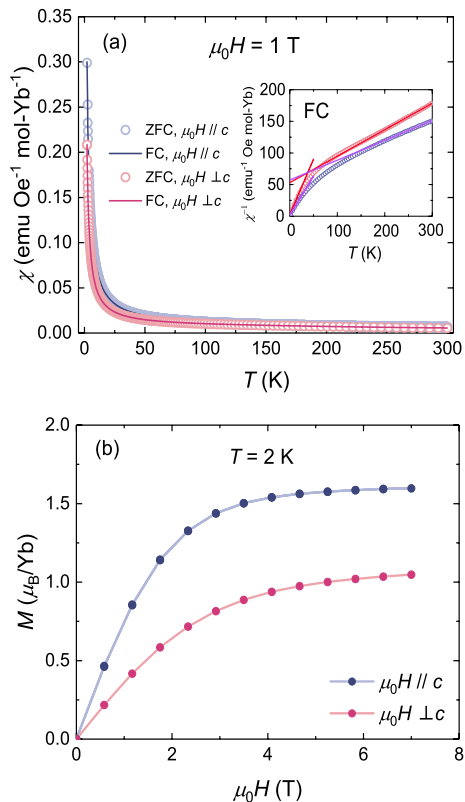


FIG. 2. (a) Temperature dependence of magnetic susceptibility of $\text{Yb}(\text{BaBO}_3)_3$ measured with ZFC and FC, at $\mu_0 H = 1$ T applied parallel and perpendicular to the c axis. The inset shows the inverse of magnetic susceptibility. The lines are Curie-Weiss law fits. (b) Isothermal magnetization at $T = 2$ K under applied magnetic fields parallel and perpendicular to the c axis of $\text{Yb}(\text{BaBO}_3)_3$ up to 7 T.

and $H \parallel c$ are $4.38 \mu_B$ and $5.06 \mu_B$ respectively, which are comparable to the free Yb^{3+} ion ($4f^{13}$, $^2F_{7/2}$, $J = 7/2$, $4.54 \mu_B$). The negative Curie-Weiss temperatures $\theta_{\perp, H} = -127.1(2)$ K and $\theta_{\parallel, H} = -182.9(4)$ K indicate antiferromagnetically coupled Yb^{3+} spins in $\text{Yb}(\text{BaBO}_3)_3$. The low-temperature Curie-Weiss fitting yields $\theta_{\perp, L} = -1.40(7)$ K and $\theta_{\parallel, L} = -1.16(4)$ K, suggesting small exchange interactions with effective magnetic moments $2.13 \mu_B$ ($H \perp c$) and $2.54 \mu_B$ ($H \parallel c$). The large difference compared with the moment of a free Yb^{3+} ion, was also reported in other Yb-based triangular lattices^{16,17,36}.

The isothermal magnetization up to 7 T applied parallel and perpendicular to the c axis of the sample at 2 K is shown in Fig. 2(b). $M(H)$ curves start to show a non-linear behavior with magnetic field above 2 T for both orientations, and magnetization tends to saturate above 4 T, indicating small exchange interactions in $\text{Yb}(\text{BaBO}_3)_3$. The saturation value of magnetization is $1.60 \mu_B/\text{Yb}$ and $1.05 \mu_B/\text{Yb}$ for field along and perpendicular to c axis respectively, which is consistent with the result reported previously³².

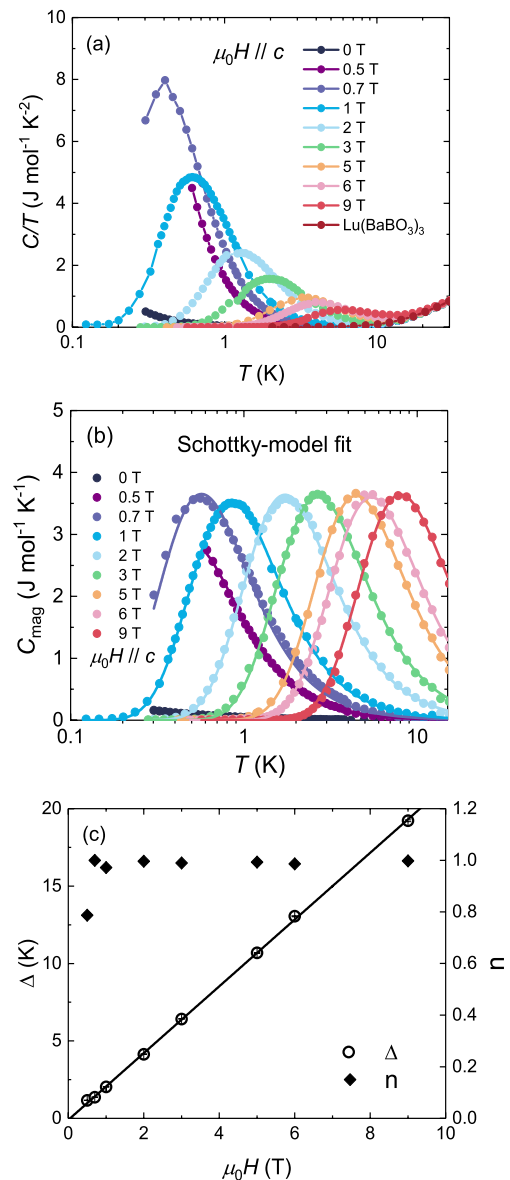


FIG. 3. (a) Specific heat of single crystal $\text{Yb}(\text{BaBO}_3)_3$ at different magnetic fields up to 9 T plotted as C/T vs T . Specific heat of nonmagnetic polycrystal $\text{Lu}(\text{BaBO}_3)_3$ is also shown for comparison. (b) Temperature dependence of magnetic heat capacity under different magnetic fields. The colored lines are fitting curves corresponding to Schottky function Eq. (1). (c) Field dependence of the energy gap Δ and the concentration of Schottky centers n derived from Schottky fitting. The black line is a linear fit.

B. Specific heat

In Fig. 3(a), we present the specific heat coefficient C/T of $\text{Yb}(\text{BaBO}_3)_3$ at several applied magnetic fields, and C/T of $\text{Lu}(\text{BaBO}_3)_3$ for comparison. No sharp anomaly for magnetic transitions is observed, which is consistent with the magnetization measurements. With magnetic fields applied, the magnetic specific heat C_{mag}

of $\text{Yb}(\text{BaBO}_3)_3$ obtained by subtracting the phonon contribution shows a peak, which retains its amplitude but shifts to higher temperatures with increasing applied magnetic fields (Fig. 3(b)), indicating a typical Schottky anomaly. The peaks can be fitted using the two-level Schottky function:

$$C_{\text{mag}} = nR \left(\frac{\Delta}{T} \right)^2 \frac{e^{-\frac{\Delta}{T}}}{(1 + e^{-\frac{\Delta}{T}})^2}, \quad (1)$$

where n is the concentration of Schottky centers, R is the molar gas constant, and Δ is the energy separation between two levels. As shown in Fig. 3(c), $n \approx 1$ for the applied magnetic fields larger than 0.7 T, indicating the two levels are completely opened when $\mu_0 H > 0.7$ T. The energy gap Δ shows a linear behavior with applied magnetic fields, reflecting a Zeeman splitting effect. It is worth noting that the magnetic specific heat at zero field cannot be fitted well by Eq. (1), which will be discussed later. The entropy calculated by integrating C_{mag}/T reaches $R \ln 2$ for data with magnetic fields larger than 0.7 T, which is consistent with $n \approx 1$. While for zero field, the entropy at 0.3 K only reaches 2.5% of $R \ln 2$, indicative of a considerable remaining entropy below 0.3 K.

In general, hyperfine interactions in lanthanide with $4f$ electrons provide nuclear energy levels, which result in nuclear Schottky anomaly³⁷. The nuclear Schottky anomalies at zero field usually occur in the temperature region of 10^{-2} K, and an external applied field on the order of 10 T cannot make a significant difference on the nuclear Schottky effect^{37,38}. For C/T of $\text{Yb}(\text{BaBO}_3)_3$, we observe remarkable shifts of the Schottky peak with the applied magnetic fields of a few Tesla. Hence the nuclear Schottky can be excluded in accounting for the observed anomaly shown in Fig. 3(b). On the other hand, energy levels due to CEF effect can also lead to a Schottky anomaly. In Yb-based triangular lattices, $4f^{13}$ electrons of the Yb^{3+} ions form four Kramers doublets due to crystal electrical fields^{21,39,40}. The energy gap between the ground-state Kramers doublet and the first excited state is on the order of 10 meV (i.e., 100 K)^{16-18,41}. However, the energy gap of $\text{Yb}(\text{BaBO}_3)_3$ at zero field $\Delta(0)$ derived from the field dependence of the energy gap $\Delta(H)$ is nearly 0, which is particularly far from 100 K. Therefore the low temperature Schottky anomaly is not due to the the energy gap between the ground-state Kramers doublet and the first excited state.

We attribute the Schottky anomalies observed in specific heat of $\text{Yb}(\text{BaBO}_3)_3$ to the opening of the ground-state Kramers doublet with magnetic fields applied. At zero field, the increase of C_{mag}/T below 1 K is due to the electronic spin excitations, which may exist in some quantum magnets where exchange interaction is weak, and dipole-dipole interaction is dominant to create an anisotropy⁴². Low-energy spin excitations with a gap resulting from such anisotropy have been reported in $\text{Gd}_2\text{Sn}_2\text{O}_7$ ⁴³. The magnetic specific heat, similar to the one for $\text{Yb}(\text{BaBO}_3)_3$, is proportional to $(1/T^2)e^{-\frac{\Delta}{T}}$ at

zero field. Spin excitations have also been reported in a dipolar magnet $\text{Yb}_3\text{Ga}_5\text{O}_{12}$ from the specific heat and inelastic neutron-scattering experiments⁴⁴.

In $\text{Yb}(\text{BaBO}_3)_3$, both the small Curie-Weiss temperatures determined from low temperature susceptibility and the isothermal magnetization data suggest that the exchange interaction is weak. Considering that $J_{\pm} = 0.90$ K, $J_{zz} = 0.98$ K for YbMgGaO_4 ⁴⁵ and $J_{\pm} = 0.18$ K, $J_{zz} = 0.23$ K for $\text{NaBaYb}(\text{BO}_3)_2$ ³⁵, which have a similar structure and comparable distances between Yb^{3+} ions with $\text{Yb}(\text{BaBO}_3)_3$, the exchange interaction in $\text{Yb}(\text{BaBO}_3)_3$ is also likely to be on the order of 0.1 K. Indeed a thermodynamic property study has revealed that the dominant interaction is the long-range dipole-dipole coupling in $\text{Yb}(\text{BaBO}_3)_3$ ³¹. The dipole-dipole interaction can induce an anisotropy for the magnetic properties⁴². Such anisotropy may affect the degeneration of the ground-state Kramers doublet, creating gapped low-energy spin excitations at zero field and small magnetic fields (less than 0.7 T in the case of $\text{Yb}(\text{BaBO}_3)_3$).

C. μSR

As muon is extremely sensitive to small local magnetic fields, we performed ZF- μSR measurements on $\text{Yb}(\text{BaBO}_3)_3$ down to 270 mK. ZF- μSR spectra at several representative temperatures are shown in Fig. 4(a). Neither oscillations nor an initial asymmetry loss was observed throughout the whole temperature range, confirming the absence of long-range magnetic order or spin-freezing⁴⁶. Furthermore, the lack of polarization recovery to 1/3 of the initial asymmetry value rules out a static random field distribution⁴⁷, demonstrating the dynamic nature of magnetism in $\text{Yb}(\text{BaBO}_3)_3$.

The normalized ZF- μSR spectra after subtracting the background signal can be well fitted by the function:

$$P(t) = f_1 e^{-\lambda_1 t} + (1 - f_1) e^{-\lambda_2 t} \quad (2)$$

where λ_1 and λ_2 are muon spin relaxation rates, f_1 is the fraction of the first exponential component. The value of f_1 was found to be temperature-independent, therefore it was fixed at its average value 0.3. We attribute the two exponential components with their temperature-independent fractions to two muon sites in $\text{Yb}(\text{BaBO}_3)_3$, which will be discussed later.

The temperature dependence of relaxation rates λ_1 and λ_2 is shown in Fig. 4(b). λ_1 is significantly larger than λ_2 , while they show similar temperature dependence and both have a plateau-like behavior in the intermediate temperature range. λ_2 remains almost temperature-independent for $1 \leq T \leq 40$ K. Above 40 K, λ_2 decreases gradually as the temperature increases. λ_1 remains independent of temperature over a wider temperature range, at least up to 100 K, then a drop of λ_1 was found at 140 K. Muon diffusion can lead to such a behavior, however, both λ_1 and λ_2 should drop at the same temperature in this case. The temperature dependence of $\lambda_{1,2}$ above

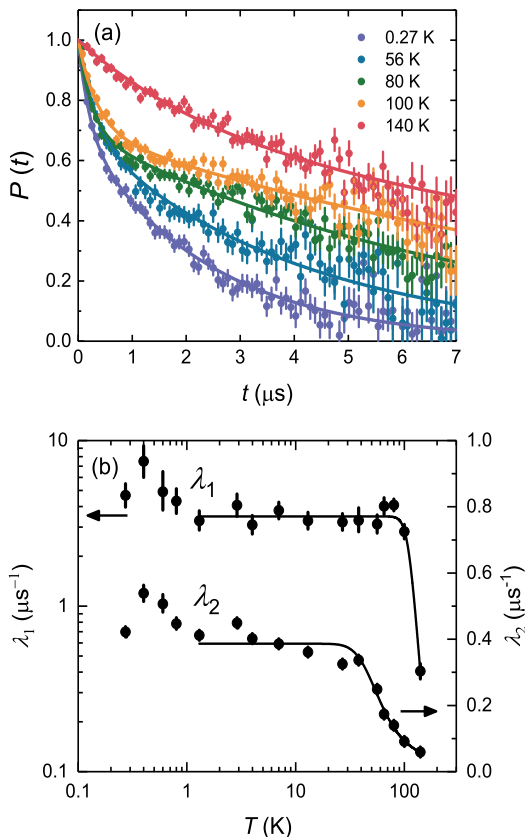


FIG. 4. (a) The ZF- μ SR spectra of $\text{Yb}(\text{BaBO}_3)_3$ at different temperatures. The solid lines correspond to the fitting function of Eq. (2). (b) Temperature dependence of muon relaxation rates λ_1 and λ_2 obtained from fitting. The solid lines are results of fitting by means of the Orbach function Eq. (3).

1 K can be described by an Orbach process⁴⁸. Orbach process is a two-phonon scattering process with an excited CEF level, which was generally observed in some insulating oxides^{49,50}. A global fit ($1 \leq T \leq 140$ K) was performed for λ_1 and λ_2 with the form:

$$\lambda^{-1} = \lambda_0^{-1} + B_{\text{me}} \exp(-\Delta_{\text{CEF}}/T) \quad (3)$$

where λ denotes the relaxation rate λ_1 or λ_2 , λ_0 is the saturation value of the relaxation rate, B_{me} models the magnetoelastic coupling of the Yb^{3+} electronic spin with the phonon bath. Δ_{CEF} is the energy difference between CEF levels involved in Orbach process. We get $\Delta_{\text{CEF},2} = 17.2(8)$ meV from the fit of temperature dependence of λ_2 . $\Delta_{\text{CEF},2} \approx 170$ K (in $k_B T$) is consistent with the temperature where χ^{-1} deviates from a Curie-Weiss dependence due to CEF, and comparable with the CEF energy gap between the ground state doublet and the first excited state of other Yb-based triangular lattices^{16-18,41}. Because there are too few data in the decline range of λ_1 , we can only get qualitative estimation. The fit using Eq. (3) yields $\Delta_{\text{CEF},1} = 107(17)$ meV, which may not only be the energy difference of the ground-state doublet

and the first excited state, higher excited states may also be associated.

As shown in Fig. 1(b), Rietveld refinement of XRD on $\text{Yb}(\text{BaBO}_3)_3$ has revealed that Yb^{3+} ions are located at two different sites³⁰. The surrounding charge distributions of the two distinct Yb^{3+} ions are different, thus resulting in two different CEFs. Different CEF energy gaps have also been observed in a Yb-based pyrochlore $\text{Yb}_2\text{Ti}_2\text{O}_7$ with two Yb^{3+} sites⁵¹, while the difference between the CEF energy gaps is less significant. For $\text{Yb}(\text{BaBO}_3)_3$, a sketch of the triangular lattice with two inequivalent Yb^{3+} ions and two different muon sites is shown in Fig. 1(b). Since μ SR is a local probe on an atomic scale, μ_1 and μ_2 , which are close to Yb1 and Yb2, respectively, experience different CEFs. The ratio of the occupation number of two Yb^{3+} sites is 1 : 2, which is almost consistent with the ratio of two muon sites 3 : 7 in Eq. (2), indicating that different CEFs do exist in $\text{Yb}(\text{BaBO}_3)_3$.

Below $T = 1$ K, both λ_1 and λ_2 exhibit a slightly upward trend (Fig. 4(b)). Although the detail behavior of $\lambda_{1,2}(T)$ at low temperatures can not be determined due to the limited number of points, the deviation of plateau-like behavior below 1 K can be seen clearly. We note that the specific heat C/T at zero field also starts to increase below 1 K with temperature decreasing. The anomaly of $\lambda_{1,2}$ and C/T share the same temperature range, indicating they are induced by the same physics. Spin excitation has been suggested to account for the anomaly in C/T as discussed in Sec. III B, and it may also lead to an increase of muon-spin relaxation rates⁵².

To further investigate the spin dynamics, LF- μ SR measurements were performed at $T = 270$ mK and 2 K. As seen in Fig. 5(a)-(b), the relaxation persists also in an applied magnetic field. Even a field of 400 mT is insufficient to decouple the muon spins, suggesting that the magnetic field at muon stopping site is dynamic. The LF- μ SR spectra are also well fitted by function Eq. (2), whereas λ_1 and λ_2 here are muon spin relaxation rates with longitudinal fields applied. f_1 is 0.3, which is consistent with the ZF value.

In Fig. 5(c)-(d), we present the field dependence of λ_1 and λ_2 at 270 mK and 2 K, respectively. The field dependences of the two relaxation rates are similar but quite unusual. Generally, the magnetic field suppresses the dynamical relaxation rate^{27,52}. However, here both relaxation rates show an unexpected initial increase instead of being quenched monotonically with magnetic field. A maximum was observed at 150 mT, after which two relaxation rates start to decrease with increasing the magnetic field. The field-induced hump in the muon spin relaxation rates can be due to the level-cross resonance (LCR) between the muon Zeeman splitting and the induced quadrupole coupling of the muon's nearest-neighbor nuclei⁵³. The LCR occurs at a field of $B \approx \omega_Q/\gamma_\mu$, where ω_Q is the transition frequencies between the nuclear quadrupole energy levels and γ_μ is the muon's gyromagnetic ratio. However, The transition frequency ω_Q is

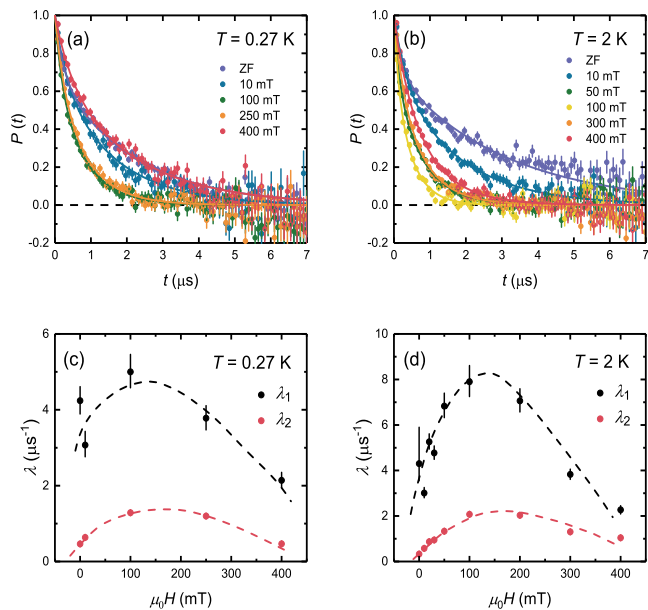


FIG. 5. LF- μ SR spectra of $\text{Yb}(\text{BaBO}_3)_3$ under applied fields up to 400 mT at (a) 0.27 K and (b) 2 K. No decouple phenomenon is observed. Field dependence of two muon relaxation rates λ_1 and λ_2 at 0.27 K (c) and 2 K (d). λ_1 and λ_2 both reach their maximum at about 150 mT instead of being quenched monotonically by magnetic field. The dashed lines are a guide to the eye.

on the order of 1~10 MHz, which means the LCR occurs at a magnetic field of 1~10 mT^{53–56}. The field maximum of muon spin relaxation rates in $\text{Yb}(\text{BaBO}_3)_3$ is observed only around 150 mT, an order of magnitude larger than the field where LCR occurs. Thus, the LCR effect can be excluded.

We attribute the initial increase of λ_1 and λ_2 to a field-induced increase of the density of spin excitations, which competes with the quenching effect of the applied magnetic field. A maximum of the relaxation rates at 150 mT is eventually formed due to such competition. A similar behavior of field dependence of the muon spin relaxation rate was reported in frustrated pyrochlore $\text{Tb}_2\text{Sn}_2\text{O}_7$, where the relaxation rate reached a maximum at about 50 mT at low temperatures⁵⁷. Since we find a maximum at higher magnetic field, its effect on spin excitations is

stronger than that of $\text{Tb}_2\text{Sn}_2\text{O}_7$.

IV. CONCLUSIONS

In conclusion, we performed magnetization, specific heat and μ SR measurements on single crystals of $\text{Yb}(\text{BaBO}_3)_3$, a disorder-free Yb triangular lattice compound. The absence of long-range antiferromagnetic order and spin freezing are confirmed down to $T = 0.27$ K. A two-level Schottky anomaly due to the opening of the ground-state Kramers doublet with applied magnetic fields $\mu_0 H > 0.7$ T is observed from the low-temperature specific-heat measurements. At zero field, the increase of C_{mag}/T below 1 K is due to the electronic spin excitations, which often exist in quantum magnets where dipole-dipole interaction is dominant to create an anisotropy of magnetic properties, and affect the degeneration of the ground-state doublet. This insight is supported by the μ SR experiments which reveal dynamic magnetic fluctuations at low temperatures, i.e., the increase of muon spin relaxation rate λ below 1 K, and the unusual field dependence of relaxation rate $\lambda(H)$.

Our work shows the interesting behavior of a quantum dipolar magnet, while providing a clear example where dipolar interaction is dominant in a frustrated geometry. However, more experiments and theoretical works are needed to shed light on whether frustration exists and plays an important role for the low temperature behaviors of $\text{Yb}(\text{BaBO}_3)_3$.

ACKNOWLEDGMENTS

This work is based on experiments performed at the Swiss Muon Source $S\mu S$, Paul Scherrer Institute, Villigen, Switzerland. The research performed in this work was supported by the National Natural Science Foundations of China, Nos. 12034004, 12174065 and 11874158, the Shanghai Municipal Science and Technology (Major Project Grant No. 2019SHZDZX01 and No. 20ZR1405300), and the National Key Research and Development Program of China, No. 2019YFE0100400.

* leishu@fudan.edu.cn

¹ B. Keimer and J. E. Moore, *Nat. Phys.* **13**, 1045 (2017).
² D. N. Basov, R. D. Averitt, and D. Hsieh, *Nat. Mater.* **16**, 1077 (2017).
³ P. Anderson, *Mater. Res. Bull.* **8**, 153 (1973).
⁴ L. Savary and L. Balents, *Rep. Prog. Phys.* **80**, 016502 (2016).
⁵ X.-G. Wen, *Phys. Rev. B* **65**, 165113 (2002).
⁶ Y. Zhou, K. Kanoda, and T.-K. Ng, *Rev. Mod. Phys.* **89**, 025003 (2017).

⁷ P. W. Anderson, *Science* **235**, 1196 (1987).

⁸ A. Kitaev, *Ann. Phys. (N.Y.)* **303**, 2 (2003).

⁹ L. Balents, *Nature* **464**, 199 (2010).

¹⁰ P. Mendels and F. Bert, *C. R. Phys.* **17**, 455 (2016).

¹¹ Y. Shimizu, K. Miyagawa, K. Kanoda, M. Maesato, and G. Saito, *Phys. Rev. Lett.* **91**, 107001 (2003).

¹² T. Itou, A. Oyamada, S. Maegawa, M. Tamura, and R. Kato, *Phys. Rev. B* **77**, 104413 (2008).

¹³ J. S. Helton, K. Matan, M. P. Shores, E. A. Nytko, B. M. Bartlett, Y. Yoshida, Y. Takano, A. Suslov,

- Y. Qiu, J.-H. Chung, D. G. Nocera, and Y. S. Lee, *Phys. Rev. Lett.* **98**, 107204 (2007).
- ¹⁴ S. Nakatsuji, Y. Machida, Y. Maeno, T. Tayama, T. Sakakibara, J. v. Duijn, L. Balicas, J. N. Millican, R. T. Macaluso, and J. Y. Chan, *Phys. Rev. Lett.* **96**, 087204 (2006).
- ¹⁵ Y. Li, H. Liao, Z. Zhang, S. Li, F. Jin, L. Ling, L. Zhang, Y. Zou, L. Pi, Z. Yang, J. Wang, Z. Wu, and Q. Zhang, *Sci. Rep.* **5**, 16419 (2015).
- ¹⁶ L. Ding, P. Manuel, S. Bachus, F. Grubler, P. Gegenwart, J. Singleton, R. D. Johnson, H. C. Walker, D. T. Adroja, A. D. Hillier, and A. A. Tsirlin, *Phys. Rev. B* **100**, 144432 (2019).
- ¹⁷ M. Baenitz, P. Schlender, J. Sichelschmidt, Y. A. Onyikienko, Z. Zangeneh, K. M. Ranjith, R. Sarkar, L. Hozoi, H. C. Walker, J.-C. Orain, H. Yasuoka, J. van den Brink, H. H. Klauss, D. S. Inosov, and T. Doert, *Phys. Rev. B* **98**, 220409 (2018).
- ¹⁸ P.-L. Dai, G. Zhang, Y. Xie, C. Duan, Y. Gao, Z. Zhu, E. Feng, Z. Tao, C.-L. Huang, H. Cao, A. Podlesnyak, G. E. Granroth, M. S. Everett, J. C. Neufeind, D. Voneshen, S. Wang, G. Tan, E. Morosan, X. Wang, H.-Q. Lin, L. Shu, G. Chen, Y. Guo, X. Lu, and P. Dai, *Phys. Rev. X* **11**, 021044 (2021).
- ¹⁹ G. Jackeli and G. Khaliullin, *Phys. Rev. Lett.* **102**, 017205 (2009).
- ²⁰ J. Iaconis, C. Liu, G. B. Halász, and L. Balents, *SciPost Phys.* **4**, 003 (2018).
- ²¹ K. A. Ross, L. Savary, B. D. Gaulin, and L. Balents, *Phys. Rev. X* **1**, 021002 (2011).
- ²² Y.-D. Li, Y.-M. Lu, and G. Chen, *Phys. Rev. B* **96**, 054445 (2017).
- ²³ Z. L. Dun, M. Lee, E. S. Choi, A. M. Hallas, C. R. Wiebe, J. S. Gardner, E. Arrighi, R. S. Freitas, A. M. Arevalo-Lopez, J. P. Attfield, H. D. Zhou, and J. G. Cheng, *Phys. Rev. B* **89**, 064401 (2014).
- ²⁴ K. M. Ranjith, D. Dmytriieva, S. Khim, J. Sichelschmidt, S. Luther, D. Ehlers, H. Yasuoka, J. Wosnitza, A. A. Tsirlin, H. Kühne, and M. Baenitz, *Phys. Rev. B* **99**, 180401 (2019).
- ²⁵ K. M. Ranjith, S. Luther, T. Reimann, B. Schmidt, P. Schlender, J. Sichelschmidt, H. Yasuoka, A. M. Strydom, Y. Skourski, J. Wosnitza, H. Kühne, T. Doert, and M. Baenitz, *Phys. Rev. B* **100**, 224417 (2019).
- ²⁶ Y. Shen, Y.-D. Li, H. Wo, Y. Li, S. Shen, B. Pan, Q. Wang, H. C. Walker, P. Steffens, M. Boehm, Y. Hao, D. L. Quintero-Castro, L. W. Harriger, M. D. Frontzek, L. Hao, S. Meng, Q. Zhang, G. Chen, and J. Zhao, *Nature* **540**, 559 (2016).
- ²⁷ Y. Li, D. Adroja, P. K. Biswas, P. J. Baker, Q. Zhang, J. Liu, A. A. Tsirlin, P. Gegenwart, and Q. Zhang, *Phys. Rev. Lett.* **117**, 097201 (2016).
- ²⁸ Z. Zhu, P. A. Maksimov, S. R. White, and A. L. Chernyshev, *Phys. Rev. Lett.* **119**, 157201 (2017).
- ²⁹ I. Kimchi, A. Nahum, and T. Senthil, *Phys. Rev. X* **8**, 031028 (2018).
- ³⁰ Y. Gao, L. Xu, Z. Tian, and S. Yuan, *J. Alloys Compd.* **745**, 396 (2018).
- ³¹ R. Bag, M. Ennis, C. Liu, S. E. Dissanayake, Z. Shi, J. Liu, L. Balents, and S. Haravifard, *Phys. Rev. B* **104**, L220403 (2021).
- ³² K. Y. Zeng, L. Ma, Y. X. Gao, Z. M. Tian, L. S. Ling, and L. Pi, *Phys. Rev. B* **102**, 045149 (2020).
- ³³ A. Suter and B. Wojek, *Phys. Procedia* **30**, 69 (2012).
- ³⁴ S. Guo, A. Ghasemi, C. L. Broholm, and R. J. Cava, *Phys. Rev. Mater.* **3**, 094404 (2019).
- ³⁵ B. L. Pan, J. M. Ni, L. P. He, Y. J. Yu, Y. Xu, and S. Y. Li, *Phys. Rev. B* **103**, 104412 (2021).
- ³⁶ S. Guo, T. Kong, W. Xie, L. Nguyen, K. Stolze, F. A. Cevallos, and R. J. Cava, *Inorg. Chem.* **58**, 3308 (2019).
- ³⁷ A. Tari, *The specific heat of matter at low temperatures* (World Scientific, 2003).
- ³⁸ E. Grivei, V. Bayot, L. Piraux, and J.-P. Issi, *Phys. Rev. B* **51**, 1301 (1995).
- ³⁹ Y.-D. Li, X. Wang, and G. Chen, *Phys. Rev. B* **94**, 035107 (2016).
- ⁴⁰ S. Onoda and Y. Tanaka, *Phys. Rev. Lett.* **105**, 047201 (2010).
- ⁴¹ Y. Li, D. Adroja, R. I. Bewley, D. Voneshen, A. A. Tsirlin, P. Gegenwart, and Q. Zhang, *Phys. Rev. Lett.* **118**, 107202 (2017).
- ⁴² J. Quilliam, *Disorder, Geometric Frustration and the Dipolar Interaction in Rare-Earth Magnets*, Ph.D. thesis, University of Waterloo (2010).
- ⁴³ J. A. Quilliam, K. A. Ross, A. G. Del Maestro, M. J. P. Gingras, L. R. Corruccini, and J. B. Kycia, *Phys. Rev. Lett.* **99**, 097201 (2007).
- ⁴⁴ E. Lhotel, L. Mangin-Thro, E. Ressouche, P. Steffens, E. Bichaud, G. Knebel, J.-P. Brison, C. Marin, S. Raymond, and M. E. Zhitomirsky, *Phys. Rev. B* **104**, 024427 (2021).
- ⁴⁵ Y. Li, G. Chen, W. Tong, L. Pi, J. Liu, Z. Yang, X. Wang, and Q. Zhang, *Phys. Rev. Lett.* **115**, 167203 (2015).
- ⁴⁶ X. G. Zheng, H. Kubozono, K. Nishiyama, W. Higemoto, T. Kawae, A. Koda, and C. N. Xu, *Phys. Rev. Lett.* **95**, 057201 (2005).
- ⁴⁷ Y. J. Uemura, T. Yamazaki, D. R. Harshman, M. Senba, and E. J. Ansaldo, *Phys. Rev. B* **31**, 546 (1985).
- ⁴⁸ P. Dalmas de Réotier, A. Yaouanc, P. C. M. Gubbens, C. T. Kaiser, C. Baines, and P. J. C. King, *Phys. Rev. Lett.* **91**, 167201 (2003).
- ⁴⁹ R. Orbach and B. Bleaney, *Proc. R. Soc. London, Ser. A* **264**, 458 (1961).
- ⁵⁰ T. Arh, B. Sana, M. Pregelj, P. Khuntia, Z. Jagličić, M. D. Le, P. K. Biswas, P. Manuel, L. Mangin-Thro, A. Ozarowski, and A. Zorko, *Nat. Mater.* **21**, 416 (2022).
- ⁵¹ J. Gaudet, D. D. Maharaj, G. Sala, E. Kermarrec, K. A. Ross, H. A. Dabkowska, A. I. Kolesnikov, G. E. Granroth, and B. D. Gaulin, *Phys. Rev. B* **92**, 134420 (2015).
- ⁵² A. Yaouanc and P. D. De Reotier, *Muon spin rotation, relaxation, and resonance: applications to condensed matter*, 147 (Oxford University Press, 2011).
- ⁵³ S. R. Kreitzman, J. H. Brewer, D. R. Harshman, R. Keitel, D. L. Williams, K. M. Crowe, and E. J. Ansaldo, *Phys. Rev. Lett.* **56**, 181 (1986).
- ⁵⁴ J. C. Lindon, G. E. Tranter, and D. Koppelaar, *Encyclopedia of spectroscopy and spectrometry* (Academic Press, 2016).
- ⁵⁵ S. Kundu, A. Hossain, P. K. S., R. Das, M. Baenitz, P. J. Baker, J.-C. Orain, D. C. Joshi, R. Mathieu, P. Mahadevan, S. Pujari, S. Bhattacharjee, A. V. Mahajan, and D. D. Sarma, *Phys. Rev. Lett.* **125**, 117206 (2020).
- ⁵⁶ S. Kuroiwa, H. Takagiwa, M. Yamazawa, J. Akimitsu, A. Koda, R. Kadono, K. Ohishi, W. Higemoto, and I. Watanabe, *Sci. Technol. Adv. Mater.* **7**, 12 (2006).
- ⁵⁷ P. Dalmas de Réotier, A. Yaouanc, L. Keller, A. Cervellino, B. Roessli, C. Baines, A. Forget, C. Vaju, P. C. M. Gubbens, A. Amato, and P. J. C. King,

Phys. Rev. Lett. **96**, 127202 (2006).