

Non-Markovian master equation for quantum transport of fermionic carriers

Dmitrii N. Maksimov^{a,b,1,*}, Andrey R. Kolovsky^{b,c}

^a*IRC SQC, Siberian Federal University, 660041, Krasnoyarsk, Russia*

^b*Kirensky Institute of Physics, Federal Research Center KSC SB RAS, 660036, Krasnoyarsk, Russia*

^c*School of Engineering Physics and Radio Electronics, Siberian Federal University, 660041, Krasnoyarsk, Russia*

Abstract

We propose a simple, yet feasible, model for quantum transport of fermionic carriers across tight-binding chain connecting two reservoirs maintained at arbitrary temperatures and chemical potentials. The model allows for elementary derivation of the master equation for the reduced single particle density matrix in a closed form in both Markov and Born approximations. In the Markov approximation the master equation is solved analytically, whereas in the Born approximation the problem is reduced to an algebraic equation for the single particle density matrix in the Redfield form. The non-Markovian equation is shown to lead to resonant transport similar to Landauer's conductance.

1. Introduction

Recently, we have witnessed a lot of interest to quantum transport [1, 2, 3, 4, 5, 6, 7, 8, 9, 10, 11] across systems connecting two atomic reservoirs (batteries) [12, 13]. Specifically, such system can nowadays be set experimentally with ultracold atomic gases [14, 15, 16]. One of the major tools for theoretical analysis of such systems is the master equation approach [17, 18, 19, 20]. Despite the enormous progress, so far the approach has been fully established only in the framework of the Born-Markov approximation [18, 19, 5, 6, 21, 22]. To handle the non-Markovian regimes for fermionic carriers the stochastic Schrödinger equation approaches with the correlated noise [23, 24, 25, 26] has been put forward. As it is demonstrated in [26], these approaches result in a hierarchy of stochastic evolution equations of the diffusion type with Grassmannian noise making it difficult to simulate numerically due to anticommutative multiplication. In this paper we analyse a model for quantum transport of fermionic

*Corresponding author

Email address: mdn@tnp.krasn.ru (Dmitrii N. Maksimov)

¹Tel.: +7 391 2494538, Fax: +7 391 2438923

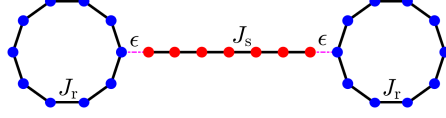


Figure 1: Sketch of the set-up.

carriers recently proposed in [28]. We will show that the model allows for elementary derivation of a numerically tractable non-Markovian master equation in a closed form whereas in the Markov approximation the model is solvable analytically.

We consider the set-up consisting of a linear tight-binding chain of L sites coupled at both ends with two tight-binding rings of M sites each [27, 28] as shown in Fig. 1. Throughout the text the chain is termed *system*, whereas the rings are going to be referred to as *reservoirs*. Non-interacting spinless fermions can move between the sites of the system and the sites of the reservoirs with hopping rates $J_{s,r}$, correspondingly. The hopping between the system and the reservoirs is quantified by the coupling constant ϵ . The dynamics is controlled by the master equation for the total density matrix

$$\frac{\partial \hat{\mathcal{R}}}{\partial t} = -i[\hat{\mathcal{H}}, \hat{\mathcal{R}}] + \gamma \sum_{\ell=1,L} \sum_{\nu=1}^M \left(\hat{\mathcal{L}}_{\ell,\nu}^{(g)} + \hat{\mathcal{L}}_{\ell,\nu}^{(d)} \right). \quad (1)$$

The Hamiltonian in Eq. (1) is written as

$$\hat{\mathcal{H}} = \hat{\mathcal{H}}_s + \sum_{\ell=1,L} \left(\hat{\mathcal{H}}_{r,\ell} + \hat{\mathcal{H}}_{c,\ell} \right), \quad (2)$$

where

$$\hat{\mathcal{H}}_s = -\frac{J_s}{2} \sum_{\ell=1}^{L-1} \hat{a}_{\ell+1}^\dagger \hat{a}_\ell + \text{h.c.} \quad (3)$$

is the system's Hamiltonian with $\hat{a}_\ell^\dagger, \hat{a}_\ell$ being Fermionic creation and annihilation operators at the ℓ _{th} site. The reservoirs' $\hat{\mathcal{H}}_{r,\ell}$ and the coupling $\hat{\mathcal{H}}_{c,\ell}$ Hamiltonians are indexed with subscript ℓ specifying the connection site. For further convenience we write each reservoir Hamiltonian in terms of Fermionic operators acting in the Fock space of the Bloch eigenstates of the ring

$$\begin{aligned} \hat{\mathcal{H}}_r &= -J_r \sum_{\nu=1}^M \cos(k_\nu) \hat{a}_\nu^\dagger \hat{a}_\nu, \\ k_\nu &= \frac{2\pi\nu}{M}, \quad \nu = 1, 2, \dots, M, \end{aligned} \quad (4)$$

where ν enumerates the Bloch eigenstates. We dropped subscript ℓ in Eq. (4) assuming that the reservoirs are identical. The coupling Hamiltonian is given by

$$\widehat{\mathcal{H}}_{c,\ell} = -\frac{\epsilon}{2\sqrt{M}} \sum_{\nu=1}^M \hat{a}_\ell^\dagger \hat{a}_\nu + \text{h.c.} \quad (5)$$

To prescribe thermodynamic quantities to each reservoir we introduced the particle drain

$$\widehat{\mathcal{L}}_{\ell,\nu}^{(d)} = \frac{\bar{n}_{\nu,\ell} - 1}{2} \left(\hat{a}_\nu^\dagger \hat{a}_\nu \widehat{\mathcal{R}} - 2\hat{a}_\nu \widehat{\mathcal{R}} \hat{a}_\nu^\dagger + \widehat{\mathcal{R}} \hat{a}_\nu^\dagger \hat{a}_\nu \right), \quad (6)$$

and the particle gain

$$\widehat{\mathcal{L}}_{\ell,\mu}^{(g)} = -\frac{\bar{n}_{\nu,\ell}}{2} \left(\hat{a}_\nu \hat{a}_\nu^\dagger \widehat{\mathcal{R}} - 2\hat{a}_\nu^\dagger \widehat{\mathcal{R}} \hat{a}_\nu + \widehat{\mathcal{R}} \hat{a}_\nu \hat{a}_\nu^\dagger \right) \quad (7)$$

Lindblad operators [20], where

$$\bar{n}_{\nu,\ell} = \frac{1}{e^{-\beta_\ell [J_r \cos(k_\nu) + \mu_\ell]} + 1} \quad (8)$$

ensures that due to coupling with Lindblad bath [29, 30, 31] each reservoir is populated according to the Fermi-Dirac distribution $n = (e^{\beta(E-\mu)} + 1)^{-1}$ with given chemical potential μ_ℓ and inverse temperature β_ℓ . The reservoirs are labelled by their connection site $\ell = 1, L$. Finally, the constant γ in Eq. (1) is the reservoir relaxation rate which determines how fast the isolated reservoir relaxes to the thermodynamic equilibrium.

2. Single particle density matrix

Equation (1) only contains pairwise combinations of the creation and annihilation operators. This allows us to rewrite it in terms of the total single particle density matrix (SPDM) $\hat{\rho}$. The entries of the SPDM are defined as follows

$$\rho_{q',q} = \text{tr}(\hat{a}_q^\dagger \hat{a}_{q'} \widehat{\mathcal{R}}), \quad (9)$$

where q spans all Bloch degrees of freedom ν in the reservoirs as well as the Wannier degrees of freedom ℓ in the system. Let us assume for a moment that only one reservoir is attached to the system at $\ell = 1$, then the SPDM takes the following block form

$$\hat{\rho} = \begin{pmatrix} \hat{\rho}_r & \hat{\rho}_c \\ \hat{\rho}_c^\dagger & \hat{\rho}_s \end{pmatrix}, \quad (10)$$

where $\hat{\rho}_r$ is the SPDM of the reservoir, $\hat{\rho}_s$ is the SPDM of the system, and $\hat{\rho}_c$ accounts for reservoir-system correlations. The following three equations can be

obtained by applying Eq. (10) to Eq. (1)

$$\frac{\partial \hat{\rho}_s}{\partial t} = -i[\hat{H}_s, \hat{\rho}_s] - i\epsilon(\hat{V}_1^\dagger \hat{\rho}_c - \hat{\rho}_c^\dagger \hat{V}_1), \quad (11)$$

$$\frac{\partial \hat{\rho}_c}{\partial t} = -i\hat{H}_r \hat{\rho}_c + i\hat{\rho}_c \hat{H}_s - \frac{\gamma}{2} \hat{\rho}_c - i\epsilon(\hat{V}_1 \hat{\rho}_s - \hat{\rho}_r \hat{V}_1), \quad (12)$$

$$\frac{\partial \hat{\rho}_r}{\partial t} = -i[\hat{H}_r, \hat{\rho}_r] - i\epsilon(\hat{V}_1 \hat{\rho}_c^\dagger - \hat{\rho}_c \hat{V}_1^\dagger) + \gamma(\hat{\rho}_r^{(0)} - \hat{\rho}_r), \quad (13)$$

where $\hat{\rho}_r^{(0)}$ is the Fermi-Dirac SPDM of the reservoir

$$\hat{\rho}_r^{(0)} = \sum_{\nu=1}^M \frac{|\nu\rangle\langle\nu|}{e^{-\beta[J_r \cos(k\nu) + \mu]} + 1}, \quad (14)$$

while the Hamiltonian

$$\hat{H} = \begin{pmatrix} \hat{H}_r & \epsilon \hat{V}_1 \\ \epsilon \hat{V}_1^\dagger & \hat{H}_s \end{pmatrix} \quad (15)$$

is composed of the single particle Hamiltonian of the system

$$\hat{H}_s = -\frac{J_s}{2} \sum_{\ell=1}^{L-1} (|1+\ell\rangle\langle\ell| + \text{h.c.}), \quad (16)$$

the single particle Hamiltonian of the reservoir

$$\hat{H}_r = -J_r \sum_{\nu=1}^M \cos\left(\frac{2\pi\nu}{M}\right) |\nu\rangle\langle\nu|, \quad (17)$$

and the coupling operator

$$\hat{V}_\ell = -\frac{1}{2\sqrt{M}} \sum_{\nu=1}^M |\nu\rangle\langle\ell|. \quad (18)$$

From Eq. (12) we find the solution with the initial condition $\hat{\rho}_c(0) = 0$

$$\hat{\rho}_c = i\epsilon \int_0^t d\tau e^{\frac{\gamma}{2}(\tau-t)} \hat{U}_r(t-\tau) \left[\hat{\rho}_r(\tau) \hat{V}_1 - \hat{V}_1 \hat{\rho}_s(\tau) \right] \hat{U}_s^\dagger(t-\tau), \quad (19)$$

where $\hat{U}_{s,r}(t) = \widehat{\exp}(-i\hat{H}_{s,r}t)$ are the evolution operators and the initial condition $\hat{\rho}_c(0) = 0$ corresponds to the absence of initial reservoir-system correlations.

The above procedure can be applied to a reservoir attached to an arbitrary site of the chain. To address the transport problem the second reservoir is reattached to the L_{th} site. From now on we apply the notations $\hat{\rho}_\ell$ for the SPDM of the reservoir at the ℓ_{th} site. By substituting Eq. (19) into Eq. (11) and changing variables $\tau - t \rightarrow \tau$ one finds

$$\frac{\partial \hat{\rho}_s}{\partial t} = -i[\hat{H}_s, \hat{\rho}_s] + \sum_{\ell=1, L} (\hat{L}_\ell + \hat{L}_\ell^\dagger), \quad (20)$$

where

$$\widehat{L}_\ell = \epsilon^2 \int_{-t}^0 d\tau e^{\frac{\gamma}{2}\tau} \widehat{V}_\ell^\dagger \widehat{U}_r^\dagger(\tau) \left[\widehat{\rho}_\ell(\tau+t) \widehat{V}_\ell - \widehat{V}_\ell \widehat{\rho}_s(\tau+t) \right] \widehat{U}_s(\tau). \quad (21)$$

3. Markov approximation

The Markov approximation consists of assuming no memory in integral Eq. (19). The Markov approximation makes it possible to derive the master equation for $\widehat{\rho}_s$ as a set of ordinary differential equations. The elementary derivation is presented in Appendix A. The final result is

$$\frac{\partial \widehat{\rho}_s}{\partial t} = -i[\widehat{H}_s, \widehat{\rho}_s] - \frac{\epsilon^2}{2\gamma} \sum_{\ell=1, L} \{|\ell\rangle\langle\ell|, \widehat{\rho}_s\} + \frac{\epsilon^2}{\gamma} \sum_{\ell=1, L} \left(\frac{\gamma^2 \bar{n}_\ell}{\gamma^2 + \epsilon^2} + \frac{\epsilon^2}{\gamma^2 + \epsilon^2} \langle\ell|\widehat{\rho}_s|\ell\rangle \right) |\ell\rangle\langle\ell|, \quad (22)$$

where

$$\bar{n}_\ell = \frac{1}{M} \sum_{\nu=1}^M \frac{1}{e^{-\beta[J_r \cos(k_\nu) + \mu]} + 1} \quad (23)$$

is the mean population of each site of the reservoir at the ℓ th site in the absence of coupling $\epsilon=0$ and $\{\dots, \dots\}$ designates the anticommutator. Equation (22) can be solved with a three diagonal time-stationary Ansatz

$$\widehat{\rho}_s = \sum_{\ell=1, L} A_\ell |\ell\rangle\langle\ell| + B \sum_{\ell=1}^{L-1} (i|\ell+1\rangle\langle\ell| + \text{h.c.}) + A \sum_{\ell=2}^{L-1} |\ell\rangle\langle\ell| \quad (24)$$

which, upon substitution into Eq. (22), yields

$$\begin{aligned} A_1 &= C + \frac{\epsilon^2}{\gamma J_s} B, \quad A_L = C - \frac{\epsilon^2}{\gamma J_s} B, \\ B &= \frac{1}{2} \cdot \frac{(\bar{n}_1 - \bar{n}_L) J_s \gamma \epsilon^2}{J_s^2 (\gamma^2 + \epsilon^2) + \epsilon^4}, \quad C = \frac{\bar{n}_1 + \bar{n}_L}{2}. \end{aligned} \quad (25)$$

The stationary probability current along any bond in the system can be found as $\langle j \rangle = JB$. Thus, we have

$$\langle j \rangle = \frac{1}{2} \cdot \frac{(\bar{n}_1 - \bar{n}_L) J_s^2 \gamma \tilde{\gamma}}{J_s^2 (\gamma + \tilde{\gamma}) + \gamma \tilde{\gamma}^2}, \quad (26)$$

where we introduced

$$\tilde{\gamma} = \frac{\epsilon^2}{\gamma}. \quad (27)$$

If $\gamma \gg \epsilon$, Eq. (22) simplifies to

$$\frac{\partial \hat{\rho}_s}{\partial t} = -i[\hat{H}_s, \hat{\rho}_s] - \tilde{\gamma} \sum_{\ell=1,L} \left(\frac{1}{2} \{|\ell\rangle\langle\ell|, \hat{\rho}_s\} - \bar{n}_\ell |\ell\rangle\langle\ell| \right). \quad (28)$$

The condition $\gamma \gg \epsilon$ implies that the thermalization time of the reservoirs is much shorter than the time-scale of the dynamics induced by the system-reservoir coupling, i.e. the system interacts with a quasi-thermalized reservoir. It is not difficult to see that Eq. (28) can be derived from the following many particle master equation for the reduced density matrix $\hat{\mathcal{R}}_s = \text{tr}_r(\hat{\mathcal{R}})$

$$\frac{\partial \hat{\mathcal{R}}_s}{\partial t} = -i[\hat{\mathcal{H}}_s, \hat{\mathcal{R}}_s] + \tilde{\gamma} \sum_{\ell=1,L} \left(\hat{\mathcal{L}}_\ell^{(g)} + \hat{\mathcal{L}}_\ell^{(d)} \right), \quad (29)$$

with $\tilde{\gamma}$ playing the role of the effective reservoir relaxation rate, and $\hat{\mathcal{L}}_\ell^{(g,d)}$ the standard gain and drain Lindblad operators of the form Eq. (6), and Eq. (7), but now acting directly on the Wannier state of the connection sites. Equation (29) is usually obtained with application of both Markov and Born approximations [32]. Physically, the Born approximation implies weak coupling between the system and the reservoir $J_{s,r} \ll \epsilon$. Often [32] the Born approximation is introduced as $\hat{\mathcal{R}} = \hat{\mathcal{R}}_r \otimes \hat{\mathcal{R}}_s$. It can be easily seen that in the SPDM language the above becomes $\hat{\rho} = \hat{\rho}_r \oplus \hat{\rho}_s$. In our case the latter formula does not hold true [33] as it can be easily seen from Eq. (19). In fact, the zeroth order Born approximation emerges as

$$\hat{\rho}_\ell = \hat{\rho}_\ell^{(0)} \quad (30)$$

meaning that the reservoir's SPDM is not perturbed by the state of the system.

4. Born Approximation

Let us apply the Born approximation to Eq. (21) not involving the Markov approximation at the initial step. Substituting Eq. (30) into Eq. (21) and taking the limit $M \rightarrow \infty$ one finds

$$\hat{L}_\ell = \frac{\epsilon^2}{4} |\ell\rangle\langle\ell| \int_{-t}^0 d\tau e^{\frac{\gamma}{2}\tau} \left[\mathcal{J}_F(J_r\tau) \hat{\mathbb{I}}_s - \mathcal{J}_0(J_r\tau) \hat{\rho}_s(\tau+t) \right] \hat{U}_s(\tau), \quad (31)$$

where \mathcal{J}_0 is the zeroth order Bessel function of the first kind, $\hat{\mathbb{I}}_s$ the identity operator in the Wannier basis of the system, and

$$\mathcal{J}_F(J_r t) = \frac{1}{2\pi} \int_{-\pi}^{\pi} d\kappa \frac{e^{-iJ_r \cos(\kappa)t}}{e^{-\beta[J_r \cos(\kappa) + \mu]} + 1}. \quad (32)$$

Equation (31) together with Eq. (20) constitute the non-Markovian master equation in the Born approximation. Notice the key role of γ in Eq. (31); since the

Bessel function at large t decays as $1/\sqrt{t}$ the integral in Eq. (31) is only convergent with non-zero γ .

If the difference between the chemical potentials $\Delta\mu = \mu_1 - \mu_L$ is small in comparison to the \widehat{H}_s level spacing, the system's SPDM can be written as

$$\widehat{\rho}_s = \widehat{\rho}_s^{(0)} + \Delta\mu\widehat{\rho}_s^{(1)}. \quad (33)$$

Note that $\widehat{\rho}_s^{(0)}$ corresponds to equilibrium, and, thus, does not support a probability current. From Eq. (20) we have

$$\frac{\partial\widehat{\rho}_s^{(1)}}{\partial t} = -i[\widehat{H}_s, \widehat{\rho}_s^{(1)}] + \sum_{\ell=0,L} \left(\widehat{\Delta}_\ell + \widehat{\Delta}_\ell^\dagger \right). \quad (34)$$

At low temperatures, $\beta \gg J_r$ the Fermi-Dirac distribution is

$$\lim_{\beta \rightarrow \infty} n(E, \mu + \Delta\mu) = \theta(\mu - E) + \Delta\mu\delta(E - \mu), \quad (35)$$

where θ is the Heaviside theta. Thus, for the operators $\widehat{\Delta}_\ell$ one finds

$$\widehat{\Delta}_\ell = \frac{\epsilon^2}{4} |\ell\rangle\langle\ell| \int_{-t}^0 d\tau e^{\frac{\gamma\tau}{2}} \left[\frac{d(\mu)\delta_{1,\ell}}{M} e^{i\mu\tau\widehat{\mathbb{I}}_s} - \mathcal{J}_0(J_r\tau)\widehat{\rho}_s^{(1)}(\tau+t) \right] \widehat{U}_s(\tau), \quad (36)$$

where $d(\mu)$ is the M -site reservoir density of states

$$d(\mu) = \begin{cases} \frac{MJ_r}{\pi\sqrt{J_r^2 - \mu^2}} & \text{if } |J_r| > |\mu|, \\ 0 & \text{if } |J_r| < |\mu|. \end{cases} \quad (37)$$

Finally, let us find the stationary equation for the the matrix $\widehat{\rho}_s^{(1)}$. Using the eigenenergies E_m and eigenstates $|m\rangle$ of \widehat{H}_s

$$\begin{aligned} E_m &= -J \cos\left(\frac{\pi m}{L+1}\right), \quad m = 1, 2, \dots, L, \\ |m\rangle &= \sqrt{\frac{2}{L+1}} \sum_{\ell=1}^L \sin\left(\frac{\pi m\ell}{L+1}\right) |\ell\rangle. \end{aligned} \quad (38)$$

we write both $\widehat{\rho}_s^{(1)}$ and $\widehat{\mathbb{I}}_s$ as a series expansion

$$\begin{aligned} \widehat{\rho}_s^{(1)} &= \sum_{m,m'=1}^L \rho_{m,m'} |m\rangle\langle m'|, \\ \widehat{\mathbb{I}}_s &= \sum_{m=1}^L |m\rangle\langle m|. \end{aligned} \quad (39)$$

By substituting Eq. (39) into Eq. (34) we obtain

$$i \sum_{m,m'=1}^L \rho_{m,m'} (E_m - E_{m'}) |m\rangle\langle m'| = \sum_{\ell=1,L} \left[\widehat{\Delta}_\ell(t_\infty) + \widehat{\Delta}_\ell^\dagger(t_\infty) \right] \quad (40)$$

with

$$\widehat{\Delta}_\ell(t_\infty) = \frac{\epsilon^2}{4} |\ell\rangle\langle\ell| \left(\frac{J_r \delta_{1,\ell}}{\pi \sqrt{J_r^2 - \mu^2}} \sum_{m=1}^L \frac{i|m\rangle\langle m|}{E_m - \mu + i\frac{\gamma}{2}} - \sum_{m,m'=1}^L \frac{\rho_{m,m'} |m\rangle\langle m'|}{\sqrt{J_r^2 - (E_{m'} + i\frac{\gamma}{2})^2}} \right), \quad (41)$$

where we used

$$\int_{-t}^0 d\tau e^{(\frac{\gamma}{2} - iE_m)\tau} \mathcal{J}_0(J_r \tau) = \frac{1}{\sqrt{J_r^2 + (E_m + i\frac{\gamma}{2})^2}}. \quad (42)$$

Multiplying Eq. (40) by $\langle m|$ from the left and by $|m'\rangle$ from the right we find

$$i(E_m - E_{m'})\rho_{m,m'} = \frac{\epsilon^2}{4} \left(Q_{m,m'} - \sum_{\ell=1,L} \sum_{\bar{m},\bar{m}'=1}^L \mathbb{R}_{m,m',\bar{m},\bar{m}'}^{(\ell)} \rho_{\bar{m},\bar{m}'} \right), \quad (43)$$

where the source term $Q_{m,m'}$ and the Redfield relaxation tensor $\mathbb{R}_{m,m',\bar{m},\bar{m}'}^{(\ell)}$ are given by

$$Q_{m,m'} = \frac{J_r \langle m|1\rangle\langle 1|m'\rangle}{\pi \sqrt{J_r^2 - \mu^2}} \left(\frac{i}{E_{m'} - \mu + i\frac{\gamma}{2}} - \frac{i}{E_m - \mu - i\frac{\gamma}{2}} \right),$$

$$\mathbb{R}_{m,m',\bar{m},\bar{m}'}^{(\ell)} = \frac{\langle m|\ell\rangle\langle \bar{m}|\ell\rangle\delta_{\bar{m}',m'}}{\sqrt{J_r^2 - (E_{\bar{m}'} + i\frac{\gamma}{2})^2}} + \frac{\langle m'|\ell\rangle\langle \bar{m}'|\ell\rangle\delta_{\bar{m},m}}{\sqrt{J_r^2 - (E_{\bar{m}} - i\frac{\gamma}{2})^2}}. \quad (44)$$

5. Numerical Validation

Let us assume that the left reservoir is maintained at chemical potential $\mu + \Delta\mu$, while the right at μ . The other parameters of the reservoirs are the same if not stated otherwise. We are interested in the stationary current across the chain as the function of the chemical potential μ and the relaxation constant γ . We can calculate the current by using the following approaches:

(i) by straightforward numerical simulation of the system's dynamics according to Eqs. (11-13), which does not involve any approximation but is very time consuming;

(ii) by simulating the system dynamics on the basis of non-Markovian master equation, Eq. (20) and Eq. (31), which implies validity of the Born approximation, and $M \rightarrow \infty$;

(iii) by using the stationary Redfield equation Eq. (43), and Eq. (44), which also assumes low temperatures and the limit $\Delta\mu \rightarrow 0$; and

(iv) by applying the analytic solution Eq. (26) which, however, implies validity of the Markov approximation.

In Fig. 2 (a, b) we compare the probability currents obtained by using (i) and (ii). In Fig. 2 (a, b) one can see a good coincidence between the two approaches for μ spanning the whole propagation band of \widehat{H}_s in a broad range

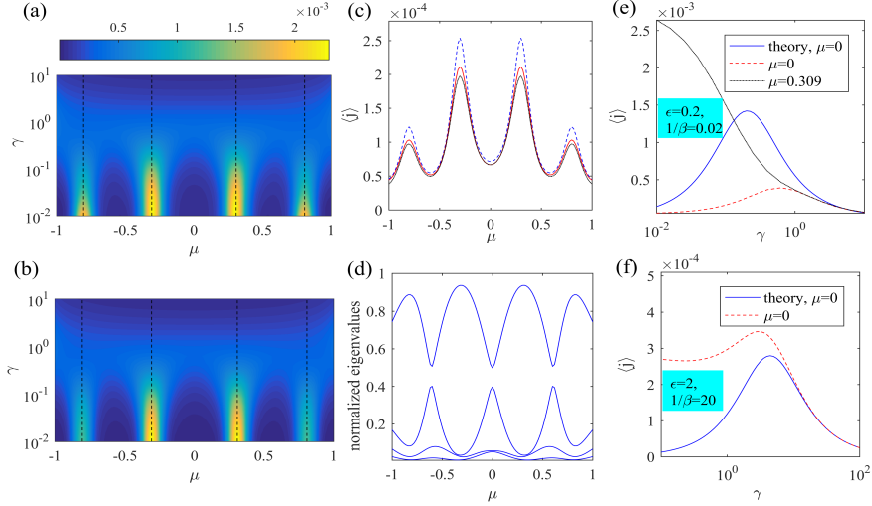


Figure 2: Quantum transport of Fermionic carriers, $L = 4$, $M = 80$, $J_s = 1$, $J_r = 1.1$. (a) The probability current versus γ and μ computed from numerical solution of Eqs. (11-13), $\Delta\mu = 0.1$, $1/\beta = 0.02$, $\epsilon = 0.2$. The vertical dash lines show the eigenvalues of \hat{H}_s . (b) Same as (a) but computed by numerically solving the non-Markovian master equation, Eq. (20) and Eq. (31). (c) The probability current against chemical potential with $1/\beta = 0.02$, $\epsilon = 0.2$, $\gamma = 0.2$, $\Delta\mu = 0.025$; dash-dot black line shows the data obtained from numerical solution of Eqs. (11-13), solid red line - from the non-Markovian master equation, Eq. (20) and Eq. (31), and dash blue line from the stationary Redfield equation Eq. (43), and Eq. (44). (d) Trace normalized eigenvalues of $\hat{\rho}_s^{(1)}$ for the same parameters as in (c). (e-f) The probability current against γ for $\Delta\mu = 0.1$; solid lines show theoretical result, Eq. (26), dashed and dotted lines - numerical solutions.

of γ . Importantly, at small γ we observed four resonant peaks coinciding with the positions of the eigenvalues of \hat{H}_s , which can be explained by the onset of resonant transport due to the coupling suppressed with small ϵ . This resonant picture resembles Landauer's conductivity in which the transport solution is the pure scattering state with the energy equal to the chemical potential [34]. The key to onset of the resonant transport is $\Delta\mu$ smaller than the spacing between the eigenstates of \hat{H}_s . On the other hand a small $\Delta\mu$ is difficult to handle with Eqs. (11-13) since $\Delta\mu$ must be much larger than the level spacing in the reservoirs which otherwise would exhibit discrete eigenenergies rather than the continuous density of states Eq. (37). In Fig. 2 (c) we, however, managed to achieve a reasonable coincidence between (i), (ii), and (iii), where the latter explicitly assumes infinite size reservoirs. In Fig. 2 (d) we plotted the trace-normalized eigenvalues of the transport state $\hat{\rho}_s^{(1)}$. One can see that despite the superficial resemblance to Landauer's conductance $\hat{\rho}_s^{(1)}$ only approaches a pure state near the resonant eigenvalues. Finally, in Figs. 2 (e, f) we compared the numerical data with the Markovian analytic solution (iv). As expected Eq. (26) is only valid at large γ . One can see from Fig. 2 (e, f) that the Markovian solution is incapable of describing the resonant transport at small γ . Notice

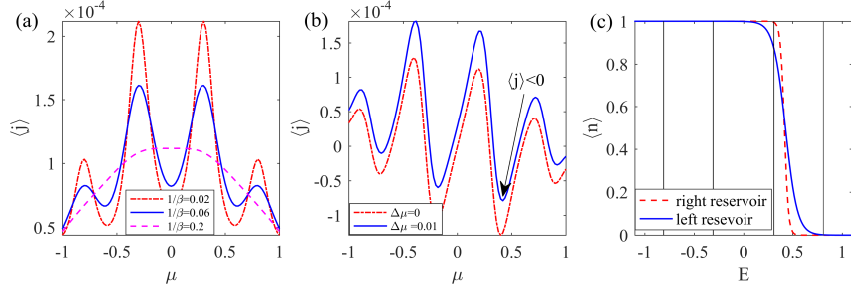


Figure 3: Temperature effect on transport, $L = 4$, $M = 80$, $J_s = 1$, $J_r = 1.1$, $\gamma = 0.2$, $\epsilon = 0.2$. (a) The effect of increasing temperature in both reservoirs, $\Delta\mu = 0.025$. (b) The effect of different temperatures; temperature in the left reservoir $1/\beta = 0.06$, temperature in the right reservoir $1/\beta = 0.02$. (c) Fermi-Dirac distributions in the reservoirs for subplot (b) with $\mu = 0.42$ and $\Delta\mu = 0.01$. Vertical black lines show the eigenvalues of \hat{H}_s .

that Eq. (26) is only plotted for $\mu = 0$ since for $\mu = 0.309$ the plots are almost identical. As it is seen from Fig. 2 (f), it is possible to approach the maximum of Eq. (26) by increasing ϵ and $1/\beta$, but the Markov approximation unavoidably breaks down at $\gamma \approx J_{r,s}$.

Let us now examine the effect of temperature on quantum transport in more detail. In Fig. 3 (a) we show the dependance of the current on the chemical potentials for three different temperatures for a fixed $\Delta\mu$. One can see in Fig. 3 (a) that the temperature increase eliminates the resonant transport. This effect could be easily understood by smoothing of the Fermi distribution at larger temperature so that a significant difference between the Fermi functions of the reservoirs occurs at a broader range of energies. In Fig. 3 (b) we present the data for the case of temperature increase only in the left reservoir. Notice that even with a larger chemical potential of the left reservoir $\Delta\mu = 0.01$ one can observe a flow of particles from the right to the left $\langle j \rangle < 0$ at $\mu = 0.42$. To understand this effect in Fig. 3 (c) we plotted the Fermi-Dirac distributions in both reservoirs superposed with the eigenvalues of \hat{H}_s . One can see that all but the third eigenvalue occur at the points where the populations are almost equal. The third eigenvalue, though, occurs in the point where the population in the right reservoir is larger leading to enhancement of the resonant transport from the right to the left.

6. Summary

In summary, we analyzed a fermionic model that allows for elementary derivation of transport master equation which can be solved analytically in the Markov approximation. In the Born approximation we have derived a non-Markovian master equation for quantum transport of fermionic carriers in the Redfield form. The equation obtained is shown to predict the effect of resonant transport which can not be accounted for by the exact Markovian solution. A

similar phenomenon of resonant excitation transfer has been recently predicted in [35] in the set-up consisting of a block of sender sites, each hosting one excitation, weakly coupled to a quantum tight-binding wire at one edge with the block of receiver sites weakly coupled at the opposite edge. Here we have demonstrated the effect of resonant transport with thermalized sender and receiver. Two ingredients are essential for the correct derivation of the non-Markovian master equation. First, the explicit account of the relaxation rate in the microscopic model of the reservoir. The reservoir relaxation rate is found to be of key importance to ensure convergence of the memory integral and onset of the resonant transport. The second ingredient is the account of correlations between the state of the reservoir and the state of the system. Such correlations do not allow to write the total density matrix as the tensor product of the density matrices of the reservoir and the system, but, nonetheless, do not invalidate the Born approximation at weak couplings. We speculate that the above conclusion can be applied to quite arbitrary set-ups of reservoir-coupled conductors. The benefit of the set-up considered, though, is the simplicity of derivation that paves a way to generalizing the results for interparticle interactions in the system.

We acknowledge financial support from Russian Science Foundation through Grant No. 19-12-00167.

References

References

- [1] Y. Dubi and M. Di Ventra. Fourier’s law: Insight from a simple derivation. *Physical Review E*, 79(4):042101, apr 2009.
- [2] M. Žnidarič. Exact solution for a diffusive nonequilibrium steady state of an open quantum chain. *Journal of Statistical Mechanics: Theory and Experiment*, 2010(05):L05002, may 2010.
- [3] M. Bruderer and W. Belzig. Mesoscopic transport of fermions through an engineered optical lattice connecting two reservoirs. *Physical Review A*, 85(1):013623, jan 2012.
- [4] A. Ivanov, G. Kordas, A. Komnik, and S. Wimberger. Bosonic transport through a chain of quantum dots. *The European Physical Journal B*, 86(8):345, 2013.
- [5] C. Nietner, G. Schaller, and T. Brandes. Transport with ultracold atoms at constant density. *Physical Review A*, 89(1):013605, jan 2014.
- [6] T. Prosen. Exact nonequilibrium steady state of an open Hubbard chain. *Physical Review Letters*, 112(3):030603, 2014.
- [7] D.P. Simpson, D.M. Gangardt, I.V. Lerner, and P. Krüger. One-dimensional transport of bosons between weakly linked reservoirs. *Physical Review Letters*, 112(10):100601, mar 2014.

- [8] G. Kordas, D. Witthaut, and S. Wimberger. Non-equilibrium dynamics in dissipative Bose-Hubbard chains. *Annalen der Physik*, 527(9-10):619–628, jan 2015.
- [9] M. Žnidarič. Relaxation times of dissipative many-body quantum systems. *Physical Review E*, 92(4):042143, oct 2015.
- [10] B. Buča and T. Prosen. Charge and spin current statistics of the open Hubbard model with weak coupling to the environment. *Physical Review E*, 95(5):052141, may 2017.
- [11] K. Khani, E. Neri, L. Galantucci, F. Scazza, A. Burchianti, K.-L. Lee, C. F. Barenghi, A. Trombettoni, M. Inguscio, M. Zaccanti, G. Roati, and N. P. Proukakis. Critical transport and vortex dynamics in a thin atomic Josephson junction. *Physical Review Letters*, 124(4):045301, jan 2020.
- [12] A. A. Zozulya and D. Z. Anderson. Principles of an atomtronic battery. *Physical Review A*, 88(4):043641, oct 2013.
- [13] S. C. Caliga, C. J. E. Straatsma, and D. Z. Anderson. Experimental demonstration of an atomtronic battery. *New Journal of Physics*, 19(1):013036, jan 2017.
- [14] J.-P. Brantut, J. Meineke, D. Stadler, S. Krinner, and T. Esslinger. Conduction of ultracold fermions through a mesoscopic channel. *Science*, 337(6098):1069–1071, aug 2012.
- [15] R. Labouvie, B. Santra, S. Heun, S. Wimberger, and H. Ott. Negative differential conductivity in an interacting quantum gas. *Physical Review Letters*, 115(5):050601, 2015.
- [16] M. Lebrat, P. Grišins, D. Husmann, S. Häusler, L. Corman, T. Giamarchi, J.-P. Brantut, and T. Esslinger. Band and correlated insulators of cold fermions in a mesoscopic lattice. *Physical Review X*, 8(1):011053, 2018.
- [17] Yu. V. Pershin, Y. Dubi, and M. Di Ventra. Effective single-particle order- n scheme for the dynamics of open noninteracting many-body systems. *Physical Review B*, 78(5), aug 2008.
- [18] R. A. Pepino, J. Cooper, D. Meiser, D. Z. Anderson, and M. J. Holland. Open quantum systems approach to atomtronics. *Physical Review A*, 82(1):013640, jul 2010.
- [19] A. J. Daley. Quantum trajectories and open many-body quantum systems. *Advances in Physics*, 63(2):77–149, mar 2014.
- [20] G. T. Landi, D. Poletti, and G. Schaller. Non-equilibrium boundary driven quantum systems: models, methods and properties. *arXiv preprint arXiv:2104.14350*, 2021.

- [21] X. Xu, J. Thingna, and J.-S. Wang. Finite coupling effects in double quantum dots near equilibrium. *Physical Review B*, 95(3):035428, jan 2017.
- [22] A. R. Kolovsky, Z. Denis, and S. Wimberger. Landauer-Büttiker equation for bosonic carriers. *Physical Review A*, 98(4):043623, 2018.
- [23] L. Diósi, N. Gisin, and W. T. Strunz. Non-Markovian quantum state diffusion. *Physical Review A*, 58(3):1699–1712, sep 1998.
- [24] X. Zhao, W. Shi, L.-A. Wu, and T. Yu. Fermionic stochastic schrödinger equation and master equation: An open-system model. *Physical Review A*, 86(3):032116, sep 2012.
- [25] M. Chen and J. Q. You. Non-Markovian quantum state diffusion for an open quantum system in fermionic environments. *Physical Review A*, 87(5):052108, may 2013.
- [26] D. Suess, W. T. Strunz, and A. Eisfeld. Hierarchical equations for open system dynamics in fermionic and bosonic environments. *Journal of Statistical Physics*, 159(6):1408–1423, mar 2015.
- [27] A. R. Kolovsky. Open Fermi-Hubbard model: Landauer’s versus master equation approaches. *Physical Review B*, 102(17):174310, nov 2020.
- [28] A.R. Kolovsky and D.N. Maksimov. Resonant transmission of fermionic carriers: Comparison between solid-state physics and quantum optics approaches. *Physical Review B*, 104(11):115115, 2021.
- [29] Y. Dubi and M. Di Ventra. Thermoelectric effects in nanoscale junctions. *Nano Letters*, 9(1):97–101, jan 2009.
- [30] S. Ajisaka, F. Barra, C. Mejía-Monasterio, and T. Prosen. Nonequilibrium particle and energy currents in quantum chains connected to mesoscopic Fermi reservoirs. *Physical Review B*, 86(12), sep 2012.
- [31] A. Nazir and G. Schaller. The reaction coordinate mapping in quantum thermodynamics. In *Thermodynamics in the Quantum Regime*, pages 551–577. Springer, 2018.
- [32] H.-P. Breuer and F. Petruccione. *Theory of Open Quantum Systems*. Oxford University Press, Oxford, 2002.
- [33] A. R. Kolovsky. Quantum entanglement and the Born-Markov approximation for an open quantum system. *Physical Review E*, 101(6):062116, jun 2020.
- [34] S. Datta. *Electronic transport in mesoscopic systems*. Cambridge university press, 1997.
- [35] W. J. Chetcuti, C. Sanavio, S. Lorenzo, and T. J. G. Apollaro. Perturbative many-body transfer. *New Journal of Physics*, 22(3):033030, mar 2020.

Appendix A.

In Eq. (21) and Eq. (22) of the main text we arrived at the following equation for the system's SPDM

$$\begin{aligned}\frac{\partial \hat{\rho}_s}{\partial t} &= -i[\hat{H}_s, \hat{\rho}_s] + \sum_{\ell=1,L} \left(\hat{L}_\ell + \hat{L}_\ell^\dagger \right), \\ \hat{L}_\ell &= \epsilon^2 \int_{-t}^0 d\tau e^{\frac{\gamma}{2}\tau} \hat{V}_\ell^\dagger \hat{U}_r^\dagger(t) \left[\hat{\rho}_\ell(\tau+t) \hat{V}_\ell - \hat{V}_\ell \hat{\rho}_s(\tau+t) \right] \hat{U}_s(t).\end{aligned}\quad (\text{Appendix A.1})$$

In the similar fashion Eq. (18) and Eq. (19) of the main text can be resolved to

$$\begin{aligned}\frac{\partial \hat{\rho}_\ell}{\partial t} &= -i[\hat{H}_r, \hat{\rho}_\ell] + \hat{K}_\ell + \hat{K}_\ell^\dagger + \gamma(\hat{\rho}_\ell^{(0)} - \hat{\rho}_\ell), \\ \hat{K}_\ell &= \epsilon^2 \int_{-t}^0 d\tau e^{\frac{\gamma}{2}\tau} \hat{U}_r^\dagger(t) \left[\hat{V}_\ell \hat{\rho}_s(\tau+t) - \hat{\rho}_\ell(\tau+t) \hat{V}_\ell \right] \hat{U}_s(t) \hat{V}_\ell^\dagger, \\ \hat{\rho}_\ell^{(0)} &= \sum_{\nu=1}^M \frac{|\nu\rangle\langle\nu|}{e^{-\beta[J_r \cos(k_\nu) + \mu]} + 1},\end{aligned}\quad (\text{Appendix A.2})$$

where subscript ℓ specifies the reservoir's connection site. Together Eq. (Appendix A.1) and Eq. (Appendix A.2) constitute a set of tree integro-differential equations for $\hat{\rho}_s$ and $\hat{\rho}_\ell$ with $\ell = 1, L$.

The Markov approximation consists of assuming no memory in integrals in Eq. (Appendix A.1) and Eq. (Appendix A.2). It can be applied under two assumptions:

- $\gamma \gg J_r, J_s$; i.e. the reservoirs' relaxation rate is much greater than the characteristic dynamic time-scales due to the evolution operators $\hat{U}_{s,r}(t)$ of both reservoirs and system.
- The reservoirs and the system are near stationary. Thus, $\hat{\rho}_s$ and $\hat{\rho}_\ell$ are slow varying on the scale $1/\gamma$.

The memory effect can be removed by applying

$$\int_{-t}^0 d\tau e^{\frac{\gamma}{2}\tau} \hat{A}(\tau+t) = \frac{2}{\gamma} \hat{A}(t) \quad (\text{Appendix A.3})$$

where $\hat{A}(t)$ is any operator quantity slow varying on the scale $1/\gamma$. Under the Markov approximation one finds

$$\begin{aligned}\hat{L}_\ell^\dagger &= 2 \frac{\epsilon^2}{\gamma} \hat{V}_\ell^\dagger \left(\hat{\rho}_\ell \hat{V}_\ell - \hat{V}_\ell \hat{\rho}_s \right), \\ \hat{K}_\ell^\dagger &= 2 \frac{\epsilon^2}{\gamma} \left(\hat{V}_\ell \hat{\rho}_s - \hat{\rho}_\ell \hat{V}_\ell \right) \hat{V}_\ell^\dagger.\end{aligned}\quad (\text{Appendix A.4})$$

Substituting the above into the first line Eq. (Appendix A.1) one finds

$$\frac{\partial \hat{\rho}_\ell}{\partial t} = -i[\hat{H}_r, \hat{\rho}_\ell] + \gamma(\hat{\rho}_\ell^{(0)} - \hat{\rho}_\ell) - \frac{2\epsilon^2}{\gamma} \left(\{\hat{V}_\ell \hat{V}_\ell^\dagger, \hat{\rho}_\ell\} - 2\hat{V}_\ell \hat{\rho}_s \hat{V}_\ell^\dagger \right), \quad (\text{Appendix A.5})$$

where $\{\dots, \dots\}$ designates the anticommutator. With the initial condition $\hat{\rho}_\ell(0) = 0$ and $J_r \ll \gamma$ the solution of Eq. (Appendix A.5) reads

$$\hat{\rho}_\ell = \int_{-t}^0 d\tau \hat{F}(\tau) \left[\gamma \hat{\rho}_\ell^{(0)} + 4 \frac{\epsilon^2}{\gamma} \hat{V}_\ell \hat{\rho}_s(\tau+t) \hat{V}_\ell^\dagger \right] \hat{F}(\tau), \quad (\text{Appendix A.6})$$

where

$$\hat{F}(t) = e^{2\frac{\epsilon^2}{\gamma} \hat{V}_\ell \hat{V}_\ell^\dagger t}. \quad (\text{Appendix A.7})$$

Notice that the initial condition $\hat{\rho}_\ell(0) = 0$ is far from the thermodynamic equilibrium which seemingly contradicts our initial assumptions. Yet, for large times $t \gg 1/\gamma$, when the equilibrium in the isolated reservoirs is settled, the initial condition for the operator \hat{K}_ℓ in Eq. (Appendix A.2) becomes irrelevant with all deviations from the equilibrium due to the coupling with the system that is accounted for exactly in both Eq. (Appendix A.5) and Eq. (Appendix A.6). By using the definition of the coupling operator

$$\hat{V}_\ell = -\frac{1}{2\sqrt{M}} \sum_{\nu=1}^M |\nu\rangle \langle \ell|. \quad (\text{Appendix A.8})$$

one finds

$$\hat{F}(t) = \hat{\mathbb{I}}_r + \frac{e^{\frac{\epsilon^2}{2\gamma} t} - 1}{M} \sum_{\nu, \nu'=1}^M |\nu\rangle \langle \nu'|. \quad (\text{Appendix A.9})$$

Now the quantity $\hat{V}_\ell^\dagger \hat{\rho}_\ell \hat{V}_\ell$ that has emerged in Eq. (Appendix A.4) can be written as

$$\hat{V}_\ell^\dagger \hat{\rho}_\ell \hat{V}_\ell = \int_{-t}^0 d\tau \frac{e^{\frac{\gamma^2 + 2\epsilon^2}{\gamma} \tau}}{4} \left[\gamma \bar{n}_\ell + \frac{\epsilon^2}{\gamma} \langle \ell | \hat{\rho}_s(\tau+t) | \ell \rangle \right] |\ell\rangle \langle \ell|, \quad (\text{Appendix A.10})$$

where \bar{n}_ℓ is the mean population of each site of the reservoir at the ℓ_{th} site in the absence of coupling $\epsilon=0$

$$\bar{n}_\ell = \frac{1}{M} \sum_{\nu=1}^M \frac{1}{e^{-\beta[J_r \cos(k_\nu) + \mu]} + 1}. \quad (\text{Appendix A.11})$$

Assuming no memory again one rewrites Eq. (Appendix A.10) as

$$\hat{V}_\ell^\dagger \hat{\rho}_\ell \hat{V}_\ell = \frac{1}{4} \left(\frac{\gamma^2 \bar{n}_\ell}{\gamma^2 + \epsilon^2} + \frac{\epsilon^2}{\gamma^2 + \epsilon^2} \langle \ell | \hat{\rho}_s | \ell \rangle \right) |\ell\rangle \langle \ell|. \quad (\text{Appendix A.12})$$

Finally, by combining Eqs. (Appendix A.1, Appendix A.4, Appendix A.12) we arrive at the Markovian master equation for the system's SPDM

$$\begin{aligned} \frac{\partial \hat{\rho}_s}{\partial t} &= -i[\hat{H}_s, \hat{\rho}_s] - \frac{\epsilon^2}{2\gamma} \sum_{\ell=1,L} \{|\ell\rangle\langle\ell|, \hat{\rho}_s\} \\ &+ \frac{\epsilon^2}{\gamma} \sum_{\ell=1,L} \left(\frac{\gamma^2 \bar{n}_\ell}{\gamma^2 + \epsilon^2} + \frac{\epsilon^2}{\gamma^2 + \epsilon^2} \langle\ell|\hat{\rho}_s|\ell\rangle \right) |\ell\rangle\langle\ell|. \end{aligned} \quad (\text{Appendix A.13})$$