

Counter-rotating spiral, zigzag, and 120° orders from coupled-chain analysis of Kitaev-Gamma-Heisenberg model, and relations to honeycomb iridates

Wang Yang,¹ Alberto Nocera,¹ Chao Xu,² Hae-Young Kee,^{3,4} and Ian Affleck¹

¹*Department of Physics and Astronomy and Stewart Blusson Quantum Matter Institute, University of British Columbia, Vancouver, B.C., Canada, V6T 1Z1*

²*Kavli Institute for Theoretical Sciences, University of Chinese Academy of Sciences, Beijing 100190, China*

³*Department of Physics, University of Toronto, Toronto, Ontario M5S 1A7, Canada*

⁴*Canadian Institute for Advanced Research, CIFAR Program in Quantum Materials, Toronto, Ontario M5G 1M1, Canada*

We study the nearest neighboring spin-1/2 Kitaev-Heisenberg-Gamma ($KJ\Gamma$) model on the honeycomb lattice in the parameter region of ferromagnetic (FM) Kitaev and antiferromagnetic (AFM) Heisenberg couplings relevant for honeycomb iridates, using a coupled-chain analysis. Starting from the gapless Luttinger liquid phase of a decoupled $KJ\Gamma$ chain, the inter-chain interactions in the two-dimensional model is treated within a self-consistent mean field approach based on the Luttinger liquid theory. In the FM Gamma region, our analysis recovers the reported 120° magnetic order, previously obtained by classical analysis and exact diagonalization method. On the other hand, new physics is revealed in the AFM Gamma region, where three magnetic orders are found, including 120° , commensurate counter-rotating spiral, and zigzag orders. Interestingly, the two first order phase transition lines separating these three magnetic orders merge at a single point at $K = -2\Gamma$ and $J = 0$, which is predicted to be a quantum critical point. The current theory captures the experimentally observed counter-rotating spiral order in α -Li₂IrO₃ and the zigzag order in Na₂IrO₃, thereby indicating that the spin-1/2 $KJ\Gamma$ model may serve as a minimal model for honeycomb iridates. Limitations of the mean field theory presented in this work and the $J \rightarrow 0$ regime are also discussed.

I. INTRODUCTION

The Kitaev spin-1/2 model on the honeycomb lattice is an exactly solvable spin model with bond-dependent Ising interactions [1]. The braiding statistics of the fractionalized excitations emerging from this model can be used for realizing topological quantum computations [1, 2]. For this reason, material realizations of the Kitaev model have attracted intense research attentions in the past decade [3–6] on both theoretical and experimental sides [7–53]. Honeycomb iridates are a class of Kitaev materials, including Na₂IrO₃ [9] and α -Li₂IrO₃ [54] among others. So far, the proposed candidate materials are experimentally observed to be magnetically ordered at sufficiently low temperatures. For example, zigzag magnetic order has been found in Na₂IrO₃ [10, 14, 15], whereas α -Li₂IrO₃ has a counter-rotating spiral order [35]. Hence, one of the central questions in the field of Kitaev materials is to understand why different magnetic orders appear in these materials [11, 13, 18, 26, 27, 32].

On the theory side, a variety of generalized Kitaev spin models have been used to model and analyze Kitaev materials, which contain interactions beyond the pure Kitaev coupling [7, 8, 21, 25, 44]. These additional interactions arise from exchange processes among the spin-orbit coupled orbitals in the underlying lattices, and are natural from a symmetry point of view, since in principle, any interaction compatible with the lattice symmetries is inevitable in real materials. The simplest generalized Kitaev spin models are those which only contain interactions up to the nearest neighboring level. The minimal model compatible with the lattice symmetries and having only nearest neighboring interactions is the Kitaev-

Heisenberg-Gamma ($KJ\Gamma$) model [21], which in addition to the Kitaev and Heisenberg couplings, contains an off-diagonal symmetric Gamma term. In the Kitaev candidate materials, theories and experiments have established the facts that the Kitaev interaction is ferromagnetic (FM). In a recent work of Ref. [53], it has been proposed that while Gamma is antiferromagnetic (AFM), the Heisenberg coupling in the α -Li₂IrO₃ material is AFM in nature, different from another candidate α -RuCl₃ with FM Heisenberg interaction.

The determination of models and parameters for real Kitaev materials has been a challenge in the community, and one approach was taken from investigating the corresponding quasi-one-dimensional (1D) models [55–71], which may give insights into the two-dimensional (2D) limit. Unlike the typical theoretical difficulties in 2D, 1D has the advantage that there are many powerful analytical and numerical methods [72–81]. Besides providing hints for 2D, 1D generalized Kitaev models are interesting on their own, since they contain rich strongly correlated physics, including emergent conformal symmetry [61, 71], nonlocal string orders [59, 67], and magnetic orders which break exotic nonsymmorphic symmetries [61–64].

In this work, we focus on the experimentally relevant parameter region of FM Kitaev, AFM Gamma and AFM Heisenberg couplings of the spin-1/2 $KJ\Gamma$ model on the honeycomb lattice, and study both signs of the Gamma interaction. While our interest is in the AFM Gamma region, we will also present FM Gamma to make proper comparisons. The strategy is to take the Luttinger liquid phase in a decoupled spin-1/2 $KJ\Gamma$ chain [62] as the starting point, and consider a system of weakly cou-

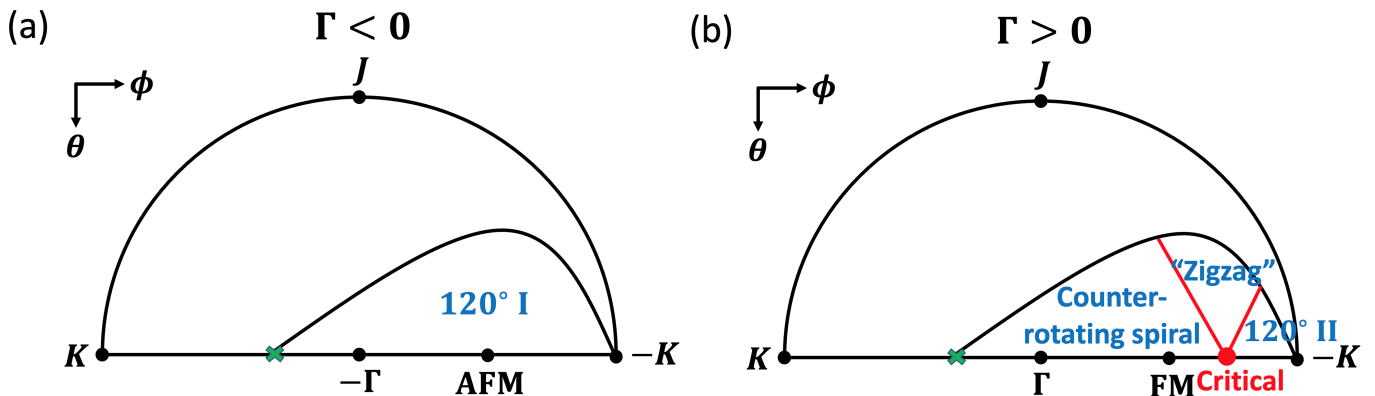


FIG. 1: Schematic plot of the phase diagram of the anisotropic spin-1/2 Kitaev-Heisenberg-Gamma model on the 2D honeycomb lattice in the region (a) $K < 0$, $\Gamma < 0$, $J > 0$, (b) $K < 0$, $\Gamma > 0$, $J > 0$. By assuming an absence of phase transition from the anisotropic to isotropic cases, the results can be applied to the isotropic spin-1/2 Kitaev-Heisenberg-Gamma model as well. In (a,b), the parametrization is $J = \cos(\theta)$, $K = \sin(\theta) \cos(\phi)$, $\Gamma = \sin(\theta) \sin(\phi)$; the AFM and FM points have hidden $SU(2)$ symmetries revealed by the six-sublattice rotation [31]. In (b), a quotation is put on “zigzag” since this phase arises from a subdominant channel of instability (see Sec. VD for detailed discussions); the phase transition lines represented by the two red lines are first order phase transitions; the two red lines merge to a single point $K = -2\Gamma$ on the equator (i.e., $J = 0$), which is predicted to be a quantum critical point.

pled chains on the honeycomb lattice, which form an anisotropic $KJ\Gamma$ model where the inter-chain interactions can be treated in a self-consistent mean field approach. The obtained phase diagram may be applied to the isotropic $KJ\Gamma$ model by assuming an absence of phase transition from weak to intermediate inter-chain interactions, which is worth for further numerical tests.

Next we describe the main results in this work. In the FM Gamma region, we find a 120° magnetic order named as “ 120° I” in Fig. 1 (a) with spin textures plotted in Fig. 2 (a), which are consistent with the findings in Ref. [21]. More interestingly, in the AFM Gamma region as shown in Fig. 1 (b), our coupled-chain analysis reveals three distinct types of magnetic orders, including a 120° order named as “ 120° II” in Fig. 1 (b) (see Fig. 2 (a) for spin textures), a commensurate counter-rotating spiral order (see Fig. 2 (b)), and a zigzag order (see Fig. 2 (c)).

In Fig. 1 (b), a quotation is put on the zigzag order since it arises from a subdominant channel of instability in the 1D Luttinger liquid theory, in contrast to the other two orders which originate from dominant ones. As a result of sub-dominance, the zigzag order only arises when the instability in the dominant channel becomes very weak, or some other small interactions such as FM Γ' interaction [28] may support the zigzag order. We note that our analysis may not be applicable to the 2D Kitaev-Gamma model (i.e., $J = 0$) and the small J limit, since the dominant and sub-dominant channels become degenerate or nearly degenerate in those cases. The $J \rightarrow 0$ regime may require an independent study which is worth for future considerations. Despite this, we will frequently take the small J limit in analyzing the magnetic orders to gain better understanding of the structure of the patterns.

The counter-rotating spiral order appearing in the

AFM Gamma region has the same magnetic ordering as the one observed in experiments in the α - Li_2IrO_3 material, except that the wavevector in experiments is found to be slightly incommensurate (about 3% away from commensuration). Based on detailed analysis of the exchange processes, Ref. [53] has proposed that the nearest neighboring interactions K , J , Γ in α - Li_2IrO_3 satisfy $K < 0$, $J > 0$, $\Gamma > 0$, which is the parameter region where the counter-rotating spiral order in Fig. 1 (b) appears. In addition, the zigzag order in the AFM Gamma region is also consistent with the experimentally observed pattern in Na_2IrO_3 . By assuming that the relations $K < 0$, $J > 0$, $\Gamma > 0$ also hold for Na_2IrO_3 , the zigzag order in Fig. 1 (b) shares the same parameter region as the Na_2IrO_3 material. Furthermore, the use of an anisotropic version of the generalized Kitaev models to model these two materials can be justified, since the monoclinic lattice structures in Na_2IrO_3 and α - Li_2IrO_3 lead to anisotropies in the bond strengths [9, 19, 32, 33]. The above reasonings imply that our results are potentially able to capture both the counter-rotating spiral order in α - Li_2IrO_3 and the zigzag order in Na_2IrO_3 , thereby indicating that the nearest neighboring spin-1/2 $KJ\Gamma$ model may be taken as a unified minimal model describing both α - Li_2IrO_3 and Na_2IrO_3 materials.

It is worth to mention that while the coupled-chain analysis predicts two first order phase transition lines separating the zigzag order from the 120° and counter-rotating spiral orders in the AFM Gamma region (shown by the two red lines in Fig. 1 (b)), these two lines are predicted to merge at a single quantum critical point at $K = -2\Gamma$, $J = 0$ as shown by the red solid circle in Fig. 1 (b). Therefore, the $K = -2\Gamma < 0$ point in the Kitaev-Gamma model is a continuous phase transition point where several distinct magnetically ordered

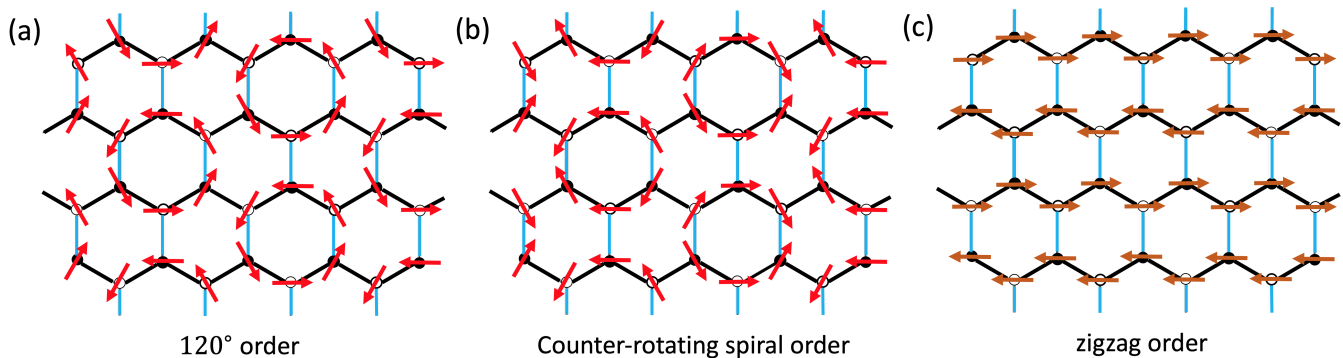


FIG. 2: Spin ordering patterns of (a) 120° magnetic order, (b) counter-rotating spiral order, and (c) zigzag order. For the 120° order in (a), the red arrows represent spin directions in the spin space, which are approximately coplanar, locating within the plane whose normal direction is along the $(1, 1, 1)$ - and $(1, 1, -1)$ -directions in the small J limit for the “ 120° I” phase in Fig. 1 (a) and “ 120° II” phase in Fig. 1 (b), respectively. For the counter-rotating spiral order in (b), the red arrows represent spin directions in the spin space, which are approximately coplanar, locating within the plane whose normal direction is along the $(1, 1, -1)$ -direction in the small J limit. For the zigzag order in (c), the brown arrows represent spin directions in the spin space, which are approximately pointing along the $(1, 1, -1)$ -direction in the small J limit. In (a,b,c), the blue and black links represent the weak and strong bonds, respectively, where the bond pattern is shown in Fig. 3; the black (white) circles represent the sites in the A (B) sublattice of the honeycomb lattice; the spin orientations are only approximate since there are corrections due to the bosonization coefficients σ_C , δ_C , ρ_C ; the $(1, 1, 1)$ - or $(1, 1, -1)$ -directions can be changed when J becomes large.

phases meet, though the possibility of an extended disordered phase in the 2D Kitaev-Gamma model cannot be excluded according to previous works [42, 46, 47, 51].

Finally, we note that besides the 2D analysis in terms of coupled chains, our work also contains a detailed study on the nonsymmorphic Luttinger liquid behaviors of a single chain, which lays the foundation for the coupled-chain analysis. A single KJT chain has an intricate nonsymmorphic symmetry group structure, most easily formulated after a six-sublattice rotation [62]. In this work, the abelian bosonization formulas for the lattice spin operators are proposed, which break the emergent $U(1)$ symmetry at low energies and only respects the exact nonsymmorphic symmetries of the model. These nonsymmorphic abelian bosonization formulas contain ten parameters, which are useful to determine the spin textures in 2D magnetically ordered phases and turn out to be crucial to explain experiments. The analytical predictions for the chain are supported by our large-scale density matrix renormalization group (DMRG) numerical simulations.

The rest of the paper is organized as follows. In Sec. II, the model Hamiltonian is introduced. Sec. III includes a detailed analysis of the Luttinger liquid theory in a decoupled single chain. In Sec. IV, the coupled-chain analysis is applied to the FM Gamma region, which reveals a 120° order. Sec. V is devoted to analyzing the AFM Gamma region, where the 120° , counter-rotating spiral, and zigzag orders are found, and the quantum critical point is discussed. In Sec. VI, possible relations to the counter-rotating spiral order observed in α - Li_2IrO_3 and the zigzag order in Na_2IrO_3 are discussed. In Sec. VII, we briefly summarize the main results of the paper.

II. MODEL HAMILTONIAN

In this section, we give the Hamiltonian studied in this work, and briefly describe the obtained phase diagram.

A. Hamiltonian of anisotropic spin-1/2 KJT model

We consider an anisotropic spin-1/2 Kitaev-Heisenberg-Gamma (KJT) model on the honeycomb lattice shown in Fig. 3, in which each link is associated with a spin direction denoted by γ where $\gamma = x, y, z$. The interaction between two nearest neighboring sites i, j connected by a link of bond type γ is

$$K_\gamma S_i^\gamma S_j^\gamma + J_\gamma \vec{S}_i \cdot \vec{S}_j + \Gamma_\gamma (S_i^\alpha S_j^\beta + S_i^\beta S_j^\alpha), \quad (1)$$

in which γ is the spin direction associated with the γ bond in Fig. 3; $\alpha \neq \beta$ are the two remaining spin directions other than γ ; K_γ , J_γ , and Γ_γ are the Kitaev, Heisenberg, and Gamma couplings on the bond γ , respectively, given by

$$K_x = K_y = K, \quad J_x = J_y = J, \quad \Gamma_x = \Gamma_y = \Gamma, \quad (2)$$

and

$$K_z = \alpha_z K, \quad J_z = \alpha_z J, \quad \Gamma_z = \alpha_z \Gamma, \quad (3)$$

where α_z is the anisotropy parameter.

In this work, we consider the parameter region satisfying $K < 0$, $J > 0$, with both positive and negative signs of Γ . Since it is known that there are real Kitaev materials in which K is FM and J is AFM, the chosen parameter region is relevant to real situations. For the

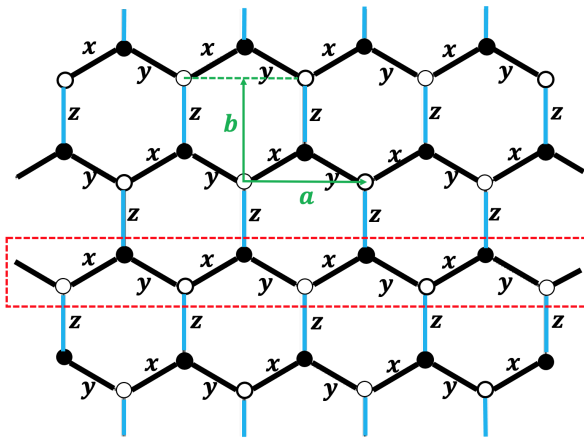


FIG. 3: Anisotropic KJT model on the honeycomb lattice. The black and blue links represent the strong and weak bonds, respectively. The green arrows represent a set of mutually perpendicular vectors spanning a unit cell of the honeycomb lattice. The black (white) circles represent the sites in the A (B) sublattice of the honeycomb lattice

anisotropy parameter α_z , we assume $0 \leq \alpha_z \leq 1$ throughout this work, which corresponds to an anisotropic system where the z -bonds are the weak bonds. The Hamiltonian in Eq. (1) describes the isotropic KJT model when $\alpha_z = 1$, whereas it represents a system of decoupled 1D KJT chains when $\alpha_z = 0$.

We will study the small α_z limit, corresponding to a system of weakly coupled chains on the honeycomb lattice. The strategy is to take the decoupled chains as the unperturbed system and treat the inter-chain interaction as a perturbation. By assuming an absence of phase transition from small α_z to $\alpha_z = 1$, the results can be used to understand the phase diagram of the isotropic 2D spin-1/2 KJT model as well.

B. Brief description of the phase diagram

Here we give a brief description of the phase diagram in the $K < 0, J > 0$ region obtained in this work. As shown in Fig. 1 (a,b), the 120° magnetic orders appear in both the FM and AFM Gamma regions, which has a vortex-like magnetic structure shown in Fig. 2 (a). However, the 120° orders in the two regions are distinct in nature: the spins in the “ 120° I” phase in Fig. 1 (a) lie in a plane perpendicular to the $(1, 1, 1)$ -direction in the small J limit, whereas the normal direction of the common plane shared by the spins in the “ 120° II” phase in Fig. 1 (b) is along the $(1, 1, -1)$ -direction in the small J limit. The characteristic feature of the 120° order is that in both A and B sublattices of the honeycomb lattice, the nearest neighboring spins (which are next-nearest neighbors in the honeycomb lattice) are at relative 120° angles, which is the origin of the name “ 120° order” [21].

On the other hand, the counter-rotating spiral order

only appears in the AFM Gamma region as shown in Fig. 1 (b). The spin orientations are plotted in Fig. 2 (b), which does not exhibit a vortex structure. The characteristic feature of the counter-rotating spiral order is that within each zigzag chain formed by the black bonds in Fig. 2 (b), the spins rotate in a counter-clockwise manner for the upper sites in the zigzag chain, whereas they rotate in a clockwise way for the lower sites, which is the origin of the name “counter-rotating spiral” for this magnetic order [25], since the spins in the upper and lower sites rotate in opposite directions.

The zigzag order appears in the AFM Gamma region as shown in Fig. 1 (b), which is separated from the counter-rotating spiral and 120° II phases by two first order transition lines, represented by the two red lines in Fig. 1 (b). The characteristic feature of the zigzag order is that the spins align ferromagnetically within the zigzag chains, but antiferromagnetically among different chains. The spin texture in the zigzag order is shown in Fig. 2 (c).

Finally, the two first order phase transition lines in Fig. 1 (b) terminate at a common end point, which is a quantum critical point represented by the solid red circle in Fig. 1 (b). This is critical point where several distinct ordered phases meet.

III. LUTTINGER LIQUID IN A DECOUPLED CHAIN

We start by analyzing a decoupled single chain on the honeycomb lattice shown by the zigzag chain enclosed by the red dashed line in Fig. 3, which will serve as the starting point for our perturbative treatment in later sections.

A. 1D Hamiltonian and six-sublattice rotation

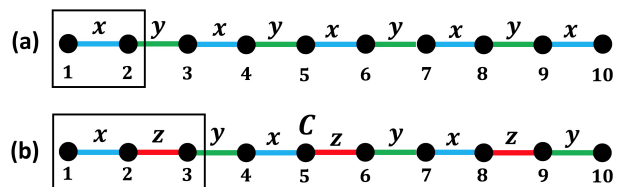


FIG. 4: Bond patterns of the KJT chain (a) before and (b) after the six-sublattice rotation.

In this subsection, we give the Hamiltonian for the spin-1/2 KJT chain, and discuss the six-sublattice rotation U_6 [31, 61, 62] which is useful in studying the 1D generalized Kitaev spin models.

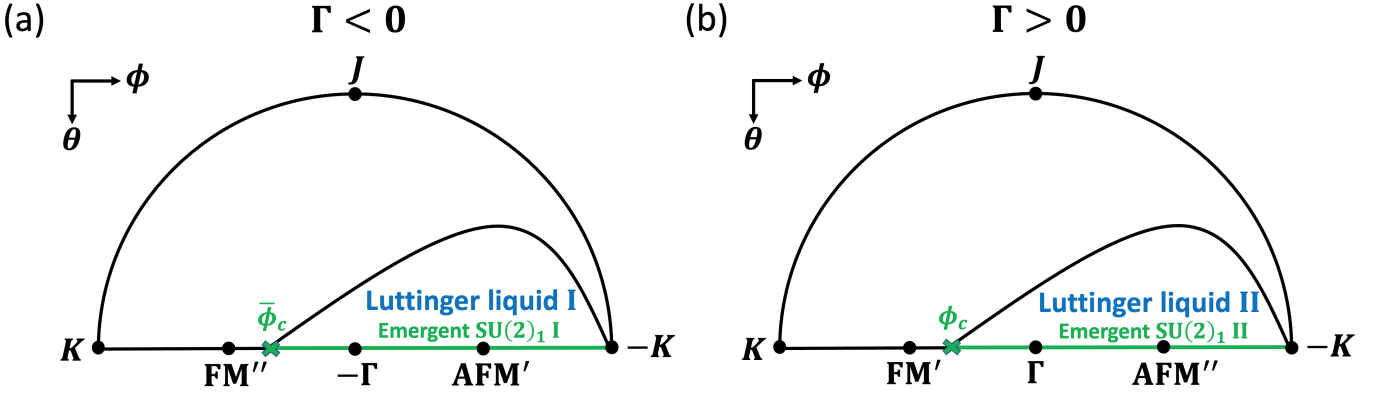


FIG. 5: The Luttinger liquid phases (a) “Luttinger liquid I” in the region $K < 0$, $\Gamma < 0$, $J > 0$, and (b) “Luttinger liquid II” in the region $K < 0$, $\Gamma > 0$, $J > 0$, in the phase diagram of the 1D spin-1/2 Kitaev-Heisenberg-Gamma model. The two regions are unitarily equivalent because of the equivalence in Eq. (5). The lines marked with green color for $J = 0$ has an emergent $SU(2)_1$ conformal symmetry at low energies, where $\bar{\phi}_c = 1.67\pi$ in (a) and $\phi_c = 0.33\pi$ in (b), as discussed in Ref. [61]. The FM'' and AFM' points in (a), as well as the FM' and AFM'' points in (b) have hidden $SU(2)$ symmetries as revealed by the six-sublattice rotation U_6 and the global spin rotation around the z -axis by an angle π .

The Hamiltonian of the spin-1/2 $KJ\Gamma$ chain is

$$H_{1D} = \sum_{\langle ij \rangle \in \gamma \text{ bond}} [KS_i^\gamma S_j^\gamma + J\vec{S}_i \cdot \vec{S}_j + \Gamma(S_i^\alpha S_j^\beta + S_i^\beta S_j^\alpha)], \quad (4)$$

in which the bond pattern for $\gamma \in \{x, y\}$ is shown in Fig. 4 (a). The explicit form of H_{1D} is included in Appendix A.

Since a global spin rotation around z -axis by π (denoted as $R(\hat{z}, \pi)$) changes the sign of Γ in Eq. (4) while keeping K and J unchanged, there is the equivalent relation

$$(K, J, \Gamma) \simeq (K, J, -\Gamma). \quad (5)$$

As a result of Eq. (5), it is enough to consider the parameter region $\Gamma > 0$ for a single chain (note: this does not hold for 2D). For later convenience, we introduce the following parametrization

$$\begin{aligned} J &= \cos(\theta), \\ K &= \sin(\theta) \cos(\phi), \\ \Gamma &= \sin(\theta) \sin(\phi). \end{aligned} \quad (6)$$

There is a useful unitary transformation U_6 called six-sublattice rotation [31, 61, 62], defined as

$$\begin{aligned} \text{Sublattice 1: } &(x, y, z) \rightarrow (x', y', z'), \\ \text{Sublattice 2: } &(x, y, z) \rightarrow (-x', -z', -y'), \\ \text{Sublattice 3: } &(x, y, z) \rightarrow (y', z', x'), \\ \text{Sublattice 4: } &(x, y, z) \rightarrow (-y', -x', -z'), \\ \text{Sublattice 5: } &(x, y, z) \rightarrow (z', x', y'), \\ \text{Sublattice 6: } &(x, y, z) \rightarrow (-z', -y', -x'), \end{aligned} \quad (7)$$

in which “Sublattice i ” ($1 \leq i \leq 6$) represents all the sites $i + 6n$ ($n \in \mathbb{Z}$) in the chain; S_j^α and $S_j'^\alpha$ are used to denote the spin operators within the original frame and U_6

frame, respectively; and we have abbreviated S^α (S'^α) as α (α') in Eq. (7) for short ($\alpha = x, y, z$). The Hamiltonian $H'_{1D} = U_6 H U_6^{-1}$ in the six-sublattice rotated frame can be derived as

$$\begin{aligned} H'_{1D} &= \sum_{\langle ij \rangle \in \gamma \text{ bond}} [-KS_i'^\gamma S_j'^\gamma - \Gamma(S_i'^\alpha S_j'^\alpha + S_i'^\beta S_j'^\beta) \\ &\quad - J(S_i'^\gamma S_j'^\gamma + S_i'^\alpha S_j'^\beta + S_i'^\beta S_j'^\alpha)], \end{aligned} \quad (8)$$

in which $\gamma = x, z, y$ has a three-site periodicity as shown in Fig. 4 (b). The explicit form of H'_{1D} is included in Appendix A.

As can be seen from Eq. (8), H'_{1D} is just the $SU(2)$ symmetric Heisenberg model when $K = \Gamma$, $J = 0$. In addition, using Eq. (5), it can be seen that the system is also $SU(2)$ invariant when $K = -\Gamma$, $J = 0$. For vanishing J , H'_{1D} represents the AFM (FM) Heisenberg model when $K = -|\Gamma| < 0$ ($K = |\Gamma| > 0$). These four hidden $SU(2)$ symmetric points are denoted as FM'' , AFM' , FM' , and AFM'' in Fig. 5 (a,b).

B. The Luttinger liquid phase in a single chain

It has been established in Ref. [62] that there is an extended gapless phase for $K < 0$ in the phase diagram of the 1D spin-1/2 $KJ\Gamma$ model, where the low energy physics can be described by the following Luttinger liquid Hamiltonian,

$$H_{LL} = \frac{v}{2} \int dx \left[\frac{1}{\kappa} (\nabla\varphi)^2 + \kappa (\nabla\theta)^2 \right], \quad (9)$$

in which the θ, φ fields satisfy the commutation relation $[\varphi(x), \theta(x')] = \frac{i}{2} \text{sgn}(x' - x)$, v is the velocity, and κ is the Luttinger liquid parameter. Fig. 5 (a) and Fig. 5 (b) show the schematic plots of the phase diagram of the spin-1/2 $KJ\Gamma$ chain [62] in the FM and AFM Gamma

regions, respectively, in which the parameters θ , ϕ are defined in Eq. (6) (note: the distinction between the parameter θ and the θ -field in Eq. (9) should be clear from the context). The phase diagram in Fig. 5 (b) is unitarily equivalent with the one in Fig. 5 (a) via the global spin rotation $R(\hat{z}', \pi)$ as discussed in Eq. (5).

It is helpful to study the structure of the symmetry group of the model to better understand the Luttinger liquid phase. In particular, the symmetry analysis can be used to determine the symmetry axis of the emergent U(1) symmetry in the low energy Luttinger liquid theory. Here we briefly review the symmetries of H'_{1D} in the U_6 frame [62].

It can be checked that H'_{1D} in Eq. (8) is invariant under the following symmetry transformations

1. $T : (S'_i{}^x, S'_i{}^y, S'_i{}^z) \rightarrow (-S'_i{}^x, -S'_i{}^y, -S'_i{}^z)$
2. $R_I I : (S'_i{}^x, S'_i{}^y, S'_i{}^z) \rightarrow (-S'_{10-i}{}^x, -S'_{10-i}{}^y, -S'_{10-i}{}^z)$
3. $R_a T_a : (S'_i{}^x, S'_i{}^y, S'_i{}^z) \rightarrow (S'_{i+1}{}^z, S'_{i+1}{}^x, S'_{i+1}{}^y),$ (10)

in which T is time reversal; T_a is the spatial translation by one lattice site; I is the spatial inversion around the point C in Fig. 4 (b); and $R_a = R(\hat{z}'', -2\pi/3)$, $R_I = R(\hat{y}'', \pi)$, where $R(\hat{n}, \beta)$ represents a global spin rotation by angle β and

$$\begin{aligned} \hat{z}'' &= \frac{1}{\sqrt{3}}(1, 1, 1)^T, \\ \hat{y}'' &= \frac{1}{\sqrt{2}}(-1, 0, 1)^T. \end{aligned} \quad (11)$$

The symmetry group G is generated by the symmetry operations in Eq. (10) as

$$G = \langle T, R_a T_a, R_I I \rangle, \quad (12)$$

where $\langle \dots \rangle$ represents the group generated by the elements in the brackets.

We note that G is nonsymmorphic because of the group element $R_a T_a$. It has been proved in Ref. [62] that the group structure satisfies

$$G / \langle T_{3a} \rangle \cong D_{3d}, \quad (13)$$

in which $D_{3d} \cong D_3 \times \mathbb{Z}_2^T$ where D_n is the dihedral group of order $2n$, and \mathbb{Z}_2^T is the \mathbb{Z}_2 group generated by the time reversal operation. Here we will not go into details of the group structure, but only give an intuitive understanding about Eq. (13). If the spatial components T_a and I are neglected in $R_a T_a$ and $R_I I$, then the actions of R_a and R_I in the spin space constitute a set of generators for the symmetry group of the regular triangle formed by the green dashed lines in Fig. 6. On the other hand, time reversal operation commutes with spin rotations, hence $\langle T, R_a, R_I \rangle$ is isomorphic to $D_{3d} = D_3 \times \mathbb{Z}_2^T$ where $\mathbb{Z}_2^T = \langle T \rangle$. In fact, it can be proved that Eq. (13) is satisfied when T_a and I are taken into account [62].

There is a quick and intuitive way to understand why the low energy physics of the 1D spin-1/2 KJT model is

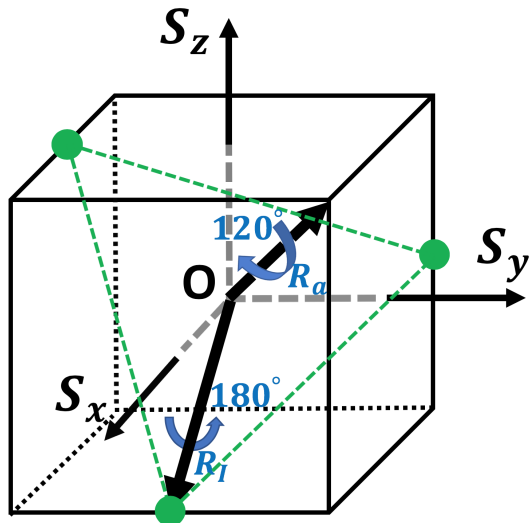


FIG. 6: $\langle R_a, R_I \rangle$ as the symmetry group of the regular triangle formed by the green dashed lines in spin space. The three solid green circles are located at the middle points of the corresponding edge of the spin cube. This figure is taken from Ref. [62].

the same as that of a spin-1/2 XXZ chain with an easy-plane anisotropy. In the long wavelength limit, the three spins within a unit cell in the Hamiltonian H'_{1D} in Eq. (8) get smeared and can no longer be clearly distinguished. Denoting $\vec{S}'(x)$ to be the smeared spin operator for the three spins in the unit cell at position x and summing over all the terms in the Hamiltonian within the unit cell, we obtain the smeared local term $\mathcal{H}'_{1D}(x)$ in the Hamiltonian at unit cell x as

$$\mathcal{H}'_{1D}(x) = -(K + 2\Gamma)\vec{S}'(x) \cdot \vec{S}'(x') - 3JS''^z(x) \cdot S''^z(x'), \quad (14)$$

in which $x' = x + \Delta x$ is a point adjacent to x , and $S''^z = \hat{z}'' \cdot \vec{S}$, where \hat{z}'' is defined in Eq. (11). As can be seen from Eq. (14), the smeared Hamiltonian $\sum_x \mathcal{H}'_{1D}(x)$ has a U(1) rotational symmetry around z'' -axis. In particular, $\sum_x \mathcal{H}'_{1D}(x)$ has an easy-plane anisotropy when $K < 0$, $\Gamma < 0$ and $J > 0$, which explains why the system can be described by a Luttinger liquid theory at low energies. The analysis is equally applicable for $K < 0$, $\Gamma > 0$, $J > 0$, because of the equivalent relation in Eq. (5).

However, we emphasize that Eq. (14) is only a hand-waving argument which is not rigorous, since in addition to the uniform component, the smeared spin operator also contains a staggered component with a sign alternation between adjacent sites, which is not taken into account in the derivation of Eq. (14). A rigorous proof of the existence of an extended Luttinger liquid phase has been performed in Ref. [62] based on a symmetry analysis of the low energy field theory (see Appendix C for a brief review). On the other hand, it is rather clear from Fig. 6 that the symmetry axis for the emergent U(1) symmetry is along the normal direction of the green regular triangle,

i.e., the (1, 1, 1)-direction, which originates from the symmetry structure, unrelated to the argument given in Eq. (14). Our large-scale DMRG simulations are consistent with a symmetry axis being along the (1, 1, 1)-direction to a high degree of accuracy, as discussed in details in Appendix D.

C. The nonsymmorphic abelian bosonization formulas

In this subsection, we derive the nonsymmorphic abelian bosonization formulas for the lattice spin operators, which are compatible with the nonsymmorphic symmetry group of the model but break the emergent U(1) symmetry. Since the rotation axis for the emergent U(1) symmetry is along the (1, 1, 1)-direction, we define a new spin coordinate system $\{x'', y'', z''\}$ via the following orthogonal transformation

$$O = \begin{pmatrix} -\frac{1}{\sqrt{6}} & -\frac{1}{\sqrt{2}} & \frac{1}{\sqrt{3}} \\ \sqrt{\frac{2}{3}} & 0 & \frac{1}{\sqrt{3}} \\ -\frac{1}{\sqrt{6}} & \frac{1}{\sqrt{2}} & \frac{1}{\sqrt{3}} \end{pmatrix}. \quad (15)$$

such that

$$(x'' \ y'' \ z'') = (x' \ y' \ z')O. \quad (16)$$

Notice that the unit vectors \hat{y}'', \hat{z}'' are defined in Eq. (11), and \hat{x}'' is given by

$$\hat{x}'' = \frac{1}{\sqrt{6}}(-1, 2, -1). \quad (17)$$

We will call the spin coordinate system after a further O transformation superimposed on U_6 as the OU_6 frame.

If the system has an exact U(1) symmetry around the \hat{z}'' axis, then the abelian bosonization formulas for the spin operators are given by

$$\begin{aligned} S''^z(x) &= -\frac{1}{\sqrt{\pi}}\nabla\varphi(x) + \text{const.}\frac{1}{a}(-)^n \cos(2\sqrt{\pi}\varphi(x)), \\ S''^+(x) &= \text{const.}\frac{1}{\sqrt{a}}e^{-i\sqrt{\pi}\theta(x)}[(-)^n + \cos(2\sqrt{\pi}\varphi(x))], \end{aligned} \quad (18)$$

in which $S''^+ = S''^x + iS''^y$, and $x = na$ ($n \in \mathbb{Z}$) is the spatial coordinate in the continuum limit. However, Eq. (18) ceases to apply in the Luttinger liquid phase shown in Fig. (5), since the U(1) symmetry is only emergent at low energies and the symmetry group of the microscopic Hamiltonian is discrete and nonsymmorphic.

We propose the following abelian bosonization formulas in the OU_6 frame

$$\begin{aligned} (S''^x_{i+3n} \ S''^y_{i+3n} \ S''^z_{i+3n}) = \\ (\mathcal{J}^x \ \mathcal{J}^y \ \mathcal{J}^z)\mathcal{D}_i + (-)^{i+n}(\mathcal{N}^x \ \mathcal{N}^y \ \mathcal{N}^z)\mathcal{C}_i, \end{aligned} \quad (19)$$

in which $\mathcal{D}_i, \mathcal{C}_i$ ($i = 1, 2, 3$) are 3×3 matrices, and $\mathcal{J}^\alpha, \mathcal{N}^\alpha$ are defined as

$$\begin{aligned} \mathcal{J}^x &= \frac{1}{a} \cos(\sqrt{4\pi}\varphi) \cos(\sqrt{\pi}\theta), \\ \mathcal{J}^y &= \frac{1}{a} \cos(\sqrt{4\pi}\varphi) \sin(\sqrt{\pi}\theta), \\ \mathcal{J}^z &= -\frac{1}{\sqrt{\pi}}\nabla\varphi, \end{aligned} \quad (20)$$

and

$$\begin{aligned} \mathcal{N}^x &= \frac{1}{a} \cos(\sqrt{\pi}\theta), \\ \mathcal{N}^y &= \frac{1}{a} \sin(\sqrt{\pi}\theta), \\ \mathcal{N}^z &= \frac{1}{a} \sin(\sqrt{4\pi}\varphi). \end{aligned} \quad (21)$$

Notice that the low energy fields $\mathcal{J}^\alpha, \mathcal{N}^\alpha$ ($\alpha = x, y, z$) remain in the low energy sector when a symmetry operation is performed. As a result, the bosonization coefficients are not all independent, since the left and right hand sides of Eq. (19) have to be covariant under symmetry transformations of the system. The symmetry constraints lead to (for details, see Appendix E)

$$\begin{aligned} \mathcal{C}_1 &= M_z^{-1}\mathcal{C}_2M_z, \ \mathcal{C}_3 = M_z\mathcal{C}_2M_z^{-1}, \\ \mathcal{D}_1 &= M_z^{-1}\mathcal{D}_2M_z, \ \mathcal{D}_3 = M_z\mathcal{D}_2M_z^{-1}, \end{aligned} \quad (22)$$

in which

$$\begin{aligned} \mathcal{C}_2 &= \begin{pmatrix} \lambda_C & 0 & \sigma_C \\ 0 & \lambda_C + \delta_C & 0 \\ \rho_C & 0 & \nu_C \end{pmatrix}, \\ \mathcal{D}_2 &= \begin{pmatrix} \lambda_D & 0 & \sigma_D \\ 0 & \lambda_D + \delta_D & 0 \\ \rho_D & 0 & \nu_D \end{pmatrix}, \end{aligned} \quad (23)$$

and

$$M_z = \begin{pmatrix} -\frac{1}{2} & \frac{\sqrt{3}}{2} & 0 \\ -\frac{\sqrt{3}}{2} & -\frac{1}{2} & 0 \\ 0 & 0 & 1 \end{pmatrix}. \quad (24)$$

Performing the inverse of the transformation in Eq. (16), the nonsymmorphic bosonization formulas in the U_6 frame for the spin operators $S_j'^\alpha$ ($\alpha = x, y, z$) can be obtained as

$$\begin{aligned} (S_{i+3n}'^x \ S_{i+3n}'^y \ S_{i+3n}'^z) = \\ (\mathcal{J}^x \ \mathcal{J}^y \ \mathcal{J}^z)\mathcal{D}_i + (-)^{i+n}(\mathcal{N}^x \ \mathcal{N}^y \ \mathcal{N}^z)\mathcal{C}_i, \end{aligned} \quad (25)$$

in which

$$\mathcal{D}_i = \mathcal{D}_i O^T, \ \mathcal{C}_i = \mathcal{C}_i O^T. \quad (26)$$

Detailed derivations and explicit forms of the nonsymmorphic bosonization formulas for $S_j''^\alpha$ in Eq. (19) in the OU_6 frame and $S_j'^\alpha$ in Eq. (25) in the U_6 frame are

included in Appendix E. There are in total ten free parameters $\lambda_\Lambda, \nu_\Lambda, \sigma_\Lambda, \rho_\Lambda, \delta_\Lambda$ ($\Lambda = C, D$) in the nonsym-morphic bosonization formulas, which turn out to play crucial roles to compare with experiments as discussed in Sec. VI. These ten free parameters can in principle be determined by comparing numerical results on correlation functions with analytical predictions, though not easy in practice.

We note that in the $J \rightarrow 0$ limit, the Hamiltonian in Eq. (8) has an additional $\mathbb{Z}_2 \times \mathbb{Z}_2$ symmetry, corresponding to the global spin rotations $R(\hat{\alpha}', \pi)$ ($\alpha = x, y, z$). In this case, the off-diagonal matrix elements in $\mathcal{C}_i, \mathcal{D}_i$ ($i = 1, 2, 3$) vanish, i.e., six out of ten parameters $\sigma_C, \rho_C, \delta_C, \sigma_D, \rho_D$ and δ_D approach zero due to the additional $\mathbb{Z}_2 \times \mathbb{Z}_2$ symmetry. When $J \ll 1$, these six parameters are very small though not vanishing.

IV. $\Gamma < 0$ REGION: 120° ORDER FROM WEAKLY COUPLED CHAINS

In this section, we consider the spin-1/2 KJT model, and show that the 120° order on the 2D honeycomb lattice can be obtained from an infinite number of weakly coupled spin-1/2 chains. We study the case of an FM Gamma interaction in this section, while the AFM Gamma interaction will be discussed in Sec. V.

A. Spin ordering in the chain due to inter-chain coupling

We consider an anisotropic spin-1/2 KJT model on the honeycomb lattice defined in Eq. (1). We will study the limit $0 < \alpha_z \ll 1$, so that the chains are weakly coupled.

The six-sublattice rotation U_6 can be equally defined on the 2D honeycomb lattice [31], and in fact, it was first proposed in 2D and later verified that the transformation is also generalizable to 1D [61]. The pattern for the local spin rotations in the U_6 transformation on the honeycomb lattice is shown in Fig. 7 (a), in which the red numbers represent the indices of the sublattices, and the transformations of the spin operators belonging to the six different types of sublattices are the same as the 1D case defined in Eq. (7). Throughout this paper, we refer to the division of the honeycomb lattice into six sublattices shown in Fig. 7 (a) as “six-sublattice division” in 2D.

After the six-sublattice rotation, the interaction on bond γ becomes

$$\begin{aligned} H'_{ij} = & -K_\gamma S_i^\gamma S_j^\gamma - \Gamma_\gamma (S_i^\alpha S_j^\alpha + S_i^\beta S_j^\beta) \\ & - J_\gamma (S_i^\gamma S_j^\gamma + S_i^\alpha S_j^\beta + S_i^\beta S_j^\alpha), \end{aligned} \quad (27)$$

where the pattern for the bond γ is shown in Fig. 7 (a). It can be seen that the six-sublattice rotation in 2D reveals two hidden SU(2) symmetric points ($K < 0, \Gamma < 0, J = 0$) and ($K > 0, \Gamma > 0, J = 0$) corresponding to AFM

and FM Heisenberg models, respectively, shown by the “AFM” and “FM” points in Fig. 1 (a,b).

The honeycomb lattice is equivalent with the brick wall lattice which is more convenient for our purposes. The brick wall lattice is plotted in Fig. 7 (b) where the zigzag chains formed by strong bonds are stretched into straight horizontal lines. The numberings for the rows and columns in the brick wall lattice are represented as letters and numbers, respectively, in Fig. 7 (b). It is clear from Fig. 7 (b) that the anisotropic KJT model can be viewed as an infinite number of weakly coupled chains stacked in the vertical direction in the figure, where the interactions along horizontal and vertical links give rise to the intra- and inter-chain couplings, respectively.

We consider row “ c ” as a representative row in the brick wall lattice in Fig. 7 (b). When $\alpha_z = 0$, row c is completely decoupled from the other rows and the low energy theory is described by the Luttinger liquid Hamiltonian

$$H_{LL,c} = \frac{v}{2} \int dx [\kappa^{-1} (\nabla \varphi_c)^2 + \kappa (\nabla \theta_c)^2], \quad (28)$$

where the subscript “ c ” in φ_c and θ_c is used to emphasize the fact that these fields only act on the degrees of freedom in row c . In what follows, the subscript c will be neglected for simplicity. We will assume that the Luttinger parameter κ satisfies $0.5 < \kappa < 1$. It is known that $\kappa = 0.5$ (up to a logarithmic correction) in the emergent SU(2)₁ phase in the spin-1/2 Kitaev-Gamma model [61], corresponding to the green lines with $J = 0$ in Fig. 5 (a,b). Hence $0.5 < \kappa < 1$ is satisfied at least for small enough J .

When $\alpha_z \neq 0$, magnetic orders may be induced in row c due to the coupling to the other rows. In 1+1 dimension, the operators which have scaling dimensions smaller (larger) than two are relevant (irrelevant) in the sense of renormalization group. Notice that in the OU_6 frame, \mathcal{N}^x and \mathcal{N}^y have the smallest scaling dimension, both equal to $1/(4\kappa)$. Therefore, the leading instability in $H_{LL,c}$ is the Neel ordering in the $S''^x S''^y$ -plane in the OU_6 frame, and we expect that a long range Neel order in row c is developed within the $S''^x S''^y$ -plane when a nonzero α_z is introduced into the system. Here we emphasize that the restriction of the Néel order in the $S''^x S''^y$ -plane only strictly holds in the limit $J \ll 1$. For general values of J , there are out-of-plane corrections originating from the off-diagonal bosonization coefficients as will be clear from later discussions.

Since the Luttinger liquid theory has an emergent U(1) symmetry, different directions in the $S''^x S''^y$ -plane are degenerate, and naively it seems that the direction of the Néel order can be along any direction in the $S''^x S''^y$ -plane. However, when the system develops a magnetic order, a spin gap opens which provides an infrared cutoff for the RG flow. In this case, the irrelevant couplings can no longer be completely neglected since they do not flow to zero due to the infrared cutoff set by the spin gap. These irrelevant couplings break the emergent U(1)

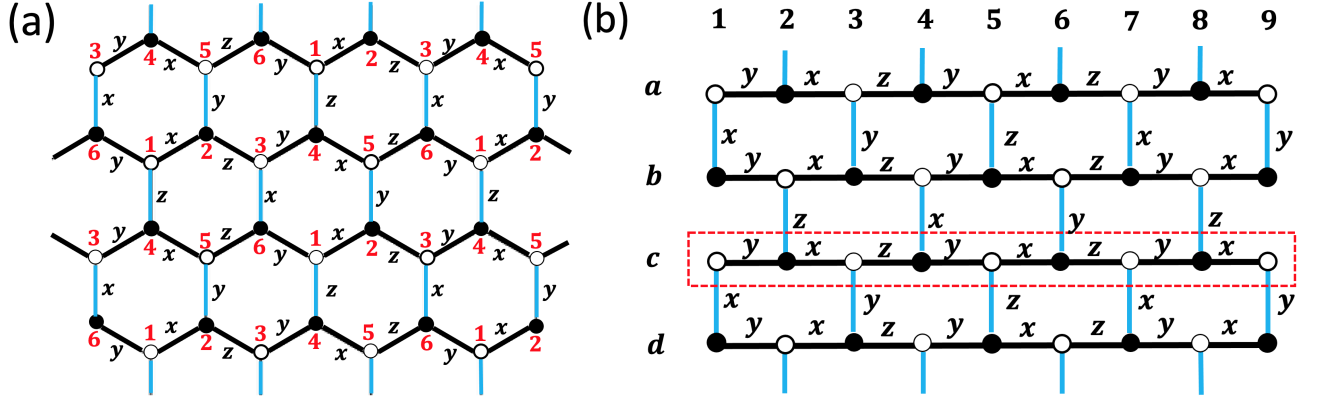


FIG. 7: (a) Six-sublattice division and bond pattern for the anisotropic Kitaev-Heisenberg-Gamma model on the honeycomb lattice in the U_6 frame, (b) the two-dimensional brick wall lattice which is equivalent with the honeycomb lattice. In (a), the red numbers denote the sublattices in the definition of the U_6 transformation in the 2D case. In (b), the letters and numbers represent the labels for the rows and columns of the brick wall lattice, respectively. In both (a,b), x, y, z denote the bond directions; the black and blue links denote the strong and weak bonds, respectively; the black (white) circles represent the sites in the A (B) sublattice of the honeycomb lattice.

symmetry in the low energy Hamiltonian, and as a result, some special directions are preferred for the Néel order.

Next, we figure out the leading irrelevant coupling and determine the direction of the Néel order in the OU_6 frame based on a symmetry analysis. Before that, it is useful to write down the symmetry transformation properties of the fields θ, φ in the Luttinger liquid theory. The actions of the operations $T, T_a, I, R(\hat{y}'', \pi)$ and $R(\hat{z}'', \beta)$ on the fields φ and θ are given by

$$\begin{aligned}
 T &: \theta(t, x) \rightarrow \theta(-t, x) + \sqrt{\pi}, \quad \varphi(t, x) \rightarrow -\varphi(-t, x), \\
 T_a &: \theta \rightarrow \theta + \sqrt{\pi}, \quad \varphi \rightarrow \varphi + \frac{\sqrt{\pi}}{2}, \\
 I &: \theta(t, x) \rightarrow \theta(t, -x), \quad \varphi(t, x) \rightarrow -\varphi(t, -x), \\
 R(\hat{y}'', \pi) &: \theta \rightarrow -\theta + \sqrt{\pi}, \quad \varphi \rightarrow -\varphi, \\
 R(\hat{z}'', \beta) &: \theta \rightarrow \theta + \frac{\beta}{\sqrt{\pi}}, \quad \varphi \rightarrow \varphi,
 \end{aligned} \tag{29}$$

in which $\beta \in \mathbb{R}$ is an angle.

The scaling fields in the Luttinger liquid theory are the vertex operators $e^{i\lambda\varphi}, e^{i\lambda\theta}$, and their combinations. In the bosonization formulas in Eq. (19), the spin operators are invariant under the transformation $\varphi \rightarrow \varphi + \sqrt{\pi}, \theta \rightarrow \theta + 2\sqrt{\pi}$. Hence, the Hamiltonian is also invariant under these transformations. This means that only vertex operators of the form $e^{i\sqrt{\pi}(2n\varphi+m\theta)}$ can appear in the low energy Hamiltonian where $n, m \in \mathbb{Z}$. Since a Néel order within $S''^x S''^y$ -plane is most easily induced by inter-chain couplings, we focus on the vertex operators $\cos(m\sqrt{\pi}\theta)$ and $\sin(m\sqrt{\pi}\theta)$.

The transformation properties in Eq. (29) lead to the following transformations of the $\cos(m\sqrt{\pi}\theta)$ and $\sin(m\sqrt{\pi}\theta)$ fields under the generators of the symmetry

group G in Eq. (12),

$$\begin{aligned}
 T &: \cos(m\sqrt{\pi}\theta) \rightarrow (-)^m \cos(m\sqrt{\pi}\theta), \\
 &\quad \sin(m\sqrt{\pi}\theta) \rightarrow (-)^m \sin(m\sqrt{\pi}\theta),
 \end{aligned} \tag{30}$$

$$\begin{aligned}
 R(\hat{z}'', -\frac{2\pi}{3})T_a &: \\
 \cos(m\sqrt{\pi}\theta) &\rightarrow \\
 (-)^m [\cos(\frac{2\pi m}{3}) \cos(m\sqrt{\pi}\theta) + \sin(\frac{2\pi m}{3}) \sin(m\sqrt{\pi}\theta)], \\
 \sin(m\sqrt{\pi}\theta) &\rightarrow \\
 (-)^m [\cos(\frac{2\pi m}{3}) \sin(m\sqrt{\pi}\theta) - \sin(\frac{2\pi m}{3}) \cos(m\sqrt{\pi}\theta)],
 \end{aligned} \tag{31}$$

$$\begin{aligned}
 R(\hat{y}'', \pi)I &: \cos(m\sqrt{\pi}\theta) \rightarrow (-)^m \cos(m\sqrt{\pi}\theta) \\
 &\quad \sin(m\sqrt{\pi}\theta) \rightarrow (-)^{m+1} \sin(m\sqrt{\pi}\theta).
 \end{aligned} \tag{32}$$

Combining the transformation properties under T and $R(\hat{y}'', \pi)I$ in Eq. (32), it can be seen that $\sin(m\sqrt{\pi}\theta)$ is not allowed, and m has to be an even integer for $\cos(m\sqrt{\pi}\theta)$. Then using the transformation under $R(\hat{z}'', -\frac{2\pi}{3})T_a$, we see that the smallest m which renders $\cos(m\sqrt{\pi}\theta)$ invariant is $m = 6$. Therefore, the following term is allowed in the low energy Hamiltonian

$$g \cos(6\sqrt{\pi}\theta), \tag{33}$$

in which g is the coupling constant. Clearly, the scaling dimension of $\cos(6\sqrt{\pi}\theta)$ is $9/\kappa$, which is irrelevant when $0.5 < \kappa < 1$.

Now we are prepared to figure out what directions can be selected by the irrelevant coupling $\cos(6\sqrt{\pi}\theta)$. We need to distinguish between two scenarios, namely $g > 0$

and $g < 0$. In principle, the sign of g can be determined from the microscopic KJT Hamiltonian. However, the determination of the sign of g requires a third order perturbation, which is a difficult calculation. Because of the difficulty, we will not perform such calculation, and instead discuss both two possibilities.

If g is positive, then $g \cos(6\sqrt{\pi}\theta)$ is minimized for

$$\theta_n = \frac{2n+1}{6}\sqrt{\pi}, \quad n \in \mathbb{Z}. \quad (34)$$

Since $\mathcal{N}^\pm \sim e^{\pm i\sqrt{\pi}\theta}$ (where \mathcal{N}^\pm is defined as $\mathcal{N}^x \pm i\mathcal{N}^y$), there are six independent values of n in Eq. (34) given by $1 \leq n \leq 6$. Let's take $n = 1$ as an example. Plugging $\theta_1 = \sqrt{\pi}/2$ into \mathcal{N}^x and \mathcal{N}^y , we obtain

$$\langle \mathcal{N}^x \rangle = 0, \quad \langle \mathcal{N}^y \rangle \neq 0. \quad (35)$$

Hence, this is a Neél order along \hat{y}'' -direction in the OU_6 frame, dubbed “the Neél- y'' order”. In the U_6 frame, the spin ordering is along the $(1, 0, -1)$ -direction. For the purpose of finding the other five degenerate solutions, it is useful to figure out the broken and unbroken symmetries of the Neél- y'' order. Once this is done, other degenerate Neél orders can be obtained by performing the broken symmetry operations on Eq. (35).

It can be clearly seen that the Neél- y'' order is invariant under $R(\hat{y}'', \pi)I$, and in fact, this is the only unbroken symmetry of the Neél- y'' order. Hence, the symmetry breaking pattern is

$$D_{3d} \rightarrow \mathbb{Z}_2^{(y)}, \quad (36)$$

where $\mathbb{Z}_2^{(y)} = \langle R(\hat{y}'', \pi)I \rangle$ is a \mathbb{Z}_2 group. The other five degenerate ground states can be obtained by applying representative group elements in the cosets of the quotient $D_{3d}/\mathbb{Z}_2^{(y)}$ on the Neél- y'' order. More explicitly, $R(\hat{z}'', -2\pi/3)T_a$ and T can be chosen as representative broken symmetries. Since they generate a group containing six elements, the six degenerate ground states can be obtained by applying the six symmetry operations in the group $\langle T, R(\hat{z}'', -2\pi/3)T_a \rangle$ on the Neél- y'' order.

If g is negative, then $g \cos(6\sqrt{\pi}\theta)$ is minimized for

$$\theta_n = \frac{n}{3}\sqrt{\pi}, \quad n \in \mathbb{Z}, \quad (37)$$

where again $1 \leq n \leq 6$. This time we take $n = 6$ as an example, which gives

$$\langle \mathcal{N}^x \rangle \neq 0, \quad \langle \mathcal{N}^y \rangle = 0, \quad (38)$$

corresponding to a Neél- x'' order. Since the Neél- x'' order is invariant under $TR(\hat{y}'', \pi)I$, the symmetry breaking pattern is

$$D_{3d} \rightarrow \mathbb{Z}_2^{(x)}, \quad (39)$$

where $\mathbb{Z}_2^{(x)} = \langle TR(\hat{y}'', \pi)I \rangle$ is a \mathbb{Z}_2 group. The other five degenerate ground states can be obtained by applying representative group elements in the cosets of

the quotient $D_{3d}/\mathbb{Z}_2^{(x)}$ on the Neél- x'' order. This time, $R(\hat{z}'', -2\pi/3)T_a$ and T are still broken symmetries, hence the six degenerate ground states can be obtained by applying the six symmetry operations in the group $\langle T, R(\hat{z}'', -2\pi/3)T_a \rangle$ on the Neél- x'' order.

B. Self-consistent mean field analysis

We still need to check whether it is consistent to assume a Neél order in the OU_6 frame. In what follows, we take the Neél- y'' order as an example to perform a self-consistent mean field analysis, which is controllable in the limit $\alpha_z \ll 1$. The discussion for the Neél- x'' order is similar.

For convenience, we denote

$$\begin{aligned} a &= \frac{1}{\sqrt{2}}\lambda_C + \frac{1}{2\sqrt{2}}\delta_C - \frac{1}{2}\sigma_C \\ b &= \frac{1}{2\sqrt{2}}\delta_C + \frac{1}{2}\sigma_C \\ c &= \frac{1}{\sqrt{2}}\lambda_C + \frac{1}{2}\sigma_C \\ d &= \frac{1}{\sqrt{2}}(\lambda_C + \delta_C). \end{aligned} \quad (40)$$

Setting $\langle \mathcal{N}^y \rangle \neq 0$ in Eq. (25) (for explicit expressions, see Eqs. E10, E11, E12), we obtain the following replacement rule

$$\begin{aligned} \langle \vec{S}'_1 \rangle &= \langle \mathcal{N}^y \rangle (a, -b, -c)^T \\ \langle \vec{S}'_2 \rangle &= \langle \mathcal{N}^y \rangle (-d, 0, d)^T \\ \langle \vec{S}'_3 \rangle &= \langle \mathcal{N}^y \rangle (c, b, -a)^T \\ \langle \vec{S}'_4 \rangle &= \langle \mathcal{N}^y \rangle (-a, b, c)^T \\ \langle \vec{S}'_5 \rangle &= \langle \mathcal{N}^y \rangle (d, 0, d)^T \\ \langle \vec{S}'_6 \rangle &= \langle \mathcal{N}^y \rangle (-c, -b, a)^T, \end{aligned} \quad (41)$$

in which i ($1 \leq i \leq 6$) is the sublattice index in the six-sublattice division, or to say, the spin orientation in Fig. 7 (a) on a site with red number i is given by $\langle \vec{S}'_i \rangle$ in Eq. (41).

For row c in Fig. 7 (b), the mean field Hamiltonian is

$$H_c = H_{cc} + H_{cb} + H_{cd}, \quad (42)$$

in which H_{cc} is the intra-chain Luttinger liquid Hamiltonian, and the interchain interactions between row c and rows b, d are

$$\begin{aligned} H_{cb} &= \alpha_z \sum_n \sum_{j=1,2,3} [\\ &- (K + J) S'_{c,2j+6n}{}^{\gamma_{2j}} \langle S'_{b,2j+6n}{}^{\gamma_{2j}} \rangle \\ &- \Gamma (S'_{c,2j+6n}{}^{\alpha_{2j}} \langle S'_{b,2j+6n}{}^{\alpha_{2j}} \rangle + S'_{c,2j+6n}{}^{\beta_{2j}} \langle S'_{b,2j+6n}{}^{\beta_{2j}} \rangle) \\ &- J (S'_{c,2j+6n}{}^{\alpha_{2j}} \langle S'_{b,2j+6n}{}^{\beta_{2j}} \rangle + S'_{c,2j+6n}{}^{\beta_{2j}} \langle S'_{b,2j+6n}{}^{\alpha_{2j}} \rangle)], \end{aligned} \quad (43)$$

and

$$\begin{aligned}
H_{cd} = & \alpha_z \sum_n \sum_{j=1,2,3} [\\
& - (K + J) S_{c,2j-1+6n}^{\prime\gamma_{2j-1}} \langle S_{b,2j-1+6n}^{\prime\gamma_{2j-1}} \rangle \\
& - \Gamma (S_{c,2j-1+6n}^{\prime\alpha_{2j-1}} \langle S_{b,2j-1+6n}^{\prime\alpha_{2j-1}} \rangle + S_{c,2j-1+6n}^{\prime\beta_{2j-1}} \langle S_{b,2j-1+6n}^{\prime\beta_{2j-1}} \rangle) \\
& - J (S_{c,2j-1+6n}^{\prime\alpha_{2j-1}} \langle S_{b,2j-1+6n}^{\prime\beta_{2j-1}} \rangle + S_{c,2j-1+6n}^{\prime\beta_{2j-1}} \langle S_{b,2j-1+6n}^{\prime\alpha_{2j-1}} \rangle)],
\end{aligned} \tag{44}$$

in which λ ($= b, c, d$) and m ($\in \mathbb{Z}$) in $\vec{S}_{\lambda,m}$ are the row and column indices of the spin operator $\vec{S}'_{\lambda,m}$ in the brick wall lattice shown in Fig. 7; $\alpha_i \neq \beta_i$ ($1 \leq i \leq 6$) are the two spin directions other than γ_i among $\{x, y, z\}$; and $\gamma_1 = \gamma_4 = x$, $\gamma_2 = \gamma_5 = z$, $\gamma_3 = \gamma_6 = y$. Notice that in Eqs. (43,44), we have replaced the spin operators on rows b and d by their expectation values, in accordance with a mean field treatment.

Next we simplify Eq. (43) and Eq. (44), which can be achieved by replacing the spin operators $\vec{S}'_{\lambda,i+6n}$ with the low energy degrees of freedom \vec{J} and \vec{N} using the bosonization formulas in Eq. (25), where $\lambda = b, c, d$ and $1 \leq i \leq 6$. Recall that there are six different sets of bosonization formulas which apply to the six sublattices (note: although Eqs. (E10,E11,E12) seem to give three different sets of formulas, one needs to further distinguish between odd and even n , leading to six sets of formulas). The sublattice index for the sites in the b, c, d rows should be read from Fig. 7 (a). For example, we need to use \vec{S}'_3 for the spin operator $\vec{S}'_{c,1}$ in Fig. 7 (b).

Making the above mentioned replacements, we obtain,

$$H_{cb} + H_{cd} = \alpha_z \frac{1}{6a} \int dx \mathcal{H}, \tag{45}$$

in which

$$\mathcal{H} = \langle \mathcal{N}^y \rangle [(\mathcal{J}^x, \mathcal{J}^y, \mathcal{J}^z)A + (\mathcal{N}^x, \mathcal{N}^y, \mathcal{N}^z)B], \tag{46}$$

and the column vectors A and B are given by

$$\begin{aligned}
A &= (0, u_D, 0)^T, \\
B &= (0, u_C, 0)^T,
\end{aligned} \tag{47}$$

where

$$\begin{aligned}
u_D &= 0, \\
u_C &= (2K + 4\Gamma)(\lambda_C)^2 \\
&+ [6(\Gamma - J)\delta_C + 2\sqrt{2}(K - \Gamma)\sigma_C]\lambda_C \\
&+ 3(\Gamma - J)(\delta_C)^2 + (3J + K + 2\Gamma)(\sigma_C)^2.
\end{aligned} \tag{48}$$

Detailed derivations of A and B are included in Appendix F.

Therefore, the low energy mean field Hamiltonian for row c in the U_6 frame is given by

$$\begin{aligned}
H_{MF} &= \frac{v}{2} \int dx [\kappa^{-1}(\nabla\varphi)^2 + \kappa(\nabla\theta)^2] \\
&+ \frac{1}{6a} \alpha_z u_C \langle \mathcal{N}^y \rangle \int dx \mathcal{N}^y.
\end{aligned} \tag{49}$$

Notice that λ_C is positive, and dominates over δ_C and σ_C when $J \ll 1$ according to the discussion by the end of Sec. III C. Since K and Γ are both FM (i.e., negative), we see that u_C is negative when J is small, and as result, the energy is lowered if $\langle \mathcal{N}^y \rangle \neq 0$. Furthermore, it can be seen from the structure of the six-sublattice division in Fig. 7 (a) that the mean field Hamiltonians for different rows in Fig. 7 (b) have the same form. Hence, it is fully consistent to assume a nonzero expectation value of \mathcal{N}^y from the start, and in fact, $\langle \mathcal{N}^y \rangle$ can be determined in a self-consistent way.

The self-consistent equation of the type in Eq. (49) has been solved in Ref. [69], which is briefly reviewed in Appendix G. Here we only quote the result for the self-consistent solution, which gives

$$\langle \mathcal{N}^y \rangle = \frac{1}{a} \left[\frac{\pi \alpha_z |u_C|}{6v\kappa\Lambda^2 a^3} \right]^{\frac{1}{8\kappa-2}}. \tag{50}$$

where Λ is the momentum cutoff for the low energy Luttinger liquid theory.

C. 120° order on the honeycomb lattice

1. Approximate 120° order for $\langle \mathcal{N}^y \rangle \neq 0$

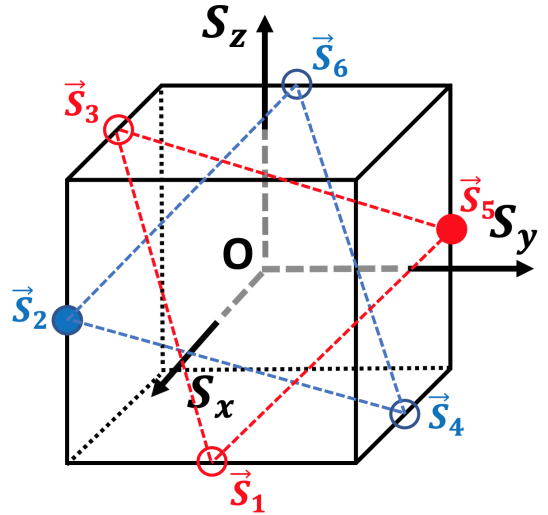


FIG. 8: Directions of the spin orientations \vec{S}_i within the original frame in sublattice i ($1 \leq i \leq 6$) of the six-sublattice division (see Fig. 7 (a)) for $g > 0$ (where g is defined in Eq. (33)). The directions for the two solid circles are exact, whereas the remaining directions for the hollow circles are approximate. The three spins connected by either red or blue dashed lines are approximately at relative 120° angles.

When $g > 0$, $\langle \mathcal{N}^y \rangle$ is non-vanishing, and the spin expectation value in sublattice i ($1 \leq i \leq 6$) in the U_6 frame is given by Eq. (41). Performing $(U_6)^{-1}$, we obtain the

spin orientations in the original frame, as

$$\begin{aligned}
\vec{S}_1 &= \langle \mathcal{N}^y \rangle (a, -b, -c)^T \\
\vec{S}_2 &= \langle \mathcal{N}^y \rangle (d, -d, 0)^T \\
\vec{S}_3 &= \langle \mathcal{N}^y \rangle (b, -a, c)^T \\
\vec{S}_4 &= \langle \mathcal{N}^y \rangle (-b, a, -c)^T \\
\vec{S}_5 &= \langle \mathcal{N}^y \rangle (-d, d, 0)^T \\
\vec{S}_6 &= \langle \mathcal{N}^y \rangle (-a, b, c)^T,
\end{aligned} \tag{51}$$

in which i ($1 \leq i \leq 6$) is the sublattice index shown in Fig. 7 (a), and a, b, c, d are given by Eq. (40).

Notice that when J is small, both δ_C and σ_C are small, hence

$$a \approx c \approx d, \quad b \approx 0, \quad \text{when } J \ll 1. \tag{52}$$

In the limit $|\delta_C|, |\sigma_C| \ll 1$, Eq. (51) becomes

$$\begin{aligned}
\vec{S}_1 &\approx \langle \mathcal{N}^y \rangle (d, 0, -d)^T \\
\vec{S}_2 &\approx \langle \mathcal{N}^y \rangle (d, -d, 0)^T \\
\vec{S}_3 &\approx \langle \mathcal{N}^y \rangle (0, -d, d)^T \\
\vec{S}_4 &\approx \langle \mathcal{N}^y \rangle (0, d, -d)^T \\
\vec{S}_5 &\approx \langle \mathcal{N}^y \rangle (-d, d, 0)^T \\
\vec{S}_6 &\approx \langle \mathcal{N}^y \rangle (-d, 0, d)^T.
\end{aligned} \tag{53}$$

Clearly, all the vectors in Eq. (53) are coplanar and perpendicular to the $(1, 1, 1)$ -direction. In addition, the approximate expressions of $\vec{S}_1, \vec{S}_3, \vec{S}_5$ in Eq. (53) are at relative angles 120° , so do $\vec{S}_2, \vec{S}_4, \vec{S}_6$. On the other hand, the angle between \vec{S}_1 and \vec{S}_2 is approximately 60° . As can be checked from the pattern of the six-sublattice division in Fig. 7 (a), the next-nearest neighboring spins are at relative 120° approximate angles in the $J \ll 1$ limit, whereas the angles between nearest neighbor spins are approximately 60° .

Fig. 8 shows the directions of the spin orientations in the original frame for the Néel- y'' order, where \vec{S}_i represents the spin direction in the i 'th sublattice in the six-sublattice division of the honeycomb lattice defined in Fig. 7 (a). According to Eq. (51), the directions for \vec{S}_2 and \vec{S}_5 are exact as represented by the solid circles in Fig. 8, whereas the directions for the remaining spins represented by hollow circles are approximate, which only hold in the small J limit. In Fig. 8, each \vec{S}_i represents a sublattice. The larger sublattice formed by the three sublattices corresponding to the three spins connected by either the red or the blue dashed lines in Fig. 8 is the A or B sublattice of the honeycomb lattice. Since the angle between any two of the three spins connected by either the red or blue dashed lines in Fig. 8 is approximately 120° , we see that the nearest neighboring spins in the A or B sublattice are approximately at a relative 120° angle, which is the origin of the name of ‘‘ 120° order’’ proposed in Ref. [21].

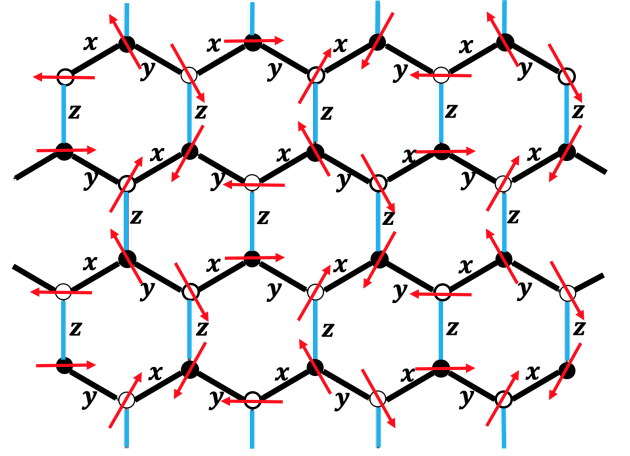


FIG. 9: Spin ordering for the 120° order in the original frame when x - and y -bonds are exchanged. The red arrows are approximately coplanar in spin space and the shared plane is perpendicular to the $(1, 1, 1)$ -direction. The black (white) circles represent the sites in the A (B) sublattice of the honeycomb lattice. The spin orientations in the figure are only approximate since there are corrections due to the bosonization coefficients σ_C, δ_C .

The spin pattern on the honeycomb lattice corresponding to Fig. 8 is shown in Fig. 2 (a), which exhibits a vortex-like structure and has a right-handed chirality. The left-handed vortex can be obtained by performing the time reversal operation on the spin pattern in Fig. 2 (a), which is an energetically degenerate configuration. It seems at first sight that the spin pattern in Fig. 2 (a) is different from the one in Ref. [21]. However, we note that they are essentially the same. Fig. 9 shows the spin ordering pattern when the x - and y -bonds in the original frame are switched relative to Fig. 3. It is clear that the pattern in Fig. 9 is the same as that given in Ref. [21].

On the other hand, there are in total six degenerate ground states. The spin configurations in the other five ground states can be obtained by performing the broken symmetry transformations on the Néel- y'' configuration in the U_6 frame, and then transforming to the original frame. Recall that in the U_6 frame, the representative broken symmetries can be chosen as T and $R(\hat{z}'', -\frac{2\pi}{3})T_a$. The corresponding operations in the original frame can be obtained from $(U_6)^{-1}TU_6$ and $(U_6)^{-1}R(\hat{z}'', -\frac{2\pi}{3})T_aU_6$. Straightforward calculations give

$$\begin{aligned}
(U_6)^{-1}TU_6 &= T, \\
(U_6)^{-1}R(\hat{z}'', -\frac{2\pi}{3})T_aU_6 &= R(\hat{n}_N, \pi)T_a,
\end{aligned} \tag{54}$$

in which $\hat{n}_N = \frac{1}{\sqrt{2}}(1, -1, 0)$ and the action of $R(\hat{n}_N, \pi)$ is given by

$$R(\hat{n}_N, \pi) : (x, y, z) \rightarrow (-y, -x, -z). \tag{55}$$

By acting $(U_6)^{-1}TU_6$ and $(U_6)R(\hat{z}'', -\frac{2\pi}{3})T_aU_6$ on the spin configuration in Fig. 8, we obtain the spin orientations in the other five degenerate symmetry breaking ground states which are shown in Fig. 14 (b-f) in Appendix H.

In this way, we recover the 120° order on the honeycomb lattice for the anisotropic spin-1/2 $KJ\Gamma$ model in limit of the weak inter-chain couplings. Assuming an absence of phase transition from $\alpha_z \ll 1$ to $\alpha_z = 1$, the 120° order applies to the isotropic 2D spin-1/2 $KJ\Gamma$ model as well. Hence, we see that the 120° order has an essentially 1D nature.

2. The case for $\langle \mathcal{N}^x \rangle \neq 0$

Next we study the $g < 0$ case, which leads to a nonzero $\langle \mathcal{N}^x \rangle$. For later convenience, we denote

$$\begin{aligned} e &= \frac{1}{\sqrt{6}}\lambda_C + \frac{\sqrt{3}}{2\sqrt{2}}\delta_C + \frac{1}{2\sqrt{3}}\sigma_C \\ f &= \sqrt{\frac{2}{3}}\lambda_C + \frac{\sqrt{3}}{2\sqrt{2}}\delta_C - \frac{1}{2\sqrt{3}}\sigma_C \\ g &= \frac{1}{\sqrt{6}}\lambda_C + \frac{1}{2\sqrt{3}}\sigma_C \\ p &= \frac{1}{\sqrt{6}}\lambda_C - \frac{1}{\sqrt{3}}\sigma_C \\ q &= \sqrt{\frac{2}{3}}\lambda_C + \frac{1}{\sqrt{3}}\sigma_C. \end{aligned} \quad (56)$$

Notice that when J is small, δ_C and σ_C are small, and hence

$$f \approx q \approx 2e \approx 2g \approx 2p. \quad (57)$$

Assuming $\langle \mathcal{N}^x \rangle \neq 0$ and performing $(U_6)^{-1}$, we obtain the spin orientations in the original frame, as

$$\begin{aligned} \vec{S}_1 &= \langle \mathcal{N}^x \rangle (-e, f, -g)^T \\ \vec{S}_2 &= \langle \mathcal{N}^x \rangle (-p, -p, q)^T \\ \vec{S}_3 &= \langle \mathcal{N}^x \rangle (f, -g, -e)^T \\ \vec{S}_4 &= \langle \mathcal{N}^x \rangle (f, -e, -g)^T \\ \vec{S}_5 &= \langle \mathcal{N}^x \rangle (-p, -p, q)^T \\ \vec{S}_6 &= \langle \mathcal{N}^x \rangle (-g, f, -e)^T. \end{aligned} \quad (58)$$

In the limit $J \ll 1$, Eq. (58) reduces to

$$\begin{aligned} \vec{S}_1 \approx \vec{S}_6 &\approx \lambda_C \langle \mathcal{N}^x \rangle \frac{1}{\sqrt{6}} (1, -2, 1)^T \\ \vec{S}_2 \approx \vec{S}_5 &\approx \lambda_C \langle \mathcal{N}^x \rangle \frac{1}{\sqrt{6}} (1, 1, -2)^T \\ \vec{S}_3 \approx \vec{S}_4 &\approx \lambda_C \langle \mathcal{N}^x \rangle \frac{1}{\sqrt{6}} (-2, 1, 1)^T. \end{aligned} \quad (59)$$

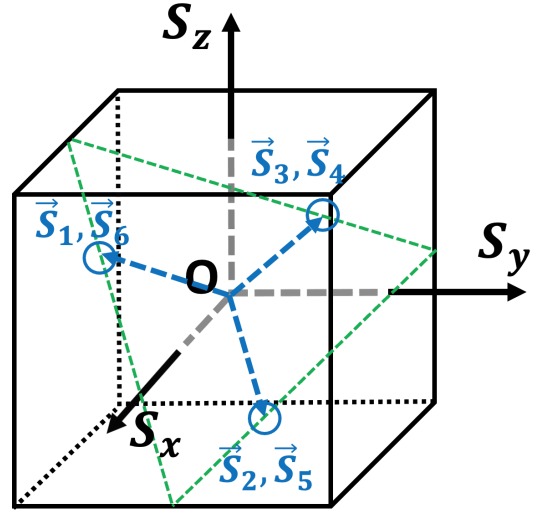


FIG. 10: Directions of the spin orientations \vec{S}_i within the original frame for the Néel- x'' order in sublattice i ($1 \leq i \leq 6$) of the six-sublattice division (see Fig. 7 (b)) for $g < 0$ (where g is defined in Eq. (33)). All the directions of the spins are approximate due to the bosonization coefficients δ_C, σ_C .

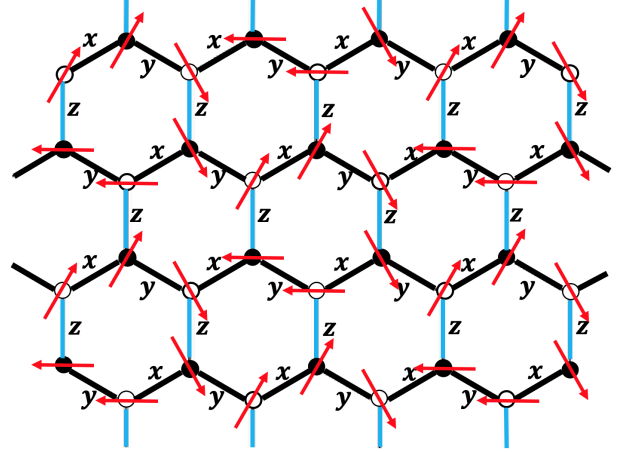


FIG. 11: Spin ordering pattern of the 120° order in the original frame for the Néel- x'' order, corresponding to Fig. 10. The red arrows are approximately within the plane perpendicular to the $(1, 1, 1)$ -direction in the spin space. The black (white) circles represent the sites in the A (B) sublattice of the honeycomb lattice. The spin orientations in the figure are only approximate since there are corrections due to the bosonization coefficients σ_C, δ_C .

Fig. 10 shows the directions of the spin orientations in the original frame for the Néel- x'' order, where \vec{S}_i represents the i 'th sublattice in the six-sublattice division of the honeycomb lattice defined in Fig. 7 (a). All the spin directions are approximate which only hold in the small J limit. The angle between any two of the hollow circles in Fig. 10 is approximately 120° , hence it is again a type of

120° order, though different from the one for the Neél- y'' case. The spin ordering pattern on the honeycomb lattice corresponding to Fig. 10 again exhibits a vortex-like structure in the original frame, which is shown in Fig. 11.

We note that the other five degenerate ground states can be obtained by performing the broken symmetry transformations on the Neél- x'' configuration in the U_6 frame, and then transforming back to the original frame. The representative broken symmetry operations in the original frame can again be chosen as $(U_6)^{-1}TU_6$ and $(U_6)^{-1}R(\hat{z}'', -\frac{2\pi}{3})T_aU_6$, whose expressions are given in Eq. (54). By acting $(U_6)^{-1}TU_6$ and $(U_6)R(\hat{z}'', -\frac{2\pi}{3})T_aU_6$ on the spin configuration in Fig. 10, we obtain the spin configurations in the other five degenerate symmetry breaking ground states which are shown in Fig. 15 (b-f) in Appendix H.

V. $\Gamma > 0$ REGION: 120°, COUNTER-ROTATING SPIRAL, AND ZIGZAG ORDERS

Our previous discussion applies to an FM Gamma interaction. In this section, we analyze the ($K < 0, \Gamma > 0, J > 0$) region in the phase diagram of the spin-1/2 $KJ\Gamma$ model by weakly coupling an infinite number of 1D chains. The analysis reveals three distinct magnetic orders in the AFM Gamma region, including another type of 120° order, a commensurate counter-rotating spiral order, and a zigzag order. The two phase transition lines between the three orders are predicted to be first order phase transitions. Interestingly, these two first order phase transition lines terminate at a common end point at $J = 0, K = -2\Gamma$, which is predicted to be a quantum critical point, being a point of continuous phase transition in nature.

We note that the planes in the spin space for the coplanar spin orientations in the 120° orders are different between the $\Gamma > 0$ and $\Gamma < 0$ cases. The normal direction of the plane is along the (1, 1, -1)-direction for $\Gamma > 0$, whereas it is (1, 1, 1) for $\Gamma < 0$, both in the small J limit. Hence the 120° orders in the $\Gamma < 0$ and $\Gamma > 0$ regions are essentially distinct, denoted as “120° I” and “120° II” in Fig. 1 (a) and (b), respectively.

In this section, we again assume that the x - and y -bonds are the strong bonds and the z -bonds are the weak bonds. The results for the cases when either x - or y -bonds are considered as the weak bonds can be obtained by performing a spin-orbit coupled C_3 rotation.

A. Single chain analysis

According to Eq. (5), for the $\Gamma > 0$ case, the 1D analysis for a single chain requires an additional global π -rotation around z -axis in the original frame, before applying the U_6 transformation. Throughout this section, \vec{S}'_j will be used to denote the spin operators in the

$U_6R(\hat{z}, \pi)$ frame.

Performing $U_6R(\hat{z}, \pi)$, the intra-chain Hamiltonian becomes

$$\begin{aligned} & -KS'_i{}^\gamma S'_j{}^\gamma + \Gamma(S'_i{}^\alpha S'_j{}^\alpha + S'_i{}^\beta S'_j{}^\beta) \\ & -J(S'_i{}^\gamma S'_j{}^\gamma + S'_i{}^\alpha S'_j{}^\beta + S'_i{}^\beta S'_j{}^\alpha) \end{aligned} \quad (60)$$

where $\gamma = x, y$, whereas the inter-chain Hamiltonian is

$$\begin{aligned} & \alpha_z[-KS'_i{}^z S'_j{}^z - \Gamma(S'_i{}^x S'_j{}^x + S'_i{}^y S'_j{}^y) \\ & -J(S'_i{}^z S'_j{}^z + S'_i{}^x S'_j{}^y + S'_i{}^y S'_j{}^x)] \end{aligned} \quad (61)$$

which differs from the intra-chain Hamiltonian by a sign in Γ . Notice that the intra-chain Hamiltonian reduces to the SU(2) symmetric AFM Heisenberg model when $K = -\Gamma < 0, J = 0$, which is the advantage for applying a global $R(\hat{z}, \pi)$ rotation in addition to U_6 .

The nonsymmorphic bosonization formulas in Eq. (25) (for explicit forms, see Eqs. (E10,E11,E12)) equally applies to the $\Gamma > 0$ case, except that the spin operators \vec{S}'_j are defined in the $U_6R(\hat{z}, \pi)$ frame. The analysis in Sec. IV A for a decoupled chain also applies to the current situation in the $U_6R(\hat{z}, \pi)$ frame, namely: the system is in a Luttinger liquid phase for small enough J ; the symmetry axis of the emergent U(1) symmetry is along the (1, 1, 1)-direction; and the system is most sensitive to a Neél order in the $S''^x S''^y$ -plane, where \vec{S}'' denote the spin operators in the $OU_6R(\hat{z}, \pi)$ frame.

There are again two types of six-fold degenerate Neél orders in the $U_6R(\hat{z}, \pi)$ frame, represented by Neél- x'' and Neél- y'' orders, with symmetry breaking patterns given by Eq. (36) and Eq. (39), respectively. Whether the Neél- x'' or Neél- y'' order is favored depends on the sign of the coupling g (see Eq. (33)).

Next, we will consider a system of weakly coupled chains on the honeycomb lattice. We take the $\langle \mathcal{N}^y \rangle \neq 0$ case as an example, and the analysis for the $\langle \mathcal{N}^x \rangle \neq 0$ case is similar.

Assuming the same spin order as Eq. (41) in the $U_6R(\hat{z}, \pi)$ frame, we still arrive at Eq. (49), where the coupling u_C is exactly given by Eq. (48). We note that the expression of u_C remains unchanged, since the inter-chain couplings are defined on z -bonds, which remains the same form as the $\Gamma < 0$ case according to Eq. (27) and Eq. (61). However, we now need to distinguish between two scenarios: $u_C < 0$ and $u_C > 0$.

B. $u_C < 0$ and the 120° order

If $u_C < 0$, our previous analysis in Sec. IV C can be directly borrowed to the current situation. The spin expectation values in the original frame can be obtained

by performing $R(\hat{z}, \pi)$ to Eq. (51), as

$$\begin{aligned}\vec{S}_1 &= \langle \mathcal{N}^y \rangle (-a, b, -c)^T \approx \langle \mathcal{N}^y \rangle (-d, 0, -d)^T \\ \vec{S}_2 &= \langle \mathcal{N}^y \rangle (-d, d, 0)^T \approx \langle \mathcal{N}^y \rangle (-d, d, 0)^T \\ \vec{S}_3 &= \langle \mathcal{N}^y \rangle (-b, a, c)^T \approx \langle \mathcal{N}^y \rangle (0, d, d)^T \\ \vec{S}_4 &= \langle \mathcal{N}^y \rangle (b, -a, -c)^T \approx \langle \mathcal{N}^y \rangle (0, -d, -d)^T \\ \vec{S}_5 &= \langle \mathcal{N}^y \rangle (d, -d, 0)^T \approx \langle \mathcal{N}^y \rangle (d, -d, 0)^T \\ \vec{S}_6 &= \langle \mathcal{N}^y \rangle (a, -b, c)^T \approx \langle \mathcal{N}^y \rangle (d, 0, d)^T,\end{aligned}\quad (62)$$

in which the approximate expressions in the small J limit are also presented. As can be seen from the expression of u_C in Eq. (48), the condition $u_C < 0$ reduces to $K < -2\Gamma$ in the small J limit (i.e., $|\lambda_C| \gg |\delta_c|, |\sigma_C|$)

Clearly, the spins $\vec{S}_1, \vec{S}_3, \vec{S}_5$ are approximately at mutual relative angle 120° , and so do the spins $\vec{S}_2, \vec{S}_4, \vec{S}_6$. All the spins are coplanar, but the normal direction of the plane is along the $(1, 1, -1)$ -direction this time. Hence, we still obtain a type of 120° order, but the spins lie in a plane different from the $\Gamma < 0$ case. There are in total six degenerate spin configurations, in which the spin orientations in the six sublattices of the six-sublattice division (defined in Fig. 7 (a)) in the original frame can be obtained by applying $R(\hat{z}, \pi)$ to the spin configurations in Fig. 14 (a-f). The spin pattern on the honeycomb lattice is the same as Fig. 1 (c) except that the red arrows approximately lie in the plane perpendicular to the $(1, 1, -1)$ -direction in the spin space.

As for the $g < 0$ case (where g is defined in Eq. (33)), we have a Néel- x'' order in the $OU_6R(\hat{z}, \pi)$ frame, as well as five other degenerate solutions. The six degenerate spin configurations in the original frame can be obtained by performing the $R(\hat{z}, \pi)$ rotation to the configurations in Fig. 15 (a-f).

The above analysis holds for the situation where the x - and y -bonds are the strong bonds, whereas the z -bonds are the weak bonds. On the other hand, if the x - or y -bonds are the weak bonds, the $(1, 1, -1)$ -direction should be replaced with the $(-1, 1, 1)$ - or $(1, -1, 1)$ -direction, which is the normal direction of the plane of the (approximately) coplanar 120° order in the small J limit. Assuming an absence of phase transition from anisotropic to isotropic cases, the three types of 120° orders (i.e., with normal directions of the plane shared by the spin orientations being along $(1, 1, -1)$ -, $(-1, 1, 1)$ - and $(1, -1, 1)$ -directions) are degenerate in energies for the isotropic spin-1/2 $KJ\Gamma$ model on the honeycomb lattice.

C. $u_C > 0$ and the counter-rotating spiral order

If $u_C > 0$, the analysis of the 120° order in Sec. IV C does not apply, since a nonzero expectation value of $\langle \mathcal{N}^y \rangle$ increases rather than decreases the energy. The condition $u_C > 0$ reduces to $K > -2\Gamma$ in the small J limit.

Now instead of Eq. (41), we consider the following spin

pattern in the $U_6R(\hat{z}, \pi)$ frame

$$\begin{aligned}\vec{S}_1^{(m)} &= (-)^m \langle \mathcal{N}^y \rangle (a, -b, -c)^T \\ \vec{S}_2^{(m)} &= (-)^m \langle \mathcal{N}^y \rangle (d, -d, 0)^T \\ \vec{S}_3^{(m)} &= (-)^m \langle \mathcal{N}^y \rangle (b, -a, c)^T \\ \vec{S}_4^{(m)} &= (-)^m \langle \mathcal{N}^y \rangle (-b, a, -c)^T \\ \vec{S}_5^{(m)} &= (-)^m \langle \mathcal{N}^y \rangle (-d, d, 0)^T \\ \vec{S}_6^{(m)} &= (-)^m \langle \mathcal{N}^y \rangle (-a, b, c)^T,\end{aligned}\quad (63)$$

in which a, b, c, d are defined in Eq. (40); $\vec{S}_i^{(m)}$ ($m \in \mathbb{Z}$, $1 \leq i \leq 6$) is the spin operator in row m , sublattice i in the brick wall lattice in Fig. 7 (b), where i is the sublattice index in the six-sublattice division defined in Fig. 7 (a). Clearly, because of the staggered sign between adjacent rows in Eq. (63), u_C should be replaced by $-u_C$ in the self-consistent mean field Hamiltonian in Eq. (49), which stabilizes the magnetic order in Eq. (63) by lowering the energy.

The spin ordering pattern for $\langle \mathcal{N}^y \rangle \neq 0$ in the original frame can be obtained by performing $R(\hat{z}, \pi)(U_6)^{-1}$ to Eq. (63), as

$$\begin{aligned}\vec{S}_1^{(m)} &= (-)^m \langle \mathcal{N}^y \rangle (-a, b, -c)^T \\ \vec{S}_2^{(m)} &= (-)^m \langle \mathcal{N}^y \rangle (-d, d, 0)^T \\ \vec{S}_3^{(m)} &= (-)^m \langle \mathcal{N}^y \rangle (-b, a, c)^T \\ \vec{S}_4^{(m)} &= (-)^m \langle \mathcal{N}^y \rangle (b, -a, -c)^T \\ \vec{S}_5^{(m)} &= (-)^m \langle \mathcal{N}^y \rangle (d, -d, 0)^T \\ \vec{S}_6^{(m)} &= (-)^m \langle \mathcal{N}^y \rangle (a, -b, c)^T,\end{aligned}\quad (64)$$

which gives rise to a new type of magnetic order, named as the ‘‘counter-rotating spiral order’’.

Fig. (12) (a) and (b) show the directions of the spin orientations $\vec{S}_i^{(m)}$ in the rows $m = 2n$ and $m = 2n + 1$, respectively, within the original frame for the counter-rotating spiral order, where i ($1 \leq i \leq 6$) is the sublattice index in the six-sublattice division defined in Fig. 7 (a). There are five other degenerate spin configurations which can be obtained by applying $[U_6R(\hat{z}', \pi)]^{-1}T[U_6R(\hat{z}', \pi)]$ and $[U_6R(\hat{z}'', \pi)]^{-1}R(\hat{z}'', -\frac{2\pi}{3})T_a[U_6R(\hat{z}'', \pi)]$ to the spin orientations in Eq. (64). In fact, Fig. (12) can be obtained by first performing a rotation $R(\hat{z}, \pi)$ to Fig. 8, then splitting the even and odd rows, and finally permuting the spins with odd row indices. The other five degenerate configurations can be obtained in a similar way from Fig. 14 (b-f) in Appendix H.

The spin ordering pattern on the honeycomb lattice corresponding to Eq. (64) is shown in Fig. 2 (b). The spins in Fig. 2 (b) are approximately coplanar (exactly coplanar in the small J limit, i.e., $a \approx c \approx d$, $b \approx 0$), and the normal direction of the plane is along the $(1, 1, -1)$ -direction in the small J limit.

It can be verified from Fig. 2 (b) that for each horizontal zigzag chain formed by the x - and y -bonds, the spin

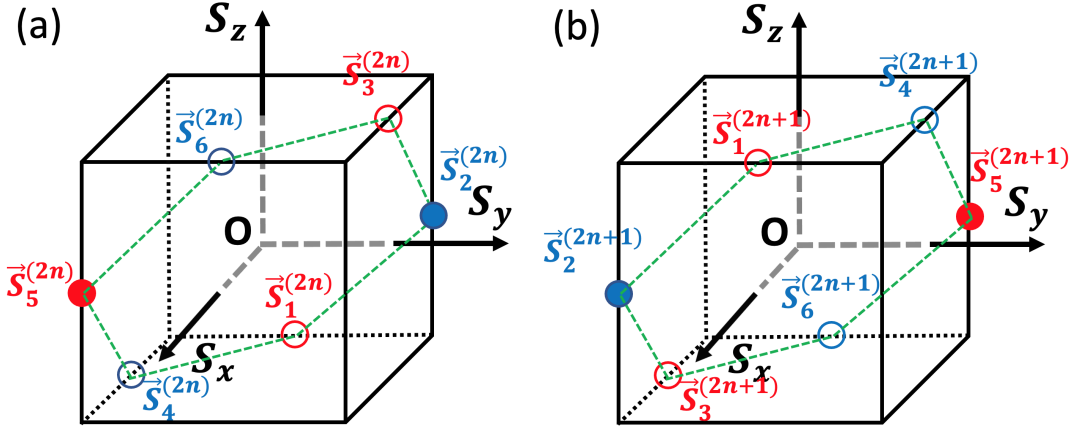


FIG. 12: Directions of the spin orientations $\vec{S}_i^{(m)}$ within the original frame in row m , sublattice i ($1 \leq i \leq 6$) of the six-sublattice division (see Fig. 7 (a)) for the counter-rotating spiral order in the $\Gamma > 0$ case for (a) even m ($= 2n$), and (b) odd m ($= 2n+1$). In both (a,b), the hexagon formed by the green dashed line lies in the plane perpendicular to the $(1, 1, -1)$ -direction. The spin orientations in the figure are only approximate since there are corrections due to the bosonization coefficients σ_C, δ_C .

orientations rotate in a clockwise (counter-clockwise) way in the half chain formed by the odd (even) sites, where the numbering of the sites in the chain is given by the column indices in the equivalent brick wall lattice in Fig. 7 (b). Hence, this is exactly a counter-rotating spiral order with a wavevector $(\frac{1}{3}, 0)$ in the 2D reciprocal lattice, in which the units for the horizontal and vertical components of the wavevector are $2\pi/a$ and $2\pi/b$, respectively, where a and b are defined by the lengths of the green arrows in Fig. 3.

The $g < 0$ case can be similarly discussed. The spin orientations in the six sublattices of the six-sublattice division (defined according to Fig. 7 (a)) can be obtained from the configurations in Fig. 15 (a-f) in a similar way as the $g > 0$ case, i.e., rotation around $R(\hat{z}, \pi)$, split of even and odd rows, and permutation of spins in odd rows.

We note that by assuming again an absence of phase transition from $\alpha_z \ll 1$ to $\alpha_z = 1$, there are in total three different degenerate types of counter-rotating spiral orders for the isotropic spin-1/2 KJT model on the honeycomb lattice, in which the common normal directions of the approximately coplanar spins are along $(1, 1, -1)$ -, $(-1, 1, 1)$ - and $(1, -1, 1)$ -directions in the small J limit.

D. $u_C \sim 0$ and the zigzag order

When $u_C = 0$, neither the 120° nor the counter rotating spiral order is able to lower the ground state energy. In this subsection, we show that when u_C is small, a subdominant channel of instability drives the system into a zigzag order, where subdominant means that the corresponding operator is less relevant than the operators in the dominant channel in the sense of renormalization group. As a consequence, the corresponding AFM region is divided into three subregions as shown in Fig. 1 (b),

which are separated by weak first order phase transitions, represented by the two red lines in Fig. 1 (b). The zigzag phase lies in the narrow middle region among the three subregions

Returning back to an instability analysis of a decoupled 1D chain, we note that \mathcal{N}^z is also a relevant operator with scaling dimension κ . However, since the scaling dimension of \mathcal{N}^x and \mathcal{N}^y is smaller than that of \mathcal{N}^z when $0.5 \leq \kappa \leq 1$, the former two operators are more relevant than \mathcal{N}^z in the sense of renormalization group. As a result, the Néel order in $S''^x S''^y$ -plane within the $OU_6 R(\hat{z}, \pi)$ frame in general dominates over the Néel order along S''^z direction. However, this ceases to apply when $u_C = 0$, where the instability in the \mathcal{N}^x and \mathcal{N}^y channels vanishes. In this case, the system is prone to the \mathcal{N}^z order. In fact, it is expected that the Néel- z'' order should dominate over the Néel- $x''y''$ in a narrow range of u_C around $u_C = 0$, since the instability in the Néel- $x''y''$ is very weak when $|u_C|$ is small.

Next we perform a self-consistent mean field analysis to figure out the 2D order arising from the 1D Néel- z'' order. In this case, the mean field decoupling is still given by Eqs. (43,44). However, the spin expectation values should be obtained by assuming $\langle \mathcal{N}^z \rangle \neq 0$ in the bosonization formulas given by Eq. (25). Letting

$$\begin{aligned} r &= \frac{1}{\sqrt{3}}\nu_C - \frac{1}{\sqrt{6}}\rho_C, \\ s &= \frac{1}{\sqrt{3}}\nu_C + \sqrt{\frac{2}{3}}\rho_C, \end{aligned} \quad (65)$$

and plugging the expressions

$$\begin{aligned}
\vec{S}_1^{(m)} &= (-)^m \langle \mathcal{N}^z \rangle (-r, -r, -s)^T \\
\vec{S}_2^{(m)} &= (-)^m \langle \mathcal{N}^z \rangle (r, s, r)^T \\
\vec{S}_3^{(m)} &= (-)^m \langle \mathcal{N}^z \rangle (-s, -r, -r)^T \\
\vec{S}_4^{(m)} &= (-)^m \langle \mathcal{N}^z \rangle (r, r, s)^T \\
\vec{S}_5^{(m)} &= (-)^m \langle \mathcal{N}^z \rangle (-r, -s, -r)^T \\
\vec{S}_6^{(m)} &= (-)^m \langle \mathcal{N}^z \rangle (s, r, r)^T
\end{aligned} \tag{66}$$

into the mean field Hamiltonian in Eq. (42), we obtain the interchain Hamiltonian as

$$H_{cb} + H_{cd} = -\alpha_z \frac{1}{6a} \int dx \mathcal{H}_z, \tag{67}$$

in which

$$\mathcal{H}_z = \langle \mathcal{N}^z \rangle [(\mathcal{J}^x, \mathcal{J}^y, \mathcal{J}^z) A_z + (\mathcal{N}^x, \mathcal{N}^y, \mathcal{N}^z) B_z], \tag{68}$$

and the column vectors A_z and B_z are given by

$$\begin{aligned}
A_z &= (0, v_D, 0)^T, \\
B_z &= (0, v_C, 0)^T,
\end{aligned} \tag{69}$$

where

$$\begin{aligned}
v_D &= 0, \\
v_C &= 2(K + 2\Gamma + 3J)(\nu_C)^2 + 4\sqrt{2}(K - \Gamma)\nu_C\rho_C \\
&\quad + 2(2K + \Gamma + 3J)(\rho_C)^2.
\end{aligned} \tag{70}$$

Detailed derivations of A_z and B_z are included in Appendix F.

As is clear from Eq. (70), when $K + 2\Gamma = 0$, v_C is positive, approximately equal to $6J(\nu_C)^2$ in the small ρ_C limit (i.e., small J). Hence the energy is lowered by $\langle \mathcal{N}^z \rangle \neq 0$. As a result, when u_C vanishes, although the system does not develop a Néel order in the $S''^x S''^y$ -plane, a magnetic order with $\langle \mathcal{N}^z \rangle \neq 0$ lowers the ground state energy. A self-consistent calculation gives (for details, see Appendix G)

$$\langle \mathcal{N}^z \rangle = \frac{1}{a} \left[\frac{\pi\alpha_z |v_C|}{6\nu_C\Lambda^2 a^3} \right]^{\frac{\kappa}{2-2\kappa}}. \tag{71}$$

By applying $[U_6 R(\hat{z}, \pi)]^{-1}$ to Eq. (66), we obtain the spin orientations in the original frame as

$$S_i^{(m)} = (-)^m \langle \mathcal{N}^z \rangle (r, r, -s)^T, \quad 1 \leq i \leq 6. \tag{72}$$

In the small J limit, Eq. (72) becomes

$$S_i^{(m)} \approx \frac{1}{\sqrt{3}} \nu_C (-)^m \langle \mathcal{N}^z \rangle (1, 1, -1)^T, \quad 1 \leq i \leq 6, \tag{73}$$

which is FM within the zigzag chains but AFM between the chains. This is exactly a zigzag order as shown in Fig. 2 (c).

We note that in a narrow region away from $u_C = 0$, the zigzag order is energetically more favorable than both the 120° and counter-rotating spiral orders. To determine the range of the zigzag order, we compare the energies on a mean field level. The lowering of the free energy by the 120° or counter-rotating spiral order is given by

$$\Delta E_1 = -\frac{1}{6a} \alpha_z |u_C| \langle \mathcal{N}^y \rangle^2, \tag{74}$$

whereas the energy lowered by the zigzag order is

$$\Delta E_2 = -\frac{1}{6a} \alpha_z |v_C| \langle \mathcal{N}^z \rangle^2. \tag{75}$$

The condition $|\Delta E_2| > |\Delta E_1|$ reduces to

$$\left| \frac{u_C}{v_C} \right| < \frac{\langle \mathcal{N}^z \rangle^2}{\langle \mathcal{N}^y \rangle^2}, \tag{76}$$

in which u_C , v_C , $\langle \mathcal{N}^y \rangle$, and $\langle \mathcal{N}^z \rangle$ are given in Eq. (48) and Eq. (70), Eq. (50), and Eq. (71), respectively. Using Eq. (50) and Eq. (71), Eq. (76) becomes

$$|u_C|^{\frac{4\kappa}{4\kappa-1}} < (\Omega\alpha_z)^{\frac{4\kappa^2-1}{(4\kappa-1)(1-\kappa)}} |v_C|^{\frac{1}{1-\kappa}}, \tag{77}$$

in which

$$\Omega = \frac{\pi}{6\nu_C\Lambda^2 a^3}. \tag{78}$$

The phase transition between the zigzag phase and the 120° (or counter-rotating spiral) phase is determined by replacing “<” with “=” in Eq. (77), which give rise to the red lines in Fig. 1 (b). Since the order parameters do not vanish at the phase transition points when $J \neq 0$, the two red lines in Fig. 1 (b) are first order phase transitions.

In the small J limit, $|u_C| \approx |K + 2\Gamma|(\lambda_C)^2$ and $|v_C| \approx 6J(\nu_C)^2$. Then Eq. (77) can be simplified as

$$|K + 2\Gamma| < \frac{1}{(\lambda_C)^2} (\Omega\alpha_z)^{\frac{4\kappa^2-1}{4\kappa(1-\kappa)}} [J(\nu_C)^2]^{\frac{4\kappa-1}{4\kappa(1-\kappa)}}, \tag{79}$$

which is the condition for the zigzag order in the $J \ll 1$ limit. Clearly, for $0.5 \leq \kappa \leq 1$, the range of $K + 2\Gamma$ is very small in the small J limit, since the exponent of J is positive. Hence, the width of the zigzag order is given by

$$\Delta\phi \sim J^{\frac{4\kappa-1}{4\kappa(1-\kappa)}}, \tag{80}$$

where ϕ is defined in Eq. (6). When $\kappa \approx 1/2$ (i.e., close to the equator in Fig. 1), the scaling in Eq. (80) becomes $\Delta\phi \sim J$.

E. Quantum critical point at $K = -2\Gamma$, $J = 0$

When $J = 0$, it can be seen from Eq. (48) and Eq. (70) that both u_C and v_C vanish at $K = -2\Gamma$. This means that the two first order phase transition lines (represented

by the two red lines in Fig. 1 (b)) merge into a single point at $J = 0$, $K = -2\Gamma$. According to Eq. (50) and Eq. (71), the order parameters $\langle \mathcal{N}^y \rangle$ and $\langle \mathcal{N}^z \rangle$ vanish at $(K = -2\Gamma, J = 0, \Gamma)$, represented by the red solid circle in Fig. 1 (b). Therefore, the point at $J = 0$, $K = -2\Gamma$ is a quantum critical point, corresponding to a second order phase transition where the two first order phase transition lines terminate.

We note that the zigzag, 120° , and counter-rotating spiral orders in the AFM Gamma region all have distinct symmetry breaking patterns. First, it is clear that the zigzag order is different from the 120° and counter-rotating spiral orders, since the zigzag order does not break the translation symmetry of translating by a vector \vec{a} , whereas the latter two orders break this symmetry, where \vec{a} is defined in Fig. 3. Next, we show that the 120° and counter-rotating spiral orders also have distinct symmetry breaking patterns. Notice that both time reversal T and the translation operation $\mathcal{T}_{ab} = \frac{3}{2}\vec{a} - \vec{b}$ are symmetries of the 2D KJT model, in which \vec{a} and \vec{b} are defined in Fig. 3. It can be verified from Fig. 2 (a,b) that the 120° II order breaks the symmetry $T\mathcal{T}_{ab}$ whereas the counter-rotating spiral order breaks \mathcal{T}_{ab} , indicating that the two orders break different symmetries. Hence the quantum critical point at $J = 0$, $K = -2\Gamma$ is a multi-critical point where several different ordered phases meet.

On the other hand, it is known that certain continuous phase transitions between two ordered phases with distinct symmetry breaking patterns can be described by the deconfined quantum critical theory [87–96], which is beyond the conventional Landau paradigm of second order phase transitions where the system transits from a disordered phase to an ordered phase when the critical point is traversed. Hence it may be worth to further investigate possible connections between the quantum critical point in the AFM Gamma region and the deconfined quantum critical theory beyond Landau paradigm from both analytical and numerical sides. More numerical and analytical studies on the nature of this quantum critical point are valuable and desirable.

We make a comment on the relation between our results and the numerical studies in Ref. [21]. The phase diagram of the isotropic spin-1/2 KJT model on the honeycomb lattice has been studied in Ref. [21] using a combination of exact diagonalization and classical analysis. Both methods revealed a 120° magnetic order in the region of FM Gamma, FM Kitaev, and AFM Heisenberg interactions, which is consistent with the coupled-chain analysis. On the other hand, in the AFM Gamma region (still with FM Kitaev and AFM Heisenberg couplings), no magnetic order commensurate with the lattice is found in Ref. [21]. Exact diagonalization on a cluster of 24 sites in Ref. [21] revealed a phase with an incommensurate spiral order in the AFM Gamma region, and the incommensurate wavevector of the spiral order varies continuously in the phase. We note that the correlation length in this parameter region can be very large, particularly when the system is close to the quantum critical point

located at $J = 0$, $K = -2\Gamma$. The large correlation length makes it difficult to determine the magnetic orders in numerical calculations, which might be the reason why incommensurate behaviors are observed in the numerics in Ref. [21].

F. Limitation of the theory and the $J \rightarrow 0$ regime

Finally we briefly discuss the limitation of our mean field theory, particularly in the $J \rightarrow 0$ regime. The coupled-chain analysis presented in this work crucially depends on the division of the instabilities in the underlying Luttinger liquid theory into dominant and subdominant channels. However, these channels become degenerate in the $J = 0$ case, which corresponds to a Kitaev-Gamma model. The degenerate and near-degenerate cases for small J probably require an independent study, different from the current analysis.

On the other hand, as discussed in Ref. [61], the 1D Kitaev-Gamma model has an intricate symmetry group G_0 , which is nonsymmorphic and satisfies $G_0/\mathbb{Z} \cong O_h$, where O_h is the full octahedral group, or the largest 3D crystalline point group. Therefore, within a coupled-chain approach, there are many more possibilities of magnetic orders and symmetry breaking patterns in 2D Kitaev-Gamma model because of the much larger symmetry group, which is worth for future studies. Indeed, classical analysis and machine-learning-based method have revealed the great complexity of the phase diagram of the 2D Kitaev-Gamma model [51, 52], where magnetic orders having a unit cell of 18, 24, or even 48 sites are found. In addition, it cannot be ruled out the possibility that the Kitaev-Gamma model hosts some disordered phases such as nematic paramagnets [42, 46, 47, 50, 51].

VI. RELATIONS TO Na_2IrO_3 AND $\alpha\text{-Li}_2\text{IrO}_3$

$A_2\text{IrO}_3$ ($A=\text{Na}, \text{Li}$) is a family of intensively studied Kitaev candidate materials. A collinear zigzag order has been established for Na_2IrO_3 experimentally [10, 14, 15]. However, the magnetic order is drastically different when Na is replaced by Li [17, 24]. A counter-rotating spiral order has been experimentally observed in materials including $\alpha\text{-Li}_2\text{IrO}_3$ [35], $\beta\text{-Li}_2\text{IrO}_3$ [22], and $\gamma\text{-Li}_2\text{IrO}_3$ [23]. Since $\beta\text{-Li}_2\text{IrO}_3$ and $\gamma\text{-Li}_2\text{IrO}_3$ have a 3D hyperhoneycomb and stripy-honeycomb lattice structure, respectively, they are not directly relevant to the geometry of our consideration. On the other hand, $\alpha\text{-Li}_2\text{IrO}_3$ has a layered honeycomb structure, which is relevant to our study. In this section, we compare our analytical predictions with the experimentally observed zigzag order in Na_2IrO_3 and the counter-rotating spiral order in $\alpha\text{-Li}_2\text{IrO}_3$.

In a recent work of Ref. [53], the exchange interactions in d^5 Kitaev materials have been analyzed in details, which reveals that on the nearest neighboring

level, the Kitaev, Heisenberg, and Gamma interactions in the Na_2IrO_3 material are FM, AFM, AFM, respectively. Assuming $\alpha\text{-Li}_2\text{IrO}_3$ to have the same signs of Kitaev, Heisenberg, and Gamma interactions, our analysis of the spin-1/2 $K\Gamma$ model in the $K < 0$, $J > 0$, and $\Gamma > 0$ region can be applied to both Na_2IrO_3 and $\alpha\text{-Li}_2\text{IrO}_3$.

We first compare the experimental results on Na_2IrO_3 with our analytical predictions. The spin orientations in the zigzag order of Na_2IrO_3 are observed to be nearly along the $\hat{x} + \hat{y}$ direction [34]. Comparing with Eq. (72), this corresponds to a small s , where s is defined in Eq. (65). Although $\rho_C \ll \nu_C$ in the small J limit, it is possible to satisfy the condition $\rho_C \simeq -\nu_C/\sqrt{2}$ (so that $s \sim 0$) when J becomes large.

Next, we discuss the counter-rotating spiral order in $\alpha\text{-Li}_2\text{IrO}_3$. Ref. [35] observes a propagation wavevector for the counter-rotating spiral order as $(0.32, 0, 0)$, where the units for the three components in sequence are $2\pi/a$, $2\pi/b$ and $2\pi/c$, respectively. While the definitions of a and b are shown in Fig. 3, c is the lattice constant along the third direction which is perpendicular to the plane of the honeycomb lattice, hence not important for our consideration since the interactions between the layers are small. Notice that the coupled-chain analysis predicts a counter-rotating spiral order which is six-site periodic along the zigzag chains. Since the unit cell of a zigzag chain contains two sites, the predicted wavevector is $2\pi/(3a)$, as can be seen by comparing the magnetic order in Fig. 2 (b) with the definition of a given in Fig. 3. Therefore, the predicted value 1/3 is close to the experimentally observed value 0.32, though the experimental result is about 3% away from commensuration.

In addition, the experimentally observed magnetic ordering structure within a honeycomb layer of $\alpha\text{-Li}_2\text{IrO}_3$ [35] exhibits the same pattern as our theoretical prediction, except that the experimental wavevector is slightly incommensurate. The expression for the spin ordering in $\alpha\text{-Li}_2\text{IrO}_3$ observed in experiments is summarized in Eq. (B4) in Ref. [35]. Denoting \vec{S}_j ($j = a_1, a_2, a_3, a_4, a_5, a_6$) to be six consecutive sites within a zigzag chain and assuming a commensurate wavevector, the pattern in Eq. (B4) in Ref. [35] can be rewritten as (for details, see

Appendix I)

$$\begin{aligned}\vec{S}_{a_1} &= \frac{1}{\sqrt{2}}(M_{z_o}, -M_{z_o}, 0)^T, \\ \vec{S}_{a_2} &= \frac{1}{2\sqrt{2}}(-\sqrt{3}M_{x_o} + M_{z_o}, -\sqrt{3}M_{x_o} - M_{z_o}, \sqrt{6}M_{y_o})^T, \\ \vec{S}_{a_3} &= \frac{1}{2\sqrt{2}}(\sqrt{3}M_{x_o} - M_{z_o}, \sqrt{3}M_{x_o} + M_{z_o}, -\sqrt{6}M_{y_o})^T, \\ \vec{S}_{a_4} &= \frac{1}{\sqrt{2}}(-M_{z_o}, M_{z_o}, 0)^T, \\ \vec{S}_{a_5} &= \frac{1}{2\sqrt{2}}(-\sqrt{3}M_{x_o} - M_{z_o}, -\sqrt{3}M_{x_o} + M_{z_o}, \sqrt{6}M_{y_o})^T, \\ \vec{S}_{a_6} &= \frac{1}{2\sqrt{2}}(\sqrt{3}M_{x_o} + M_{z_o}, \sqrt{3}M_{x_o} - M_{z_o}, -\sqrt{6}M_{y_o})^T.\end{aligned}\tag{81}$$

Comparing with Eq. (64), it is clear that the pattern in Eq. (81) coincides exactly with the theoretical pattern via the following identifications,

$$a_1 = 5, \quad a_2 = 6, \quad a_3 = 1, \quad a_4 = 2, \quad a_5 = 3, \quad a_6 = 4,\tag{82}$$

and

$$\begin{aligned}a &= \frac{1}{2\sqrt{2}}(-\sqrt{3}M_{x_o} + M_{z_o}), \\ b &= \frac{1}{2\sqrt{2}}(\sqrt{3}M_{x_o} + M_{z_o}), \\ c &= \frac{\sqrt{3}}{2}M_{y_o}, \\ d &= \frac{1}{\sqrt{2}}M_{z_o}.\end{aligned}\tag{83}$$

Notice that according to Eq. (40), the four parameters a, b, c, d are dependent on three bosonization coefficients λ_C, σ_C , and δ_C , which contain the same number of degrees of freedom as M_{x_o}, M_{y_o} , and M_{z_o} . Hence the three bosonization coefficients can be determined as

$$\begin{aligned}\lambda_C &= \frac{1}{\sqrt{3}}(-M_{x_o} + \sqrt{2}M_{y_o}), \\ \sigma_C &= \frac{1}{\sqrt{3}}(\sqrt{2}M_{x_o} + M_{y_o}), \\ \delta_C &= \frac{1}{\sqrt{3}}(M_{x_o} - \sqrt{2}M_{y_o}) + M_{z_o}.\end{aligned}\tag{84}$$

Plugging in the experimentally determined ratios

$$M_{x_o} : M_{y_o} : M_{z_o} = 0.67 : 0.33 : 1,\tag{85}$$

we obtain

$$\lambda_C : \sigma_C : \delta_C = -0.117 : 0.738 : 1.117.\tag{86}$$

Recall from Eq. (40) that in the small J limit, we expect $\lambda_C : \sigma_C : \delta_C \approx 1 : 0 : 0$. Hence the values in Eq. (86) indicate sizable Heisenberg interaction in the $\alpha\text{-Li}_2\text{IrO}_3$ material. On the other hand, it is worth to emphasize

that the extracted values of λ_C , σ_C , and δ_C in Eq. (86) do not exactly coincide with the corresponding bosonization coefficients in a single decoupled chain, since there can be renormalization effects due to inter-chain interactions. We note that the above discussion illustrates the crucial role played by the nonsymmorphic bosonization formulas in order to compare with experiments, since the conventional U(1) symmetric bosonization formulas in Eq. (18) are not able to give a magnetic structure in Eq. (81).

The above discussions confirm that the observed zigzag order in Na_2IrO_3 and the counter-rotating spiral order in $\alpha\text{-Li}_2\text{IrO}_3$ are consistent with the theoretically predicted ones. In particular, the monoclinic lattice structures of these materials in general lead to anisotropies in the bond strengths [9, 19, 32, 33], which justifies the use of an anisotropic KJT model as proposed in Eq. (1). We note that the zigzag and counter-rotating spiral orders have been derived in previous theoretical works based on different generalized Kitaev spin models [11, 13, 18, 26, 27, 32], which all involve beyond nearest neighboring interactions. Our work indicates the alternative possibility that a nearest neighboring spin-1/2 KJT model may be used as a minimal model to capture the zigzag and counter-rotating spiral orders in the $A_2\text{IrO}_3$ materials ($A = \text{Na}, \text{Li}$).

In addition, our coupled-chain analysis takes into full account the intra-chain quantum fluctuations, which can be lost in the classical analysis since the latter is applicable in the large- S limit. By providing a clear physical picture for the origins of the magnetic orders, the analysis based on coupled Luttinger liquid chains gives a quasi-1D explanation to all the three different types of orders (i.e., the 120° , counter-rotating spiral, and zigzag orders) on a theoretically sound ground.

VII. SUMMARY

In summary, starting from the Luttinger liquid phase of a decoupled spin-1/2 KJT chain with FM Kitaev and

AFM Heisenberg interactions, we have studied the same model in two dimensions by coupling the Luttinger liquid chains together on the honeycomb lattice. In addition to reproducing the 120° order in the FM Gamma region, the coupled-chain analysis reveals three magnetic orders in the AFM Gamma region, including 120° , commensurate counter-rotating spiral, and zigzag orders. While the two lines of phase transitions separating the three orders in the AFM Gamma region are first order phase transitions, they merge into a single point at $J = 0$, $K = -2\Gamma$, which is predicted to be a quantum critical point. More analytical and numerical studies on the nature of this quantum critical point are worth for future investigations. Furthermore, the uncovered zigzag and counter-rotating spiral orders may be applied to explain the observed magnetic orders in the Na_2IrO_3 and $\alpha\text{-Li}_2\text{IrO}_3$ materials. Our work reveals rich strongly correlated magnetic properties of the generalized Kitaev spin models, and showcases the importance of the signs and magnitudes of the couplings in stabilizing various types of magnetic orders.

Acknowledgments W.Y. and I.A. acknowledge support from NSERC Discovery Grant 04033-2016. A.N. acknowledges computational resources and services provided by Compute Canada and Advanced Research Computing at the University of British Columbia. A.N. acknowledges support from the Max Planck-UBC-UTokyo Center for Quantum Materials and the Canada First Research Excellence Fund (CFREF) Quantum Materials and Future Technologies Program of the Stewart Blusson Quantum Matter Institute (SBQMI). C.X. is partially supported by Strategic Priority Research Program of CAS (No. XDB28000000). H.Y.K. is supported by the NSERC Discovery Grant No. 06089-2016, the Centre for Quantum Materials at the University of Toronto, the Canadian Institute for Advanced Research, and the Canada Research Chairs Program.

Appendix A: Explicit forms of the Hamiltonians

In this appendix, we give the explicit forms of the 1D Hamiltonian in both the original and the six-sublattice rotated frames. We also give the forms of the interchain interactions.

In the original frame, the Hamiltonian of the 1D spin-1/2 KJT model has a two-site periodicity. Within a unit cell, the Hamiltonian is

$$\begin{aligned} H_{12} &= K S_1^x S_2^x + J \vec{S}_1 \cdot \vec{S}_2 + \Gamma (S_1^y S_2^z + S_1^z S_2^y), \\ H_{23} &= K S_2^y S_3^y + J \vec{S}_2 \cdot \vec{S}_3 + \Gamma (S_2^z S_3^x + S_2^x S_3^z). \end{aligned} \quad (\text{A1})$$

The interchain coupling in the original frame is given by

$$\alpha_z [K S_i^z S_j^z + J \vec{S}_i \cdot \vec{S}_j + \Gamma (S_i^x S_j^y + S_i^y S_j^x)]. \quad (\text{A2})$$

In the U_6 frame, the Hamiltonian of the 1D spin-1/2 KJT model has a three-site periodicity. Within a unit cell,

the Hamiltonian is

$$\begin{aligned}
H'_{12} &= (K + J)S_1^{\prime x} S_2^{\prime x} + \Gamma(S_1^{\prime y} S_2^{\prime y} + S_1^{\prime z} S_2^{\prime z}) + J(S_1^{\prime y} S_2^{\prime z} + S_1^{\prime z} S_2^{\prime y}), \\
H'_{23} &= (K + J)S_2^{\prime z} S_3^{\prime z} + \Gamma(S_2^{\prime x} S_3^{\prime x} + S_2^{\prime y} S_3^{\prime y}) + J(S_2^{\prime x} S_3^{\prime y} + S_2^{\prime y} S_3^{\prime x}), \\
H'_{34} &= (K + J)S_2^{\prime y} S_3^{\prime y} + \Gamma(S_2^{\prime z} S_3^{\prime z} + S_2^{\prime x} S_3^{\prime x}) + J(S_2^{\prime z} S_3^{\prime x} + S_2^{\prime x} S_3^{\prime z}).
\end{aligned} \tag{A3}$$

The interchain coupling in the U_6 frame for bond γ is

$$H'_{ij} = \alpha_z [(K + J)S_i^{\prime \gamma} S_j^{\prime \gamma} + \Gamma(S_i^{\prime \alpha} S_j^{\prime \alpha} + S_i^{\prime \beta} S_j^{\prime \beta}) + J(S_i^{\prime \alpha} S_j^{\prime \beta} + S_i^{\prime \beta} S_j^{\prime \alpha})]. \tag{A4}$$

Appendix B: The 1 + 1-dimensional $SU(2)_1$ WZW model

The low energy physics of the spin-1/2 $SU(2)$ AFM chain is known to be described by the $SU(2)_1$ Wess-Zumino-Witten (WZW) model [77], defined by the following Sugawara Hamiltonian

$$H = \frac{2\pi}{3}v \int dx (\vec{J}_L \cdot \vec{J}_L + \vec{J}_R \cdot \vec{J}_R) - g_c \int dx \vec{J}_L \cdot \vec{J}_R, \tag{B1}$$

in which v is the spin velocity, $g_c > 0$ is the marginally irrelevant coupling,

$$\begin{aligned}
\vec{J}_L &= -\frac{1}{4\pi} \text{tr}[(\partial_z g)g^{-1}\vec{\sigma}], \\
\vec{J}_R &= \frac{1}{4\pi} \text{tr}[g^{-1}(\partial_{\bar{z}}g)\vec{\sigma}],
\end{aligned} \tag{B2}$$

where the $SU(2)$ matrix g is the $SU(2)_1$ primary field.

Denoting $\epsilon(x) = \text{tr}g(x)$ and $\vec{N}(x) = i\text{tr}(g(x)\vec{\sigma})$, the transformation properties of the $SU(2)_1$ WZW fields under time reversal, spatial translation, spatial inversion, and the global spin rotation are given by [62]

$$\begin{aligned}
T: \quad \epsilon(x) &\rightarrow \epsilon(x), \quad \vec{N}(x) \rightarrow -\vec{N}(x), \\
\vec{J}_L(x) &\rightarrow -\vec{J}_R(x), \quad \vec{J}_R(x) \rightarrow -\vec{J}_L(x),
\end{aligned} \tag{B3}$$

$$\begin{aligned}
T_a: \quad \epsilon(x) &\rightarrow -\epsilon(x), \quad \vec{N}(x) \rightarrow -\vec{N}(x), \\
\vec{J}_L(x) &\rightarrow \vec{J}_L(x), \quad \vec{J}_R(x) \rightarrow \vec{J}_R(x),
\end{aligned} \tag{B4}$$

$$\begin{aligned}
I: \quad \epsilon(x) &\rightarrow -\epsilon(-x), \quad \vec{N}(x) \rightarrow \vec{N}(-x), \\
\vec{J}_L(x) &\rightarrow \vec{J}_R(-x), \quad \vec{J}_R(x) \rightarrow \vec{J}_L(-x),
\end{aligned} \tag{B5}$$

$$\begin{aligned}
R: \quad \epsilon(x) &\rightarrow \epsilon(x), \quad N^\alpha(x) \rightarrow R^\alpha_\beta N^\beta(x), \\
J_L^\alpha(x) &\rightarrow R^\alpha_\beta J_L^\beta(x), \quad J_R^\alpha(x) \rightarrow R^\alpha_\beta J_R^\beta(x),
\end{aligned} \tag{B6}$$

in which x is the spatial coordinate; R^α_β ($\alpha, \beta = x, y, z$) is the matrix element of the 3×3 rotation matrix R .

Appendix C: Symmetry analysis of the low energy field theory in the Luttinger liquid phase

Based on a symmetry analysis, the low energy Luttinger liquid theory in Eq. (9) can be derived by performing a field theory perturbation on the couplings $K - \Gamma$ and J as discussed in Ref. [62], where the unperturbed system is taken as the the hidden $SU(2)$ symmetric AFM point ($K = \Gamma < 0, J = 0$) [61], and $K - \Gamma, J$ are assumed to be small. Particularly, the Luttinger liquid theory in Eq. (9) has an emergent $U(1)$ symmetry corresponding to the translation invariance of the φ field (i.e., $\varphi \rightarrow \varphi + \beta$ where $\beta \in \mathbb{R}$). In this appendix, we briefly review the perturbative analysis in Ref. [62].

For $K < 0$, there is an extended Luttinger liquid phase in the phase diagram discussed in Ref. [62]. In this subsection, we give a quick review of the derivation of the Luttinger liquid phase based on a symmetry analysis. Because of Eq. (5), we consider the $\Gamma < 0$ region.

When $K = \Gamma < 0$, $J = 0$, the system acquires the form of the SU(2) AFM model in the U_6 frame. The SU(2)₁ WZW model can be taken as the unperturbed system, and the low energy physics for small $K - \Gamma$ and J can be analyzed by performing a field theory perturbation. Here we use a symmetry analysis to figure out all the symmetry allowed operators whose scaling dimensions are less than or equal to 2 (which correspond to the relevant and marginal operators in 1+1-dimension). The transformation properties of the SU(2)₁ WZW primary field and current operators which will be used for symmetry analysis have been summarized in Appendix B.

First, the dimension 1/2 operator g and the dimension 3/2 operators $\vec{J}_L g, \vec{J}_R g$ are forbidden since they change sign under T_{3a} .

Second, for the dimension 1 operators \vec{J}_L, \vec{J}_R , time reversal symmetry requires the combination $J_L^\alpha - J_R^\alpha$ ($\alpha = x, y, z$), among which only $J_L^z - J_R^z$ is invariant under the D_3 group ($= G/\langle T_{3a} \rangle$), where $\hat{z}' = \frac{1}{\sqrt{3}}(1, 1, 1)^T$, and $G = \langle R(\hat{z}', -\frac{2\pi}{3})T_a, R(\hat{y}', \pi)I \rangle$.

Third, for the dimension 2 operators $J_L^\alpha J_L^\beta, J_R^\alpha J_R^\beta, J_L^\alpha J_R^\beta$, time reversal symmetry requires the combinations $J_L^\alpha J_L^\beta + J_R^\alpha J_R^\beta$ and $J_L^\alpha J_R^\beta + J_L^\beta J_R^\alpha$. Notice that either $\{J_L^\alpha\}_{\alpha=x,y,z}$ or $\{J_R^\alpha\}_{\alpha=x,y,z}$ can be decomposed as $A_2 \oplus E$ according to the irreducible representations of the D_3 group [97]. Since $A_2 \otimes A_2 = A_1$, and $E \otimes E = A_1 \oplus A_2 \oplus E$, the A_1 representations among all the dimension 2 operators are given by $\vec{J}_L \cdot \vec{J}_L + \vec{J}_L \cdot \vec{J}_R, \vec{J}_L \cdot \vec{J}_R$, and $J_L^z J_L^z + J_R^z J_R^z, J_L^z J_R^z$.

In summary, the low energy field theory compatible with the nonsymmorphic symmetry group is

$$H = \frac{2\pi}{3}v' \int dx (\vec{J}_L \cdot \vec{J}_L + \vec{J}_R \cdot \vec{J}_R) - g'_c \int dx \vec{J}_L \cdot \vec{J}_R + \int dx [g_1(J_L^0 - J_R^0) + g_2 J_L^0 J_R^0 + g_3(J_L^0 J_L^0 + J_R^0 J_R^0)]. \quad (C1)$$

On the other hand, $J_\lambda^z J_\lambda^z = \frac{1}{3} \vec{J}_\lambda \cdot \vec{J}_\lambda$ in the SU(2)₁ WZW model, where $\lambda = L, R$ [62]. In addition, by performing a chiral rotation [84–86] the chiral term $J_L^0 - J_R^0$ can be eliminated. Hence Eq. (C1) can be further simplified into

$$H = \frac{2\pi}{3}v'' \int dx (\vec{J}_L \cdot \vec{J}_L + \vec{J}_R \cdot \vec{J}_R) - g'_c \int dx [(J_L^x J_R^x + J_L^y J_R^y) + (1 + \delta_c) J_L^z J_R^z], \quad (C2)$$

which is the same as the low energy field theory of the XXZ model. Whether the anisotropy in Eq. (C2) is easy-plane or easy-axis depends on the sign of δ_c . In fact, for the spin-1/2 Kitaev-Heisenberg-Gamma model in the FM Kitaev region, the system has easy-plane anisotropy (i.e., gapless at low energies) when $J > 0$ [62].

Appendix D: DMRG numerics on the symmetry axis of emergent U(1) symmetry

In principle, the ten bosonization coefficients can be determined numerically by comparing numerical results with analytical predictions. However, a complete determination of all the ten parameters is difficult. Here we only study the symmetry axis of the emergent U(1) symmetry, and numerically verify that it is indeed along the (1, 1, 1)-direction. DMRG calculations are performed on a variety of system sizes (including $L = 192, 384, 576, 768$ sites) using open boundary conditions. In all DMRG simulations, several sweeps were performed keeping the truncation error ϵ below 10^{-10} , while the maximum bond dimension allowed is $m = 1000$.

Using DMRG simulations, we first determine the Luttinger parameter κ , which is expected to vary continuously in the Luttinger liquid phase in Fig. 5. We introduce the local energy density $E(r)$ as the expectation value of the Hamiltonian density $h(r)$, where $h(r)$ is defined in the original frame as

$$h(r) = K S_r^\gamma S_{r+1}^\gamma + J \vec{S}_r \cdot \vec{S}_{r+1} + \Gamma (S_r^\alpha S_{r+1}^\beta + S_r^\beta S_{r+1}^\alpha). \quad (D1)$$

According to Ref. [82], the energy density $E(r)$ can be separated into a uniform component $E_U(r)$ and a staggered component $E_A(r)$ in the long distance limit $r \gg 1$ if open boundary conditions are used, i.e.,

$$E(r) = E_U(r) + (-)^r E_A(r), \quad (D2)$$

in which r is the distance measured from one of the two boundaries of the system, and both $E_U(r)$ and $E_A(r)$ are smooth functions of r on a length scale much larger than the lattice constant. In the Luttinger liquid phase, $E_A(r)$ is predicted to behave in the long distance limit as

$$E_A(r) \propto (r_L)^{-\kappa}, \quad (D3)$$

in which κ is the Luttinger parameter, and

$$r_L = \frac{L}{\pi} \sin\left(\frac{\pi r}{L}\right) \quad (D4)$$

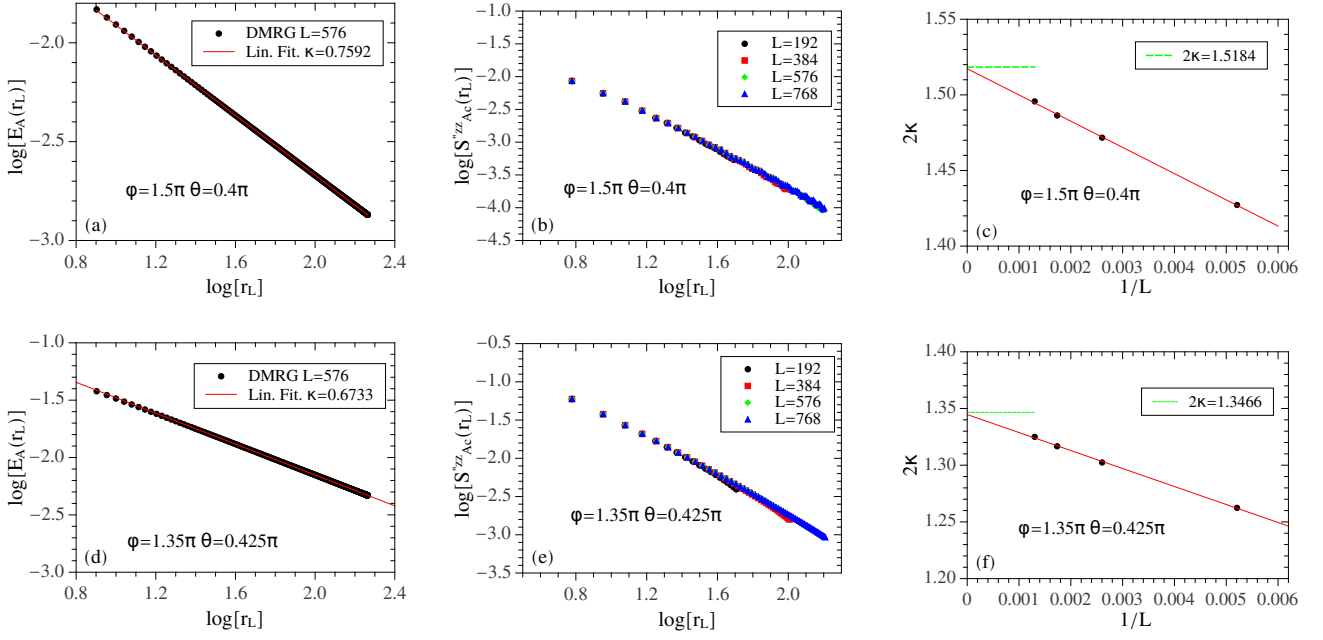


FIG. 13: (a,d) Staggered energy density $E_A(r)$ vs. $r_L = \frac{L}{\pi} \sin(\frac{\pi r}{L})$ on a log-log scale, (b,e) $S_{Ac}^{zz}(r)$ vs. r_L on a log-log scale for a variety of system sizes L , (c,f) values of twice of the Luttinger parameter 2κ as functions of the inverse system size $1/L$ extracted from the correlation functions and the extrapolations of 2κ to $L \rightarrow \infty$, where the parameters in the spin-1/2 $K\mathcal{J}\mathcal{I}$ Hamiltonian are taken as $(\phi = 1.5\pi, \theta = 0.4\pi)$ in (a,b,c) and $(\phi = 1.35\pi, \theta = 0.425\pi)$ in (d,e,f), where ϕ and θ are defined in Eq. (6). In (a,d), DMRG calculations are performed on a system of $L = 576$ sites with open boundary conditions within the original frame. In (b,c,e,f), DMRG calculations are performed on systems of $L = 192, 384, 576, 768$ sites with open boundary conditions within the OU_6 frame. In (a-f), the truncation error ϵ and bond dimension m in DMRG calculations are taken as $\epsilon = 10^{-10}$ and $m = 1000$.

in accordance with conformal field theory on finite size systems with periodic boundary conditions. Eq. (D3) can be used to numerically determine the Luttinger parameter κ , provided the data points are far away from the boundaries so that there is essentially no difference between open and periodic boundary conditions. We note that $E_A(r)$ can be extracted from the data of $E(r)$ using a three-point formula as discussed in Ref. [62].

We have computed $E_A(r)$ using DMRG simulations for an open system of $L = 576$ sites, at two representative points. Fig. 13 (a) and (d) show the numerical results of $E_A(r)$ vs. $r_L = \frac{L}{\pi} \sin(\frac{\pi r}{L})$ on a log-log scale, for $(\phi = 1.5\pi, \theta = 0.4\pi)$ and $(\phi = 1.35\pi, \theta = 0.425\pi)$, respectively, where ϕ and θ are defined in Eq. (6). By fitting the numerical data with the formula in Eq. (D3), excellent linear relations are obtained which give $\kappa = 0.7592$ and $\kappa = 0.6733$ for Fig. 13 (a) and (d), respectively.

To determine the symmetry axis of the emergent U(1) symmetry, we consider the static correlation function $S_c^{zz}(r)$ of the “staggered center of mass” spin $S_{s.c.}^{zz}(n)$ along z'' -direction in the OU_6 frame, where $S_{s.c.}^{zz}(n)$ and $S_c^{zz}(r)$ are defined as

$$S_{s.c.}^{zz}(n) = -S_{1+3n}^{zz} + S_{2+3n}^{zz} - S_{3+3n}^{zz} \quad (D5)$$

and

$$S_c^{zz}(r = 3n) = \langle S_{s.c.}^{zz}(1) S_{s.c.}^{zz}(n) \rangle. \quad (D6)$$

Similar to Eq. (D2), $S_c^{zz}(r)$ can be decomposed into a uniform and staggered part as

$$S_c^{zz}(r) = S_{Uc}^{zz}(r) + (-)^r S_{Ac}^{zz}(r), \quad (D7)$$

where both $S_{Uc}^{zz}(r)$ and $S_{Ac}^{zz}(r)$ are smooth functions of r on a length scale much larger than the lattice constant. As can be verified, the nonsymmorphic bosonization formula in Eq. (25) predicts

$$S_{Ac}^{zz}(r) = \frac{9(v_C)^2}{(r_L)^{2\kappa}}, \quad r \gg 1. \quad (D8)$$

Eq. (D8) can be used to numerically check whether the symmetry axis of the emergent U(1) symmetry is along the $\hat{z}'' = \frac{1}{\sqrt{3}}(1, 1, 1)^T$ direction in the U_6 frame.

Fig. 13 (b) and (e) show the numerical results of $S''_{Ac}{}^{zz}(r)$ vs. r_L on a log-log scale, for $(\phi = 1.5\pi, \theta = 0.4\pi)$ and $(\phi = 1.35\pi, \theta = 0.425\pi)$, respectively, computed in open systems in the OU_6 frame for a variety of system sizes L including $L = 192, 384, 576, 768$. It can be seen from Fig. 13 (b,e) that the relations are very linear.

The Luttinger parameters extracted from correlation functions are shown in Fig. 13 (c) for $(\phi = 1.5\pi, \theta = 0.4\pi)$, and Fig. 13 (f) for $(\phi = 1.35\pi, \theta = 0.425\pi)$. In Fig. 13 (c,f), the values of the Luttinger parameters for different system sizes are plotted against $1/L$. Extrapolating to the $L \rightarrow \infty$ limit shown by the red dashed lines in Fig. 13 (c,f), we obtain $2\kappa = 1.5184$ for $(\phi = 1.5\pi, \theta = 0.4\pi)$, and $2\kappa = 1.3466$ for $(\phi = 1.35\pi, \theta = 0.425\pi)$, which are fully consistent with the Luttinger parameters obtained in Fig. 13 (a) and (d) to a high degree of accuracy. The excellent agreements between the values of the Luttinger parameter extracted from two independent methods confirm that the symmetry axis for the emergent U(1) symmetry in the U_6 frame is indeed along the (1, 1, 1)-direction in the Luttinger liquid phase in Fig. 5 (a).

Appendix E: The nonsymmorphic bosonization formulas

1. Derivation of the nonsymmorphic bosonization formulas

In the Luttinger liquid phase shown in Fig. (5), the U(1) symmetry is emergent at low energies, while the microscopic Hamiltonian only has discrete symmetries. Therefore, although the low energy field theory of the Luttinger liquid phase is given by Eq. (9), the abelian bosonization formulas can break the emergent U(1) symmetry and are only required to respect the exact nonsymmorphic symmetry group of the system. In fact, from a renormalization group (RG) point of view, such U(1) breaking effects originate from the multiplicative wavefunction renormalizations of the spin operators in the high energy region along the RG flow where the discrete lattice structure is still visible, which has been discussed in detail in [70] for a parameter region of the spin-1/2 KJI chain different from this work.

Next we derive the most general form of the nonsymmorphic bosonization formulas compatible with the discrete nonsymmorphic symmetry group. We note that the transformation properties of \mathcal{J}^α and \mathcal{N}^α ($\alpha = x, y, z$) under the symmetry operations of the system can be derived from Eq. (29). We will work out the most general forms of \mathcal{C}_i ($i = 1, 2, 3$) allowed by symmetries, and the discussion for \mathcal{D}_i is exactly similar.

First consider the symmetry operation $R(\hat{z}'', -\frac{2\pi}{3})T_a$. Using the transformation properties

$$\begin{aligned} [R(\hat{z}'', -\frac{2\pi}{3})T_a](S''_{i+3n}{}^x S''_{i+3n}{}^y S''_{i+3n}{}^z)[R(\hat{z}'', -\frac{2\pi}{3})T_a]^{-1} &= (S''_{i+1+3n}{}^x S''_{i+1+3n}{}^y S''_{i+1+3n}{}^z)M_z, \\ [R(\hat{z}'', -\frac{2\pi}{3})T_a](\mathcal{N}^x \mathcal{N}^y \mathcal{N}^z)[R(\hat{z}'', -\frac{2\pi}{3})T_a]^{-1} &= (-)(\mathcal{N}^x \mathcal{N}^y \mathcal{N}^z)M_z, \end{aligned} \quad (\text{E1})$$

we obtain

$$\begin{aligned} \mathcal{C}_1 &= M_z^{-1}\mathcal{C}_2M_z, \\ \mathcal{C}_3 &= M_z\mathcal{C}_2M_z^{-1}, \end{aligned} \quad (\text{E2})$$

in which

$$M_z = \begin{pmatrix} -\frac{1}{2} & \frac{\sqrt{3}}{2} & 0 \\ -\frac{\sqrt{3}}{2} & -\frac{1}{2} & 0 \\ 0 & 0 & 1 \end{pmatrix}. \quad (\text{E3})$$

We note that there is an overall minus sign in the right hand side of the second equation in Eq. (E1) since N''^α changes sign under T_a according to Eq. (29).

Then consider the symmetry operation $R(\hat{y}'', \pi)I$. Using the transformation properties

$$\begin{aligned} [R(\hat{y}'', \pi)I](S''_{i+3n}{}^x S''_{i+3n}{}^y S''_{i+3n}{}^z)[R(\hat{y}'', \pi)I]^{-1} &= (S''_{10-i-3n}{}^x S''_{10-i-3n}{}^y S''_{10-i-3n}{}^z)M_y, \\ [R(\hat{y}'', \pi)I](\mathcal{N}^x(r) \mathcal{N}^y(r) \mathcal{N}^z(r))[R(\hat{y}'', \pi)I]^{-1} &= (\mathcal{N}^x(-r) \mathcal{N}^y(-r) \mathcal{N}^z(-r))M_y, \end{aligned} \quad (\text{E4})$$

we obtain

$$\begin{aligned} \mathcal{C}_1 &= M_y\mathcal{C}_3M_y^{-1}, \\ \mathcal{C}_2 &= M_y\mathcal{C}_2M_y^{-1}, \end{aligned} \quad (\text{E5})$$

in which the coordinate in \mathcal{N}^α is $r = (i + 3n)a$ and the matrix M_y is

$$M_y = \begin{pmatrix} -1 & 0 & 0 \\ 0 & 1 & 0 \\ 0 & 0 & -1 \end{pmatrix}. \quad (\text{E6})$$

Because of the relation $(M_y M_z)^2 = 1$, Eqs. (E2,E5) leads to a single independent constraint: $\mathcal{C}_2 = M_y \mathcal{C}_2 M_y^{-1}$, which can be easily solved and gives the expression of \mathcal{C}_2 in Eq. (23). Then the matrices \mathcal{C}_1 and \mathcal{C}_3 can be obtained from Eq. (E2). The discussions on the matrices \mathcal{D}_i ($i = 1, 2, 3$) are exactly similar.

2. Explicit form of the bosonization formulas

We give the explicit form of the nonsymmorphic bosonization formulas for the spin operators in both the OU_6 frame as well as the U_6 frame in the $\Gamma < 0$ region. Notice that by performing a global spin rotation $R(\hat{z}, \pi)$, these formulas also apply to the AFM Γ region.

The nonsymmorphic bosonization formulas in the OU_6 frame are given by

$$\begin{aligned} S''_{1+3n}{}^x &= (\lambda_D + \frac{3}{4}\delta_D)\mathcal{J}^x + \frac{\sqrt{3}}{4}\delta_D\mathcal{J}^y - \frac{1}{2}\rho_D\mathcal{J}^z + (-)^{1+n}[(\lambda_C + \frac{3}{4}\delta_C)\mathcal{N}^x + \frac{\sqrt{3}}{4}\delta_C\mathcal{N}^y - \frac{1}{2}\rho_C\mathcal{N}^z], \\ S''_{1+3n}{}^y &= \frac{\sqrt{3}}{4}\delta_D\mathcal{J}^x + (\lambda_D + \frac{1}{4}\delta_D)\mathcal{J}^y + \frac{\sqrt{3}}{2}\rho_D\mathcal{J}^z + (-)^{1+n}[\frac{\sqrt{3}}{4}\delta_C\mathcal{N}^x + (\lambda_C + \frac{1}{4}\delta_C)\mathcal{N}^y + \frac{\sqrt{3}}{2}\rho_C\mathcal{N}^z], \\ S''_{1+3n}{}^z &= -\frac{1}{2}\sigma_D\mathcal{J}^x + \frac{\sqrt{3}}{2}\sigma_D\mathcal{J}^y + \nu_D\mathcal{J}^z + (-)^{1+n}[-\frac{1}{2}\sigma_C\mathcal{N}^x + \frac{\sqrt{3}}{2}\sigma_C\mathcal{N}^y + \nu_C\mathcal{N}^z], \end{aligned} \quad (\text{E7})$$

$$\begin{aligned} S''_{2+3n}{}^x &= \lambda_D\mathcal{J}^x + \rho_D\mathcal{J}^z + (-)^n[\lambda_C\mathcal{N}^x + \rho_C\mathcal{N}^z], \\ S''_{2+3n}{}^y &= (\lambda_D + \delta_D)\mathcal{J}^y + (-)^n(\lambda_C + \delta_C)\mathcal{N}^y, \\ S''_{2+3n}{}^z &= \sigma_D\mathcal{J}^x + \nu_D\mathcal{J}^z + (-)^n[\sigma_C\mathcal{N}^x + \nu_C\mathcal{N}^z], \end{aligned} \quad (\text{E8})$$

$$\begin{aligned} S''_{3+3n}{}^x &= (\lambda_D + \frac{3}{4}\delta_D)\mathcal{J}^x - \frac{\sqrt{3}}{4}\delta_D\mathcal{J}^y - \frac{1}{2}\rho_D\mathcal{J}^z + (-)^{1+n}[(\lambda_C + \frac{3}{4}\delta_C)\mathcal{N}^x - \frac{\sqrt{3}}{4}\delta_C\mathcal{N}^y - \frac{1}{2}\rho_C\mathcal{N}^z], \\ S''_{3+3n}{}^y &= -\frac{\sqrt{3}}{4}\delta_D\mathcal{J}^x + (\lambda_D + \frac{1}{4}\delta_D)\mathcal{J}^y - \frac{\sqrt{3}}{2}\rho_D\mathcal{J}^z + (-)^{1+n}[-\frac{\sqrt{3}}{4}\delta_C\mathcal{N}^x + (\lambda_C + \frac{1}{4}\delta_C)\mathcal{N}^y - \frac{\sqrt{3}}{2}\rho_C\mathcal{N}^z], \\ S''_{3+3n}{}^z &= -\frac{1}{2}\sigma_D\mathcal{J}^x + \frac{\sqrt{3}}{2}\sigma_D\mathcal{J}^y + \nu_D\mathcal{J}^z + (-)^{1+n}[-\frac{1}{2}\sigma_C\mathcal{N}^x + \frac{\sqrt{3}}{2}\sigma_C\mathcal{N}^y + \nu_C\mathcal{N}^z]. \end{aligned} \quad (\text{E9})$$

The nonsymmorphic bosonization formulas in the U_6 frame are given by

$$\begin{aligned} S'_{1+3n}{}^x &= (-\frac{1}{\sqrt{6}}\lambda_D - \frac{\sqrt{3}}{2\sqrt{2}}\delta_D - \frac{1}{2\sqrt{3}}\sigma_D)\mathcal{J}^x + (-\frac{1}{\sqrt{2}}\lambda_D - \frac{1}{2\sqrt{2}}\delta_D + \frac{1}{2}\sigma_D)\mathcal{J}^y + (\frac{1}{\sqrt{3}}\nu_D - \frac{1}{\sqrt{6}}\rho_D)\mathcal{J}^z \\ &+ (-)^{1+n}[(-\frac{1}{\sqrt{6}}\lambda_C - \frac{\sqrt{3}}{2\sqrt{2}}\delta_C - \frac{1}{2\sqrt{3}}\sigma_C)\mathcal{N}^x + (-\frac{1}{\sqrt{2}}\lambda_C - \frac{1}{2\sqrt{2}}\delta_C + \frac{1}{2}\sigma_C)\mathcal{N}^y + (\frac{1}{\sqrt{3}}\nu_C - \frac{1}{\sqrt{6}}\rho_C)\mathcal{N}^z] \\ S'_{1+3n}{}^y &= (\sqrt{\frac{2}{3}}\lambda_D + \frac{\sqrt{3}}{2\sqrt{2}}\delta_D - \frac{1}{2\sqrt{3}}\sigma_D)\mathcal{J}^x + (\frac{1}{2\sqrt{2}}\delta_D + \frac{1}{2}\sigma_D)\mathcal{J}^y + (\frac{1}{\sqrt{3}}\nu_D - \frac{1}{\sqrt{6}}\rho_D)\mathcal{J}^z \\ &+ (-)^n[(\sqrt{\frac{2}{3}}\lambda_C + \frac{\sqrt{3}}{2\sqrt{2}}\delta_C - \frac{1}{2\sqrt{3}}\sigma_C)\mathcal{N}^x + (\frac{1}{2\sqrt{2}}\delta_C + \frac{1}{2}\sigma_C)\mathcal{N}^y + (\frac{1}{\sqrt{3}}\nu_C - \frac{1}{\sqrt{6}}\rho_C)\mathcal{N}^z] \\ S'_{1+3n}{}^z &= (-\frac{1}{\sqrt{6}}\lambda_D - \frac{1}{2\sqrt{3}}\sigma_D)\mathcal{J}^x + (\frac{1}{\sqrt{2}}\lambda_D + \frac{1}{2}\sigma_D)\mathcal{J}^y + (\frac{1}{\sqrt{3}}\nu_D + \sqrt{\frac{2}{3}}\rho_D)\mathcal{J}^z \\ &+ (-)^{1+n}[(-\frac{1}{\sqrt{6}}\lambda_C - \frac{1}{2\sqrt{3}}\sigma_C)\mathcal{N}^x + (\frac{1}{\sqrt{2}}\lambda_C + \frac{1}{2}\sigma_C)\mathcal{N}^y + (\frac{1}{\sqrt{3}}\nu_C + \sqrt{\frac{2}{3}}\rho_C)\mathcal{N}^z] \end{aligned} \quad (\text{E10})$$

$$\begin{aligned}
S_{2+3n}^{\prime x} &= \left(-\frac{1}{\sqrt{6}}\lambda_D + \frac{1}{\sqrt{3}}\sigma_D\right)\mathcal{J}^x - \frac{1}{\sqrt{2}}(\lambda_D + \delta_D)\mathcal{J}^y + \left(\frac{1}{\sqrt{3}}\nu_D - \frac{1}{\sqrt{6}}\rho_D\right)\mathcal{J}^z \\
&+ (-)^n \left[\left(-\frac{1}{\sqrt{6}}\lambda_C + \frac{1}{\sqrt{3}}\sigma_C\right)\mathcal{N}^x - \frac{1}{\sqrt{2}}(\lambda_C + \delta_C)\mathcal{N}^y + \left(\frac{1}{\sqrt{3}}\nu_C - \frac{1}{\sqrt{6}}\rho_C\right)\mathcal{N}^z\right] \\
S_{2+3n}^{\prime y} &= \left(\sqrt{\frac{2}{3}}\lambda_D + \frac{1}{\sqrt{3}}\sigma_D\right)\mathcal{J}^x + \left(\frac{1}{\sqrt{3}}\nu_D + \sqrt{\frac{2}{3}}\rho_D\right)\mathcal{J}^z \\
&+ (-)^n \left[\left(\sqrt{\frac{2}{3}}\lambda_C + \frac{1}{\sqrt{3}}\sigma_C\right)\mathcal{N}^x + \left(\frac{1}{\sqrt{3}}\nu_C + \sqrt{\frac{2}{3}}\rho_C\right)\mathcal{N}^z\right] \\
S_{2+3n}^{\prime z} &= \left(-\frac{1}{\sqrt{6}}\lambda_D + \frac{1}{\sqrt{3}}\sigma_D\right)\mathcal{J}^x + \frac{1}{\sqrt{2}}(\lambda_D + \delta_D)\mathcal{J}^y + \left(\frac{1}{\sqrt{3}}\nu_D - \frac{1}{\sqrt{6}}\rho_D\right)\mathcal{J}^z \\
&+ (-)^n \left[\left(-\frac{1}{\sqrt{6}}\lambda_C + \frac{1}{\sqrt{3}}\sigma_C\right)\mathcal{N}^x + \frac{1}{\sqrt{2}}(\lambda_C + \delta_C)\mathcal{N}^y + \left(\frac{1}{\sqrt{3}}\nu_C - \frac{1}{\sqrt{6}}\rho_C\right)\mathcal{N}^z\right]
\end{aligned} \tag{E11}$$

$$\begin{aligned}
S_{3+3n}^{\prime x} &= \left(-\frac{1}{\sqrt{6}}\lambda_D - \frac{1}{2\sqrt{3}}\sigma_D\right)\mathcal{J}^x - \left(\frac{1}{\sqrt{2}}\lambda_D + \frac{1}{2}\sigma_D\right)\mathcal{J}^y + \left(\frac{1}{\sqrt{3}}\nu_D + \sqrt{\frac{2}{3}}\rho_D\right)\mathcal{J}^z \\
&+ (-)^{1+n} \left[\left(-\frac{1}{\sqrt{6}}\lambda_C - \frac{1}{2\sqrt{3}}\sigma_C\right)\mathcal{N}^x - \left(\frac{1}{\sqrt{2}}\lambda_C + \frac{1}{2}\sigma_C\right)\mathcal{N}^y + \left(\frac{1}{\sqrt{3}}\nu_C + \sqrt{\frac{2}{3}}\rho_C\right)\mathcal{N}^z\right] \\
S_{3+3n}^{\prime y} &= \left(\sqrt{\frac{2}{3}}\lambda_D + \frac{\sqrt{3}}{2\sqrt{2}}\delta_D - \frac{1}{2\sqrt{3}}\sigma_D\right)\mathcal{J}^x - \left(\frac{1}{2\sqrt{2}}\delta_D + \frac{1}{2}\sigma_D\right)\mathcal{J}^y + \left(\frac{1}{\sqrt{3}}\nu_D - \frac{1}{\sqrt{6}}\rho_D\right)\mathcal{J}^z \\
&+ (-)^n \left[\left(\sqrt{\frac{2}{3}}\lambda_C + \frac{\sqrt{3}}{2\sqrt{2}}\delta_C - \frac{1}{2\sqrt{3}}\sigma_C\right)\mathcal{N}^x - \left(\frac{1}{2\sqrt{2}}\delta_C + \frac{1}{2}\sigma_C\right)\mathcal{N}^y + \left(\frac{1}{\sqrt{3}}\nu_C - \frac{1}{\sqrt{6}}\rho_C\right)\mathcal{N}^z\right] \\
S_{3+3n}^{\prime z} &= \left(-\frac{1}{\sqrt{6}}\lambda_D - \frac{\sqrt{3}}{2\sqrt{2}}\delta_D - \frac{1}{2\sqrt{3}}\sigma_D\right)\mathcal{J}^x + \left(\frac{1}{\sqrt{2}}\lambda_D + \frac{1}{2\sqrt{2}}\delta_D - \frac{1}{2}\sigma_D\right)\mathcal{J}^y + \left(\frac{1}{\sqrt{3}}\nu_D - \frac{1}{\sqrt{6}}\rho_D\right)\mathcal{J}^z \\
&+ (-)^{1+n} \left[\left(-\frac{1}{\sqrt{6}}\lambda_C - \frac{\sqrt{3}}{2\sqrt{2}}\delta_C - \frac{1}{2\sqrt{3}}\sigma_C\right)\mathcal{N}^x + \left(\frac{1}{\sqrt{2}}\lambda_C + \frac{1}{2\sqrt{2}}\delta_C - \frac{1}{2}\sigma_C\right)\mathcal{N}^y + \left(\frac{1}{\sqrt{3}}\nu_C - \frac{1}{\sqrt{6}}\rho_C\right)\mathcal{N}^z\right].
\end{aligned} \tag{E12}$$

Appendix F: Derivation of low energy mean field Hamiltonian

In this appendix, we derive the inter-chain low energy mean field Hamiltonian \mathcal{H} defined in Eq. (45). Expanding Eqs. (43,44), we obtain

$$\begin{aligned}
H_{cb} &= -\alpha_z \sum_n [\\
&(K + J)S_{c,2+6n}^{\prime z} \langle S_{b,2+6n}^{\prime z} \rangle + \Gamma(S_{c,2+6n}^{\prime x} \langle S_{b,2+6n}^{\prime x} \rangle + S_{c,2+6n}^{\prime y} \langle S_{b,2+6n}^{\prime y} \rangle) + J(S_{c,2+6n}^{\prime x} \langle S_{b,2+6n}^{\prime y} \rangle + S_{c,2+6n}^{\prime y} \langle S_{b,2+6n}^{\prime x} \rangle) + \\
&(K + J)S_{c,4+6n}^{\prime x} \langle S_{b,4+6n}^{\prime x} \rangle + \Gamma(S_{c,4+6n}^{\prime y} \langle S_{b,4+6n}^{\prime y} \rangle + S_{c,4+6n}^{\prime z} \langle S_{b,4+6n}^{\prime z} \rangle) + J(S_{c,4+6n}^{\prime y} \langle S_{b,4+6n}^{\prime z} \rangle + S_{c,4+6n}^{\prime z} \langle S_{b,4+6n}^{\prime y} \rangle) + \\
&(K + J)S_{c,6+6n}^{\prime y} \langle S_{b,6+6n}^{\prime y} \rangle + \Gamma(S_{c,6+6n}^{\prime z} \langle S_{b,6+6n}^{\prime z} \rangle + S_{c,6+6n}^{\prime x} \langle S_{b,6+6n}^{\prime x} \rangle) + J(S_{c,6+6n}^{\prime z} \langle S_{b,6+6n}^{\prime x} \rangle + S_{c,6+6n}^{\prime x} \langle S_{b,6+6n}^{\prime z} \rangle)], \tag{F1}
\end{aligned}$$

$$\begin{aligned}
H_{cd} &= -\alpha_z \sum_n [\\
&(K + J)S_{c,1+6n}^{\prime x} \langle S_{d,1+6n}^{\prime x} \rangle + \Gamma(S_{c,1+6n}^{\prime y} \langle S_{d,1+6n}^{\prime y} \rangle + S_{c,1+6n}^{\prime z} \langle S_{d,1+6n}^{\prime z} \rangle) + J(S_{c,1+6n}^{\prime y} \langle S_{d,1+6n}^{\prime z} \rangle + S_{c,1+6n}^{\prime z} \langle S_{d,1+6n}^{\prime y} \rangle) + \\
&(K + J)S_{c,3+6n}^{\prime y} \langle S_{d,3+6n}^{\prime y} \rangle + \Gamma(S_{c,3+6n}^{\prime z} \langle S_{d,3+6n}^{\prime z} \rangle + S_{c,3+6n}^{\prime x} \langle S_{d,3+6n}^{\prime x} \rangle) + J(S_{c,3+6n}^{\prime z} \langle S_{d,3+6n}^{\prime x} \rangle + S_{c,3+6n}^{\prime x} \langle S_{d,3+6n}^{\prime z} \rangle) + \\
&(K + J)S_{c,5+6n}^{\prime z} \langle S_{d,5+6n}^{\prime z} \rangle + \Gamma(S_{c,5+6n}^{\prime x} \langle S_{d,5+6n}^{\prime x} \rangle + S_{c,5+6n}^{\prime y} \langle S_{d,5+6n}^{\prime y} \rangle) + J(S_{c,5+6n}^{\prime x} \langle S_{d,5+6n}^{\prime y} \rangle + S_{c,5+6n}^{\prime y} \langle S_{d,5+6n}^{\prime x} \rangle)]. \tag{F2}
\end{aligned}$$

The mean field Hamiltonian $\mathcal{H} = H_{cb} + H_{cd}$ can be rewritten as

$$\begin{aligned}
\mathcal{H} = & -(S_1^x, S_1^y, S_1^z) \begin{pmatrix} \Gamma & J & 0 \\ J & \Gamma & 0 \\ 0 & 0 & K+J \end{pmatrix} \begin{pmatrix} \langle S_4^x \rangle \\ \langle S_4^y \rangle \\ \langle S_4^z \rangle \end{pmatrix} - (S_2^x, S_2^y, S_2^z) \begin{pmatrix} \Gamma & 0 & J \\ 0 & K+J & 0 \\ J & 0 & \Gamma \end{pmatrix} \begin{pmatrix} \langle S_5^x \rangle \\ \langle S_5^y \rangle \\ \langle S_5^z \rangle \end{pmatrix} \\
& - (S_3^x, S_3^y, S_3^z) \begin{pmatrix} K+J & 0 & 0 \\ 0 & \Gamma & J \\ 0 & J & \Gamma \end{pmatrix} \begin{pmatrix} \langle S_6^x \rangle \\ \langle S_6^y \rangle \\ \langle S_6^z \rangle \end{pmatrix} - (S_4^x, S_4^y, S_4^z) \begin{pmatrix} \Gamma & J & 0 \\ J & \Gamma & 0 \\ 0 & 0 & K+J \end{pmatrix} \begin{pmatrix} \langle S_1^x \rangle \\ \langle S_1^y \rangle \\ \langle S_1^z \rangle \end{pmatrix} \\
& - (S_5^x, S_5^y, S_5^z) \begin{pmatrix} \Gamma & 0 & J \\ 0 & K+J & 0 \\ J & 0 & \Gamma \end{pmatrix} \begin{pmatrix} \langle S_2^x \rangle \\ \langle S_2^y \rangle \\ \langle S_2^z \rangle \end{pmatrix} - (S_6^x, S_6^y, S_6^z) \begin{pmatrix} K+J & 0 & 0 \\ 0 & \Gamma & J \\ 0 & J & \Gamma \end{pmatrix} \begin{pmatrix} \langle S_3^x \rangle \\ \langle S_3^y \rangle \\ \langle S_3^z \rangle \end{pmatrix} \tag{F3}
\end{aligned}$$

where \vec{S}'_i ($1 \leq i \leq 6$) should be replaced with $\vec{\mathcal{J}}$ and $\vec{\mathcal{N}}$ using the bosonization formulas in Eqs. (E10,E11,E12). By doing so, we obtain Eq. (46) in which the 3×1 column vectors A and B are given by

$$\begin{aligned}
A = & -D_1 H_z [(C_4)_y^{row}]^T - D_2 H_y [(C_5)_y^{row}]^T - D_3 H_x [(C_6)_y^{row}]^T \\
& - D_4 H_z [(C_1)_y^{row}]^T - D_5 H_y [(C_2)_y^{row}]^T - D_6 H_x [(C_3)_y^{row}]^T, \tag{F4}
\end{aligned}$$

$$\begin{aligned}
B = & -C_1 H_z [(C_4)_y^{row}]^T - C_2 H_y [(C_5)_y^{row}]^T - C_3 H_x [(C_6)_y^{row}]^T \\
& - C_4 H_z [(C_1)_y^{row}]^T - C_5 H_y [(C_2)_y^{row}]^T - C_6 H_x [(C_3)_y^{row}]^T, \tag{F5}
\end{aligned}$$

where the matrices C_i , D_i are defined in Eq. (26), $(C_i)_y^{row}$ represents the second row of the matrix C_i , and

$$H_x = \begin{pmatrix} K+J & 0 & 0 \\ 0 & \Gamma & J \\ 0 & J & \Gamma \end{pmatrix}, \quad H_y = \begin{pmatrix} \Gamma & 0 & J \\ 0 & K+J & 0 \\ J & 0 & \Gamma \end{pmatrix}, \quad H_z = \begin{pmatrix} \Gamma & J & 0 \\ J & \Gamma & 0 \\ 0 & 0 & K+J \end{pmatrix}. \tag{F6}$$

Using the relations $D_{i+3} = D_i$, $C_{i+3} = -C_i$ ($1 \leq i \leq 3$), we obtain

$$\begin{aligned}
A & = 0, \\
B & = 2(C_1 H_z [(C_1)_y^{row}]^T + C_2 H_y [(C_2)_y^{row}]^T + C_3 H_x [(C_3)_y^{row}]^T). \tag{F7}
\end{aligned}$$

Straightforward calculations lead to Eq. (47) and Eq. (48).

Similarly, the expressions of A_z , B_z in Eq. (69) can be derived as

$$\begin{aligned}
A_z = & -D_1 H_z [(C_4)_z^{row}]^T - D_2 H_y [(C_5)_z^{row}]^T - D_3 H_x [(C_6)_z^{row}]^T \\
& - D_4 H_z [(C_1)_z^{row}]^T - D_5 H_y [(C_2)_z^{row}]^T - D_6 H_x [(C_3)_z^{row}]^T, \tag{F8}
\end{aligned}$$

$$\begin{aligned}
B_z = & -C_1 H_z [(C_4)_z^{row}]^T - C_2 H_y [(C_5)_z^{row}]^T - C_3 H_x [(C_6)_z^{row}]^T \\
& - C_4 H_z [(C_1)_z^{row}]^T - C_5 H_y [(C_2)_z^{row}]^T - C_6 H_x [(C_3)_z^{row}]^T, \tag{F9}
\end{aligned}$$

in which $(C_i)_z^{row}$ represents the third row of the matrix C_i . Evaluations of Eq. (F8) and Eq. (F9) give Eq. (69) and Eq. (70).

Appendix G: Self-consistent mean field solution

The self-consistent mean field solution has been discussed in Ref. [70]. For completeness, we briefly review the solution in this appendix.

1. Sine-Gordon model with $\cos(\sqrt{\pi}\theta)$

The 1+1-dimensional massive sine-Gordon model can be approximately solved using the variational method discussed in Ref. [83]. After integrating out the φ -field, the action in the imaginary time becomes

$$S = \frac{\kappa}{2} \int dx d\tau \left[\frac{1}{v} (\partial_\tau \theta)^2 + v (\partial_x \theta)^2 \right] - \frac{\lambda}{a^3} \langle \cos(\sqrt{\pi}\theta) \rangle \int dx \cos(\sqrt{\pi}\theta). \tag{G1}$$

In the variational method, the action is rewritten as

$$S = S_0 + (S - S_0), \quad (\text{G2})$$

in which S_0 is a free part given by

$$S_0 = \frac{\kappa}{2} \int dx d\tau \left[\frac{1}{v} (\partial_\tau \theta)^2 + v (\partial_x \theta)^2 + \frac{1}{v} \Delta^2 \theta^2 \right], \quad (\text{G3})$$

where Δ is the variational mass of S_0 . Performing a perturbative expansion over $S - S_0$, the partition function becomes

$$Z = \int D\theta e^{-S} = Z_0 \langle e^{-(S-S_0)} \rangle_0, \quad (\text{G4})$$

in which $Z_0 = \int D\theta e^{-S_0}$ and the expectation value $\langle \dots \rangle_0$ is defined as $\frac{1}{Z_0} \int D\theta e^{-S_0} (\dots)$. Expanding up to lowest order in $S - S_0$, the free energy is

$$F' = F_0 + \frac{1}{\beta} \langle S - S_0 \rangle_0, \quad (\text{G5})$$

which can be evaluated as

$$F' = -\frac{1}{\beta} \sum_{\vec{q}, k > 0} \log[G(\vec{q})] + \frac{\kappa}{2\beta} \sum_{\vec{q}} \left(\frac{1}{v} \omega_n^2 + vk^2 \right) G(\vec{q}) - \frac{1}{\beta} \frac{\lambda}{a^3} \langle \cos(\sqrt{\pi}\theta) \rangle \beta L e^{-\frac{\pi}{2\beta L} \sum_{\vec{q}} G(\vec{q})}, \quad (\text{G6})$$

where

$$G(\vec{q}) = \frac{\kappa^{-1}}{\frac{1}{v} \omega_n^2 + vk^2 + \frac{1}{v} \Delta^2}. \quad (\text{G7})$$

The parameter Δ can be determined by minimizing F' , i.e., solving

$$\frac{\partial F'}{\partial G(\vec{q})} = 0, \quad (\text{G8})$$

which yields

$$G^{-1}(\vec{q}) = \kappa \left(\frac{1}{v} \omega_n^2 + vk^2 + \frac{\Delta^2}{v} \right), \quad (\text{G9})$$

where

$$\frac{\kappa \Delta^2}{v} = \frac{\pi \lambda}{a^3} \langle \cos(\sqrt{\pi}\theta) \rangle e^{-\frac{\pi}{2\beta L} \sum_{\vec{q}} \frac{v\kappa^{-1}}{\omega_n^2 + v^2 k^2 + \Delta^2}}. \quad (\text{G10})$$

We will focus on the zero temperature case. In the weak coupling limit, $\Delta \ll \Lambda$, where Λ is the UV cutoff in the Luttinger liquid theory, which is on the same order as the inverse lattice constant. Performing the integral,

$$\frac{\pi}{2\beta L} \sum_{\vec{q}} \frac{v\kappa^{-1}}{\omega_n^2 + v^2 k^2 + \Delta^2} \simeq (4\kappa)^{-1} \ln[v\Lambda/\Delta], \quad (\text{G11})$$

we can solve Δ from Eq. (G10) as

$$\Delta = v\Lambda \left[\frac{\pi \lambda \langle \cos(\sqrt{\pi}\theta) \rangle}{v\kappa \Lambda^2 a^3} \right]^{\frac{1}{2-(4\kappa)^{-1}}}. \quad (\text{G12})$$

On the other hand, the expectation value $\cos(\sqrt{\pi}\theta)$ can be obtained from the action S_0 as

$$\langle \cos(\sqrt{\pi}\theta) \rangle = e^{-\frac{\pi}{2\beta L} \sum_{\vec{q}} G(\vec{q})} = \left(\frac{\Delta}{v\Lambda} \right)^{(4\kappa)^{-1}}. \quad (\text{G13})$$

Therefore, self-consistency requires

$$\langle \cos(\sqrt{\pi}\theta) \rangle = \left[\frac{\pi \lambda \langle \cos(\sqrt{\pi}\theta) \rangle}{v\kappa \Lambda^2 a^3} \right]^{\frac{(4\kappa)^{-1}}{2-(4\kappa)^{-1}}}, \quad (\text{G14})$$

which leads to

$$\langle \cos(\sqrt{\pi}\theta) \rangle = \left[\frac{\pi \lambda}{v\kappa \Lambda^2 a^3} \right]^{\frac{1}{8\kappa-2}} \sim (\alpha_0)^{\frac{1}{8\kappa-2}}. \quad (\text{G15})$$

Notice that the Luttinger liquid Hamiltonian has an $U(1)$ symmetry, hence the result is the same by replacing $\cos(\sqrt{\pi}\theta)$ with $\sin(\sqrt{\pi}\theta)$ in Eq. (G1).

2. Sine-Gordon model with $\sin(\sqrt{4\pi}\phi)$

Instead of Eq. (G1), we add $\sin(\sqrt{4\pi}\phi)$ to the Luttinger liquid Hamiltonian and consider the following action,

$$S = \frac{\kappa}{2} \int dx d\tau \left[\frac{1}{v} (\partial_\tau \theta)^2 + v (\partial_x \theta)^2 \right] - \frac{\lambda}{a^3} \langle \sin(\sqrt{4\pi}\phi) \rangle \int dx \sin(\sqrt{4\pi}\phi). \quad (\text{G16})$$

The calculation is exactly similar as the previous subsection, and the only difference is that the exponent $1/(4\kappa)$ should be replaced by κ in Eq. (G14), i.e.,

$$\langle \sin(\sqrt{4\pi}\phi) \rangle = \left[\frac{\pi\lambda \langle \sin(\sqrt{4\pi}\phi) \rangle}{v\kappa\Lambda^2 a^3} \right]^{\frac{\kappa}{2-\kappa}}. \quad (\text{G17})$$

Hence, we obtain

$$\langle \sin(\sqrt{4\pi}\phi) \rangle = \left[\frac{\pi\lambda}{v\kappa\Lambda^2 a^3} \right]^{\frac{\kappa}{2-2\kappa}}. \quad (\text{G18})$$

Appendix H: Degenerate symmetry breaking spin configurations

In this appendix, we present the spin configurations in the six-degenerate symmetry ground states for both the $g > 0$ and $g < 0$ cases, where g is the coupling constant of the $\cos(6\sqrt{\pi}\theta)$ term defined in Eq. (33).

1. The $g > 0$ case

Fig. 14 (a-f) show the directions of the spin orientations within the original frame in the six-degenerate symmetry breaking ground states for the $g > 0$ case (see Eq. (33) for the definition of g), in which \vec{S}_i represents the spin operator in sublattice i of the six-sublattice division defined in Fig. 7 (a). Fig. 14 (a) is the spin configuration for the Néel- \hat{y}'' order, and Fig. 14 (b-f) can be obtained from Fig. 14 (a) by applying the broken symmetries T , $(U_6)^{-1}R(\hat{z}'', -\frac{2\pi}{3})T_a U_6$, $T(U_6)^{-1}R(\hat{z}'', -\frac{2\pi}{3})T_a U_6$, $(U_6)^{-1}R(\hat{z}'', \frac{2\pi}{3})T_{2a} U_6$, $T(U_6)^{-1}R(\hat{z}'', \frac{2\pi}{3})T_{2a} U_6$, respectively.

2. The $g < 0$ case

Similarly, Fig. 15 (a-f) show the directions of the spin orientations within the original frame in the six-degenerate symmetry breaking ground states for the $g < 0$ case (see Eq. (33) for the definition of g), in which \vec{S}_i represents the spin operator in sublattice i of the six-sublattice division defined in Fig. 7 (a). Fig. 15 (a) is the spin configuration for the Néel- \hat{x}'' order, and Fig. 15 (b-f) can be obtained from Fig. 15 (a) by applying the broken symmetries T , $(U_6)^{-1}R(\hat{z}'', -\frac{2\pi}{3})T_a U_6$, $T(U_6)^{-1}R(\hat{z}'', -\frac{2\pi}{3})T_a U_6$, $(U_6)^{-1}R(\hat{z}'', \frac{2\pi}{3})T_{2a} U_6$, $T(U_6)^{-1}R(\hat{z}'', \frac{2\pi}{3})T_{2a} U_6$, respectively.

Appendix I: Counter-rotating spiral order: comparison with experimental results on α -Li₂IrO₃

In this appendix, we give the detailed derivations of Eq. (81) from the experimental pattern in Eq. (B4) in Ref. [35].

In Eq. (B4) in Ref. [35], the pattern of counter-rotating spiral spin ordering in the real space is given by

$$\vec{M}_{\vec{r},n} = \mp (\hat{x}_o M_{x_o} - \hat{y}_o M_{y_o}) \sin(\vec{q} \cdot \vec{r}) + \hat{z}_o \cos(\vec{q} \cdot \vec{r}), \quad (\text{I1})$$

in which the upper (lower) sign in the $\sin(\vec{q} \cdot \vec{r})$ term is for $n = 1(2)$ sublattice. The relation between the unit vectors $\{\hat{x}_o, \hat{y}_o, \hat{z}_o\}$ and the unit vectors $\{\hat{x}, \hat{y}, \hat{z}\}$ in the spin space is

$$\begin{aligned} \hat{x} &= \frac{1}{\sqrt{2}}(\hat{x}_o + \hat{z}_o), \\ \hat{y} &= \frac{1}{\sqrt{2}}(\hat{x}_o - \hat{z}_o), \\ \hat{z} &= \hat{y}_o. \end{aligned} \quad (\text{I2})$$

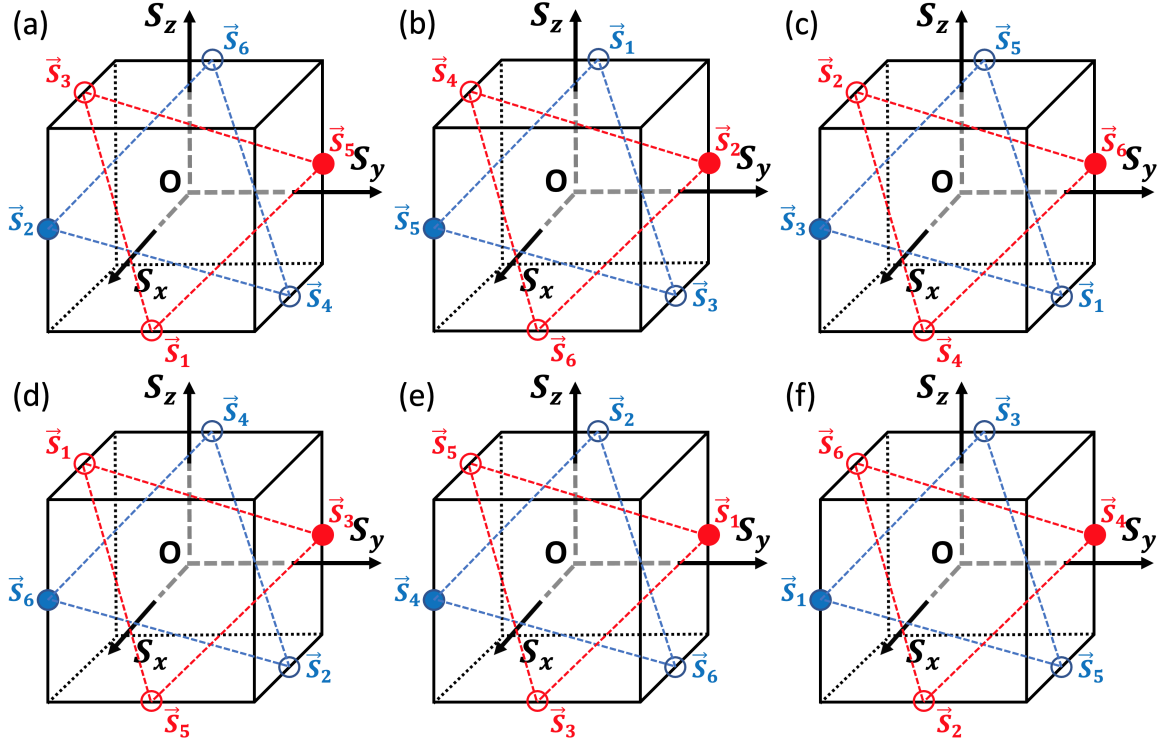


FIG. 14: (a-f) Directions of the spin orientations \vec{S}_i within the original frame in the sublattice i ($1 \leq i \leq 6$) of the six-sublattice division (see Fig. 7 (a)) in the six degenerate symmetry breaking ground states for $g > 0$ (where g is defined in Eq. (33)). Subfigure (a) is the spin configuration in the original frame corresponding to the Néel- y'' order, and the spin configurations in (b-f) can be obtained from (a) by applying T , $(U_6)^{-1}R(\hat{z}'', -\frac{2\pi}{3})T_a U_6$, $T(U_6)^{-1}R(\hat{z}'', -\frac{2\pi}{3})T_a U_6$, $(U_6)^{-1}R(\hat{z}'', \frac{2\pi}{3})T_{2a} U_6$, $T(U_6)^{-1}R(\hat{z}'', \frac{2\pi}{3})T_{2a} U_6$, respectively. The directions for the two solid circles are exact, whereas the remaining directions for the hollow circles are approximate.

In terms of the basis vectors $\{\hat{x}, \hat{y}, \hat{z}\}$, Eq. (II) becomes

$$\vec{M}_{\vec{r},n} = \begin{pmatrix} \frac{1}{\sqrt{2}}[\mp M_{x_o} \sin(\vec{q} \cdot \vec{r}) + M_{z_o} \cos(\vec{q} \cdot \vec{r})] \\ \frac{1}{\sqrt{2}}[\mp M_{x_o} \sin(\vec{q} \cdot \vec{r}) - M_{z_o} \cos(\vec{q} \cdot \vec{r})] \\ \pm M_{y_o} \sin(\vec{q} \cdot \vec{r}) \end{pmatrix}. \quad (I3)$$

Although experiments observe a slightly incommensurate wavevector $q \sim 0.32 \times 2\pi/a$, we will take the commensurate value $q = 2\pi/(3a)$. Taking $n = 1$ in Eq. (I3), and letting $\vec{r} = 0$ (for site a_1), $\vec{r} = \vec{a}$ (for site a_3), $\vec{r} = 2\vec{a}$ (for site a_5), we obtain

$$\begin{aligned} \vec{M}_{a_1} &= \frac{1}{\sqrt{2}}(M_{z_o}, -M_{z_o}, 0)^T, \\ \vec{M}_{a_3} &= \frac{1}{2\sqrt{2}}(\sqrt{3}M_{x_o} - M_{z_o}, \sqrt{3}M_{x_o} + M_{z_o}, -\sqrt{6}M_{y_o})^T, \\ \vec{M}_{a_5} &= \frac{1}{2\sqrt{2}}(-\sqrt{3}M_{x_o} - M_{z_o}, -\sqrt{3}M_{x_o} + M_{z_o}, \sqrt{6}M_{y_o})^T. \end{aligned} \quad (I4)$$

A comparison with Eq. (64) indicates that a_1 represents a site in an even row (i.e., $m \in 2\mathbb{Z}$ in Eq. (64)) with sublattice

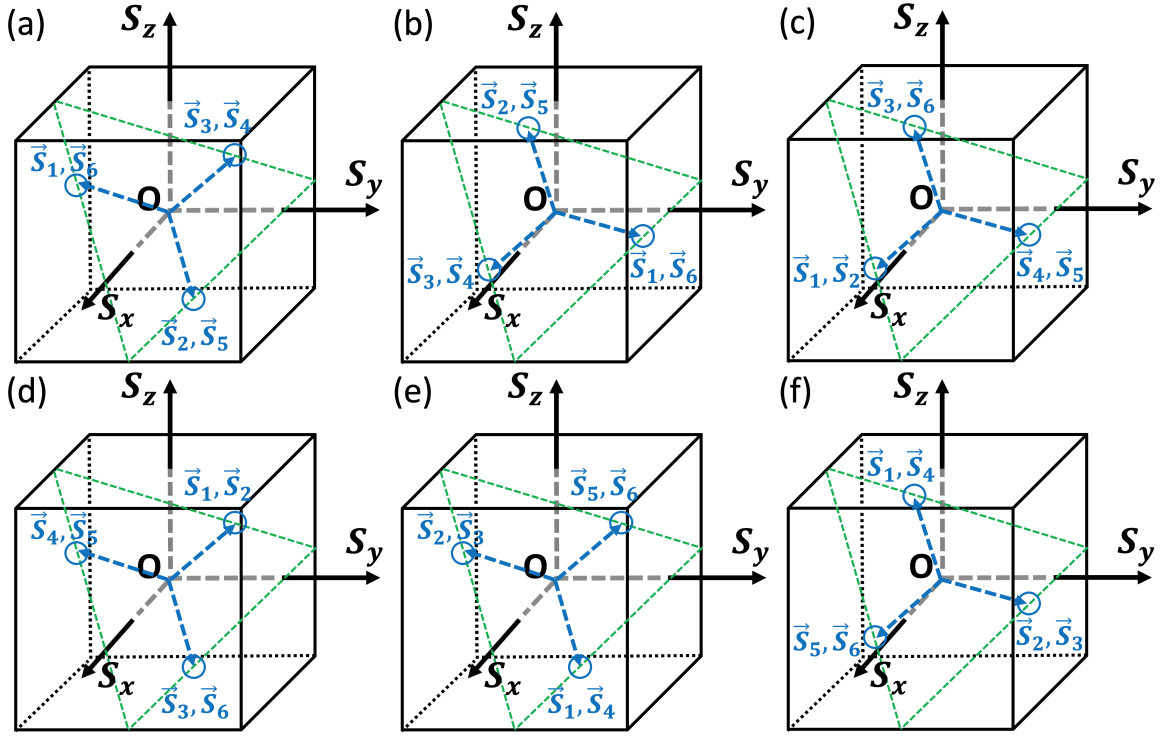


FIG. 15: (a-f) Directions of the spin orientations $\vec{S}_i^{(m)}$ within the original frame in row m and sublattice i ($1 \leq i \leq 6$) of the six-sublattice division (see Fig. 7 (a)) in the six degenerate symmetry breaking ground states for $g < 0$ (where g is defined in Eq. (33)). Subfigure (a) is the spin configuration in the original frame which corresponds to the Neél- x'' order in the U_6 frame, and the spin configurations in (b-f) can be obtained from (a) by applying T , $(U_6)^{-1}R(\hat{z}'', -\frac{2\pi}{3})T_a U_6$, $T(U_6)^{-1}R(\hat{z}'', -\frac{2\pi}{3})T_a U_6$, $(U_6)^{-1}R(\hat{z}'', \frac{2\pi}{3})T_{2a} U_6$, $T(U_6)^{-1}R(\hat{z}'', \frac{2\pi}{3})T_{2a} U_6$, respectively. All the directions of the spins are approximate due to the bosonization coefficients δ_C, σ_C .

index equal to 5. According to Fig. 7 (a), \vec{M}_{a_1} corresponds to $\vec{S}_{c,3}$ in Fig. 7 (b). Therefore, Eq. (I4) becomes

$$\begin{aligned}\vec{S}_{c,3} &= \frac{1}{\sqrt{2}}(M_{z_o}, -M_{z_o}, 0)^T, \\ \vec{S}_{c,5} &= \frac{1}{2\sqrt{2}}(\sqrt{3}M_{x_o} - M_{z_o}, \sqrt{3}M_{x_o} + M_{z_o}, -\sqrt{6}M_{y_o})^T, \\ \vec{S}_{c,7} &= \frac{1}{2\sqrt{2}}(-\sqrt{3}M_{x_o} - M_{z_o}, -\sqrt{3}M_{x_o} + M_{z_o}, \sqrt{6}M_{y_o})^T.\end{aligned}\quad (I5)$$

Next we consider $n = 2$ in Eq. (I1), which corresponds to the site located at row d , column 3 in Fig. 7 (b). Taking minus sign in Eq. (I3), and identifying $\vec{r} = 0$ with $\vec{S}_{d,3}$, $\vec{r} = \vec{a}$ with $\vec{S}_{d,5}$, $\vec{r} = 2\vec{a}$ with $\vec{S}_{d,7}$, we obtain

$$\begin{aligned}\vec{S}_{d,3} &= \frac{1}{\sqrt{2}}(M_{z_o}, -M_{z_o}, 0)^T, \\ \vec{S}_{d,5} &= \frac{1}{2\sqrt{2}}(-\sqrt{3}M_{x_o} - M_{z_o}, -\sqrt{3}M_{x_o} + M_{z_o}, \sqrt{6}M_{y_o})^T, \\ \vec{S}_{d,7} &= \frac{1}{2\sqrt{2}}(\sqrt{3}M_{x_o} - M_{z_o}, \sqrt{3}M_{x_o} + M_{z_o}, -\sqrt{6}M_{y_o})^T.\end{aligned}\quad (I6)$$

On the other hand, according to Fig. 7 (a), $\vec{S}_{d,3}$, $\vec{S}_{d,5}$, $\vec{S}_{d,7}$ are identified with $\vec{S}_2^{(\text{odd})}$, $\vec{S}_4^{(\text{odd})}$, $\vec{S}_6^{(\text{odd})}$ in Eq. (64), in which the upper index “(odd)” means that this is an odd row, i.e., $m \in 2\mathbb{Z} + 1$ in Eq. (64).

Now we can use Eq. (I6) to obtain the spin orderings for $\vec{S}_4^{(c)}$, $\vec{S}_6^{(c)}$, $\vec{S}_8^{(c)}$ in row c , which have sublattice indices in the six-sublattice division as 6, 2, 4, respectively. Due to the $(-)^m$ sign in Eq. (64), we need to flip the signs in Eq.

(16), which give

$$\begin{aligned}\vec{S}_{c,6} &= \frac{1}{\sqrt{2}}(-M_{z_o}, M_{z_o}, 0)^T, \\ \vec{S}_{c,8} &= \frac{1}{2\sqrt{2}}(\sqrt{3}M_{x_o} + M_{z_o}, \sqrt{3}M_{x_o} - M_{z_o}, -\sqrt{6}M_{y_o})^T, \\ \vec{S}_{c,4} &= \frac{1}{2\sqrt{2}}(-\sqrt{3}M_{x_o} + M_{z_o}, -\sqrt{3}M_{x_o} - M_{z_o}, \sqrt{6}M_{y_o})^T.\end{aligned}\tag{17}$$

Then clearly, Eq. (81) in the main text can be obtained from Eq. (15) and Eq. (17) via the following identifications,

$$\vec{S}_{c,3} \rightarrow \vec{S}_{a_1}, \vec{S}_{c,4} \rightarrow \vec{S}_{a_2}, \vec{S}_{c,5} \rightarrow \vec{S}_{a_3}, \vec{S}_{c,6} \rightarrow \vec{S}_{a_4}, \vec{S}_{c,7} \rightarrow \vec{S}_{a_5}, \vec{S}_{c,8} \rightarrow \vec{S}_{a_6}.\tag{18}$$

-
- [1] A. Kitaev, *Ann. Phys. (N. Y.)* **321**, 2 (2006).
- [2] C. Nayak, S. H. Simon, A. Stern, M. Freedman, and S. Das Sarma, *Rev. Mod. Phys.* **80**, 1083 (2008).
- [3] W. Witczak-Krempa, G. Chen, Y. B. Kim, and L. Balents, *Annu. Rev. Condens. Matter Phys.* **5**, 57 (2014).
- [4] J. G. Rau, E. K.-H. Lee, and H.-Y. Kee, *Annu. Rev. Condens. Matter Phys.* **7**, 195 (2016).
- [5] S. M. Winter, A. A. Tsirlin, M. Daghofer, J. van den Brink, Y. Singh, P. Gegenwart, and R. Valentí, *J. Phys. Condens. Matter* **29**, 493002 (2017).
- [6] M. Hermanns, I. Kimchi, and J. Knolle, *Annu. Rev. Condens. Matter Phys.* **9**, 17 (2018).
- [7] G. Jackeli and G. Khaliullin, *Phys. Rev. Lett.* **102**, 017205 (2009).
- [8] J. Chaloupka, G. Jackeli, and G. Khaliullin, *Phys. Rev. Lett.* **105**, 027204 (2010).
- [9] Y. Singh and P. Gegenwart, *Phys. Rev. B* **82**, 064412 (2010).
- [10] X. Liu, T. Berlijn, W.-G. Yin, W. Ku, A. Tsvelik, Young-June Kim, H. Gretarsson, Yogesh Singh, P. Gegenwart, and J. P. Hill, *Phys. Rev. B* **83**, 220403(R) (2011).
- [11] I. Kimchi and Y.-Z. You, *Phys. Rev. B* **84**, 180407(R) (2011).
- [12] C. C. Price and N. B. Perkins, *Phys. Rev. Lett.* **109**, 187201 (2012).
- [13] Y. Singh, S. Manni, J. Reuther, T. Berlijn, R. Thomale, W. Ku, S. Trebst, and P. Gegenwart, *Phys. Rev. Lett.* **108**, 127203 (2012).
- [14] S. K. Choi, R. Coldea, A. N. Kolmogorov, T. Lancaster, I. I. Mazin, S. J. Blundell, P. G. Radaelli, Y. Singh, P. Gegenwart, K. R. Choi, S. W. Cheong, P. J. Baker, C. Stock, and J. Taylor, *Phys. Rev. Lett.* **108**, 127204 (2012).
- [15] F. Ye, S. Chi, H. Cao, B. C. Chakoumakos, J. A. Fernandez-Baca, R. Custelcean, T. F. Qi, O. B. Korneta, and G. Cao, *Phys. Rev. B* **85**, 180403 (2012).
- [16] J. Chaloupka, G. Jackeli, and G. Khaliullin, *Phys. Rev. Lett.* **110**, 097204 (2013).
- [17] G. Cao, T. F. Qi, L. Li, J. Terzic, V. S. Cao, S. J. Yuan, M. Tovar, G. Murthy, and R. K. Kaul, *Phys. Rev. B* **88**, 220414 (2013).
- [18] K. Foyevtsova, H. O. Jeschke, I. I. Mazin, D. I. Khomskii, and R. Valentí, *Phys. Rev. B* **88**, 035107 (2013).
- [19] H. Gretarsson, J. P. Clancy, X. Liu, J. P. Hill, E. Bozin, Y. Singh, S. Manni, P. Gegenwart, J. Kim, A. H. Said, D. Casa, T. Gog, M. H. Upton, H.-S. Kim, J. Yu, V. M. Katukuri, L. Hozoi, J. van den Brink, and Y.-J. Kim, *Phys. Rev. Lett.* **110**, 076402 (2013).
- [20] K. W. Plumb, J. P. Clancy, L. J. Sandilands, V. V. Shankar, Y. F. Hu, K. S. Burch, H. Y. Kee, and Y. J. Kim, *Phys. Rev. B* **90**, 041112 (2014).
- [21] J. G. Rau, E. K. H. Lee, and H. Y. Kee, *Phys. Rev. Lett.* **112**, 077204 (2014).
- [22] A. Biffin, R. D. Johnson, S. Choi, F. Freund, S. Manni, A. Bombardi, P. Manuel, P. Gegenwart, and R. Coldea, *Phys. Rev. B* **90**, 205116 (2014).
- [23] A. Biffin, R. D. Johnson, I. Kimchi, R. Morris, A. Bombardi, J. G. Analytis, A. Vishwanath, and R. Coldea, *Phys. Rev. Lett.* **113**, 197201 (2014).
- [24] S. Manni, S. Choi, I. I. Mazin, R. Coldea, M. Altmeyer, H. O. Jeschke, R. Valentí, and P. Gegenwart, *Phys. Rev. B* **89**, 245113 (2014).
- [25] I. Kimchi and A. Vishwanath, *Phys. Rev. B* **89**, 014414 (2014).
- [26] Y. Szyzuk, C. Price, P. Wölfle, and N. B. Perkins, *Phys. Rev. B* **90**, 155126 (2014).
- [27] J. Reuther, R. Thomale, and S. Rachel, *Phys. Rev. B* **90**, 100405 (2014).
- [28] J. G. Rau, H.-Y. Kee, arXiv:1408.4811 (2014).
- [29] H.-S. Kim, V. S. V., A. Catuneanu, and H.-Y. Kee, *Phys. Rev. B* **91**, 241110 (2015).
- [30] R. D. Johnson, S. C. Williams, A. A. Haghighirad, J. Singleton, V. Zapf, P. Manuel, I. I. Mazin, Y. Li, H. O. Jeschke, R. Valentí, and R. Coldea, *Phys. Rev. B* **92**, 235119 (2015).
- [31] J. Chaloupka, and G. Khaliullin, *Phys. Rev. B* **92**, 024413 (2015).
- [32] I. Kimchi, R. Coldea, and A. Vishwanath, *Phys. Rev. B* **91**, 245134 (2015).
- [33] S. H. Chun, J.-W. Kim, J. Kim, H. Zheng, C. C. Stoumpos, C. Malliakas, J. Mitchell, K. Mehlawat, Y. Singh, Y. Choi, T. Gog, A. Al-Zein, M. Moretti Sala, M. Krisch, J. Chaloupka, G. Jackeli, G. Khaliullin, and B. J. Kim, *Nat. Phys.* **11**, 462-466 (2015).
- [34] S. M. Winter, Y. Li, H. O. Jeschke, and R. Valentí, *Phys. Rev. B* **93**, 214431 (2016).

- [35] S. C. Williams, R. D. Johnson, F. Freund, S. Choi, A. Jesche, I. Kimchi, S. Manni, A. Bombardi, P. Manuel, P. Gegenwart, and R. Coldea, *Phys. Rev. B* **93**, 195158 (2016).
- [36] I. Kimchi and R. Coldea, *Phys. Rev. B* **94**, 201110(R) (2016).
- [37] S. H. Baek, S. H. Do, K. Y. Choi, Y. Kwon, A. Wolter, S. Nishimoto, J. van den Brink, and B. Buchner, *Phys. Rev. Lett.* **119**, 037201 (2017).
- [38] I. A. Leahy, C. A. Pocs, P. E. Siegfried, D. Graf, S. H. Do, K. Y. Choi, B. Normand, and M. Lee, *Phys. Rev. Lett.* **118**, 187203 (2017).
- [39] J. A. Sears, Y. Zhao, Z. Xu, J. W. Lynn, and Y. J. Kim, *Phys. Rev. B* **95**, 180411 (2017).
- [40] A. U. B. Wolter, L. T. Corredor, L. Janssen, K. Nenkov, S. Schonecker, S. H. Do, K. Y. Choi, R. Albrecht, J. Hunger, T. Doert, M. Vojta, and B. Buchner, *Phys. Rev. B* **96**, 041405(R) (2017).
- [41] J. Zheng, K. Ran, T. Li, J. Wang, P. Wang, B. Liu, Z.-X. Liu, B. Normand, J. Wen, and W. Yu, *Phys. Rev. Lett.* **119**, 227208 (2017).
- [42] I. Rousochatzakis and N. B. Perkins, *Phys. Rev. Lett.* **118**, 147204 (2017).
- [43] K. Ran, J. Wang, W. Wang, Z.-Y. Dong, X. Ren, S. Bao, S. Li, Z. Ma, Y. Gan, Y. Zhang, J. T. Park, G. Deng, S. Danilkin, S.-L. Yu, J.-X. Li, and J. Wen, *Phys. Rev. Lett.* **118**, 107203 (2017).
- [44] W. Wang, Z.-Y. Dong, S.-L. Yu, and J.-X. Li, *Phys. Rev. B* **96**, 115103 (2017).
- [45] Y. Kasahara, T. Ohnishi, N. Kurita, H. Tanaka, J. Nasu, Y. Motome, T. Shibauchi, and Y. Matsuda, *Nature (London)* **559**, 227 (2018).
- [46] A. Catuneanu, Y. Yamaji, G. Wachtel, Y. B. Kim, and H.-Y. Kee, *npj Quantum Mater.* **3**, 23 (2018).
- [47] M. Gohlke, G. Wachtel, Y. Yamaji, F. Pollmann, and Y. B. Kim, *Phys. Rev. B* **97**, 075126 (2018).
- [48] Motome, R. Sano, S. H. Jang, Y. Sugita, and Y. Kato, *J. Phys.: Condens. Matter* **32**, 404001 (2020).
- [49] L. E. Chern, R. Kaneko, H.-Y. Lee, and Y. B. Kim, *Phys. Rev. Research* **2**, 013014 (2020).
- [50] M. Gohlke, L. E. Chern, H.-Y. Kee, and Y. B. Kim, *Phys. Rev. Research* **2**, 043023 (2020).
- [51] K. Liu, N. Sadoune, N. Rao, J. Greitemann, and L. Pollet, *Phys. Rev. Research* **3**, 023016 (2021).
- [52] A. Rayyan, Q. Luo, and H.-Y. Kee, *Phys. Rev. B* **104**, 094431 (2021).
- [53] H. Liu, J. Chaloupka, and G. Khaliullin, *Phys. Rev. B* **105**, 214411 (2022).
- [54] H. Kobayashi, M. Tabuchi, M. Shikano, H. Kageyama, and R. Kanno, *J. Mater. Chem.* **13**, 957 (2003).
- [55] E. Sela, H.-C. Jiang, M. H. Gerlach, and S. Trebst, *Phys. Rev. B* **90**, 035113 (2014).
- [56] J. H. Gruenewald, J. Kim, H. S. Kim, J. M. Johnson, J. Hwang, M. Souri, J. Terzic, S. H. Chang, A. Said, J. W. Brill, G. Cao, H.-Y. Kee, S. S. A. Seo, *Advanced Materials* **29**, 163798 (2017).
- [57] C. E. Agrapidis, J. van den Brink, and S. Nishimoto, *Sci. Rep.* **8**, 1815 (2018).
- [58] C. E. Agrapidis, J. van den Brink, and S. Nishimoto, *Phys. Rev. B* **99**, 224418 (2019).
- [59] A. Catuneanu, E. S. Sørensen, and H.-Y. Kee, *Phys. Rev. B* **99**, 195112 (2019).
- [60] Z.-A. Liu, T.-C. Yi, J.-H. Sun, Y.-L. Dong, and W.-L. You, *Phys. Rev. E* **102**, 032127 (2020).
- [61] W. Yang, A. Nocera, T. Tummuru, H.-Y. Kee, and I. Affleck, *Phys. Rev. Lett.* **124**, 147205 (2020).
- [62] W. Yang, A. Nocera, and I. Affleck, *Phys. Rev. Research* **2**, 033268 (2020).
- [63] W. Yang, A. Nocera, and I. Affleck, *Phys. Rev. B* **102**, 134419 (2020).
- [64] W. Yang, A. Nocera, E. S. Sørensen, H.-Y. Kee, and I. Affleck, *Phys. Rev. B* **103**, 054437 (2021).
- [65] Q. Luo, J. Zhao, X. Wang, and H.-Y. Kee, *Phys. Rev. B* **103**, 144423(2021).
- [66] Q. Luo, S. Hu, and H.-Y. Kee, *Phys. Rev. Research* **3**, 033048 (2021).
- [67] E. S. Sørensen, A. Catuneanu, J. Gordon, H.-Y. Kee, *Phys. Rev. X* **11**, 011013 (2021).
- [68] W. Yang, A. Nocera, P. Herringer, R. Raussendorf, I. Affleck, *Phys. Rev. B* **105**, 094432 (2022).
- [69] W. Yang, C. Xu, S. Xu, A. Nocera, I. Affleck, *arXiv:2202.11686* (2022).
- [70] W. Yang, C. Xu, A. Nocera, I. Affleck, *arXiv:2204.05441* (2022).
- [71] W. Yang, A. Nocera, C. Xu, A. Adhikary, I. Affleck, *arXiv:2204.13810* (2022).
- [72] F. D. M. Haldane, *J. Phys. C Solid State Phys.* **14**, 2585 (1981).
- [73] F. D. M. Haldane, *Phys. Rev. Lett.* **47**, 1840 (1981).
- [74] A. Belavin, A. Polyakov, and A. Zamolodchikov, *Nucl. Phys. B* **241**, 333 (1984).
- [75] V. Knizhnik and A. Zamolodchikov, *Nucl. Phys. B* **247**, 83 (1984).
- [76] I. Affleck, *Phys. Rev. Lett.* **55**, 1355 (1985).
- [77] I. Affleck, in *Fields, Strings and Critical Phenomena*, Proceedings of Les Houches Summer School, 1988, edited by E. Brezin and J. Zinn-Justin (North-Holland, Amsterdam, 1990), pp. 563-640.
- [78] I. Affleck, *Acta Phys. Polon. B* **26**, 1869 (1995).
- [79] S. R. White, *Phys. Rev. Lett.* **69**, 2863 (1992).
- [80] S. R. White, *Phys. Rev. B* **48**, 10345 (1993).
- [81] U. Schollwöck, *Ann. Phys. (N. Y.)* **326**, 96 (2011).
- [82] N. Laflorencie, E. S. Sørensen, M.-S. Chang, and I. Affleck, *Phys. Rev. Lett.* **96**, 100603 (2006).
- [83] T. Giamarchi, *Quantum Physics in One Dimension* (Clarendon, Oxford, 2004).
- [84] I. Garate and I. Affleck, *Phys. Rev. B* **81**, 144419 (2010).
- [85] S. Gangadharaiah, J. Sun, and O. A. Starykh, *Phys. Rev. B* **78**, 054436 (2008).
- [86] A. P. Schnyder, O. A. Starykh, and L. Balents, *Phys. Rev. B* **78**, 174420 (2008).
- [87] T. Senthil, A. Vishwanath, L. Balents, S. Sachdev, and M. P. A. Fisher, *Science* **303**, 1490 (2004).
- [88] T. Senthil, L. Balents, S. Sachdev, A. Vishwanath, and M. P. A. Fisher, *Phys. Rev. B* **70**, 144407 (2004).
- [89] A. W. Sandvik, *Phys. Rev. Lett.* **98**, 227202 (2007).
- [90] A. B. Kuklov, M. Matsumoto, N. V. Prokof'ev, B. V. Svistunov, and M. Troyer, *Phys. Rev. Lett.* **101**, 050405 (2008).
- [91] R. G. Melko and R. K. Kaul, *Phys. Rev. Lett.* **100**, 017203 (2008).
- [92] K. Harada, T. Suzuki, T. Okubo, H. Matsuo, J. Lou, H. Watanabe, S. Todo, and N. Kawashima, *Phys. Rev. B* **88**, 220408 (2013).
- [93] R. K. Kaul, *Phys. Rev. Lett.* **115**, 157202 (2015).
- [94] A. Nahum, P. Serna, J. Chalker, M. Ortuño, and A. Somoza, *Phys. Rev. Lett.* **115**, 267203 (2015).
- [95] H. Shao, W. Guo, and A. W. Sandvik, *Science* **352**, 213

(2016).

- [96] C. Wang, A. Nahum, M. A. Metlitski, C. Xu, and T. Senthil, *Phys. Rev. X* **7**, 031051 (2017).
- [97] H. S. M. Coxeter, and W. O. Moser, *Generators and their relations for discrete groups* (Berlin: Springer 1965).