

Change Point Detection for High-dimensional Linear Models: A General Tail-adaptive Approach

Bin Liu*, Zhengling Qi†Xinsheng Zhang*, Yufeng Liu‡

May 22, 2024

Abstract

We propose a novel approach for detecting change points in high-dimensional linear regression models. Unlike previous research that relied on strict Gaussian/sub-Gaussian error assumptions and had prior knowledge of change points, we propose a tail-adaptive method for change point detection and estimation. We use a weighted combination of composite quantile and least squared losses to build a new loss function, allowing us to leverage information from both conditional means and quantiles. For change point testing, we develop a family of individual testing statistics with different weights to account for unknown tail structures. These individual tests are further aggregated to construct a powerful tail-adaptive test for sparse regression coefficient changes. For change point estimation, we propose a family of argmax-based individual estimators. We provide theoretical justifications for the validity of these tests and change point estimators. Additionally, we introduce a new algorithm for detecting multiple change points in a tail-adaptive manner using the wild binary segmentation. Extensive numerical results show the effectiveness of our method. Lastly, an R package called “TailAdaptiveCpt” is developed to implement our algorithms.

Keyword: Efficient computation, Heavy tail, High dimensions, Structure change

1 Introduction

With the advances of data collection and storage capacity, large scale/high-dimensional data are ubiquitous in many scientific fields ranging from genomics, finance, to social science. Due to the complex data generation mechanism, the heterogeneity, also known as the structural

*Department of Statistics and Data Science, School of Management at Fudan University, Shanghai, China; E-mail:liubin0145@gmail.com; xszhang@fudan.edu.cn

†Department of Decision Sciences, George Washington University, U.S.A; E-mail:qizhengling321@gmail.com

‡Department of Statistics and Operations Research, Department of Genetics, and Department of Biostatistics, Carolina Center for Genome Sciences, Linberger Comprehensive Cancer Center, University of North Carolina at Chapel Hill, U.S.A; E-mail:yfliu@email.unc.edu

break, has become a common phenomenon for high-dimensional data, where the underlying model of data generation changes and the identically distributed assumption may not hold anymore. Change point analysis is a powerful tool for handling structural changes since the seminal work by Page (1955). It received considerable attentions in recent years and has a lot of real applications in various fields including genomics (Liu et al., 2020), social science (Roy et al., 2017), and even for the recent COVID-19 pandemic studies (Jiang et al., 2022). Motivated by this, in this paper, we study change point testing and estimation for high-dimensional linear regression models.

Specifically, suppose we have n independent but (time) ordered realizations $\{(Y_i, \mathbf{X}_i), i = 1, \dots, n\}$ with $\mathbf{X}_i = (X_{i1}, \dots, X_{ip})^\top$. For each time point i , consider the following regression model:

$$Y_i = \mathbf{X}_i^\top \boldsymbol{\beta}_i + \epsilon_i, \quad (1.1)$$

where $Y_i \in \mathbb{R}$ is the response variable, $\boldsymbol{\beta}_i = (\beta_{i1}, \dots, \beta_{ip})^\top$ is the regression coefficient vector for the i -th observation, and ϵ_i is the error term. For the above model, our first question is whether there is a change point. This can be formulated as the following hypothesis testing problem:

$$\mathbf{H}_0 : \boldsymbol{\beta}_1 = \dots = \boldsymbol{\beta}_n \quad \text{v.s.} \quad \mathbf{H}_1 : \boldsymbol{\beta}_1 = \dots = \boldsymbol{\beta}_{k_1} \neq \boldsymbol{\beta}_{k_1+1} = \dots = \boldsymbol{\beta}_n, \quad (1.2)$$

where k_1 is the possible but unknown change point location. According to (1.2), the linear regression structure between Y and \mathbf{X} remains homogeneous if \mathbf{H}_0 holds, and otherwise there is a change point k_1 that divides the data into two segments with different regression coefficients, say $\boldsymbol{\beta}^{(1)}$ and $\boldsymbol{\beta}^{(2)}$. Our second goal of this paper is to identify the change point location if we reject \mathbf{H}_0 in (1.2). Note that the above two goals are referred as change point testing and estimation, respectively. In the practical use, both testing and estimation are important since practitioners typically have no prior knowledge about either the existence of a change point or its location. Therefore, it is very useful to consider simultaneous change point detection and estimation. Furthermore, the tail structure of the error ϵ_i in Model (1.1) is typically unknown, which could significantly affect the performance of the change point detection and estimation. In the existing literature, the performance guarantee of most methods on change point estimation relies on the assumption that the error ϵ_i follows a Gaussian/sub-Gaussian distribution. Such an assumption could be violated in practice when the data distribution is heavy-tailed or contaminated by outliers. While some robust methods can address these issues, they may lose efficiency when errors are indeed sub-Gaussian distributed. It is also very difficult

to estimate the tail structures and construct a corresponding change point method based on that. Hence, it is of great interest to construct a tail-adaptive change point detection and estimation method for high-dimensional linear models.

1.1 Contribution

Motivated by our previous discussion, in this paper, under the high-dimensional setup with $p \gg n$, we propose a tail-adaptive procedure for simultaneous change point testing and estimation in linear regression models. The proposed method relies on a new loss function in our change point estimation procedure, which is a weighted combination between the composite quantile loss proposed in [Zou and Yuan \(2008\)](#) and the least squared loss with the weight $\alpha \in [0, 1]$ for balancing the efficiency and robustness. Thanks to this new loss function with different α , we are able to borrow information related to the possible change point from both the conditional mean and quantiles in Model (1.1). Therefore, besides controlling the type I error to any desirable level when \mathbf{H}_0 holds, the proposed method simultaneously enjoys high power and accuracy for change point testing and identification across various underlying error distributions including both lighted and heavy-tailed errors when there exists a change point. By combining our single change point estimation method with the wild binary segmentation (WBS) technique ([Fryzlewicz, 2014](#)), we also generalize our method for detecting multiple change points in Model (1.1).

In terms of our theoretical contribution, for each given α , a novel score-based \mathbb{R}^p -dimensional individual CUSUM process $\{\mathbf{C}_\alpha(t), t \in [0, 1]\}$ is proposed. Based on this, we construct a family of individual-based testing statistics $\{T_\alpha, \alpha \in [0, 1]\}$ via aggregating $\mathbf{C}_\alpha(t)$ using the ℓ_2 -norm of its first s_0 largest order statistics, known as the $(s_0, 2)$ -norm proposed in [Zhou et al. \(2018\)](#). A high-dimensional bootstrap procedure is introduced to approximate T_α 's limiting null distributions. The proposed bootstrap method only requires mild conditions on the covariance structures of \mathbf{X} and the underlying error distribution ϵ , and is free of tuning parameters and computationally efficient. Furthermore, combining the corresponding individual tests in $\{T_\alpha, \alpha \in [0, 1]\}$, we construct a tail-adaptive test statistic T_{ad} by taking the minimum P -values of $\{T_\alpha, \alpha \in [0, 1]\}$. The proposed tail-adaptive method T_{ad} chooses the best individual test according to the data and thus enjoys simultaneous high power across various tail structures. Theoretically, we adopt a low-cost bootstrap method for approximating the limiting distribution of T_{ad} . In terms of size and power, for both individual and tail-adaptive tests, we prove that the corresponding test can control the type I error for any given significance level if \mathbf{H}_0 holds,

and reject the null hypothesis with probability tending to one otherwise.

As for the change point estimation, once \mathbf{H}_0 is rejected by our test, based on each individual test statistic, we can estimate its location via taking argmax with respect to different candidate locations $t \in (0, 1)$ for the $(s_0, 2)$ -norm aggregated process $\{\|\mathbf{C}_\alpha(t)\|_{(s_0, 2)}, t \in [0, 1]\}$. Under some regular conditions, for each individual based estimator $\{\hat{t}_\alpha, \alpha \in [0, 1]\}$, we can show that the estimation error is rate optimal up to a $\log(pn)$ factor. Hence, the proposed individual estimators for the change point location allow the signal jump size scale well with (n, p) and are consistent.

1.2 Related literature

For the low dimensional setting with a fixed p and $p < n$, change point analysis for linear regression models has been well-studied. Specifically, [Quandt \(1958\)](#) considered testing (1.2) for a simple regression model with $p = 2$. Other extensions include the maximum likelihood ratio tests ([Horváth, 1995](#)), partial sums of regression residuals ([Bai and Perron, 1998](#)), and so on. Other related methods include [Qu \(2008\)](#); [Zhang et al. \(2014\)](#); [Oka and Qu \(2011\)](#) and among others.

Due to the curse of dimensionality, on the other hand, only a few papers studied high-dimensional change point analysis, which mainly focused on the change point estimation. See [Lee et al. \(2016\)](#); [Kaul et al. \(2019\)](#); [Lee et al. \(2018\)](#); [Leonardi and Bühlmann \(2016\)](#); [Wang et al. \(2021, 2023\)](#). However, none of the aforementioned papers handle hypothesis testing, which is the prerequisite for the change point detection. Furthermore, most existing literature requires strong conditions on the underlying errors ϵ_i for deriving the desirable theoretical properties, which may not be applicable when the data are heavy-tailed or contaminated by outliers. One possible solution is to use the robust method such as median regression in [Lee et al. \(2018\)](#) for change point estimation. As discussed in [Zou and Yuan \(2008\)](#); [Zhao et al. \(2014\)](#), when making statistical inference for homogeneous linear models, the asymptotic relative efficiency of median regression-based estimators compared to least squared-based is only about 64% in both low and high dimensions. In addition, inference based on quantile regression can have arbitrarily small relative efficiency compared to the least squared based regression. Our proposed tail-adaptive method is the one that can perform simultaneous change point testing and estimation for high-dimensional linear regression models with different distributions. In addition to controlling the type I error to any desirable level, the proposed method enjoys simultaneously high power and accuracy for the change point testing and identification across various underlying error

distributions when there exists a change point.

The rest of this paper is organized as follows. In Section 2, we introduce our new tail-adaptive methodology for detecting a single change point as well as multiple change points. In Section 3, we derive the theoretical results in terms of size and power as well as the change point estimation. In Sections 4 and 5, we provide extensive numerical studies and an real data analysis to the S&P100 data set. The concluding remarks are provided in Section 6. Detailed proofs and the full numerical results as well as an application to the S&P 100 dataset are given in the online supplementary materials.

Notations: For $\mathbf{v} = (v_1, \dots, v_p)^\top \in \mathbb{R}^p$, we define its ℓ_p norm as $\|\mathbf{v}\|_p = (\sum_{j=1}^d |v_j|^p)^{1/p}$ for $1 \leq p \leq \infty$. For $p = \infty$, define $\|\mathbf{v}\|_\infty = \max_{1 \leq j \leq d} |v_j|$. For any set \mathcal{S} , denote its cardinality by $|\mathcal{S}|$. For two real numbered sequences a_n and b_n , we set $a_n = O(b_n)$ if there exists a constant C such that $|a_n| \leq C|b_n|$ for a sufficiently large n ; $a_n = o(b_n)$ if $a_n/b_n \rightarrow 0$ as $n \rightarrow \infty$; $a_n \asymp b_n$ if there exists constants c and C such that $c|b_n| \leq |a_n| \leq C|b_n|$ for a sufficiently large n . For a sequence of random variables (r.v.s) $\{\xi_1, \xi_2, \dots\}$, we set $\xi_n \xrightarrow{\mathbb{P}} \xi$ if ξ_n converges to ξ in probability as $n \rightarrow \infty$. We also denote $\xi_n = o_p(1)$ if $\xi_n \xrightarrow{\mathbb{P}} 0$. We define $\lfloor x \rfloor$ as the largest integer less than or equal to x for $x \geq 0$. Denote $(\mathcal{X}, \mathcal{Y}) = \{(\mathbf{X}_1, Y_1), \dots, (\mathbf{X}_n, Y_n)\}$.

2 Methodology

2.1 Single change point detection

In this section, we introduce our new methodology for Problem (1.2). We first focus on detecting a single change point in Model (1.1) with

$$Y_i = \mathbf{X}_i^\top \boldsymbol{\beta}^{(1)} \mathbf{1}\{i \leq k_1\} + \mathbf{X}_i^\top \boldsymbol{\beta}^{(2)} \mathbf{1}\{i > k_1\} + \epsilon_i, \text{ for } i = 1, \dots, n. \quad (2.1)$$

In this paper, we assume $k_1 = \lfloor nt_1 \rfloor$ for some constant $t_1 \in (0, 1)$. Note that t_1 is called the relative change point location. We assume the change point does not occur at the beginning or end of data observations. Specifically, suppose there exists a constant $q_0 \in (0, 0.5)$ such that $q_0 \leq t_1 \leq 1 - q_0$ holds, which is a common assumption in the literature (e.g., Dette et al., 2018; Jirak, 2015). For Model (2.1), the conditional mean of Y_i is:

$$\mathbb{E}[Y_i | \mathbf{X}_i] = \mathbf{X}_i^\top \boldsymbol{\beta}^{(1)} \mathbf{1}\{i \leq k_1\} + \mathbf{X}_i^\top \boldsymbol{\beta}^{(2)} \mathbf{1}\{i > k_1\}. \quad (2.2)$$

Moreover, let $0 < \tau_1 < \dots < \tau_K < 1$ be K candidate quantile indices. For each $\tau_k \in (0, 1)$, let $b_k^{(0)} := \inf\{t : \mathbb{P}(\epsilon \leq t) \geq \tau_k\}$ be the τ_k -th theoretical quantile for the generic error term ϵ in Model (2.1). Then, conditional on \mathbf{X}_i , the τ_k -th quantile for Y_i becomes:

$$Q_{\tau_k}(Y_i|\mathbf{X}_i) = b_k^{(0)} + \mathbf{X}_i^\top \boldsymbol{\beta}^{(1)} \mathbf{1}\{i \leq k_1\} + \mathbf{X}_i^\top \boldsymbol{\beta}^{(2)} \mathbf{1}\{i > k_1\}, k = 1, \dots, K, \quad (2.3)$$

where $Q_{\tau_k}(Y_i|\mathbf{X}_i) := \inf\{t : \mathbb{P}(Y_i \leq t|\mathbf{X}_i) \geq \tau_k\}$. Hence, if there exists a change point in Model (2.1), both the conditional mean and the conditional quantile change after the change point. This suggests that we can make change point inference for $\boldsymbol{\beta}^{(1)}$ and $\boldsymbol{\beta}^{(2)}$ using either (2.2) or (2.3). To propose our new testing statistic, we first introduce the following weighted composite loss function. In particular, let $\alpha \in [0, 1]$ be some candidate weight. Define the weighted composite loss function as:

$$\ell_\alpha(\mathbf{x}, y; \tilde{\boldsymbol{\tau}}, \mathbf{b}, \boldsymbol{\beta}) := (1 - \alpha) \frac{1}{K} \sum_{k=1}^K \rho_{\tau_k}(y - b_k - \mathbf{x}^\top \boldsymbol{\beta}) + \frac{\alpha}{2} (y - \mathbf{x}^\top \boldsymbol{\beta})^2, \quad (2.4)$$

where $\rho_\tau(t) := t(\tau - \mathbf{1}\{t \leq 0\})$ is the check loss function (Koenker and Bassett Jr, 1978), $\tilde{\boldsymbol{\tau}} := (\tau_1, \dots, \tau_K)^\top$ are user-specified K quantile levels, and $\mathbf{b} = (b_1, \dots, b_K)^\top \in \mathbb{R}^K$ and $\boldsymbol{\beta} = (\beta_1, \dots, \beta_p)^\top \in \mathbb{R}^p$. Note that we can regard $\ell_\alpha(\mathbf{x}, y; \tilde{\boldsymbol{\tau}}, \mathbf{b}, \boldsymbol{\beta})$ as a weighted loss function between the composite quantile loss and the squared error loss. For example, for $\alpha = 1$, it reduces to the ordinary least squared-based loss function with $\ell_1(\mathbf{x}, y) = (y - \mathbf{x}^\top \boldsymbol{\beta})^2/2$. When $\alpha = 0$, it is the composite quantile loss function $\ell_0(\mathbf{x}, y) = \sum_{k=1}^K \rho_{\tau_k}(y - b_k - \mathbf{x}^\top \boldsymbol{\beta})/K$ proposed in Zou and Yuan (2008). It is known that the least squared loss-based method has the best statistical efficiency when errors follow Gaussian distributions and the composite quantile loss is more robust when the error distribution is heavy-tailed or contaminated by outliers. As discussed before, in practice, it is challenging to obtain the tail structure of the error distribution and construct a corresponding change point testing method based on the error structure. Hence, we propose a weighted loss function by borrowing the information related to the possible change point from both the conditional mean and quantiles. We use the weight α to balance the efficiency and robustness.

Our new testing statistic is based on a novel high-dimensional weighted score-based CUSUM process of the weighted composite loss function. In particular, for the composite loss function $\ell_\alpha(\mathbf{x}, y; \tilde{\boldsymbol{\tau}}, \mathbf{b}, \boldsymbol{\beta})$, define its score (subgradient) function $\partial \ell_\alpha(\mathbf{x}, y; \tilde{\boldsymbol{\tau}}, \mathbf{b}, \boldsymbol{\beta})/\partial \boldsymbol{\beta}$ with respect to $\boldsymbol{\beta}$

as:

$$\mathbf{Z}_\alpha(\mathbf{x}, y; \tilde{\boldsymbol{\tau}}, \mathbf{b}, \boldsymbol{\beta}) := \left[\frac{1-\alpha}{K} \sum_{k=1}^K \mathbf{x} (\mathbf{1}\{y - b_k - \mathbf{x}^\top \boldsymbol{\beta} \leq 0\} - \tau_k) \right] - \alpha [\mathbf{x}(y - \mathbf{x}^\top \boldsymbol{\beta})]. \quad (2.5)$$

Using $\mathbf{Z}_\alpha(\mathbf{x}, y; \tilde{\boldsymbol{\tau}}, \mathbf{b}, \boldsymbol{\beta})$, for each $\alpha \in [0, 1]$ and $t \in (0, 1)$, we first define the oracle score-based CUSUM as follows:

$$\tilde{\mathcal{C}}_\alpha(t; \tilde{\boldsymbol{\tau}}, \mathbf{b}, \boldsymbol{\beta}) = \frac{1}{\sqrt{n}\sigma(\alpha, \tilde{\boldsymbol{\tau}})} \left(\sum_{i=1}^{\lfloor nt \rfloor} \mathbf{Z}_\alpha(\mathbf{X}_i, Y_i; \tilde{\boldsymbol{\tau}}, \mathbf{b}, \boldsymbol{\beta}) - \frac{\lfloor nt \rfloor}{n} \sum_{i=1}^n \mathbf{Z}_\alpha(\mathbf{X}_i, Y_i; \tilde{\boldsymbol{\tau}}, \mathbf{b}, \boldsymbol{\beta}) \right), \quad (2.6)$$

where $\sigma^2(\alpha, \tilde{\boldsymbol{\tau}}) := \text{Var}[(1-\alpha)e_i(\tilde{\boldsymbol{\tau}}) - \alpha\epsilon_i]$ with $e_i(\tilde{\boldsymbol{\tau}}) := K^{-1} \sum_{k=1}^K (\mathbf{1}\{\epsilon_i \leq b_k^{(0)}\} - \tau_k)$. Note that we call $\tilde{\mathcal{C}}_\alpha(t; \tilde{\boldsymbol{\tau}}, \mathbf{b}, \boldsymbol{\beta})$ oracle since we assume $\sigma^2(\alpha, \tilde{\boldsymbol{\tau}})$ is known. In Section 2.2, we will give the explicit form of $\sigma^2(\alpha, \tilde{\boldsymbol{\tau}})$ under various combinations of α and $\tilde{\boldsymbol{\tau}}$ and introduce its consistent estimator under both \mathbf{H}_0 and \mathbf{H}_1 . In the following, to motivate our test statistics, we study the behaviors of $\tilde{\mathcal{C}}_\alpha(t; \tilde{\boldsymbol{\tau}}, \mathbf{b}, \boldsymbol{\beta})$ under \mathbf{H}_0 and \mathbf{H}_1 respectively. First, under \mathbf{H}_0 , if we replace $\boldsymbol{\beta} = \boldsymbol{\beta}^{(0)}$ and $\mathbf{b} = \mathbf{b}^{(0)}$ in (2.6), the score based CUSUM becomes

$$\tilde{\mathcal{C}}_\alpha(t; \tilde{\boldsymbol{\tau}}, \mathbf{b}^{(0)}, \boldsymbol{\beta}^{(0)}) = \frac{1}{\sqrt{n}\sigma(\alpha, \tilde{\boldsymbol{\tau}})} \left(\sum_{i=1}^{\lfloor nt \rfloor} \mathbf{Z}_\alpha(\mathbf{X}_i, Y_i; \tilde{\boldsymbol{\tau}}, \mathbf{b}^{(0)}, \boldsymbol{\beta}^{(0)}) - \frac{\lfloor nt \rfloor}{n} \sum_{i=1}^n \mathbf{Z}_\alpha(\mathbf{X}_i, Y_i; \tilde{\boldsymbol{\tau}}, \mathbf{b}^{(0)}, \boldsymbol{\beta}^{(0)}) \right).$$

By noting that under \mathbf{H}_0 , we have $Y_i = \mathbf{X}_i^\top \boldsymbol{\beta}^{(0)} + \epsilon_i$, the above CUSUM reduces to the following \mathbb{R}^p -dimensional random noise based CUSUM:

$$\tilde{\mathcal{C}}_\alpha(t; \tilde{\boldsymbol{\tau}}, \mathbf{b}^{(0)}, \boldsymbol{\beta}^{(0)}) = \frac{1}{\sqrt{n}\sigma(\alpha, \tilde{\boldsymbol{\tau}})} \left(\sum_{i=1}^{\lfloor nt \rfloor} \mathbf{X}_i ((1-\alpha)e_i(\tilde{\boldsymbol{\tau}}) - \alpha\epsilon_i) - \frac{\lfloor nt \rfloor}{n} \sum_{i=1}^n \mathbf{X}_i ((1-\alpha)e_i(\tilde{\boldsymbol{\tau}}) - \alpha\epsilon_i) \right), \quad (2.7)$$

whose asymptotic distribution can be easily characterized. Since both $\mathbf{b}^{(0)}$ and $\boldsymbol{\beta}^{(0)}$ are unknown, we need some proper estimators that can approximate them well under \mathbf{H}_0 . In this paper, for each $\alpha \in [0, 1]$, we obtain the estimators by solving the following penalized optimization problem:

$$(\hat{\mathbf{b}}_\alpha, \hat{\boldsymbol{\beta}}_\alpha) = \arg \min_{\substack{\mathbf{b} \in \mathbb{R}^K, \\ \boldsymbol{\beta} \in \mathbb{R}^p}} \left[(1-\alpha) \frac{1}{n} \sum_{i=1}^n \frac{1}{K} \sum_{k=1}^K \rho_{\tau_k}(Y_i - b_i - \mathbf{X}_i^\top \boldsymbol{\beta}) + \frac{\alpha}{2n} \sum_{i=1}^n (Y_i - \mathbf{X}_i^\top \boldsymbol{\beta})^2 + \lambda_\alpha \|\boldsymbol{\beta}\|_1 \right], \quad (2.8)$$

where $\hat{\mathbf{b}}_\alpha := (\hat{b}_{\alpha,1}, \dots, \hat{b}_{\alpha,K})^\top$, $\hat{\boldsymbol{\beta}}_\alpha := (\hat{\beta}_{\alpha,1}, \dots, \hat{\beta}_{\alpha,p})^\top$, and λ_α is the non-negative tuning parameter controlling the overall sparsity of $\hat{\boldsymbol{\beta}}_\alpha$. Note that the above estimators are obtained using all observations $(\mathcal{X}, \mathcal{Y})$. After obtaining $(\hat{\mathbf{b}}_\alpha^\top, \hat{\boldsymbol{\beta}}_\alpha^\top)$, we plug them into the score function

in (2.6) and obtain the \mathbb{R}^p -dimensional oracle score based CUSUM statistic as follows:

$$\tilde{\mathbf{C}}_\alpha(t; \tilde{\boldsymbol{\tau}}, \hat{\mathbf{b}}_\alpha, \hat{\boldsymbol{\beta}}_\alpha) = (\tilde{C}_{\alpha,1}(t; \tilde{\boldsymbol{\tau}}, \hat{\mathbf{b}}_\alpha, \hat{\boldsymbol{\beta}}_\alpha), \dots, \tilde{C}_{\alpha,p}(t; \tilde{\boldsymbol{\tau}}, \hat{\mathbf{b}}_\alpha, \hat{\boldsymbol{\beta}}_\alpha))^\top. \quad (2.9)$$

Using $(\hat{\mathbf{b}}_\alpha, \hat{\boldsymbol{\beta}}_\alpha)$, we can prove that under \mathbf{H}_0 , for each $\alpha \in [0, 1]$, (2.9) can approximate the random-noise based CUSUM process in (2.7) under some proper norm aggregations. Next, we investigate the behavior of (2.9) under \mathbf{H}_1 . Observe that the score based CUSUM has the following decomposition:

$$\tilde{\mathbf{C}}_\alpha(t; \tilde{\boldsymbol{\tau}}, \hat{\mathbf{b}}_\alpha, \hat{\boldsymbol{\beta}}_\alpha) = \tilde{\mathbf{C}}_\alpha(t; \tilde{\boldsymbol{\tau}}, \mathbf{b}^{(0)}, \boldsymbol{\beta}^{(0)}) + \boldsymbol{\delta}_\alpha(t) + \mathbf{R}_\alpha(t; \hat{\mathbf{b}}_\alpha, \hat{\boldsymbol{\beta}}_\alpha), \quad (2.10)$$

where $\tilde{\mathbf{C}}_\alpha(t; \tilde{\boldsymbol{\tau}}, \mathbf{b}^{(0)}, \boldsymbol{\beta}^{(0)})$ is the random noise based CUSUM process defined in (2.7), $\mathbf{R}_\alpha(t; \hat{\mathbf{b}}_\alpha, \hat{\boldsymbol{\beta}}_\alpha)$ is some random bias which has a very complicated form but can be controlled properly under \mathbf{H}_1 , and $\boldsymbol{\delta}_\alpha(t)$ is the signal jump function. More specifically, let

$$SNR(\alpha, \tilde{\boldsymbol{\tau}}) := \frac{(1 - \alpha) \left(\frac{1}{K} \sum_{k=1}^K f_\epsilon(b_k^{(0)}) \right) + \alpha}{\sigma(\alpha, \tilde{\boldsymbol{\tau}})}, \quad (2.11)$$

where $f_\epsilon(t)$ is the probability density function of ϵ , and define the signal jump function

$$\boldsymbol{\Delta}(t; \boldsymbol{\beta}^{(1)}, \boldsymbol{\beta}^{(2)}) := \begin{cases} \frac{\lfloor nt \rfloor (n - \lfloor nt_1 \rfloor)}{n^{3/2}} \boldsymbol{\Sigma}(\boldsymbol{\beta}^{(1)} - \boldsymbol{\beta}^{(2)}), & \text{if } t \leq t_1, \\ \frac{\lfloor nt_1 \rfloor (n - \lfloor nt \rfloor)}{n^{3/2}} \boldsymbol{\Sigma}(\boldsymbol{\beta}^{(1)} - \boldsymbol{\beta}^{(2)}), & \text{if } t > t_1. \end{cases} \quad (2.12)$$

Then, the signal jump $\boldsymbol{\delta}_\alpha(t)$ can be explicitly represented as the products of $SNR(\alpha, \tilde{\boldsymbol{\tau}})$ and $\boldsymbol{\Delta}(t; \boldsymbol{\beta}^{(1)}, \boldsymbol{\beta}^{(2)})$, which has the following explicit form:

$$\boldsymbol{\delta}_\alpha(t) := SNR(\alpha, \tilde{\boldsymbol{\tau}}) \times \boldsymbol{\Delta}(t; \boldsymbol{\beta}^{(1)}, \boldsymbol{\beta}^{(2)}). \quad (2.13)$$

By (2.13), we can see that $\boldsymbol{\delta}_\alpha(t)$ can be decomposed into a loss-function-dependent part $SNR(\alpha, \tilde{\boldsymbol{\tau}})$ and a change-point-model-dependent part

$\boldsymbol{\Delta}(t; \boldsymbol{\beta}^{(1)}, \boldsymbol{\beta}^{(2)})$. More specifically, the first term $SNR(\alpha, \tilde{\boldsymbol{\tau}})$ (short for the signal-to-noise-ratio) is only related to the parameters $\alpha, K, \mathbf{b}^{(0)}$ as well as $\sigma(\alpha, \tilde{\boldsymbol{\tau}})$, resulting from a user specified weighted loss function defined in (2.4). In contrast, the second term $\{\boldsymbol{\Delta}(t; \boldsymbol{\beta}^{(1)}, \boldsymbol{\beta}^{(2)}), t \in [0, 1]\}$ is only related to Model (2.1), which is based on parameters $t_1, \boldsymbol{\Sigma}, \boldsymbol{\beta}^{(1)}$, and $\boldsymbol{\beta}^{(2)}$ and is independent of the loss function. Moreover, for any weighted composite loss function, the process

$\{\Delta(t; \beta^{(1)}, \beta^{(2)}), t \in [0, 1]\}$ has the following properties: First, under \mathbf{H}_1 , the non-zero elements of $\Delta(t; \beta^{(1)}, \beta^{(2)})$ are at most $(s^{(1)} + s^{(2)})$ -sparse since we require sparse regression coefficients in the model; Second, we can see that $\|\Delta(t; \beta^{(1)}, \beta^{(2)})\|$ with $t \in [q_0, 1 - q_0]$ obtains its maximum value at the true change point location t_1 , where $\|\cdot\|$ denotes some proper norm such as $\|\cdot\|_\infty$. Hence, in theory, the signal jump function $\delta_\alpha(t)$ also achieves its maximum value at t_1 under some proper norm. This is the key reason why using the score based CUSUM can correctly localize the true change point if $\beta^{(1)} - \beta^{(2)}$ is big enough. More importantly, for a given underlying error distribution ϵ in Model (2.1), we can use $SNR(\alpha, \tilde{\tau})$ to further amplify the magnitude of $\delta_\alpha(t)$ via choosing a proper combination of α and $\tilde{\tau}$. In particular, recall $\sigma^2(\alpha, \tilde{\tau}) := \text{Var}[(1 - \alpha)e_i(\tilde{\tau}) - \alpha\epsilon_i]$. Then, we have

$$\sigma^2(\alpha, \tilde{\tau}) = (1 - \alpha)^2 \text{Var}[e_i(\tilde{\tau})] + \alpha^2 \sigma^2 - 2\alpha(1 - \alpha) \text{Cov}(e_i(\tilde{\tau}), \epsilon_i), \quad (2.14)$$

where $\sigma^2 := \text{Var}(\epsilon)$. Using (2.11) and (2.14), $SNR(\alpha, \tilde{\tau})$ can be further simplified under some specific α . For example, if $\alpha = 1$, then $SNR(\alpha, \tilde{\tau}) = 1/\sigma$; If $\alpha = 0$, then

$$SNR(\alpha, \tilde{\tau}) = \frac{\sum_{k=1}^K f_\epsilon(b_k^{(0)})}{\sqrt{\sum_{k_1=1}^K \sum_{k_2=1}^K \gamma_{k_1 k_2}}}$$

with $\gamma_{k_1 k_2} := \min(\tau_{k_1}, \tau_{k_2}) - \tau_{k_1} \tau_{k_2}$; If we choose $\alpha \in (0, 1)$, $K = 1$ and $\tilde{\tau} = \tau$ for some $\tau \in (0, 1)$. Then we have

$$SNR(\alpha, \tilde{\tau}) = \frac{(1 - \alpha)f_\epsilon(b_\tau^{(0)}) + \alpha}{[(1 - \alpha)^2 \tau(1 - \tau) + \alpha^2 \sigma^2 - 2\alpha(1 - \alpha) \text{Cov}(e(\tau), \epsilon)]^{1/2}}. \quad (2.15)$$

Hence, for any underlying error distribution ϵ in Model (2.1), it is possible for us to choose a proper α and $\tilde{\tau}$ that makes $SNR(\alpha, \tilde{\tau})$ as large as possible for that distribution. See Figure 1 for a direct illustration.

For change point detection, a natural question is how to aggregate the \mathbb{R}^p -dimensional CUSUM process $\tilde{\mathcal{C}}_\alpha(t; \tilde{\tau}, \hat{\mathbf{b}}_\alpha, \hat{\beta}_\alpha)$. Note that for high-dimensional sparse linear models, there are at most $s = s^{(1)} + s^{(2)}$ coordinates in $\beta^{(1)} - \beta^{(2)}$ that can have a change point, which can be much smaller than the data dimension p , although we allow s to grow with the sample size n . Motivated by this, in this paper, we aggregate the first s_0 largest statistics of $\tilde{\mathcal{C}}_\alpha(t; \tilde{\tau}, \hat{\mathbf{b}}_\alpha, \hat{\beta}_\alpha)$. To that end, we introduce the $(s_0, 2)$ -norm as follows. Let $\mathbf{v} = (v_1, \dots, v_p) \in \mathbb{R}^p$. For any $1 \leq s_0 \leq p$, define $\|\mathbf{v}\|_{(s_0, 2)} = (\sum_{j=1}^{s_0} |v_{(j)}|^2)^{1/2}$, where $|v_{(1)}| \geq |v_{(2)}| \cdots \geq |v_{(p)}|$ are the order

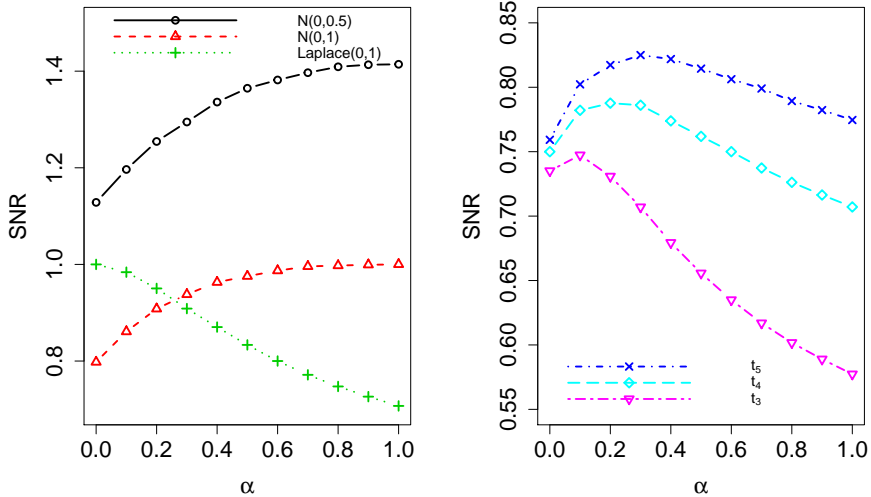


Figure 1: $SNR(\alpha, \tilde{\tau})$ under various errors with different weights $\alpha \in \{0, 0.1, \dots, 0.9, 1\}$ for the weighted loss with $\tilde{\tau} = 0.5$ and $K = 1$.

statistics of \mathbf{v} . By definition, we can see that $\|\mathbf{v}\|_{(s_0, 2)}$ is the L_2 -norm for the first s_0 largest order statistics of $(|v_1|, \dots, |v_p|)^\top$, which can be regarded as an adjusted L_2 -norm in high dimensions. Note that the $(s_0, 2)$ -norm is a special case of the (s_0, \tilde{p}) -norm proposed in Zhou et al. (2018) by setting $\tilde{p} = 2$. We also remark that taking the first s_0 largest order statistics can account for the sparsity structure of $\beta^{(1)} - \beta^{(2)}$. Using the $(s_0, 2)$ -norm with a user-specified s_0 and known variance $\sigma^2(\alpha, \tilde{\tau})$, we introduce the oracle individual testing statistic with respect to a given $\alpha \in [0, 1]$ as

$$\tilde{T}_\alpha = \max_{q_0 \leq t \leq 1 - q_0} \left\| \tilde{\mathcal{C}}_\alpha(t; \tilde{\tau}, \hat{\mathbf{b}}_\alpha, \hat{\beta}_a) \right\|_{(s_0, 2)}, \quad \text{with } \alpha \in [0, 1].$$

By construction, \tilde{T}_α can capture the tail structure of the underlying regression errors by choosing a special α and $\tilde{\tau}$. Specifically, for $\alpha = 1$, it equals to the least square loss-based method. In this case, since \tilde{T}_α only uses the moment information of the errors, it is powerful for detecting a change point with light-tailed errors such as Gaussian or sub-Gaussian distributions. For $\alpha = 0$, \tilde{T}_α reduces to the composite quantile loss-based method, which only uses the information of ranks or quantiles. In this case, \tilde{T}_α is more robust to data with heavy tails such as Cauchy distributions. As a special case of $\alpha = 0$, if we further choose $\tilde{\tau} = 0.5$ and $K = 1$, our testing statistic reduces to the median regression-based method. Moreover, if we choose a proper non-trivial weight α , \tilde{T}_α enjoys satisfactory power performance for data with a moderate magnitude of tails such as the Student's t_v or Laplace distributions. Hence, our

proposed individual testing statistics can adequately capture the tail structures of the data.

Another distinguishing feature for using \tilde{T}_α is that, we can establish a general and flexible framework for aggregating the score based CUSUM for high-dimensional sparse linear models. Instead of taking the ℓ_∞ -norm as most papers adopted for making statistical inference of high-dimensional linear models (e.g., [Xia et al., 2018](#)), we choose to aggregate them via using the ℓ_2 -norm of the first s_0 largest order statistics. Under this framework, the ℓ_∞ -norm is a special case by taking $s_0 = 1$.

2.2 Variance estimation under \mathbf{H}_0 and \mathbf{H}_1

Note that \tilde{T}_α is constructed using a known variance $\sigma^2(\alpha, \tilde{\boldsymbol{\tau}})$ which is defined in (2.14). In practice, however, $\sigma^2(\alpha, \tilde{\boldsymbol{\tau}})$ is typically unknown. Hence, to yield a powerful testing method, a consistent variance estimation is needed especially under the alternative hypothesis. For high-dimensional change point analysis, the main difficulty comes from the unknown change point t_1 . To overcome this problem, we propose a weighted variance estimation. In particular, for each fixed $\alpha \in [0, 1]$ and $t \in (0, 1)$, define the score based CUSUM statistic without standardization as follows:

$$\check{C}_\alpha(t; \tilde{\boldsymbol{\tau}}, \hat{\mathbf{b}}_\alpha, \hat{\boldsymbol{\beta}}_\alpha) = \frac{1}{\sqrt{n}} \left(\sum_{i=1}^{\lfloor nt \rfloor} \mathbf{Z}_\alpha(\mathbf{X}_i, Y_i; \tilde{\boldsymbol{\tau}}, \hat{\mathbf{b}}_\alpha, \hat{\boldsymbol{\beta}}_\alpha) - \frac{\lfloor nt \rfloor}{n} \sum_{i=1}^n \mathbf{Z}_\alpha(\mathbf{X}_i, Y_i; \tilde{\boldsymbol{\tau}}, \hat{\mathbf{b}}_\alpha, \hat{\boldsymbol{\beta}}_\alpha) \right). \quad (2.16)$$

For each $\alpha \in [0, 1]$, we obtain the individual based change point estimator:

$$\hat{t}_\alpha = \arg \max_{q_0 \leq t \leq 1 - q_0} \left\| \check{C}_\alpha(t; \tilde{\boldsymbol{\tau}}, \hat{\mathbf{b}}_\alpha, \hat{\boldsymbol{\beta}}_\alpha) \right\|_{(s_0, 2)}. \quad (2.17)$$

In Theorem 3.4, we prove that under some regular conditions, if \mathbf{H}_1 holds, \hat{t}_α is a consistent estimator for t_1 , e.g. $|\widehat{nt}_\alpha - nt_1| = o_p(n)$. This result enables us to propose a variance estimator which is consistent under both \mathbf{H}_0 and \mathbf{H}_1 . Specifically, let $h \in (0, 1)$ be a user specified constant, and define the samples $n_- = \{i : i \leq nh\hat{t}_\alpha\}$ and $n_+ = \{i : \hat{t}_\alpha n + (1 - h)(1 - \hat{t}_\alpha)n \leq i \leq n\}$. Let $((\hat{\mathbf{b}}_\alpha^{(1)})^\top, (\hat{\boldsymbol{\beta}}_\alpha^{(1)})^\top)$ and $((\hat{\mathbf{b}}_\alpha^{(2)})^\top, (\hat{\boldsymbol{\beta}}_\alpha^{(2)})^\top)$ be the estimators using the samples in n_- and n_+ . For each α , we calculate the regression residuals:

$$\hat{\boldsymbol{\epsilon}}_i = (Y_i - \mathbf{X}_i^\top \hat{\boldsymbol{\beta}}_\alpha^{(1)}) \mathbf{1}\{i \in n_-\} + (Y_i - \mathbf{X}_i^\top \hat{\boldsymbol{\beta}}_\alpha^{(2)}) \mathbf{1}\{i \in n_+\}, \text{ for } i \in n_- \cup n_+. \quad (2.18)$$

Moreover, compute $\widehat{e}_i(\widetilde{\boldsymbol{\tau}}) = K^{-1} \sum_{k=1}^K \widehat{e}_i(\tau_k)$ with $\widehat{e}_i(\tau_k)$ defined as

$$\widehat{e}_i(\tau_k) := (\mathbf{1}\{\widehat{\epsilon}_i \leq \widehat{b}_{\alpha,k}^{(1)}\} - \tau_k) \mathbf{1}\{i \in n_-\} + (\mathbf{1}\{\widehat{\epsilon}_i \leq \widehat{b}_{\alpha,k}^{(2)}\} - \tau_k) \mathbf{1}\{i \in n_+\}. \quad (2.19)$$

Lastly, based on \widehat{e}_i and $\widehat{e}_i(\widetilde{\boldsymbol{\tau}})$, we construct a weighted estimator for $\sigma^2(\alpha, \widetilde{\boldsymbol{\tau}})$:

$$\widehat{\sigma}^2(\alpha, \widetilde{\boldsymbol{\tau}}) = \widehat{t}_\alpha \times \widehat{\sigma}_-^2(\alpha, \widetilde{\boldsymbol{\tau}}) + (1 - \widehat{t}_\alpha) \times \widehat{\sigma}_+^2(\alpha, \widetilde{\boldsymbol{\tau}}), \quad (2.20)$$

where:

$$\begin{aligned} \widehat{\sigma}_-^2(\alpha, \widetilde{\boldsymbol{\tau}}) &:= \frac{1}{|n_-|} \sum_{i \in n_-} [(1 - \alpha) \widehat{e}_i(\widetilde{\boldsymbol{\tau}}) - \alpha \widehat{\epsilon}_i]^2, \\ \widehat{\sigma}_+^2(\alpha, \widetilde{\boldsymbol{\tau}}) &:= \frac{1}{|n_+|} \sum_{i \in n_+} [(1 - \alpha) \widehat{e}_i(\widetilde{\boldsymbol{\tau}}) - \alpha \widehat{\epsilon}_i]^2. \end{aligned}$$

For the above variance estimation, we can prove that $|\widehat{\sigma}^2(\alpha, \widetilde{\boldsymbol{\tau}}) - \sigma^2(\alpha, \widetilde{\boldsymbol{\tau}})| = o_p(1)$ under either \mathbf{H}_0 or \mathbf{H}_1 . As a result, the proposed variance estimator $\widehat{\sigma}^2(\alpha, \widetilde{\boldsymbol{\tau}})$ avoids the problem of non-monotonic power performance as discussed in [Shao and Zhang \(2010\)](#), which is a serious issue in change point analysis. Hence, we replace $\sigma(\alpha, \widetilde{\boldsymbol{\tau}})$ in (2.9) by $\widehat{\sigma}(\alpha, \widetilde{\boldsymbol{\tau}})$ and define the data-driven score-based CUSUM process

$$\mathbf{C}_\alpha(t; \widetilde{\boldsymbol{\tau}}, \widehat{\mathbf{b}}_\alpha, \widehat{\boldsymbol{\beta}}_\alpha) = \frac{1}{\sqrt{n} \widehat{\sigma}(\alpha, \widetilde{\boldsymbol{\tau}})} \left(\sum_{i=1}^{\lfloor nt \rfloor} \mathbf{Z}_\alpha(\mathbf{X}_i, Y_i; \widetilde{\boldsymbol{\tau}}, \widehat{\mathbf{b}}_\alpha, \widehat{\boldsymbol{\beta}}_\alpha) - \frac{\lfloor nt \rfloor}{n} \sum_{i=1}^n \mathbf{Z}_\alpha(\mathbf{X}_i, Y_i; \widetilde{\boldsymbol{\tau}}, \widehat{\mathbf{b}}_\alpha, \widehat{\boldsymbol{\beta}}_\alpha) \right). \quad (2.21)$$

For a user-specified $s_0 \in \{1, \dots, p\}$ and any $\alpha \in [0, 1]$, we define the final individual-based testing statistic as follows:

$$T_\alpha = \max_{q_0 \leq t \leq 1 - q_0} \left\| \mathbf{C}_\alpha(t; \widetilde{\boldsymbol{\tau}}, \widehat{\mathbf{b}}_\alpha, \widehat{\boldsymbol{\beta}}_\alpha) \right\|_{(s_0, 2)}, \quad \text{with } \alpha \in [0, 1]. \quad (2.22)$$

In what follows, we use $\{T_\alpha, \alpha \in [0, 1]\}$ as our individual testing statistics.

2.3 Bootstrap approximation for the individual testing statistic

In high dimensions, it is very difficult to obtain the limiting null distribution of T_α . To overcome this problem, we propose a novel bootstrap procedure. In particular, suppose we implement the bootstrap procedure for B times. Then, for each b -th bootstrap with $b = 1, \dots, B$, we generate i.i.d. random variables e_1^b, \dots, e_n^b with $e_i^b \sim N(0, 1)$. Let $e_i^b(\widetilde{\boldsymbol{\tau}}) = K^{-1} \sum_{k=1}^K e_i^b(\tau_k)$ with $e_i^b(\tau_k) := \mathbf{1}\{e_i^b \leq \Phi^{-1}(\tau_k)\} - \tau_k$, where $\Phi(x)$ is the CDF for the standard normal distribution. Then, for each individual-based testing statistic T_α , with a user specified s_0 , we define its b -th

bootstrap sample-based score CUSUM process as:

$$\mathbf{C}_\alpha^b(t; \tilde{\boldsymbol{\tau}}) = \frac{1}{\sqrt{nv}(\alpha, \tilde{\boldsymbol{\tau}})} \left(\sum_{i=1}^{\lfloor nt \rfloor} \mathbf{X}_i((1-\alpha)e_i^b(\tilde{\boldsymbol{\tau}}) - \alpha e_i^b) - \frac{\lfloor nt \rfloor}{n} \sum_{i=1}^n \mathbf{X}_i((1-\alpha)e_i^b(\tilde{\boldsymbol{\tau}}) - \alpha e_i^b) \right), \quad (2.23)$$

where $v^2(\alpha, \tilde{\boldsymbol{\tau}})$ is the corresponding variance for the bootstrap samples with

$$v^2(\alpha, \tilde{\boldsymbol{\tau}}) := (1-\alpha)^2 \text{Var}[e_i^b(\tilde{\boldsymbol{\tau}})] + \alpha^2 - 2\alpha(1-\alpha) \text{Cov}(e_i^b(\tilde{\boldsymbol{\tau}}), e_i^b). \quad (2.24)$$

Note that for bootstrap, the calculation or estimation of $v^2(\alpha, \tilde{\boldsymbol{\tau}})$ is not a difficult task since we use $N(0, 1)$ as the error term. For example, when $\tilde{\boldsymbol{\tau}} = 0.5$, it has an explicit form of

$$v^2(\alpha, \tilde{\boldsymbol{\tau}}) = (1-\alpha)^2 \sum_{k_1=1}^K \sum_{k_2=1}^K \gamma_{k_1 k_2} + \alpha^2 - \alpha(1-\alpha) \sqrt{\frac{2}{\pi}}.$$

Hence, for simplicity, we directly use the oracle variance $v^2(\alpha, \tilde{\boldsymbol{\tau}})$ in (2.23). Using $\mathbf{C}_\alpha^b(t; \tilde{\boldsymbol{\tau}})$ and for a user specified s_0 , we define the b -th bootstrap version of the individual-based testing statistic T_α as

$$T_\alpha^b = \max_{q_0 \leq t \leq 1-q_0} \left\| \mathbf{C}_\alpha^b(t; \tilde{\boldsymbol{\tau}}) \right\|_{(s_0, 2)}, \quad \text{with } \alpha \in [0, 1]. \quad (2.25)$$

Let $\gamma \in (0, 0.5)$ be the significance level. For each individual-based testing statistic T_α , let $F_\alpha = \mathbb{P}(T_\alpha \leq t)$ be its theoretical CDF and $P_\alpha = 1 - F_\alpha(T_\alpha)$ be its theoretical p -value. Using the bootstrap samples $\{T_\alpha^1, \dots, T_\alpha^B\}$, we estimate P_α by

$$\hat{P}_\alpha = \frac{\sum_{b=1}^B \mathbf{1}\{T_\alpha^b > T_\alpha\}}{B+1}, \quad \text{with } \alpha \in [0, 1]. \quad (2.26)$$

Given the significance level γ , we can construct the individual test as

$$\Psi_{\gamma, \alpha} = \mathbf{1}\{\hat{P}_\alpha \leq \gamma\}, \quad \text{with } \alpha \in [0, 1]. \quad (2.27)$$

For each T_α , we reject \mathbf{H}_0 if and only if $\Psi_{\gamma, \alpha} = 1$. Note that the above bootstrap procedure is easy to implement since it does not require any model fitting such as obtaining the LASSO estimators which is required by the data-based testing statistic T_α .

2.4 Constructing the tail-adaptive testing procedure

In Sections 2.1 – 2.3, we propose a family of individual-based testing statistics $\{T_\alpha, \alpha \in [0, 1]\}$ and introduce a bootstrap-based procedure for approximating their theoretical p -values. As discussed in Sections 2.1 and seen from Figure 1, T_α with different α 's can have various power performance for a given underlying error distribution. For example, T_α with a larger α (e.g. $\alpha = 1$) is more sensitive to change points with light-tailed error distributions by using more moment information. In contrast, T_α with a smaller α (e.g. $\alpha = 0, 0.1$) is more powerful for data with heavy tails such as Student's t_v or even Cauchy distribution. In general, as shown in Figure 1, a properly chosen α can give the most satisfactory power performance for data with a particular magnitude of tails. In practice, however, the tail structures of data are typically unknown. Hence, it is desirable to construct a tail-adaptive method which is simultaneously powerful under various tail structures of data. One candidate method is to find α^* which maximizes the theoretical $SNR(\alpha, \tilde{\tau})$, i.e. $\alpha^* = \arg \max_{\alpha} SNR(\alpha, \tilde{\tau})$, and constructs a corresponding individual testing statistic T_{α^*} . Note that in theory, calculating $SNR(\alpha, \tilde{\tau})$ needs to know $\sigma(\alpha, \tilde{\tau})$ and $\{f_\epsilon(b_k^{(0)}), k = 1, \dots, K\}$, which could be difficult to estimate especially under the high-dimensional change point model. Instead, we construct our tail-adaptive method by combining all candidate individual tests for yielding a powerful one. In particular, as a small p -value leads to rejection of \mathbf{H}_0 , for the individual tests T_α with $\alpha \in [0, 1]$, we construct the tail-adaptive testing statistic as their minimum p -value, which is defined as follows:

$$T_{\text{ad}} = \min_{\alpha \in \mathcal{A}} \widehat{P}_\alpha, \quad (2.28)$$

where \widehat{P}_α is defined in (2.26), and \mathcal{A} is a candidate subset of α .

Remark 2.1. It's worth noting that for the construction of T_{ad} , the issue of selecting K in the composite quantile regression is typically left to the user. Based on our extensive numerical studies, choosing $K = 1$ and $\tau = 0.5$ has satisfactory performance across data with various tail structures.

In this paper, we require $|\mathcal{A}|$ to be finite, which is a theoretical requirement. Note that our tail-adaptive method is flexible and user-friendly. In practice, if the users have some prior knowledge about the tails of errors, we can choose \mathcal{A} accordingly. For example, we can choose $\mathcal{A} = \{0.9, 1\}$ for light-tailed errors, and $\mathcal{A} = \{0\}$ for extreme heavy tails such as Cauchy distributions. However, if the tail structure is unknown, we can choose \mathcal{A} consisting both small and

large values of $\alpha \in [0, 1]$. For example, according to our theoretical analysis of $SNR(\alpha, \tilde{\boldsymbol{\tau}})$, we find that $SNR(\alpha, \tilde{\boldsymbol{\tau}})$ tends to be maximized near the boundary of $[0, 1]$. Hence, we recommend to use $\mathcal{A} = \{0, 0.1, 0.5, 0.9, 1\}$ in real applications, which is shown by our numerical studies to enjoy stable size performance as well as high powers across various error distributions. Let $F_{\text{ad}}(x)$ be its theoretical distribution function. Note that $F_{\text{ad}}(x)$ is unknown. Hence, we can not use T_{ad} directly for Problem (1.2). To approximate its theoretical p -value, we adopt the low-cost bootstrap method proposed by Zhou et al. (2018), which is also used in Liu et al. (2020). Let \hat{P}_{ad} be an estimation for the theoretical p -value of T_{ad} using the low-cost bootstrap. Given the significance level $\gamma \in (0, 0.5)$, define the final tail-adaptive test:

$$\Psi_{\gamma, \text{ad}} = \mathbf{1}\{\hat{P}_{\text{ad}} \leq \gamma\}. \quad (2.29)$$

For the tail-adaptive testing procedure, given γ , we reject \mathbf{H}_0 if $\Psi_{\gamma, \text{ad}} = 1$.

3 Theoretical results

In this section, we give some theoretical results. In Section 3.1, we provide some basic model assumptions. In Sections 3.2 and 3.3, we discuss the theoretical properties of the individual and tail-adaptive methods.

3.1 Basic assumptions

We introduce some basic assumptions for deriving our main theorems. Before that, we introduce some notations. Let $e_i(\tilde{\boldsymbol{\tau}}) := K^{-1} \sum_{k=1}^K (\mathbf{1}\{\epsilon_i \leq b_k^{(0)}\} - \tau_k) := K^{-1} \sum_{k=1}^K e_i(\tau_k)$. We set $\mathcal{V}_{s_0} := \{\boldsymbol{v} \in \mathbb{S}^p : \|\boldsymbol{v}\|_0 \leq s_0\}$, where $\mathbb{S}^p := \{\boldsymbol{v} \in \mathbb{R}^p : \|\boldsymbol{v}\| = 1\}$. For each $\alpha \in [0, 1]$, we introduce $\tilde{\boldsymbol{\beta}}^* = ((\boldsymbol{\beta}^*)^\top, (\boldsymbol{b}^*)^\top)^\top \in \mathbb{R}^{p+K}$ with $\boldsymbol{\beta}^* \in \mathbb{R}^p$, $\boldsymbol{b}^* = (b_1^*, \dots, b_K^*)^\top \in \mathbb{R}^K$, where

$$\tilde{\boldsymbol{\beta}}^* := \arg \min_{\boldsymbol{\beta} \in \mathbb{R}^p, \boldsymbol{b} \in \mathbb{R}^K} \mathbb{E} \left[(1 - \alpha) \frac{1}{n} \sum_{i=1}^n \frac{1}{K} \sum_{k=1}^K \rho_{\tau_k}(Y_i - b_i - \mathbf{X}_i^\top \boldsymbol{\beta}) + \frac{\alpha}{2n} \sum_{i=1}^n (Y_i - \mathbf{X}_i^\top \boldsymbol{\beta})^2 \right]. \quad (3.1)$$

Note that by definition, we can regard $\tilde{\boldsymbol{\beta}}^*$ as the true parameters under the population level with pooled samples. We can prove that under \mathbf{H}_0 , $\tilde{\boldsymbol{\beta}}^* = ((\boldsymbol{\beta}^{(0)})^\top, (\boldsymbol{b}^{(0)})^\top)^\top$ with $\boldsymbol{b}^{(0)} = (b_1^{(0)}, \dots, b_K^{(0)})^\top$. Under \mathbf{H}_1 , $\tilde{\boldsymbol{\beta}}^*$ is generally a weighted combination of the parameters before the change point and those after the change point. For example, when $\alpha = 1$, it has the explicit form of $\tilde{\boldsymbol{\beta}}^* = ((t_1 \boldsymbol{\beta}^{(1)} + t_2 \boldsymbol{\beta}^{(2)})^\top, (\boldsymbol{b}^{(0)})^\top)^\top$. More discussions about $\tilde{\boldsymbol{\beta}}^*$ under our weighted

composite loss function are provided in the appendix. With the above notations, we are ready to introduce our assumptions as follows:

Assumption A (Design matrix): The design matrix \mathbf{X} has i.i.d rows $\{\mathbf{X}_i\}_{i=1}^n$. (A.1) Assume that there are positive constants κ_1 and κ_2 such that $\lambda_{\min}(\boldsymbol{\Sigma}) \geq \kappa_1 > 0$ and $\lambda_{\max}(\boldsymbol{\Sigma}) \leq \kappa_2 < \infty$ hold. (A.2) There exists some constant $M \geq 1$ such that $\max_{1 \leq i \leq n} \max_{1 \leq j \leq p} |X_{ij}| \leq M$ almost surely for every n and p .

Assumption B (Error distribution): The error terms $\{\epsilon_i\}_{i=1}^n$ are i.i.d. with mean zero and finite variance σ_ϵ^2 . There exist positive constants c_ϵ and C_ϵ such that $c_\epsilon^2 \leq \text{Var}(\epsilon_i) \leq C_\epsilon^2$ hold. In addition, ϵ_i is independent with \mathbf{X}_i for $i = 1, \dots, n$.

Assumption C (Moment constraints): (C.1) There exists some constant $b > 0$ such that $\mathbb{E}(\mathbf{v}^\top \mathbf{X}_i \epsilon_i)^2 \geq b$ and $\mathbb{E}(\mathbf{v}^\top \mathbf{X}_i e_i(\tilde{\boldsymbol{\tau}}))^2 \geq b$, for $\mathbf{v} \in \mathcal{V}_{s_0}$ and all $i = 1, \dots, n$. Moreover, assume that $\inf_{i,j} \mathbb{E}[X_{ij}^2] \geq b$ holds. (C.2) There exists a constant $K > 0$ such that $\mathbb{E}|\epsilon_i|^{2+\ell} \leq K^\ell$, for $\ell = 1, 2$.

Assumption D (Underlying distribution): The distribution function ϵ has a continuously differentiable density function $f_\epsilon(t)$ whose derivative is denoted by $f'_\epsilon(t)$. Furthermore, suppose there exist some constants C_+ , C_- and C'_+ such that

$$\begin{aligned} \text{(D.1)} \quad & \sup_{t \in \mathbb{R}} f_\epsilon(t) \leq C_+; \text{(D.2)} \quad \inf_{j=1,2} \inf_{1 \leq k \leq K} f_\epsilon(\mathbf{x}^\top (\boldsymbol{\beta}^* - \boldsymbol{\beta}^{(j)}) + b_k^*) \geq C_-; \\ \text{(D.3)} \quad & \sup_{t \in \mathbb{R}} |f'_\epsilon(t)| \leq C'_+. \end{aligned}$$

Assumption E (Parameter space):

(E.1) We require $s_0^3 \log(pn) = O(n^{\xi_1})$ for some $0 < \xi_1 < 1/7$ and $s_0^4 \log(pn) = O(n^{\xi_2})$ for some $0 < \xi_2 < \frac{1}{6}$.

(E.2) Assume that $\frac{s_0^2 s^3 \log^3(pn)}{n} \rightarrow 0$ as $(n, p) \rightarrow \infty$, where s is the overall sparsity of $\boldsymbol{\beta}^{(1)}$ and $\boldsymbol{\beta}^{(2)}$.

(E.3) We require $\max(\|\boldsymbol{\beta}^{(1)}\|_\infty, \|\boldsymbol{\beta}^{(2)}\|_\infty) < C_\beta$ for some $C_\beta > 0$. Moreover, we require $\|\boldsymbol{\beta}^{(2)} - \boldsymbol{\beta}^{(1)}\|_1 \leq C_\Delta$ for some constant $C_\Delta > 0$.

(E.4) For the tuning parameters λ_α in (2.8), we require $\lambda_\alpha = C_\lambda \sqrt{\log(pn)/n}$ for some $C_\lambda > 0$.

Assumption A gives some conditions for the design matrix, requiring \mathbf{X} has a non-degenerate covariance matrix $\boldsymbol{\Sigma}$ in terms of its eigenvalues. This is important for deriving the high-dimensional LASSO property with $\alpha \in [0, 1]$ under both \mathbf{H}_0 and \mathbf{H}_1 . Assumption B mainly requires the underlying error term ϵ_i has non-degenerate variance. Assumption C imposes some restrictions on the moments of the error terms as well as the design matrix. In par-

ticular, Assumption C.1 requires that $\mathbf{v}^\top \mathbf{X}\epsilon$, $\mathbf{v}^\top \mathbf{X}e(\tilde{\boldsymbol{\tau}})$, as well as X_{ij} have non-degenerate variances. Moreover, Assumption C.2 requires that the errors have at most fourth moments, which is much weaker than the commonly used Gaussian or sub-Gaussian assumptions. Both Assumptions C.1 and C.2 are basic moment conditions for bootstrap approximations for the individual-based tests. See Lemma C.6 in the proof. Assumptions D.1 - D.3 are some regular conditions for the underlying distribution of the errors, requiring ϵ has a bounded density function as well as bounded derivatives. Assumption D.2 also requires the density function at $\mathbf{x}^\top(\boldsymbol{\beta}^* - \boldsymbol{\beta}^{(j)}) + b_k^*$ to be strictly bounded away from zero. Lastly, Assumption E imposes some conditions for the parameter spaces in terms of $(s_0, n, p, s, \boldsymbol{\beta}^{(1)}, \boldsymbol{\beta}^{(2)})$. Specifically, Assumption E.1 scales the relationship between s_0 , n , and p , which allows s_0 can grow with the sample size n . This condition is mainly used to establish the high-dimensional Gaussian approximation for our individual tests. Assumption E.2 also gives some restrictions on (s_0, s, n, p) . Note that both Assumptions E.1 and E.2 allow the data dimension p to be much larger than the sample size n as long as the required conditions hold. Assumption E.3 requires that the regression coefficients as well as signal jump in terms of its ℓ_1 -norm are bounded. Assumption E.4 imposes the regularization parameter $\lambda_\alpha = O(\sqrt{\log(pn)/n})$, which is important for deriving the desired error bound for the LASSO estimators under both \mathbf{H}_0 and \mathbf{H}_1 using our weighted composite loss function. See Lemmas C.9 - C.11 in the proof.

Remark 3.1. Assumption C.2 with the finite fourth moment is mainly for the individual test with $\alpha = 1$, while Assumption D is for that with $\alpha = 0$. Note that Assumption D only imposes some conditions on the density functions of the errors instead of the moments, which can be satisfied for the errors with heavy tails. Hence, in both cases, our proposed individual-based change point method extends the high-dimensional linear models with sub-Gaussian distributed errors to those with only finite moments or without any moments, covering a wide range of errors with different tails.

3.2 Theoretical results of the individual-based testing statistics

3.2.1 Validity of controlling the testing size

Before giving the size results, we first consider the variance estimation. Recall $\sigma^2(\alpha, \tilde{\boldsymbol{\tau}})$ in (2.14) and $\hat{\sigma}^2(\alpha, \tilde{\boldsymbol{\tau}})$ in (2.20). Theorem 3.2 shows that the pooled weighted variance estimator $\hat{\sigma}^2(\alpha, \tilde{\boldsymbol{\tau}})$ is consistent under \mathbf{H}_0 , which is crucial for deriving the Gaussian approximation results as shown in Theorem 3.3 and shows that our testing method has satisfactory size performance.

Theorem 3.2. For $\alpha = 1$, suppose Assumptions A, B, C, E hold. For $\alpha = 0$, suppose Assumptions A, C.1, D, E hold. For $\alpha \in (0, 1)$, suppose Assumptions A - E hold. Let $r_\alpha(n) = \sqrt{s \log(pn)/n}$ if $\alpha = 1$ and $r_\alpha(n) = s \sqrt{\frac{\log(pn)}{n}} \vee s^{\frac{1}{2}} \left(\frac{\log(pn)}{n}\right)^{\frac{3}{8}}$ if $\alpha \in [0, 1)$. Under \mathbf{H}_0 , for $\alpha \in [0, 1]$, we have

$$|\widehat{\sigma}^2(\alpha, \tilde{\boldsymbol{\tau}}) - \sigma^2(\alpha, \tilde{\boldsymbol{\tau}})| = O_p(r_\alpha(n)).$$

Based on Theorem 3.2 as well as some other regularity conditions, the following Theorem 3.3 justifies the validity of our bootstrap-based procedure.

Theorem 3.3. Suppose the assumptions in Theorem 3.2 hold. Then, under \mathbf{H}_0 , for the individual test with $\alpha \in [0, 1]$, we have

$$\sup_{z \in (0, \infty)} |\mathbb{P}(T_\alpha \leq z) - \mathbb{P}(T_\alpha^b \leq z | \mathcal{X}, \mathcal{Y})| = o_p(1), \text{ as } n, p \rightarrow \infty. \quad (3.2)$$

Theorem 3.3 demonstrates that we can uniformly approximate the distribution of T_α by that of T_α^b . The following Corollary further shows that our proposed new test $\Psi_{\gamma, \alpha}$ can control the Type I error asymptotically for any given significant level $\gamma \in (0, 1)$.

Corollary 3.1. Suppose assumptions in Theorem 3.3 hold. Under \mathbf{H}_0 , we have

$$\mathbb{P}(\Psi_{\gamma, \alpha} = 1) \rightarrow \gamma, \text{ as } n, p, B \rightarrow \infty.$$

3.2.2 Change point estimation

We next consider the performance of the individual test under \mathbf{H}_1 . We first give some theoretical results on the change point estimation. To that end, some additional assumptions are needed. Recall $\Pi = \{j : \beta_j^{(1)} \neq \beta_j^{(2)}\}$ as the set with change points. For $j \in \{1, \dots, p\}$, define the signal jump $\boldsymbol{\Delta} = (\Delta_1, \dots, \Delta_p)^\top$ with $\Delta_j := \beta_j^{(1)} - \beta_j^{(2)}$. Let $\Delta_{\min} = \min_{j \in \Pi} |\Delta_j|$ and $\Delta_{\max} = \max_{j \in \Pi} |\Delta_j|$. We now introduce the following Assumption F.

Assumption F. There exist constants $\underline{c} > 0$ and $\overline{C} > 0$ such that

$$0 < \underline{c} \leq \liminf_{p \rightarrow \infty} \frac{\Delta_{\min}}{\Delta_{\max}} \leq \limsup_{p \rightarrow \infty} \frac{\Delta_{\max}}{\Delta_{\min}} \leq \overline{C} < \infty. \quad (3.3)$$

Note that Assumption F is only a technical condition requiring that Δ_{\min} and Δ_{\max} are of the same order. Theorem 3.4 provides a non-asymptotic estimation error bound of the argmax-based individual estimators.

Theorem 3.4. Suppose $\|\Delta\|_{(s_0,2)} \gg \sqrt{\log(pn)/n}$ and Assumption F hold. For $\alpha = 1$, suppose Assumptions A, B, C, E.2 - E.4 as well as $n^{1/4} = o(s)$ hold; For $\alpha = 0$, suppose Assumptions A, C.1, D, E.2 - E.4 as well as $\lim_{n,p \rightarrow \infty} s_0^{1/2} s^2 \sqrt{\log(p)/n} \|\Delta\|_{(s_0,2)} = 0$ hold; For $\alpha \in (0,1)$, suppose Assumptions A, B, C, D, E.2 - E.4 as well as $n^{1/4} = o(s)$ and $\lim_{n,p \rightarrow \infty} s_0^{1/2} s^2 \sqrt{\log(pn)/n} \|\Delta\|_{(s_0,2)} = 0$ hold. Then, under \mathbf{H}_1 , for each $\alpha \in [0,1]$, with probability tending to one, we have

$$|\hat{t}_\alpha - t_1| \leq C^*(s_0, \tilde{\tau}, \alpha) \frac{\log(pn)}{nSNR^2(\alpha, \tilde{\tau}) \|\Sigma \Delta\|_{(s_0,2)}^2}, \quad (3.4)$$

where $C^*(s_0, \tilde{\tau}, \alpha) > 0$ is some constant only depending on $s_0, \tilde{\tau}$ and α .

Remark 3.5. Theorem 3.4 shows that our individual estimators are consistent under the condition $\|\Delta\|_{(s_0,2)} \gg \sqrt{\log(pn)/n}$. Moreover, according to [Rinaldo et al. \(2021\)](#), for high-dimensional linear models, under Assumption F, if $\|\Delta\|_\infty \gg 1/\sqrt{n}$, any change point estimator \hat{t} has an estimation lower bound $|\hat{t} - t_1| \geq c_* \frac{1}{n \|\Delta\|_\infty^2}$, for some constant $c_* > 0$. Hence, considering (3.3) and (3.4), with a fixed s_0 , Theorem 3.4 demonstrates that our individual-based estimators are rate optimal up to a $\log(pn)$ factor.

3.2.3 Power performance

We discuss the power properties of the individual tests. Note that for the change point problem, variance estimation under the alternative is a difficult but important task. As pointed out in [Shao and Zhang \(2010\)](#), due to the unknown change point, any improper estimation may lead to nonmonotonic power performance. This distinguishes the change point problem substantially from one-sample or two-sample tests where homogenous data are used to construct consistent variance estimation. Hence, for yielding a powerful change point test, we need to guarantee a consistent variance estimation. Theorem 3.6 shows that the pooled weighted variance estimation is consistent under \mathbf{H}_1 . This guarantees that our proposed testing method has reasonable power performance.

Theorem 3.6. Suppose the assumptions in Theorem 3.4 hold. Let $r_\alpha(n) = \sqrt{s \log(pn)/n}$ if $\alpha = 1$ and $r_\alpha(n) = s \sqrt{\frac{\log(pn)}{n}} \vee s^{\frac{1}{2}} \left(\frac{\log(pn)}{n}\right)^{\frac{3}{8}}$ if $\alpha \in [0,1)$. Under \mathbf{H}_1 , for each $\alpha \in [0,1]$, we have

$$|\hat{\sigma}^2(\alpha, \tilde{\tau}) - \sigma^2(\alpha, \tilde{\tau})| = O_p(r_\alpha(n)).$$

Using the consistent variance estimation, we are able to discuss the power properties of the

individual tests. Define the oracle signal to noise ratio vector $\mathbf{D} = (D_1, \dots, D_p)^\top$ with

$$D_j := \begin{cases} 0, & \text{for } j \in \Pi^c \\ SNR(\alpha, \tilde{\tau}) \times \left| t_1(1 - t_1)(\boldsymbol{\Sigma}(\boldsymbol{\beta}^{(1)} - \boldsymbol{\beta}^{(2)}))_j \right|, & \text{for } j \in \Pi, \end{cases} \quad (3.5)$$

where $SNR(\alpha, \tilde{\tau})$ is defined in (2.11). Theorem 3.7 stated below shows that we can reject the null hypothesis with probability tending to 1.

Theorem 3.7. Let $\epsilon_n := O(s_0^{1/2} s \sqrt{\log(pn)/n}) \vee O(s_0^{1/2} s^2 \sqrt{\log(pn)/n} \|\boldsymbol{\Delta}\|_{(s_0, 2)})$. For each $\alpha \in [0, 1]$, assume the following conditions hold: When $\alpha = 1$, suppose that Assumptions A, B, C, E.2 - E.4 hold; When $\alpha = 0$, suppose that Assumptions A, C.1, D, E.2 - E.4 as well as

$$\lim_{n, p \rightarrow \infty} s_0^{1/2} s^2 \sqrt{\log(p)/n} \|\boldsymbol{\Delta}\|_{(s_0, 2)} = 0 \quad (3.6)$$

hold; When $\alpha \in (0, 1)$, suppose that Assumptions A - D, E.2 - E.4 as well as (3.6) hold. Under \mathbf{H}_1 , if \mathbf{D} in (3.5) satisfies

$$\sqrt{n} \times \|\mathbf{D}\|_{(s_0, 2)} \geq \frac{C(\tilde{\tau}, \alpha)}{1 - \epsilon_n} s_0^{1/2} (\sqrt{\log(pn)} + \sqrt{\log(1/\gamma)}), \quad (3.7)$$

then we have

$$\mathbb{P}(\Phi_{\gamma, \alpha} = 1) \rightarrow 1, \text{ as } n, p, B \rightarrow \infty,$$

where $C(\tilde{\tau}, \alpha)$ is some positive constant only depending on $\tilde{\tau}$ and α .

Theorem 3.7 demonstrates that with probability tending to one, our proposed individual test with $\alpha \in [0, 1]$ can detect the existence of a change point for high-dimensional linear models as long as the corresponding signal to noise ratio satisfies (3.7). Combining (3.5) and (3.7), for each individual test, we note that with a larger signal jump and a closer change point location t_1 to the middle of data observations, it is more likely to trigger a rejection of the null hypothesis. More importantly, considering $\epsilon_n = o(1)$, Theorem 3.7 illustrates that for consistently detecting a change point, we require the signal to noise ratio vector to be at least an order of $\|\mathbf{D}\|_{(s_0, 2)} \asymp s_0^{1/2} \sqrt{\log(pn)/n}$, which is particularly interesting to further discuss under several special cases. For example, if we choose $s_0 = 1$ and $\alpha = 1$, our proposed individual test reduces to the least squared loss based testing statistic with the ℓ_∞ -norm aggregation. In this case, we require $\|\mathbf{D}\|_\infty \asymp \sqrt{\log(pn)/n}$ for detecting a change point. If we choose $\alpha = 0$ with the composite quantile loss, the test is still consistent as long as $\|\mathbf{D}\|_\infty \asymp \sqrt{\log(pn)/n}$. Note that

the latter one is of special interest for the robust change point detection. Hence, our theorem provides the unified condition for detecting a change point under a general framework, which may be of independent interest. Moreover, Theorem 3.7 reveals that for detecting a change point, our individual-based method with $\alpha \in [0, 1]$ can account for the tails of the data. For Model (2.1) with a fixed signal jump Δ and a change point location t_1 , considering (3.5) and (3.7), the individual test T_α is more powerful with a larger $SNR(\alpha, \tilde{\tau})$.

3.3 Theoretical results of the tail-adaptive testing statistics

In this section, we discuss the size and power properties of the tail-adaptive test $\Psi_{\gamma, \text{ad}}$ defined in (2.29). To present the theorems, we need additional notations. Let $F_{T_\alpha}(x) := \mathbb{P}(T_\alpha \leq x)$ be the CDF of T_α . Then \hat{P}_α in (2.26) approximates the following individual tests' theoretical P -values defined as $P_\alpha := 1 - F_{T_\alpha}(T_\alpha)$. Hence, based on the above theoretical P -values, we can define the oracle tail-adaptive testing statistic $\tilde{T}_{\text{ad}} = \min_{\alpha \in \mathcal{A}} P_\alpha$. Let $\tilde{F}_{T, \text{ad}}(x) := \mathbb{P}(\tilde{T}_{\text{ad}} \leq x)$ be the CDF of \tilde{T}_{ad} . Then we can also define the theoretical tail-adaptive test's P -value as $\tilde{P}_{\text{ad}} := \tilde{F}_{T, \text{ad}}(\tilde{T}_{\text{ad}})$. Recall \hat{P}_{ad} be the low cost bootstrap P -value for \tilde{P}_{ad} . In what follows, we show that \hat{P}_{ad} converges to \tilde{P}_{ad} in probability as $n, p, B \rightarrow \infty$.

We introduce Assumption **E.1'** to describe the scaling relationships among n , p , and s_0 . Let $\mathbf{G}_i = (G_{i1}, \dots, G_{ip})^\top$ with $\mathbf{G}_i \sim N(\mathbf{0}, \Sigma)$ being i.i.d. Gaussian random vectors, where $\Sigma := \text{Cov}(\mathbf{X}_1)$. Define

$$\mathbf{C}^{\mathbf{G}}(t) = \frac{1}{\sqrt{n}} \left(\sum_{i=1}^{\lfloor nt \rfloor} \mathbf{G}_i - \frac{\lfloor nt \rfloor}{n} \sum_{i=1}^n \mathbf{G}_i \right) \quad \text{and} \quad T^{\mathbf{G}} = \max_{q_0 \leq t \leq 1 - q_0} \|\mathbf{C}^{\mathbf{G}}(t)\|_{(s_0, 2)}.$$

As shown in the proof of Theorem 3.3, we use $T^{\mathbf{G}} = \max_{q_0 \leq t \leq 1 - q_0} \|\mathbf{C}^{\mathbf{G}}(t)\|_{(s_0, 2)}$ to approximate T_α . For $T^{\mathbf{G}}$, let $f_{T^{\mathbf{G}}}(x)$ and $c_{T^{\mathbf{G}}}(\gamma)$ be the probability density function (pdf), and the γ -quantile of $T^{\mathbf{G}}$, respectively. We then define $h(\epsilon)$ as $h(\epsilon) = \max_{x \in I(\epsilon)} f_{T^{\mathbf{G}}}^{-1}(x)$, where $I(\epsilon) := [c_{T^{\mathbf{G}}}(\epsilon), c_{T^{\mathbf{G}}}(1 - \epsilon)]$.

With the above definitions, we now introduce Assumption **E.1'**:

(E.1)' For any $0 < \epsilon < 1$, we require $h^{0.6}(\epsilon) s_0^3 \log(pn) = o(n^{1/10})$.

Note that Assumption **E.1'** is more stringent than Assumption **E.1**. The intuition of Assumption **E.1'** is that, we construct our tail-adaptive testing statistic by taking the minimum P -values of the individual tests. For analyzing the combinational tests, we need not only the uniform convergence of the distribution functions, but also the uniform convergence of their quantiles

on $[\epsilon, 1 - \epsilon]$ for any $0 < \epsilon < 1$.

The following Theorem 3.8 justifies the validity of the low-cost bootstrap procedure in Section 2.4.

Theorem 3.8. For T_{ad} , suppose Assumptions A - D, E.1', E.2 - E.4 hold. Under \mathbf{H}_0 , we have

$$\mathbb{P}(\Psi_{\gamma, \text{ad}} = 1) \rightarrow \gamma, \quad \text{and} \quad \widehat{P}_{\text{ad}} - \widetilde{P}_{\text{ad}} \xrightarrow{\mathbb{P}} 0, \quad \text{as } n, p, B \rightarrow \infty.$$

We now discuss the power. Theorem 3.9 shows that under some regularity conditions, our tail-adaptive test has its power converging to one.

Theorem 3.9. Let $\epsilon_n := O(s_0^{1/2} s \sqrt{\log(pn)/n}) \vee O(s_0^{1/2} s^2 \sqrt{\log(pn)/n} \|\Delta\|_{(s_0, 2)})$. Suppose Assumptions A - D, E.2 - E.4 as well as $\lim_{n, p \rightarrow \infty} s_0^{1/2} s^2 \sqrt{\log(p)/n} \|\Delta\|_{(s_0, 2)} = 0$ hold. If \mathbf{H}_1 holds with

$$\sqrt{n} \times \|\mathbf{D}\|_{(s_0, 2)} \geq \frac{C(\widetilde{\tau}, \alpha)}{1 - \epsilon_n} s_0^{1/2} (\sqrt{\log(pn)} + \sqrt{\log(|\mathcal{A}|/\gamma)}), \quad (3.8)$$

then for T_{ad} , we have

$$\mathbb{P}(\Psi_{\gamma, \text{ad}} = 1) \rightarrow 1 \quad \text{as } n, p, B \rightarrow \infty,$$

where $C(\widetilde{\tau}, \alpha)$ is some positive constant only depending on $\widetilde{\tau}$ and α .

Note that based on the theoretical results obtained in Section 3.2, Theorems 3.8 and 3.9 can be proved using some modifications of the proofs of Theorems 3.5 and 3.7 in Zhou et al. (2018). Hence, we omit the detailed proofs for brevity. Lastly, recall the tail-adaptive based change point estimator $\widehat{t}_{\text{ad}} = \widehat{t}_{\widehat{\alpha}}$ with $\widehat{\alpha} = \arg \min_{\alpha \in \mathcal{A}} \widehat{P}_{\alpha}$. According to Theorem 3.4, the tail-adaptive estimator is also consistent.

4 Numerical experiments

In this section, we investigate the numerical performance of our proposed method and compare with the existing techniques in terms of change point detection and identification. In Sections 4.1 - 4.3, we consider single change point testing and estimation. In Section 4.5, we investigate multiple change points detection.

4.1 Single change point testing

We consider the performance of single change point testing for the following model:

$$Y_i = \mathbf{X}_i^\top \boldsymbol{\beta}^{(1)} \mathbf{1}\{i \leq k_1\} + \mathbf{X}_i^\top \boldsymbol{\beta}^{(2)} \mathbf{1}\{i > k_1\} + \epsilon_i, \quad i = 1, \dots, n. \quad (4.1)$$

where $k_1 = \lfloor nt_1 \rfloor$. To show the broad applicability of our method, we generate data from various model settings. Specifically, for the design matrix \mathbf{X} , we generate \mathbf{X}_i (i.i.d) from $N(\mathbf{0}, \boldsymbol{\Sigma})$ under two different models:

- **Model 1:** We generate \mathbf{X}_i with banded $\boldsymbol{\Sigma}$. Specifically, we set $\boldsymbol{\Sigma} = \boldsymbol{\Sigma}'$, where $\boldsymbol{\Sigma}' = (\sigma'_{ij}) \in \mathbb{R}^{p \times p}$ with $\sigma'_{ij} = 0.8^{|i-j|}$ for $1 \leq i, j \leq p$.
- **Model 2:** We generate \mathbf{X}_i with blocked $\boldsymbol{\Sigma}$. Specifically, we set $\boldsymbol{\Sigma} = \boldsymbol{\Sigma}^*$, where $\boldsymbol{\Sigma}^* = (\sigma^*_{ij}) \in \mathbb{R}^{p \times p}$ with $\sigma^*_{ii} \stackrel{\text{i.i.d.}}{\sim} U(1, 2)$, $\sigma^*_{ij} = 0.6$ for $5(k-1)+1 \leq i \neq j \leq 5k$ ($k = 1, \dots, \lfloor p/5 \rfloor$), and $\sigma^*_{ij} = 0$ otherwise.

Moreover, to show the tail-adaptivity of our new testing method, we generate the error term ϵ_i from various types of distributions including both lighted-tailed and heavy-tailed distributions. In particular, we generate ϵ_i from the Gaussian distribution $N(0, 1)$ and the Student's t_v distribution with a degree of freedom $v \in \{1, 2, 3, 4\}$. Note that t_v with $v = 2$ and $v = 1$ corresponds to the error without second moments and first moments, respectively. For the regression coefficient $\boldsymbol{\beta}^{(1)}$, for each replication, we generate $\boldsymbol{\beta}^{(1)} = (1, 1, 1, 1, 1, 0, \dots, 0)^\top \in \mathbb{R}^p$. In other words, only the first five elements in $\boldsymbol{\beta}^{(1)}$ are non-zero with magnitudes of ones, which are called the active set. Under \mathbf{H}_0 , we set $\boldsymbol{\beta}^{(2)} = \boldsymbol{\beta}^{(1)} := \boldsymbol{\beta}^{(0)}$. Under \mathbf{H}_1 , we set $\boldsymbol{\beta}^{(2)} = \boldsymbol{\beta}^{(1)} + \boldsymbol{\delta}$, where $\boldsymbol{\delta} = (\delta_1, \dots, \delta_p)^\top \in \mathbb{R}^p$ is the signal jump with

$$\delta_s = \begin{cases} c\sqrt{\log(p)/n}, & \text{for } s \in \{1, 2, 3, 4, 5\}, \\ 0, & \text{for } s \in \{6, \dots, p\}. \end{cases}$$

In other words, we add a signal jump with a magnitude of $c\sqrt{\log(p)/n}$ on the first five elements of $\boldsymbol{\beta}^{(1)}$. To avoid the trivial power performance (too low or high powers), we set $c = 1$ and $c = 1.5$ for the normal and the Student's t distributions, respectively.

Throughout the simulations, we fix the sample size at $n = 200$ and the dimension at $p = 400$. The number of bootstrap replications is $B = 200$. Without additional specifications, all numerical results are based on 1000 replications. In addition, we consider the $L_1 - L_2$ composite loss by setting $\tilde{\tau} = 0.5$ and $K = 1$ in (2.4), which is of special interest in high-dimensional data

analysis. Note that our proposed method involves the optimization problem in (2.8). We use the coordinate descent algorithm for obtaining the corresponding LASSO estimators. As for the tuning parameters λ_α , for $\alpha = 1$, we use the cross-validation technique to select the "best" λ_1 ; for $\alpha = 0$, we adopt the method recommended in Belloni and Chernozhukov (2011) (see Section 2.3 therein) to set λ_0 ; for $\alpha \in (0, 1)$, we use an idea of weighted combination and let $\lambda_\alpha = (1 - \alpha)\lambda_0 + \alpha\lambda_1$.

4.2 Empirical sizes

Table 1: Empirical sizes of the individual and tail-adaptive tests for **Models 1-2** with banded and blocked covariance matrices for $s_0 \in \{1, 3, 5, 7\}$. The results are based on 1000 replications with $B = 200$ for each replication.

Empirical sizes for Model 1 with $p = 400$							
Dist	s_0	$\alpha = 0$	$\alpha = 0.1$	$\alpha = 0.5$	$\alpha = 0.9$	$\alpha = 1$	Adaptive
$N(0, 1)$	$s_0 = 1$	0.062	0.041	0.036	0.033	0.038	0.040
	$s_0 = 3$	0.052	0.056	0.041	0.032	0.034	0.045
	$s_0 = 5$	0.051	0.053	0.040	0.032	0.027	0.040
	$s_0 = 7$	0.050	0.048	0.041	0.035	0.027	0.046
t_4	$s_0 = 1$	0.049	0.056	0.052	0.048	0.040	0.062
	$s_0 = 3$	0.058	0.057	0.052	0.050	0.040	0.051
	$s_0 = 5$	0.049	0.035	0.041	0.038	0.035	0.041
	$s_0 = 7$	0.064	0.043	0.045	0.050	0.048	0.048
t_3	$s_0 = 1$	0.058	0.052	0.046	0.038	0.048	0.064
	$s_0 = 3$	0.053	0.053	0.045	0.050	0.052	0.058
	$s_0 = 5$	0.062	0.060	0.055	0.053	0.063	0.074
	$s_0 = 7$	0.051	0.051	0.053	0.053	0.055	0.066
Empirical sizes Model 2 with $p = 400$							
Dist	s_0	$\alpha = 0$	$\alpha = 0.1$	$\alpha = 0.5$	$\alpha = 0.9$	$\alpha = 1$	Adaptive
$N(0, 1)$	$s_0 = 1$	0.052	0.049	0.043	0.030	0.028	0.042
	$s_0 = 3$	0.068	0.062	0.042	0.025	0.025	0.048
	$s_0 = 5$	0.068	0.058	0.028	0.018	0.017	0.043
	$s_0 = 7$	0.043	0.043	0.022	0.015	0.011	0.031
t_4	$s_0 = 1$	0.059	0.050	0.047	0.041	0.040	0.053
	$s_0 = 3$	0.048	0.046	0.044	0.041	0.036	0.044
	$s_0 = 5$	0.073	0.059	0.034	0.036	0.042	0.060
	$s_0 = 7$	0.064	0.051	0.030	0.038	0.038	0.055
t_3	$s_0 = 1$	0.059	0.063	0.044	0.036	0.041	0.058
	$s_0 = 3$	0.070	0.055	0.042	0.041	0.043	0.057
	$s_0 = 5$	0.052	0.055	0.047	0.042	0.042	0.049
	$s_0 = 7$	0.056	0.048	0.044	0.042	0.035	0.054

We consider the size performance with a significance level $\gamma = 5\%$. Tables 1 provides the size results for the individual tests T_α with $\alpha \in \mathcal{A} = \{0, 0.1, 0.5, 0.9, 1\}$ and the tail-adaptive test T_{ad} under **Models 1** and **2** with various error distributions. Note that the construction of our testing statistic involves a selection of $s_0 \in \{1, \dots, p\}$. To show the effect of different

Table 2: Empirical sizes of the individual and tail-adaptive tests for **Models 1-2** for the error term being Student’s t_2 and t_1 distributed. The results are based on 1000 replications with $B = 200$ for each replication.

Empirical sizes for Mode 1 with heavy tails								
p	Dist	s_0	$\alpha = 0$	$\alpha = 0.1$	$\alpha = 0.5$	$\alpha = 0.9$	$\alpha = 1$	Adaptive
400	t_2	$s_0 = 1$	0.041	0.057	0.079	0.087	0.085	0.077
	t_2	$s_0 = 3$	0.057	0.060	0.092	0.088	0.090	0.090
	t_2	$s_0 = 5$	0.068	0.074	0.110	0.107	0.129	0.128
	t_2	$s_0 = 7$	0.062	0.065	0.116	0.115	0.113	0.126
400	t_1	$s_0 = 1$	0.057	0.207	0.222	0.217	0.217	0.192
	t_1	$s_0 = 3$	0.043	0.228	0.244	0.240	0.232	0.208
	t_1	$s_0 = 5$	0.058	0.299	0.315	0.310	0.300	0.266
	t_1	$s_0 = 7$	0.057	0.276	0.306	0.308	0.300	0.267
Empirical sizes for Mode 2 with heavy tails								
p	Dist	s_0	$\alpha = 0$	$\alpha = 0.1$	$\alpha = 0.5$	$\alpha = 0.9$	$\alpha = 1$	Adaptive
400	t_2	$s_0 = 1$	0.066	0.082	0.095	0.096	0.094	0.106
	t_2	$s_0 = 3$	0.072	0.086	0.115	0.113	0.118	0.127
	t_2	$s_0 = 5$	0.058	0.074	0.138	0.151	0.152	0.147
	t_2	$s_0 = 7$	0.056	0.085	0.113	0.127	0.118	0.136
400	t_1	$s_0 = 1$	0.070	0.220	0.249	0.251	0.247	0.223
	t_1	$s_0 = 3$	0.046	0.402	0.440	0.432	0.430	0.406
	t_1	$s_0 = 5$	0.055	0.455	0.500	0.487	0.489	0.462
	t_1	$s_0 = 7$	0.057	0.479	0.526	0.511	0.501	0.488

s_0 , we consider various $s_0 \in \{1, 3, 5, 7\}$. Note that $s_0 = 1$ corresponds to the ℓ_∞ -norm based individual test and $s_0 = 5$ corresponds to the test that aggregates the active set of variables in $\beta^{(0)}$. As shown in Table 1, for a given s_0 , our individual test T_α and tail-adaptive test T_{ad} can have a size that is very close to the nominal level. This strongly suggests that our bootstrap-based procedure in Algorithms 1 and 2 can approximate the theoretical distributions very well. Interestingly, it can be seen that under a specific error distribution, the individual test T_α may have different size performance in the sense that the corresponding size can be slightly above or below the nominal level. In contrast, after the combination, the size of the tail-adaptive test T_{ad} is near the nominal level as compared to its individual test. This indicates that in practice, the tail-adaptive test is more reliable in terms of size control.

Table 2 provides additional size performance under Student’s t_2 and t_1 distributions. Note that these two distributions are known as seriously heavy-tailed. It is also well known that controlling the size for these two distributions is a challenging task, especially for high-dimensional change point analysis. As can be seen from Table 2, in these cases, the individual test T_α except $\alpha = 0$ suffers from serious size distortion. In particular, as α increases from 0.1 to 1, it is more difficult to control the size. Moreover, when the error is Cauchy distributed, the size

is completely out of control for $\alpha \in \{0.1, \dots, 1\}$. As a result, the corresponding tail-adaptive method becomes oversized. As an exception, we can see that the individual test T_α with $\alpha = 0$ enjoys satisfactory size performance for both t_2 and t_1 distributions. A reasonable explanation is that for $\alpha = 0$, our individual test reduces to the median regression based method which does not require any moment constraints on the error terms. Hence, our proposed individual test with $\alpha = 0$ contributes to the literature for handling the extremely heavy-tailed case. In practice, if the practitioners strongly believe the data are seriously heavy-tailed, we can just set $\mathcal{A} = \{0\}$.

4.3 Empirical powers

We next consider the power performance, where various error distributions, data dimensions as well as change point locations are investigated. The results are summarized in Tables 3 and 4. Note that according to our model setups, there are five coordinates in $\beta^{(1)}$ having a change point. It can be seen that for light-tailed error distributions such as $N(0, 1)$, the individual tests with $\alpha = 0.5, 0.9, 1$ have the best power performance and those with $\alpha = 0$ have the worst performance. This indicates that for a light-tailed error distribution, using median regression can lose power efficiency, and using the moment information with a larger weight α can increase the signal to noise ratio. Interestingly, in this empirical study, the individual test with $\alpha = 0.5$ generally has slightly higher powers than that with $\alpha = 1$, even though the latter one is expected to have the best power performance (see Figure 1). As for the tail-adaptive test, in the light-tailed case, it has very close powers to the best individual tests. We next turn to the heavy-tailed case, where the individual tests have power performance that is very different from the light-tailed case. Specifically, for t_3 distributions, the individual test with $\alpha = 0$ and $\alpha = 0.1$ have higher powers than the remaining ones. This indicates that for data with heavy tails, it is beneficial to use more rank information instead of using only moments. More specifically, we see that T_α with $\alpha = 0.1$ has the highest powers and that with $\alpha = 1$ has the lowest powers. This result is consistent with the theoretical SNR in Figure 1. In this case, using a non-trivial weight ($\alpha = 0.1$) can significantly enhance the power efficiency via increasing the SNR. As for the tail-adaptive method, it still has very close powers to the best individual test, i.e. $\alpha = 0.1$ when the data are heavy-tailed. In addition to $N(0, 1)$ and t_3 distributions, we can observe that for t_4 distributions, even though the individual tests may present various power performances, the tail-adaptive method consistently has powers close to that of the corresponding best individual test. The above results suggest that our proposed tail-adaptive method can sufficiently account

for the unknown tail-structures, and enjoy satisfactory power performance under various data generating mechanisms. Lastly, we remark that when the change point location gets closer to the boundary of data observation, e.g. from $t_1 = 0.5$ to $t_1 = 0.3$, it becomes more difficult to detect a change point, which is also consistent with our theoretical result.

Next, we consider the effect of different s_0 on the power performance. We find that for any given s_0 , the performance of the individual and the tail-adaptive tests are similar to our above findings. This suggests that the tail-adaptivity of our testing method is robust to the choice of s_0 . Moreover, for each case with a specific error distribution and data dimension, both the individual and tail-adaptive tests with $s_0 = 3, 5, 7$ have higher powers than those with $s_0 = 1$. More specifically, tests with $s_0 = 5$ generally have the best performance and those with $s_0 = 3$ and $s_0 = 7$ have close powers to $s_0 = 5$. This indicates that for high -dimensional sparse linear models, instead of using the ℓ_∞ -norm, it is more efficient to detect a change point via aggregating the CUSUM statistics using the first $s_0 > 1$ order statistics.

Table 3: Empirical powers of the individual and tail-adaptive tests for **Model 1** with banded covariance matrix under various distributions with $s_0 \in \{1, 3, 5, 7\}$ and $t_1 \in \{0.3, 0.5\}$. The dimension is $p = 400$. The results are based on 1000 replications with $B = 200$ for each replication.

Empirical powers for $N(0,1)$								
Dist	t_1	s_0	$\alpha = 0$	$\alpha = 0.1$	$\alpha = 0.5$	$\alpha = 0.9$	$\alpha = 1$	Adaptive
$N(0,1)$	0.5	$s_0 = 1$	0.482	0.612	0.768	0.732	0.722	0.733
		$s_0 = 3$	0.529	0.655	0.787	0.759	0.739	0.759
		$s_0 = 5$	0.546	0.641	0.783	0.759	0.749	0.760
		$s_0 = 7$	0.525	0.634	0.802	0.778	0.773	0.765
$N(0,1)$	0.3	$s_0 = 1$	0.295	0.398	0.546	0.506	0.489	0.495
		$s_0 = 3$	0.318	0.415	0.573	0.534	0.516	0.518
		$s_0 = 5$	0.286	0.418	0.568	0.543	0.514	0.505
		$s_0 = 7$	0.315	0.418	0.560	0.522	0.505	0.522
Empirical powers for Student's t_4								
Dist	t_1	s_0	$\alpha = 0$	$\alpha = 0.1$	$\alpha = 0.5$	$\alpha = 0.9$	$\alpha = 1$	Adaptive
t_4	0.5	$s_0 = 1$	0.792	0.880	0.835	0.769	0.756	0.873
		$s_0 = 3$	0.836	0.903	0.852	0.795	0.782	0.904
		$s_0 = 5$	0.847	0.914	0.884	0.813	0.787	0.915
		$s_0 = 7$	0.831	0.895	0.861	0.813	0.807	0.896
t_4	0.3	$s_0 = 1$	0.595	0.724	0.687	0.588	0.555	0.722
		$s_0 = 3$	0.644	0.762	0.737	0.627	0.591	0.765
		$s_0 = 5$	0.646	0.773	0.745	0.618	0.606	0.765
		$s_0 = 7$	0.603	0.765	0.712	0.582	0.564	0.743
Empirical powers for Student's t_3								
Dist	t_1	s_0	$\alpha = 0$	$\alpha = 0.1$	$\alpha = 0.5$	$\alpha = 0.9$	$\alpha = 1$	Adaptive
t_3	0.5	$s_0 = 1$	0.773	0.819	0.663	0.580	0.572	0.802
		$s_0 = 3$	0.777	0.826	0.693	0.612	0.583	0.827
		$s_0 = 5$	0.791	0.840	0.685	0.604	0.594	0.822
		$s_0 = 7$	0.789	0.847	0.713	0.623	0.602	0.829
t_3	0.3	$s_0 = 1$	0.554	0.629	0.475	0.380	0.362	0.599
		$s_0 = 3$	0.599	0.692	0.527	0.422	0.403	0.656
		$s_0 = 5$	0.587	0.697	0.525	0.404	0.390	0.640
		$s_0 = 7$	0.549	0.650	0.487	0.362	0.348	0.613

Table 4: Empirical powers of the individual and data-adaptive tests for **Model 2** with blocked covariance matrix under various distributions with $s_0 \in \{1, 3, 5, 7\}$ and $t_1 \in \{0.3, 0.5\}$. The dimension p is 400. The results are based on 1000 replications with $B = 200$ for each replication.

Empirical powers for N(0,1)								
Dist	t_1	s_0	$\alpha = 0$	$\alpha = 0.1$	$\alpha = 0.5$	$\alpha = 0.9$	$\alpha = 1$	Adaptive
$N(0, 1)$	0.5	$s_0 = 1$	0.328	0.441	0.651	0.626	0.626	0.594
		$s_0 = 3$	0.428	0.547	0.733	0.714	0.704	0.695
		$s_0 = 5$	0.462	0.585	0.761	0.712	0.702	0.714
		$s_0 = 7$	0.476	0.591	0.760	0.718	0.703	0.712
$N(0, 1)$	0.3	$s_0 = 1$	0.175	0.232	0.361	0.326	0.321	0.301
		$s_0 = 3$	0.245	0.334	0.486	0.453	0.437	0.458
		$s_0 = 5$	0.244	0.356	0.483	0.428	0.412	0.428
		$s_0 = 7$	0.246	0.338	0.470	0.409	0.389	0.419
Empirical powers for Student's t_4								
Dist	t_1	s_0	$\alpha = 0$	$\alpha = 0.1$	$\alpha = 0.5$	$\alpha = 0.9$	$\alpha = 1$	Adaptive
t_4	0.5	$s_0 = 1$	0.618	0.722	0.749	0.654	0.659	0.742
		$s_0 = 3$	0.791	0.862	0.849	0.784	0.763	0.873
		$s_0 = 5$	0.780	0.866	0.855	0.778	0.769	0.874
		$s_0 = 7$	0.802	0.879	0.868	0.806	0.782	0.889
t_4	0.3	$s_0 = 1$	0.398	0.518	0.547	0.427	0.404	0.511
		$s_0 = 3$	0.511	0.661	0.645	0.535	0.514	0.665
		$s_0 = 5$	0.522	0.663	0.631	0.505	0.483	0.651
		$s_0 = 7$	0.531	0.661	0.637	0.509	0.482	0.655
Empirical powers for Student's t_3								
Dist	t_1	s_0	$\alpha = 0$	$\alpha = 0.1$	$\alpha = 0.5$	$\alpha = 0.9$	$\alpha = 1$	Adaptive
t_3	0.5	$s_0 = 1$	0.571	0.640	0.571	0.460	0.455	0.621
		$s_0 = 3$	0.726	0.790	0.683	0.588	0.579	0.782
		$s_0 = 5$	0.761	0.794	0.674	0.583	0.576	0.808
		$s_0 = 7$	0.753	0.803	0.717	0.619	0.600	0.807
t_3	0.3	$s_0 = 1$	0.359	0.455	0.360	0.293	0.261	0.422
		$s_0 = 3$	0.470	0.574	0.485	0.370	0.349	0.560
		$s_0 = 5$	0.490	0.581	0.451	0.339	0.328	0.567
		$s_0 = 7$	0.498	0.601	0.440	0.330	0.308	0.581

4.4 The choices of \mathcal{A} and s_0

Table 5: Empirical powers of the tail-adaptive tests for **Model 1** with banded covariance matrix under various choices of s_0 and \mathcal{A} . The dimension is $p = 400$. The results are based on 1000 replications with $B = 200$ for each replication.

s_0	$N(0, 1)$							t_3						
	\mathcal{A}_1	\mathcal{A}_2	\mathcal{A}_3	\mathcal{A}_4	\mathcal{A}_5	\mathcal{A}_6	\mathcal{A}_7	\mathcal{A}_1	\mathcal{A}_2	\mathcal{A}_3	\mathcal{A}_4	\mathcal{A}_5	\mathcal{A}_6	\mathcal{A}_7
1	0.456	0.746	0.725	0.546	0.682	0.698	0.700	0.760	0.634	0.524	0.804	0.486	0.786	0.748
2	0.479	0.800	0.748	0.584	0.718	0.706	0.708	0.792	0.666	0.544	0.828	0.520	0.786	0.778
4	0.521	0.773	0.752	0.608	0.738	0.704	0.662	0.766	0.728	0.584	0.840	0.534	0.812	0.788
$\lfloor \log(p) \rfloor$	0.498	0.780	0.746	0.586	0.682	0.742	0.682	0.822	0.676	0.560	0.820	0.538	0.814	0.758
8	0.488	0.798	0.724	0.586	0.650	0.710	0.678	0.788	0.688	0.592	0.860	0.536	0.826	0.762
16	0.442	0.738	0.716	0.554	0.680	0.714	0.626	0.722	0.616	0.480	0.806	0.516	0.750	0.676
32	0.426	0.692	0.644	0.470	0.590	0.586	0.526	0.646	0.616	0.416	0.720	0.448	0.736	0.608
64	0.346	0.586	0.512	0.398	0.476	0.524	0.508	0.584	0.516	0.350	0.630	0.384	0.574	0.508
128	0.264	0.556	0.436	0.320	0.426	0.396	0.354	0.468	0.476	0.322	0.550	0.336	0.540	0.396

Note that our approach involves the selection of the candidate set \mathcal{A} and the parameter s_0 , both of which can be regarded as tuning parameters. Intuitively, \mathcal{A} determines the weight between the quantile loss and the least squared losses, whereas s_0 dictates how much information on changepoints among regression coefficient components should be integrated into the CUSUM statistic. Therefore, we conducted numerical simulations to investigate how different choices of \mathcal{A} and s_0 affect the efficacy of changepoint detection. We selected seven different subsets for \mathcal{A} including $\mathcal{A}_1 = \{0\}$, $\mathcal{A}_2 = \{0.5\}$, $\mathcal{A}_3 = \{1\}$, $\mathcal{A}_4 = \{0, 0.1\}$, $\mathcal{A}_5 = \{0.9, 1\}$, $\mathcal{A}_6 = \{0, 0.1, 0.5, 0.9, 1\}$ and $\mathcal{A}_7 = \{0, 0.1, 0.2, 0.3, 0.4, 0.5, 0.6, 0.7, 0.8, 0.9, 1\}$. Additionally, we selected different values for s_0 , including $s_0 = 2^0, 2^1, \dots, 2^{\lfloor \log_2(p) + 1 \rfloor}$. Table 5 displays the performance of the adaptive changepoint detection method under $N(0, 1)$ and t_3 distributions for these selections of \mathcal{A} and s_0 . The model settings are the same as in Section S4.3. We observed that for any given \mathcal{A} , when s_0 increases from small to large, the efficacy of the adaptive detection method initially increases and then decreases, indicating that as s_0 increases, the statistic extracts more changepoint information from the regression components, enhancing the efficacy of changepoint detection. However, once s_0 becomes larger, additional noise accumulates, leading to a decrease in the detection efficacy. Considering the sparsity assumptions for regression coefficients and the requirements of Gaussian approximation theory, which requires $s_0^3 \log(pn) = O(n^{\xi_1})$ for some $0 < \xi_1 < 1/7$ and $s_0^4 \log(pn) = O(n^{\xi_2})$ for some $0 < \xi_2 < \frac{1}{6}$. We recommend the use of $s_0 = \lfloor \log(p) \rfloor$ in practice.

Regarding the selection of \mathcal{A} , we noted that for data with light-tailed distributions, sets

with larger values such as $\mathcal{A}_2, \mathcal{A}_3, \mathcal{A}_5, \mathcal{A}_6, \mathcal{A}_7$ exhibit higher efficacy. Conversely, for data with heavy-tailed distributions, sets with smaller values such as $\mathcal{A}_1, \mathcal{A}_4, \mathcal{A}_6, \mathcal{A}_7$ perform satisfactorily. Therefore, if the tail structure of the data is unknown in practical applications, we might consider a candidate set that includes both larger and smaller values. Interestingly, we found that adding too many weights, such as in \mathcal{A}_7 does not yield much additional benefit. Considering the balance between detection efficacy and computational efficiency, we recommend $\mathcal{A} = \{0, 0.1, 0.5, 0.9, 1\}$ for practical use.

4.5 Multiple change points detection

Table 6: Multiple change points estimation results with $(n, p) = (1000, 100)$. The results are based on 100 replications with $B = 100$ for each replication.

Methods	N(0,1) ($c = 3$)		N(0,1) ($c = 6$)		t3 ($c = 4$)		t3 ($c = 6$)	
	Haus	(Sd)	Haus	(Sd)	Haus	(Sd)	Haus	(Sd)
$\alpha = 0$ (BS)	0.186	(0.1310)	0.028	(0.0374)	0.144	(0.1300)	0.040	(0.0603)
$\alpha = 0.1$ (BS)	0.138	(0.1286)	0.033	(0.0442)	0.111	(0.1229)	0.032	(0.0580)
$\alpha = 0.5$ (BS)	0.072	(0.1018)	0.028	(0.0432)	0.145	(0.1353)	0.051	(0.0740)
$\alpha = 0.9$ (BS)	0.088	(0.1092)	0.030	(0.0443)	0.180	(0.1371)	0.063	(0.0877)
$\alpha = 1$ (BS)	0.095	(0.1146)	0.024	(0.0394)	0.187	(0.1405)	0.065	(0.0963)
Adaptive (BS)	0.092	(0.1085)	0.032	(0.0428)	0.113	(0.1260)	0.039	(0.0638)
$\alpha = 0$ (WBS)	0.087	(0.0926)	0.018	(0.0381)	0.046	(0.0690)	0.018	(0.0381)
$\alpha = 0.1$ (WBS)	0.060	(0.0846)	0.012	(0.0277)	0.049	(0.0710)	0.012	(0.0277)
$\alpha = 0.5$ (WBS)	0.036	(0.0599)	0.012	(0.0279)	0.077	(0.0908)	0.012	(0.0279)
$\alpha = 0.9$ (WBS)	0.041	(0.0662)	0.011	(0.0216)	0.095	(0.0999)	0.011	(0.0216)
$\alpha = 1$ (WBS)	0.043	(0.0659)	0.012	(0.0216)	0.101	(0.1014)	0.012	(0.0216)
Adaptive (WBS)	0.031	(0.0478)	0.014	(0.0292)	0.033	(0.0511)	0.014	(0.0292)
VPWBS	0.135	(0.1004)	0.038	(0.0474)	0.138	(0.0782)	0.085	(0.0636)
DPDU	0.082	(0.1097)	0.009	(0.0087)	0.118	(0.0830)	0.045	(0.0598)

In this section, we consider the performance of multiple change point detection and compare our method with the existing techniques. In this numerical study, we set $n = 1000$ and $p = 100$ with three change points ($m = 3$) at $k_1 = 300$, $k_2 = 500$, and $k_3 = 700$, respectively. The above three change points divide the data into four segments with piecewise constant regression

coefficients $\boldsymbol{\beta}^{(1)}$, $\boldsymbol{\beta}^{(2)}$, $\boldsymbol{\beta}^{(3)}$ and $\boldsymbol{\beta}^{(4)}$ as follows:

$$\begin{cases} Y_i = \mathbf{X}_i^\top \boldsymbol{\beta}^{(1)} + \epsilon_i, & \text{for } i = 1, \dots, k_1, \\ Y_i = \mathbf{X}_i^\top \boldsymbol{\beta}^{(2)} + \epsilon_i, & \text{for } i = k_1 + 1, \dots, k_2, \\ Y_i = \mathbf{X}_i^\top \boldsymbol{\beta}^{(3)} + \epsilon_i, & \text{for } i = k_2 + 1, \dots, k_3, \\ Y_i = \mathbf{X}_i^\top \boldsymbol{\beta}^{(4)} + \epsilon_i, & \text{for } i = k_3 + 1, \dots, n. \end{cases}$$

The covariates \mathbf{X}_i are generated from $N(\mathbf{0}, \boldsymbol{\Sigma})$ with $\boldsymbol{\Sigma}$ being banded which is introduced in Model 1. For each replication, we first randomly select five covariates (denoted by \mathcal{S}_1) from $\{1, \dots, 10\}$. For generating $\boldsymbol{\beta}^{(1)}$, we set $\beta_s^{(1)} = 1$ if $s \in \mathcal{S}_1$ and $\beta_s^{(1)} = 0$ if $s \notin \mathcal{S}_1$. For $\boldsymbol{\beta}^{(2)}$, we set $\beta_s^{(2)} = \beta_s^{(1)} + c\sqrt{\log(p)/n}$ if $s \in \mathcal{S}_1$ and $\beta_s^{(2)} = 0$ if $s \notin \mathcal{S}_1$. Then, we set $\boldsymbol{\beta}^{(3)} = \boldsymbol{\beta}^{(1)}$ and $\boldsymbol{\beta}^{(4)} = \boldsymbol{\beta}^{(2)}$. We compare our proposed method with the Variance-Projected Wild Binary Segmentation (VPWBS) method in Wang et al. (2021) and the dynamic programming with dynamic update method in Xu et al. (2022). As compared in Wang et al. (2021), VPWBS has better performance than the binary segmentation based technique in Leonardi and Bühlmann (2016) and the sparse graphical LASSO based method in Zhang et al. (2015). Hence, we don't compare with Leonardi and Bühlmann (2016) and Zhang et al. (2015). For VPWBS, we used the R codes published by the authors on GitHub (<https://github.com/darenwang/VPBS>) and employed a cross-validation method to select tuning parameters for estimating changepoints. For DPDU, we utilized the DPDU.regression.R function from the R package named "changepoints" to estimate multiple changepoints. As for our methods, we combine the individual and tail-adaptive procedures with the Binary Segmentation and Wild Binary Segmentation techniques. For WBS, we use Algorithm 1 with parameters as $\gamma = 0.05$, $s_0 = 5$, $q_0 = 0.1$, $B = 100$, $V = 150$, and $v_0 = 0.1$. In this numerical study, we set the replication number as 100.

To evaluate the performance in identifying the change point, we use the scaled Hausdorff distance to evaluate the performance in change point estimation, which is defined as:

$$d(\mathcal{S}_1, \mathcal{S}_2) = \frac{\max(\max_{s_1 \in \mathcal{S}_1} \min_{s_2 \in \mathcal{S}_2} |s_1 - s_2|, \max_{s_2 \in \mathcal{S}_2} \min_{s_1 \in \mathcal{S}_1} |s_1 - s_2|)}{1000},$$

where $\mathcal{S}_1 = \{300, 500, 7000, 1000\}$ are the true change points and \mathcal{S}_2 are the estimated change points. Note that scaled Hausdorff distance is a number between 0 and 1, and a smaller one indicates better change point estimation. Table 6 provides the results for $N(0, 1)$ and t_3 distributions with various signal strength $c \in \{3, 4, 6\}$. For light-tailed error distributions, the individual methods with a larger α generally have better performance than those with a

smaller one for identifying the change point number and locations. This can be seen by smaller Hausdorff. On the contrary, in the heavy-tailed case, the individual methods with a smaller α are more preferred. As for the tail-adaptive method, it has comparable performance to the best individual one under both light and heavy-tailed errors.

Additionally, we note that for both individual and tail-adaptive testing methods, those based on Wild Binary Segmentation (WBS) generally outperform those based on Binary Segmentation (BS). Therefore, we recommend combining our proposed method with the WBS algorithm for multi-changepoint estimation in practical applications. For VPWBS and DPDU, these methods show satisfactory performance under light-tailed distributions such as the normal distribution. Particularly, DPDU, which employs a dynamic programming algorithm for multiple changepoint estimation, achieves the lowest estimation errors when data follow a normal distribution with strong signals. Our adaptive method performs comparably to these two methods under light-tailed distributions. However, their detection capabilities decrease when the data follow heavy-tailed distributions, such as the Student's t_3 distribution. This indicates that methods based on the least squared loss are not robust for heavy-tailed data.

Lastly, we report the computational complexity of the algorithm. For our individual and tail-adaptive testing methods, when combined with the WBS algorithm, the complexity is $O(M\text{Lasso}(n, p))$ and $O(M|\mathcal{A}|\text{Lasso}(n, p))$, respectively, where M represents the number of small intervals in WBS, and $\text{Lasso}(n, p)$ denotes the computational cost for calculating lasso with sample size n and data dimension p . For the DPDU algorithm, it uses a backward iterative dynamic programming approach, and its complexity is $O(n^2p^2 + n^2\text{Lasso}(p))$. Figure 2 shows the computation times of our method and the DPDU algorithm under various $n \in \{200, 300, 400, 500\}$ and $p \in \{200, 300, 400, 500\}$, where the model setup is as in Section S2.3. We set the number of intervals in WBS to $\log^2(n)$. We can observe that the computational costs of both our method and the DPDU method increase with n and p . Our individual testing method has comparable computation time to that of the DPDU. The computation cost for the tail-adaptive testing method is the highest. This is not surprising, as we aim to construct a testing method that is adaptive to the tail structure of the error terms. As a cost, we need to calculate lasso estimates with different weights α to obtain the best individual testing method.

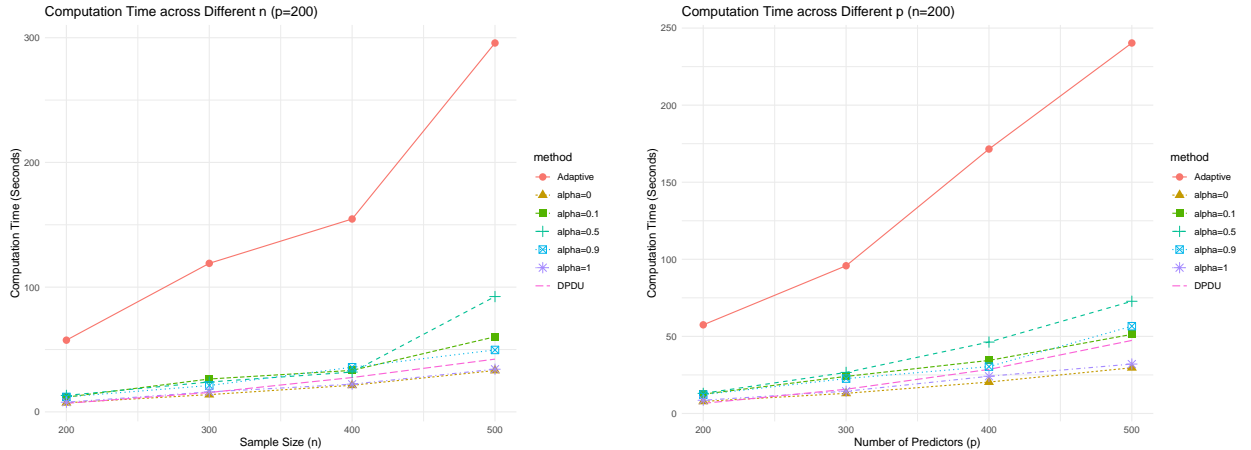


Figure 2: Computational time for our proposed method and the DPDU algorithm with $n \in \{200, 300, 400, 500\}$ and $p \in \{200, 300, 400, 500\}$.

5 An application to the S&P 100 dataset

In this section, we apply our proposed methods to the S&P 100 dataset to find multiple change points. We obtain the S&P 100 index as well as the associated stocks from Yahoo! Finance (<https://finance.yahoo.com/>) including the largest and most established 100 companies in the S&P 100. For this dataset, we collect the daily prices of 76 stocks that have remained in the S&P 100 index consistently from January 3, 2007 to December 30, 2011. This covers the recent financial crisis beginning in 2008 and some other important events, resulting in a sample size $n = 1259$.

In financial marketing, it is of great interest to predict the S&P 100 index since it reveals the direction of the entire financial system. To this end, we use the daily prices of the 76 stocks to predict the S&P100 index. Specifically, let $Y_t \in \mathbb{R}^1$ be the S&P 100 index for the t -th day and $\mathbf{X}_t \in \mathbb{R}^{76 \times 2}$ be the stock prices with lag-1 and lag-3 for the t -th day. Our goal is to predict Y_t using \mathbf{X}_t under the high dimensional linear regression models and detect multiple change points for the linear relationships between the S&P100 index and the 76 stocks' prices. Note that we have differenced the data to remove the temporal trend. It is well known that the financial data are typically heavy-tailed and we have no prior-knowledge about the tail structure of the data. Hence, for this real data analysis, it seems very suitable to use our proposed tail-adaptive method. We combine our proposed tail-adaptive test with the WBS method (Fryzlewicz (2014)) to detect multiple change points, which is demonstrated in Algorithm 1. To implement this algorithm, we set $\mathcal{A} = \{0, 0.1, 0.5, 0.9, 1\}$, $s_0 = 5$, $B = 100$, and $V = 500$ (number of random

intervals). Moreover, we consider the $L_1 - L_2$ weighted loss by setting $\tilde{\tau} = 0.5$ in (2.4). The data are scaled to have mean zeros and variance ones before the change point detection. There are 14 change points detected which are reported in Table 7.

To further justify the meaningful findings of our proposed new methods, we refer to the T-bills and ED (TED) spread, which is short for the difference between the 3-month of London Inter-Bank Offer Rate (LIBOR), and the 3-month short-term U.S. government debt (T-bills). It is well-known that TED spread is an indicator of perceived risk in the general economy and an increased TED spread during the financial crisis reflects an increase in credit risk. Figure 3 shows the plot of TED where the red dotted lines correspond to the estimated change points. We can see that during the financial crisis from 2007 to 2009, the TED spread has experienced very dramatic fluctuations and the estimated change points can capture some big changes in the TED spread. In addition, the S&P 100 index obtains its highest level during the financial crisis in October 2007 and then has a huge drop. Our method identifies October 29, 2007 as a change point. Moreover, the third detected change-point is January 10th, 2008. The National Bureau of Economic Research (NBER) identifies December of 2007 as the beginning of the great recession which is captured by our method. In addition, it is well known that affected by the 2008 financial crisis, Europe experienced a debt crisis from 2009 to 2012, with the Greek government debt crisis in October, 2009 serving as the starting point. Our method identifies October 5, 2009 as a change point after which S&P 100 index began to experience a significant decline. Moreover, it is known that countries such as Italy and Spain were facing severe debt issues in July, 2011, raising fears about the stability of the Eurozone and the potential impact on global financial markets. As a result, there exists another huge drop for the S&P 100 index in July 26, 2011, which can be successfully detected by our method.

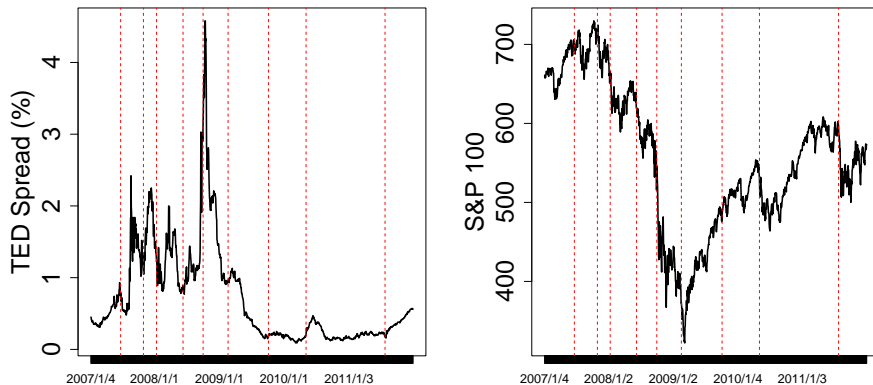


Figure 3: Plots of the Ted spread (left) and the S&P 100 index (right) with the estimated change-points (vertical lines) marked by # in Table 7.

Table 7: Multiple change points detection for the S&P 100 dataset.

Change points	Date	Events
117	2007/06/21	TED Spread#
207	2007/10/29	TED Spread#
257	2008/01/10	Global Financial Crisis (TED Spread)#
360	2008/06/09	TED Spread#
439	2008/09/30	TED Spread#
535	2009/02/18	Nadir of the crisis#
632	2009/07/08	
694	2009/10/05	Greek debt crisis#
840	2010/05/05	Global stock markets fell due to fears of contagion of the European sovereign debt crisis#
890	2010/07/16	
992	2010/12/09	
1074	2011/04/07	
1149	2011/07/26	Spread of the European debt crisis to Spain and Italy#
1199	2011/10/05	

6 Summary

In this article, we propose a general tail-adaptive approach for simultaneous change point testing and estimation for high-dimensional linear regression models. The method is based on the observation that both the conditional mean and quantile change if the regression coefficients have a change point. Built on a weighted composite loss, we propose a family of individual testing statistics with different weights to account for the unknown tail structures. Then, we combine the individual tests to construct a tail-adaptive method, which is powerful against sparse alternatives under various tail structures. In theory, with mild conditions on the regression covariates and errors, we show the optimality of our methods theoretically in terms of size, power and change point estimation. In the presence of multiple change points, we combine our tail-adaptive approach with the WBS technique to detect multiple change points. With extensive numerical studies, our proposed methods have better performance than the existing methods under various model setups.

References

- BAI, J. and PERRON, P. (1998). Estimating and testing linear models with multiple structural changes. *Econometrica* **66** 47–78.
- BELLONI, A., CHEN, M. and CHERNOZHUKOV, V. (2016). Quantile graphical models : Predic-

- tion and conditional independence with applications to financial risk management. *arXiv preprint: 1607.00286* .
- BELLONI, A. and CHERNOZHUKOV, V. (2011). l_1 -penalized quantile regression in high-dimensional sparse models. *The Annals of Statistics* **39** 82–130.
- BICKEL, P. J., RITOV, Y., TSYBAKOV, A. B. ET AL. (2009). Simultaneous analysis of lasso and dantzig selector. *The Annals of Statistics* **37** 1705–1732.
- BÜHLMANN, P. and VAN DE GEER, S. (2011). *Statistics for High-Dimensional Data: Methods, Theory and Applications*. Springer Heidelberg Dordrecht London New York.
- CHERNOZHUKOV, V., CHETVERIKOV, D., KATO, K. ET AL. (2017). Central limit theorems and bootstrap in high dimensions. *The Annals of Probability* **45** 2309–2352.
- DETTE, H., GÖSMANN, J. ET AL. (2018). Relevant change points in high dimensional time series. *Electronic Journal of Statistics* **12** 2578–2636.
- DOWNEY, P. J. (1990). Distribution-free bounds on the expectation of the maximum with scheduling applications. *Operations Research Letters* **9** 189–201.
- EMBRECHTS, P., KLÜPPELBERG, C. and MIKOSCH, T. (2013). *Modelling extremal events: for insurance and finance*, vol. 33. Springer Science & Business Media.
- FRYZLEWICZ, P. (2014). Wild binary segmentation for multiple change-point detection. *The Annals of Statistics* **42** 2243–2281.
- HORVÁTH, L. (1995). Detecting changes in linear regressions. *Statistics* **26** 189–208.
- JIANG, F., ZHAO, Z. and SHAO, X. (2022). Modelling the covid-19 infection trajectory: A piecewise linear quantile trend model. *Journal of the Royal Statistical Society: Series B (Statistical Methodology)* **84** 1589–1607.
- JIRAK, M. (2015). Uniform change point tests in high dimension. *The Annals of Statistics* **43** 2451–2483.
- KAUL, A., JANDHYALA, V. K. and FOTOPOULOS, S. B. (2019). An efficient two step algorithm for high dimensional change point regression models without grid search. *Journal of Machine Learning Research* **20** 1–40.
- KOENKER, R. and BASSETT JR, G. (1978). Regression quantiles. *Econometrica* **46** 33–50.

- LEE, S., LIAO, Y., SEO, M. H. and SHIN, Y. (2018). Oracle estimation of a change point in high dimensional quantile regression. *Journal of the American Statistical Association* **113** 1184–1194.
- LEE, S., SEO, M. H. and SHIN, Y. (2016). The lasso for high dimensional regression with a possible change point. *Journal of the Royal Statistical Society: Series B (Statistical Methodology)* **78** 193–210.
- LEONARDI, F. and BÜHLMANN, P. (2016). Computationally efficient change point detection for high-dimensional regression. *arXiv preprint: 1601.03704* .
- LIU, B., ZHOU, C., , ZHANG, X.-S. and LIU, Y. (2020). A unified data-adaptive framework for high dimensional change point detection. *Journal of the Royal Statistical Society: Series B (Statistical Methodology)* **82** 933–963.
- NAZAROV, F. (2003). On the maximal perimeter of a convex set in R^n with respect to a Gaussian measure. *Geometric aspects of functional analysis* **1807** 169–187.
- OKA, T. and QU, Z. (2011). Estimating structural changes in regression quantiles. *Journal of Econometrics* **162** 248–267.
- PAGE, E. (1955). Control charts with warning lines. *Biometrika* **42** 243–257.
- QU, Z. (2008). Testing for structural change in regression quantiles. *Journal of Econometrics* **146** 170–184.
- QUANDT, R. E. (1958). The estimation of the parameters of a linear regression system obeying two separate regimes. *Journal of the American Statistical Association* **53** 873–880.
- RINALDO, A., WANG, D., WEN, Q., WILLETT, R. and YU, Y. (2021). Localizing changes in high-dimensional regression models. In *International Conference on Artificial Intelligence and Statistics*. PMLR.
- ROY, S., ATCHADÉ, Y. and MICHAILIDIS, G. (2017). Change point estimation in high dimensional Markov random-field models. *Journal of the Royal Statistical Society: Series B (Statistical Methodology)* **79** 1187–1206.
- SHAO, X. and ZHANG, X. (2010). Testing for change points in time series. *Journal of the American Statistical Association* **105** 1228–1240.

- VAN, D. and WELLNER, J. A. (1996). *Weak convergence and empirical processes*. Springer,.
- WANG, D., ZHAO, Z., LIN, K. Z. and WILLETT, R. (2021). Statistically and computationally efficient change point localization in regression settings. *Journal of Machine Learning Research* **22** 1–46.
- WANG, X., LIU, B., LIU, Y. and ZHANG, X. (2023). Efficient multiple change point detection for high-dimensional generalized linear models. *The Canadian Journal of Statistics* **51** 596–629.
- XIA, Y., CAI, T. and CAI, T. T. (2018). Two-sample tests for high-dimensional linear regression with an application to detecting interactions. *Statistica Sinica* **28** 63–92.
- XU, H., WANG, D., ZHAO, Z. and YU, Y. (2022). Change point inference in high-dimensional regression models under temporal dependence. *arXiv preprint arXiv:2207.12453* .
- ZHANG, B., GENG, J. and LAI, L. (2015). Change-point estimation in high dimensional linear regression models via sparse group lasso. In *2015 53rd Annual Allerton Conference on Communication, Control, and Computing (Allerton)*. IEEE.
- ZHANG, L., WANG, H. J. and ZHU, Z. (2014). Testing for change points due to a covariate threshold in quantile regression. *Statistica Sinica* **24** 1859–1877.
- ZHAO, T., KOLAR, M. and LIU, H. (2014). A general framework for robust testing and confidence regions in high-dimensional quantile regression. *arXiv preprint: 1601.03704* .
- ZHOU, C., ZHOU, W.-X., ZHANG, X.-S. and LIU, H. (2018). A unified framework for testing high dimensional parameters: a data-adaptive approach. *arXiv preprint: 1601.03704* .
- ZOU, H. and YUAN, M. (2008). Composite quantile regression and the oracle model selection theory. *The Annals of Statistics* **36** 1108–1126.

Supplementary Materials to “Change Point Detection for High-dimensional Linear Models:A General Tail-adaptive Approach”

Bin Liu*, Zhengling Qi† Xinsheng Zhang*, Yufeng Liu‡

This document provides detailed proofs of the main theoretical results as well as full numerical studies. In Section A, we demonstrate how to combine our proposed tail-adaptive methods with the wild binary segmentation technique to detect multiple change points. In Section B, we introduce some additional notations. In Section C, some useful lemmas are provided. In Section D, we give the detailed proofs of theoretical results in the main paper. In Section E, we provide the proof of lemmas used in Section D. In Sections F and G, we prove the useful lemmas in Section C as well as some additional lemmas.

A Extensions to multiple change points detection

Algorithm 1 : A WBS-typed tail-adaptive test for multiple change point detection

Input: Given the data $(\mathcal{X}, \mathcal{Y}) = \{(\mathbf{X}_1, Y_1), \dots, (\mathbf{X}_n, Y_n)\}$, set the values for $\tilde{\tau}$, the significance level γ , s_0 , q_0 , the bootstrap replication number B , the candidate subset $\mathcal{A} \subset [0, 1]$, and a set of random intervals $\{(s_\nu, e_\nu)\}_{\nu=1}^V$ with thresholds v_0 and v_1 . Initialize an empty set \mathcal{C} .

Step 1: For each $\nu = 1, \dots, V$, compute $\hat{P}_{\text{ad}}(s_\nu, e_\nu)$ following Section 2.4.

Step 2: Perform the following function with $S = q_0$ and $E = 1 - q_0$.

Function(S, E): S and E are the starting and ending points for the change point detection.

- (a) RETURN if $E - S \leq v_1$.
- (b) Define $\mathcal{M} = \{1 \leq \nu \leq V \mid [s_\nu, e_\nu] \subset [E, S]\}$.
- (c) Compute the test statistics as $\bar{P}_{\text{ad}} = \min_{\nu \in \mathcal{M}, v_0 \leq e_\nu - s_\nu} \hat{P}_{\text{ad}}(s_\nu, e_\nu)$ and the corresponding optimal solution ν^* .
- (d) If $\bar{P}_{\text{ad}} \geq \gamma/V$, RETURN. Otherwise, add the corresponding change point estimator \hat{t}_{ν^*} to \mathcal{C} , and perform Function(S, ν^*) and Function(ν^* , E).

Output: The set of multiple change points \mathcal{C} .

In practical applications, it may exist multiple change points in describing the relationship between \mathbf{X} and Y . Therefore, it is essential to perform estimation of multiple change points if

*Department of Statistics and Data Science, School of Management at Fudan University, Shanghai, China; E-mail:liubin0145@gmail.com; xszhang@fudan.edu.cn

†Department of Decision Sciences, George Washington University, U.S.A; E-mail:qizhengling321@gmail.com

‡Department of Statistics and Operations Research, Department of Genetics, and Department of Biostatistics, Carolina Center for Genome Sciences, Linberger Comprehensive Cancer Center, University of North Carolina at Chapel Hill, U.S.A; E-mail:yfliu@email.unc.edu

\mathbf{H}_0 is rejected by our powerful tail-adaptive test. In this section, we extend our single change point detection method by the idea of WBS proposed in Fryzlewicz (2014) to estimate the locations of all possible multiple change points.

Consider a single change point detection task in any interval $[s, e]$, where $0 \leq q_0 \leq s < e \leq 1 - q_0$. Following Section 2.4, we can compute the corresponding adaptive test statistics as $\widehat{P}_{\text{ad}}(s, e)$ using the subset of our data, i.e., $\{\mathbf{X}_{[ns]}, \mathbf{X}_{[ns]+1}, \dots, \mathbf{X}_{[ne]}\}$ and $\{Y_{[ns]}, Y_{[ns]+1}, \dots, Y_{[ne]}\}$. Following the idea of WBS, we first independently generate a series of random intervals by the uniform distribution. Denote the number of these random intervals as V . For each random interval $[s_\nu, e_\nu]$ among $\nu = 1, 2, \dots, V$, we compute $\widehat{P}_{\text{ad}}(s_\nu, e_\nu)$ as long as $0 \leq q_0 \leq s_\nu < e_\nu \leq 1 - q_0$ and $e_\nu - s_\nu \geq v_0$, where v_0 is the minimum length for implementing Section 2.4. The threshold v_0 is used to reduce the variability of our algorithm for multiple change point detection. Based on the test statistics computed from the random intervals, we consider the final test statistics as $\overline{P}_{\text{ad}} = \min_{1 \leq \nu \leq V, v_0 \leq e_\nu - s_\nu} \widehat{P}_{\text{ad}}(s_\nu, e_\nu)$, based on which we make decisions if there exists at least one change point among these intervals. We stop the algorithm if $\overline{P}_{\text{ad}} \geq \bar{c}$, otherwise we report the change point estimation in $[s_{\nu^*}, e_{\nu^*}]$, where $\nu^* \in \arg \min_{1 \leq \nu \leq V, v_0 \leq e_\nu - s_\nu} \widehat{P}_{\text{ad}}(s_\nu, e_\nu)$, and continue our algorithm. Given the first change point estimator denoted by \widehat{t}_{ν^*} , we split our data into two folds, i.e., before and after the estimated change point. Then we apply the previous procedure on each fold of the data using the same set of the random intervals as long as it satisfies the constraints. We repeat this step until the algorithm stops returning the change point estimation. For each step, we choose $\bar{c} = \gamma/V$, where γ is the significance level used in each single change point detection algorithm. While we do not have the theoretical guarantee of using \bar{c} in the proposed algorithm for controlling the size, the selection of this constant is based on the idea of Bonferroni correction, which is conservative. The numerical experiments in the appendix demonstrate the superiority of our proposed method in detecting multiple change points. Nevertheless, it is interesting to study the asymptotic property of \overline{P}_{ad} , which we leave for the future work. The full algorithm of the multiple change point detection can be found in Algorithm 1.

B Some notations

Before the proofs, we give some notations. Under \mathbf{H}_0 , we set $\boldsymbol{\beta}^{(0)} := \boldsymbol{\beta}^{(1)} = \boldsymbol{\beta}^{(2)}$ and $s^{(0)} := s^{(1)} = s^{(2)}$. Under \mathbf{H}_1 , For the regression vectors $\boldsymbol{\beta}^{(1)}$ and $\boldsymbol{\beta}^{(2)}$, define $\mathcal{S}^{(1)} = \{1 \leq j \leq p : \beta_j^{(1)} \neq 0\}$ and $\mathcal{S}^{(2)} = \{1 \leq j \leq p : \beta_j^{(2)} \neq 0\}$ as the active sets of variables. Denote $s^{(1)} = |\mathcal{S}^{(1)}|$ and $s^{(2)} = |\mathcal{S}^{(2)}|$ as the cardinalities of $\mathcal{S}^{(1)}$ and $\mathcal{S}^{(2)}$, respectively. We set $\mathcal{S} = \mathcal{S}^{(1)} \cup \mathcal{S}^{(2)}$ and

$s = |\mathcal{S}|$. For a vector $\mathbf{v} \in \mathbb{R}^p$, we denote $J(\mathbf{v}) = \{1 \leq j \leq p : v_j \neq 0\}$ as the set of non-zero elements of \mathbf{v} and set $\mathcal{M}(\mathbf{v}) := |J(\mathbf{v})|$ as the number of non-zero elements of \mathbf{v} . For a set J and $\mathbf{v} \in \mathbb{R}^p$, denote \mathbf{v}_J as the vector in \mathbb{R}^p that has the same coordinates as \mathbf{v} on J and zero coordinates on the complement J^c of J . For any vector $\mathbf{x} \in \mathbb{R}^p$ and a matrix $\mathbf{A} \in \mathbb{R}^{p \times p}$, define $\|\mathbf{x}\|_{\mathbf{A}}^2 = \mathbf{x}^\top \mathbf{A} \mathbf{x}$. Denote $\mathcal{X} = \{\mathbf{X}, \mathbf{Y}\}$. We use C_1, C_2, \dots to denote constants that may vary from line to line. We use w.p.a.1 for the abbreviation of with probability approaching to one. For $\beta > 0$, we define the function $\psi_\beta : [0, \infty) \rightarrow [0, \infty)$ as $\psi_\beta(x) := \exp(x^\beta) - 1$. Then, for any random variable X , we define

$$\|X\|_{\psi_\beta} := \inf \{C > 0 : \mathbb{E}\psi_\beta(|X|/C)\} \leq 1\}.$$

For any $0 \leq s < t \leq 1$, we denote

$$\widehat{\Sigma}(s : t) = \frac{1}{\lfloor nt \rfloor - \lfloor ns \rfloor + 1} \sum_{i=\lfloor ns \rfloor + 1}^{\lfloor nt \rfloor} \mathbf{X}_i \mathbf{X}_i^\top. \quad (\text{B.1})$$

C Useful lemmas

Lemma C.1 (Lemma E.1 in Chernozhukov et al. (2017)). Let $\mathbf{X}_1, \dots, \mathbf{X}_n \in \mathbb{R}^p$ with $\mathbf{X}_i = (X_{i1}, \dots, X_{ip})^\top$ be independent and centered random vectors. Define $Z = \max_{1 \leq j \leq p} |\sum_{i=1}^n X_{ij}|$, $M = \max_{1 \leq i \leq n} \max_{1 \leq j \leq p} |X_{ij}|$ and $\sigma^2 = \max_j \sum_i \mathbb{E}[X_{ij}^2]$. Then,

$$\mathbb{E}[Z] \leq C(\sigma\sqrt{\log p} + \sqrt{\mathbb{E}[M^2] \log p}),$$

where C is some universal constant.

Lemma C.2 (Lemma E.2 in Chernozhukov et al. (2017)). (a) Assume the setting of Lemma C.1 holds. For every $\eta > 0, \beta \in (0, 1]$ and $t > 0$, we have

$$\mathbb{P}(Z \geq (1 + \eta)\mathbb{E}[Z] + t) \leq \exp\left(-\frac{t^2}{3\sigma^2}\right) + 3 \exp\left(-\left(\frac{t}{K\|M\|_{\psi_\beta}}\right)^\beta\right),$$

where $K = K(\eta, \beta)$ is a constant only depending on η and β .

(b) Assume the setting of Lemma C.1 holds. For every $\eta > 0, s \geq 1$ and $t > 0$, we have

$$\mathbb{P}(Z \geq (1 + \eta)\mathbb{E}[Z] + t) \leq \exp\left(-\frac{t^2}{3\sigma^2}\right) + K' \frac{\mathbb{E}[M^s]}{t^s},$$

where $K' = K(\eta, s)$ is a constant only depending on η and s .

Lemma C.3 (Hoeffding's inequality). Suppose $X_1, \dots, X_n \in \mathbb{R}^1$ be independent random variables with $|X_i| \leq K$ for some $K > 0$. Let \bar{X} be the sample mean. Then, for any $x > 0$, we have

$$\mathbb{P}(|\bar{X} - \mathbb{E}\bar{X}| \geq x) \leq 2 \exp\left(-\frac{nx^2}{2K^2}\right). \quad (\text{C.1})$$

Lemma C.4 (Nazarov's inequality in [Nazarov \(2003\)](#)). Let $\mathbf{W} = (W_1, W_2, \dots, W_d)^\top \in \mathbb{R}^p$ be centered Gaussian random vector with $\inf_{1 \leq k \leq p} \mathbb{E}(W_k)^2 \geq b > 0$. Then for any $\mathbf{x} \in \mathbb{R}^p$ and $a > 0$, we have

$$\mathbb{P}(\mathbf{W} \leq \mathbf{x} + a) - \mathbb{P}(\mathbf{W} \leq \mathbf{x}) \leq Ca\sqrt{\log p},$$

where C is a constant only depending on b .

Before introducing [Lemma C.5](#), we need some definitions for an m -generated convex set A^m . We say a set A^m is m -generated if it is generated by intersecting m half spaces. In other words, the set A^m is a convex polytope with at most m facets. Moreover, for any $\epsilon > 0$ and an m -generated convex set A^m , we define

$$A^{m,\epsilon} = \bigcap_{\mathbf{v} \in \mathcal{V}(A^m)} \{\mathbf{w} \in \mathbb{R}^d : \mathbf{w}^\top \mathbf{v} \leq S_{A^m}(\mathbf{v}) + \epsilon\}, \quad (\text{C.2})$$

where $\mathcal{V}(A^m)$ consists m unit vectors that are outward normal to the facets of A^m , and $S_{A^m}(\mathbf{v})$ is the support function for A^m (see [Chernozhukov et al. \(2017\)](#)).

Let $\mathbf{x} = (x_1, \dots, x_p) \in \mathbb{R}^p$. For any $1 \leq s_0 \leq p$, define $\|\mathbf{x}\|_{(s_0,2)} = (\sum_{j=1}^{s_0} |x_{(j)}|^2)^{1/2}$, where $|x_{(1)}| \geq |x_{(2)}| \geq \dots \geq |x_{(p)}|$ be the order statistics of \mathbf{x} . The following lemma shows that the set $V_{(s_0,2)}^{z,p} := \{\mathbf{x} \in \mathbb{R}^p : \|\mathbf{x}\|_{(s_0,2)} \leq z\}$ can be approximated by m generated convex set.

Lemma C.5 ([Zhou et al. \(2018\)](#)). Let $\mathcal{E}^{R,p} = \{\mathbf{x} \in \mathbb{R}^p : \|\mathbf{x}\| \leq R\}$ and $V_{(s_0,2)}^{z,p} = \{\mathbf{x} \in \mathbb{R}^p : \|\mathbf{x}\|_{(s_0,2)} \leq z\}$. For any $\gamma > e/4\sqrt{2}$, there is a m -generated convex set $A^m \in \mathbb{R}^p$ and a constant ϵ_γ such that for any $0 < \epsilon < \epsilon_\gamma$, we have

$$A^m \subset \mathcal{E}^{R,p} \cap V_{(s_0,2)}^{z,p} \subset A^{m,R\epsilon} \quad \text{and} \quad m \leq p^{s_0} \left(\frac{\gamma}{\sqrt{\epsilon}} \ln\left(\frac{1}{\epsilon}\right) \right)^{s_0^2}.$$

The following [Lemma C.6](#) shows the Gaussian approximation theory for the testing statistic, which is very important for the size control. To show that, we need some notations and assumptions. In particular, let $\mathbf{Z}_1, \dots, \mathbf{Z}_n \sim (\mathbf{0}, \Sigma)$ be independent and centered random vectors in \mathbb{R}^p with $\mathbf{Z}_i = (Z_{i1}, \dots, Z_{ip})^\top$ for $i = 1, \dots, n$. Let $\mathbf{G}_1, \dots, \mathbf{G}_n$ be independent centered Gaussian random vectors in \mathbb{R}^p such that each \mathbf{G}_i has the same covariance matrix as \mathbf{Z}_i . Let $\mathcal{V}_{s_0} := \{\mathbf{v} \in \mathbb{S}^{q-1} : \|\mathbf{v}\|_0 \leq s_0\}$, where $\mathbb{S}^{q-1} := \{\mathbf{v} \in \mathbb{R}^p : \|\mathbf{v}\| = 1\}$. We require the following conditions:

(M1) There is a constant $b > 0$ such that $\inf_{\mathbf{v} \in \mathcal{V}_{s_0}} \frac{1}{n} \sum_{i=1}^n \mathbb{E}(\mathbf{v}^\top \mathbf{Z}_i)^2 \geq b$ for $i = 1, \dots, n$.

(M2) There exists some constant $K > 0$ such that $\max_{1 \leq j \leq p} \frac{1}{n} \sum_{i=1}^n \mathbb{E}|Z_{ij}|^{2+\ell} \leq K^\ell$ for $\ell = 1, 2$.

(M3) There exists a constant $K > 0$ and $q > 0$ such that $\mathbb{E}((\max_{1 \leq j \leq p} |Z_{ij}|/K)^q) \leq 2$ holds for all $i = 1, \dots, n$.

Lemma C.6. Assume that that $s_0^3 K^{2/7} \log(pn) = O(n^{\xi_1})$ for some $0 < \xi_1 < 1/7$ and $s_0^4 K^{2/3} \log(pn) = O(n^{\xi_2})$ for some $0 < \xi_2 < \frac{1}{3}(1 - 2/q)$. Let

$$\mathbf{S}^{\mathbf{Z}}(k) = \frac{1}{\sqrt{n}} \left(\sum_{i=1}^k \mathbf{Z}_i - \frac{k}{n} \sum_{i=1}^n \mathbf{Z}_i \right), \quad \mathbf{S}^{\mathbf{G}}(k) = \frac{1}{\sqrt{n}} \left(\sum_{i=1}^k \mathbf{G}_i - \frac{k}{n} \sum_{i=1}^n \mathbf{G}_i \right), \quad (\text{C.3})$$

be the partial sum processes for $(\mathbf{Z}_i)_{i \geq 1}$ and $(\mathbf{G}_i)_{i \geq 1}$, respectively. If $\mathbf{Z}_1, \dots, \mathbf{Z}_n$ satisfy **(M1)**, **(M2)** and **(M3)**, then there is a constant $\zeta_0 > 0$ such that

$$\sup_{z \in (0, \infty)} \left| \mathbb{P} \left(\max_{k_0 \leq k \leq n - k_0} \|\mathbf{S}^{\mathbf{Z}}(k)\|_{(s_0, 2)} \leq z \right) - \mathbb{P} \left(\max_{k_0 \leq k \leq n - k_0} \|\mathbf{S}^{\mathbf{G}}(k)\|_{(s_0, 2)} \leq z \right) \right| \leq C n^{-\zeta_0}, \quad (\text{C.4})$$

where C is a constant only depending on b, q, K and $k_0 := \lfloor nq_0 \rfloor$ for some $0 < q_0 < 0.5$.

The following Lemmas C.7 and Lemma C.8 present the orders for the partial sum process of $\{\mathbf{X}\epsilon\}_{i=1}^n$ as well as the ℓ_∞ -norm based uniform large deviation bound for $\widehat{\Sigma}(0 : t)$ and $\widehat{\Sigma}(t : 1)$, which will be frequently used throughout the proofs.

Lemma C.7. Let $\mathbf{X}_1, \dots, \mathbf{X}_n$ be independent centered random vectors in \mathbb{R}^p and $\epsilon_1, \dots, \epsilon_n$ be independent centered random vectors in \mathbb{R}^1 . Suppose further that $\{\mathbf{X}_i\}_{i=1}^n$ and $\{\epsilon_i\}_{i=1}^n$ satisfy **Assumptions A – C** in the main paper. Then, for any sequence $a_n \in (0, 1)$ and $b_n \in (0, 1)$ satisfying $\lfloor na_n \rfloor \rightarrow \infty$ and $\lfloor nb_n \rfloor \rightarrow \infty$ as $n \rightarrow \infty$, we have

$$\begin{aligned} & \max_{t \in [a_n, 1 - b_n]} \max_{1 \leq j \leq p} \left| \frac{1}{\sqrt{n}} \left(\sum_{i=1}^{\lfloor nt \rfloor} X_{ij} \epsilon_i - \frac{\lfloor nt \rfloor}{n} \sum_{i=1}^n X_{ij} \epsilon_i \right) \right| \\ &= \max_{t \in [a_n, 1 - b_n]} \left\| \frac{1}{\sqrt{n}} \left(\sum_{i=1}^{\lfloor nt \rfloor} \mathbf{X}_i \epsilon_i - \frac{\lfloor nt \rfloor}{n} \sum_{i=1}^n \mathbf{X}_i \epsilon_i \right) \right\|_\infty \\ &= O_p \left(M \sqrt{\log(p(n - \underline{k}_n - \bar{k}_n))} \right), \end{aligned} \quad (\text{C.5})$$

where $\underline{k}_n := \lfloor na_n \rfloor$ and $\bar{k}_n := \lfloor nb_n \rfloor$. Moreover, we can also have the following results:

$$\begin{aligned} & \max_{t \in [a_n, 1 - b_n]} \max_{1 \leq j \leq p} \left| \frac{1}{\lfloor nt \rfloor} \sum_{i=1}^{\lfloor nt \rfloor} X_{ij} \epsilon_i \right| = \max_{t \in [a_n, 1 - b_n]} \left\| \frac{1}{\lfloor nt \rfloor} \sum_{i=1}^{\lfloor nt \rfloor} \mathbf{X}_i \epsilon_i \right\|_\infty \\ &= O_p \left(M \sqrt{\frac{\log(pn)}{\underline{k}_n}} \max \left\{ 1, n^{1/4} \sqrt{\frac{\log(pn)}{\underline{k}_n}} \right\} \right). \end{aligned} \quad (\text{C.6})$$

Lemma C.8. Let $\mathbf{X}_1, \dots, \mathbf{X}_n$ be independent centered random vectors in \mathbb{R}^p satisfying **Assumption A**. Let $\Sigma = \text{Cov}(\mathbf{X}_1)$. Recall $\widehat{\Sigma}(s : t)$ defined in (B.1). Then, for any sequence $a_n \in (0, 1)$ and $b_n \in (0, 1)$ satisfying $\lfloor na_n \rfloor \rightarrow \infty$ and $\lfloor nb_n \rfloor \rightarrow \infty$ as $n \rightarrow \infty$, with probability at least $1 - (np)^{-C_1}$, we have:

$$\begin{aligned} & \max_{a_n \leq t \leq 1 - b_n} \|\widehat{\Sigma}(0 : t) - \Sigma\|_\infty \leq C_2 M^2 \sqrt{\frac{\log(pn)}{\lfloor na_n \rfloor}}, \\ & \max_{a_n \leq t \leq 1 - b_n} \|\widehat{\Sigma}(t : 1) - \Sigma\|_\infty \leq C_3 M^2 \sqrt{\frac{\log(pn)}{\lfloor nb_n \rfloor}}. \end{aligned}$$

Moreover, if we take $a_n = b_n = q_0 \in (0, 0.5)$, we have

$$\begin{aligned} \max_{q_0 \leq t \leq 1 - q_0} \|\widehat{\Sigma}(0 : t) - \Sigma\|_\infty &\leq C_4 M^2 \sqrt{\frac{\log(pn)}{n}}, \\ \max_{q_0 \leq t \leq 1 - q_0} \|\widehat{\Sigma}(t : 1) - \Sigma\|_\infty &\leq C_5 M^2 \sqrt{\frac{\log(pn)}{n}}, \end{aligned}$$

where C_1, \dots, C_5 are some universal constants. Note that Lemma C.8 is a direct consequence of Lemma C.3. The proof is omitted.

Note that for proving our results, we need some theoretical analysis for the lasso estimator defined in (2.8). The following Lemmas C.9 - C.11 show the lasso property for $\alpha \in [0, 1]$ under both \mathbf{H}_0 and \mathbf{H}_1 , which is very important for deriving the theoretical results for the individual test. Before presenting the details, for each $\alpha \in [0, 1]$, we introduce $\widetilde{\boldsymbol{\beta}}^* = ((\boldsymbol{\beta}^*)^\top, (\mathbf{b}^*)^\top)^\top \in \mathbb{R}^{p+K}$ with $\mathbf{b}^* = (b_1^*, \dots, b_K^*)^\top \in \mathbb{R}^K$, where

$$\widetilde{\boldsymbol{\beta}}^* := \arg \min_{\boldsymbol{\beta} \in \mathbb{R}^p, \mathbf{b} \in \mathbb{R}^K} \mathbb{E} \left[(1 - \alpha) \frac{1}{n} \sum_{i=1}^n \frac{1}{K} \sum_{k=1}^K \rho_{\tau_k}(Y_i - b_i - \mathbf{X}_i^\top \boldsymbol{\beta}) + \frac{\alpha}{2n} \sum_{i=1}^n (Y_i - \mathbf{X}_i^\top \boldsymbol{\beta})^2 \right]. \quad (\text{C.7})$$

Note that by definition, we can regard $\widetilde{\boldsymbol{\beta}}^*$ as the true parameters under the population level. In this paper, we assume $\boldsymbol{\beta}^*$ enjoys some sparsity property in the sense that $\mathcal{M}(\boldsymbol{\beta}^*) = O(s)$. Moreover, the properties of $\widetilde{\boldsymbol{\beta}}^*$ are discussed in Sections F.3 - F.5, respectively.

The following Lemma C.9 shows the lasso property with $\alpha = 1$. The proof of Lemma C.9 is given in Section F.3.

Lemma C.9 (Lasso property with $\alpha = 1$). Let $\widehat{\boldsymbol{\beta}}$ be the lasso estimator with $\alpha = 1$ defined in (2.8). Let $\lambda_\alpha = C_\lambda M^2 \sqrt{\log(pn)/n}$ for some big enough constant $C_\lambda > 0$. Assume **Assumptions A, B, C.2, E.2 - E.3** hold. Then, with probability tending to one, we have

$$\frac{1}{2n} \|\mathbf{X}(\widehat{\boldsymbol{\beta}} - \boldsymbol{\beta}^*)\|^2 \leq C_2 \lambda^2 s, \quad \|\widehat{\boldsymbol{\beta}} - \boldsymbol{\beta}^*\|_q \leq C_3 \lambda s^{1/q}, \quad \text{and} \quad \mathcal{M}(\widehat{\boldsymbol{\beta}}) \leq C_4 s, \quad \text{for } q = 1, 2. \quad (\text{C.8})$$

The following Lemma C.10 shows the lasso property with $\alpha = 0$ under both \mathbf{H}_0 and \mathbf{H}_1 . The proof of Lemma C.10 is given in Section F.4.

Lemma C.10 (Lasso property with $\alpha = 0$). Let $\widehat{\boldsymbol{\beta}}$ be the lasso estimator with $\alpha = 0$ defined in (2.8). Let $\lambda = C_\lambda M \sqrt{\log(pn)/n}$ for some big enough constant $C_\lambda > 0$. Assume **Assumptions A, D, E.2 - E.3** hold. Then, with probability tending to one, we have

$$\frac{1}{n} \|\mathbf{X}(\widehat{\boldsymbol{\beta}} - \boldsymbol{\beta}^*)\|^2 \leq C_2 \lambda^2 s, \quad \|\widehat{\boldsymbol{\beta}} - \boldsymbol{\beta}^*\|_q \leq C_3 \lambda s^{1/q}, \quad \text{and} \quad \mathcal{M}(\widehat{\boldsymbol{\beta}}) \leq C_4 s, \quad \text{for } q = 1, 2. \quad (\text{C.9})$$

The following Lemma C.11 show the lasso property with $\alpha \in (0, 1)$ under both \mathbf{H}_0 and \mathbf{H}_1 . The proof of Lemma C.11 is given in Section F.5.

Lemma C.11 (Lasso property with $\alpha \in (0, 1)$). Let $\widehat{\boldsymbol{\beta}}$ be the lasso estimator with $\alpha \in (0, 1)$ defined in (2.8). Let $\lambda = C_\lambda M^2 \sqrt{\log(pn)/n}$ for some big enough constant $C_\lambda > 0$. Assume

Assumptions A, B, C.2, D, E.2 - E.3 hold. Then, with probability tending to one, we have

$$\frac{1}{n} \|\mathbf{X}(\widehat{\boldsymbol{\beta}} - \boldsymbol{\beta}^*)\|^2 \leq C_2 \lambda^2 s, \quad \|\widehat{\boldsymbol{\beta}} - \boldsymbol{\beta}^*\|_q \leq C_3 \lambda s^{1/q}, \quad \text{and} \quad \mathcal{M}(\widehat{\boldsymbol{\beta}}) \leq C_4 s, \quad \text{for } q = 1, 2. \quad (\text{C.10})$$

D Proof of main results

D.1 Proof of Theorem 3.2

In this section, we prove the variance estimation results under \mathbf{H}_0 , which are given in Sections D.1.1 - D.1.2, respectively. For simplicity, we omit the subscript α whenever needed.

D.1.1 Proof of Theorem 3.2 with $\alpha = 1$

Note that for $\alpha = 1$, the variance estimators $\widehat{\sigma}_-^2(1, \widetilde{\boldsymbol{\tau}})$ and $\widehat{\sigma}_+^2(1, \widetilde{\boldsymbol{\tau}})$ reduce to

$$\widehat{\sigma}_-^2(1, \widetilde{\boldsymbol{\tau}}) := \frac{1}{|n_-|} \sum_{i \in n_-} [\widehat{\epsilon}_i]^2, \quad \widehat{\sigma}_+^2(1, \widetilde{\boldsymbol{\tau}}) := \frac{1}{|n_+|} \sum_{i \in n_+} [\widehat{\epsilon}_i]^2,$$

where $\widehat{\epsilon}_i$ is defined in (2.18). Moreover, under \mathbf{H}_0 , the change point estimator \widehat{t}_1 can be an arbitrary number which satisfies $\widehat{t}_1 \in [q_0, 1 - q_0]$. We aim to prove both $\widehat{\sigma}_-^2(1, \widetilde{\boldsymbol{\tau}})$ and $\widehat{\sigma}_+^2(1, \widetilde{\boldsymbol{\tau}})$ are consistent. We first consider $\widehat{\sigma}_-^2(1, \widetilde{\boldsymbol{\tau}})$. In fact, by the definition of $Y_i = \epsilon_i + \mathbf{X}_i^\top \boldsymbol{\beta}^{(0)}$, we have:

$$\begin{aligned} & \widehat{\sigma}_-^2(1, \widetilde{\boldsymbol{\tau}}) \\ &= \underbrace{\frac{1}{|n_-|} \sum_{i \in n_-} \epsilon_i^2}_I + \underbrace{(\widehat{\boldsymbol{\beta}}^{(1)} - \boldsymbol{\beta}^{(0)})^\top \frac{1}{|n_-|} \sum_{i \in n_-} \mathbf{X}_i \mathbf{X}_i^\top (\widehat{\boldsymbol{\beta}}^{(1)} - \boldsymbol{\beta}^{(0)})}_{II} \\ & \quad + \underbrace{\frac{2}{|n_-|} \sum_{i \in n_-} \epsilon_i \mathbf{X}_i^\top (\boldsymbol{\beta}^{(0)} - \widehat{\boldsymbol{\beta}}^{(1)})}_{III}. \end{aligned}$$

For I , by Assumption C.2 and according to the law of large numbers, we have $I - \sigma^2 = O_p(\frac{1}{\sqrt{n}})$. For II , similar to the proof of Lemma C.9, under \mathbf{H}_0 and **Assumptions A, B, C.2, E.2 - E.4**, it is not hard to prove: $II = O_p(s \frac{\log(pn)}{n})$. For III , using the Cauchy-Swartz inequality, we have:

$$III \leq 2 \sqrt{\frac{1}{|n_-|} \sum_{i \in n_-} \epsilon_i^2} \times \sqrt{(\widehat{\boldsymbol{\beta}}^{(1)} - \boldsymbol{\beta}^{(0)})^\top \frac{1}{|n_-|} \sum_{i \in n_-} \mathbf{X}_i \mathbf{X}_i^\top (\widehat{\boldsymbol{\beta}}^{(1)} - \boldsymbol{\beta}^{(0)})} = O_p(\sqrt{s \frac{\log(pn)}{n}}).$$

Combining the above results, by Assumption E.2, we have:

$$\widehat{\sigma}_-^2(1, \widetilde{\boldsymbol{\tau}}) - \sigma^2 = O_p(\sqrt{s \frac{\log(pn)}{n}}).$$

With a similar analysis, we can prove that the same bound applies to $\hat{\sigma}_+^2(1, \tilde{\boldsymbol{\tau}}) - \sigma^2$, which yields:

$$|\hat{\sigma}^2(1, \tilde{\boldsymbol{\tau}}) - \sigma^2| = |\hat{t}_1 \times (\hat{\sigma}_-^2(1, \tilde{\boldsymbol{\tau}}) - \sigma^2) + (1 - \hat{t}_1) \times (\hat{\sigma}_+^2(1, \tilde{\boldsymbol{\tau}}) - \sigma^2)| = O_p\left(\sqrt{s \frac{\log(pn)}{n}}\right).$$

D.1.2 Proof of Theorem 3.2 with $\alpha = 0$

Note that for $\alpha = 0$, the true variance has the following explicit form:

$$\sigma^2(0, \tilde{\boldsymbol{\tau}}) := \text{Var}[e_i(\tilde{\boldsymbol{\tau}})] = \frac{1}{K^2} \sum_{k_1=1}^K \sum_{k_2=1}^K \gamma_{k_1 k_2}, \quad \text{with } \gamma_{k_1 k_2} := \min(\tau_{k_1}, \tau_{k_2}) - \tau_{k_1} \tau_{k_2}.$$

In this case, the variance estimators $\hat{\sigma}_-^2(0, \tilde{\boldsymbol{\tau}})$ and $\hat{\sigma}_+^2(0, \tilde{\boldsymbol{\tau}})$ reduce to

$$\hat{\sigma}_-^2(0, \tilde{\boldsymbol{\tau}}) := \frac{1}{|n_-|} \sum_{i \in n_-} [\hat{e}_i(\tilde{\boldsymbol{\tau}})]^2, \quad \hat{\sigma}_+^2(0, \tilde{\boldsymbol{\tau}}) := \frac{1}{|n_+|} \sum_{i \in n_+} [\hat{e}_i(\tilde{\boldsymbol{\tau}})]^2,$$

where $\hat{e}_i(\tilde{\boldsymbol{\tau}}) = K^{-1} \sum_{k=1}^K \hat{e}_i(\tau_k)$ with $\hat{e}_i(\tau_k)$ being defined in (2.19). Let $\tilde{\boldsymbol{\beta}}^{(0)} := ((\boldsymbol{\beta}^{(0)})^\top, (\mathbf{b}^{(0)})^\top)^\top$ be the true parameters under \mathbf{H}_0 and $\tilde{\hat{\boldsymbol{\beta}}}^{(1)} := (\hat{\boldsymbol{\beta}}^{(1)\top}, \hat{\mathbf{b}}^{(1)\top})^\top$ and $\tilde{\hat{\boldsymbol{\beta}}}^{(2)} := (\hat{\boldsymbol{\beta}}^{(2)\top}, \hat{\mathbf{b}}^{(2)\top})^\top$ be the estimators using samples in n_- and n_+ , respectively. Similar to the proof of Lemma C.10, under \mathbf{H}_0 and Assumptions A, D, E.2 - E.4, it is not hard to prove that:

$$\|\tilde{\hat{\boldsymbol{\beta}}}^{(1)} - \tilde{\boldsymbol{\beta}}^{(0)}\|_1 = O_p\left(s \sqrt{\frac{\log(pn)}{n}}\right), \quad \|\tilde{\hat{\boldsymbol{\beta}}}^{(2)} - \tilde{\boldsymbol{\beta}}^{(0)}\|_1 = O_p\left(s \sqrt{\frac{\log(pn)}{n}}\right). \quad (\text{D.1})$$

We first prove the consistency of $\hat{\sigma}_-^2(0, \tilde{\boldsymbol{\tau}})$. For $\hat{e}_i(\tilde{\boldsymbol{\tau}})$ with $i \in n_-$, it has the following decomposition:

$$\hat{e}_i(\tilde{\boldsymbol{\tau}}) = e_i(\tilde{\boldsymbol{\tau}}) + \mathbb{E}[\hat{e}_i(\tilde{\boldsymbol{\tau}}) - e_i(\tilde{\boldsymbol{\tau}})] + \underbrace{\{\hat{e}_i(\tilde{\boldsymbol{\tau}}) - e_i(\tilde{\boldsymbol{\tau}}) - \mathbb{E}[\hat{e}_i(\tilde{\boldsymbol{\tau}}) - e_i(\tilde{\boldsymbol{\tau}})]\}}_{V_i(\tilde{\boldsymbol{\tau}})}, \quad (\text{D.2})$$

where

$$\begin{aligned} e_i(\tilde{\boldsymbol{\tau}}) &:= \frac{1}{K} \sum_{k=1}^K e_i(\tau_k), \quad \text{with } e_i(\tau_k) = \mathbf{1}\{\epsilon_i \leq b_k^{(0)}\} - \tau_k, \\ \mathbb{E}[\hat{e}_i(\tilde{\boldsymbol{\tau}}) - e_i(\tilde{\boldsymbol{\tau}})] &:= \frac{1}{K} \sum_{k=1}^K \mathbb{E}[\hat{e}_i(\tau_k) - e_i(\tau_k)], \\ V_i(\tilde{\boldsymbol{\tau}}) &:= \frac{1}{K} \sum_{k=1}^K V_i(\tau_k), \end{aligned} \quad (\text{D.3})$$

and

$$\begin{aligned} V_i(\tau_k) &= [\mathbf{1}\{Y_i - \hat{b}_k^{(1)} - \mathbf{X}_i^\top \hat{\boldsymbol{\beta}}^{(1)} \leq 0\} - \mathbf{1}\{\epsilon_i \leq b_k^{(0)}\}] \\ &\quad - \mathbb{E}[\mathbf{1}\{Y_i - \hat{b}_k^{(1)} - \mathbf{X}_i^\top \hat{\boldsymbol{\beta}}^{(1)} \leq 0\} - \mathbf{1}\{\epsilon_i \leq b_k^{(0)}\}]. \end{aligned}$$

By Taylor's expansion, for $\mathbb{E}[\widehat{e}_i(\widetilde{\boldsymbol{\tau}}) - e_i(\widetilde{\boldsymbol{\tau}})]$, we can further decompose into two terms:

$$\mathbb{E}[\widehat{e}_i(\widetilde{\boldsymbol{\tau}}) - e_i(\widetilde{\boldsymbol{\tau}})] = \frac{1}{K} \sum_{k=1}^K \mathbb{E}[\widehat{e}_i(\tau_k) - e_i(\tau_k)] = \underbrace{\frac{1}{K} \sum_{k=1}^K M_i^{(1)}(\tau_k)}_{M_i^{(1)}(\widetilde{\boldsymbol{\tau}})} + \underbrace{\frac{1}{K} \sum_{k=1}^K M_i^{(2)}(\tau_k)}_{M_i^{(2)}(\widetilde{\boldsymbol{\tau}})}, \quad (\text{D.4})$$

where

$$\begin{aligned} M_i^{(1)}(\tau_k) &:= f_\epsilon(b_k^{(0)}) (\widehat{b}_k^{(1)} - b_k^{(0)} + \mathbf{X}_i^\top (\widehat{\boldsymbol{\beta}}^{(1)} - \boldsymbol{\beta}^{(0)})), \\ M_i^{(2)}(\tau_k) &:= \frac{1}{2} f'_\epsilon(\xi_{ik}) (\widehat{b}_k^{(1)} - b_k^{(0)} + \mathbf{X}_i^\top (\widehat{\boldsymbol{\beta}}^{(1)} - \boldsymbol{\beta}^{(0)}))^2, \end{aligned} \quad (\text{D.5})$$

with ξ_{ik} being some constant that between $b_k^{(0)}$ and $\widehat{b}_k^{(1)} + \mathbf{X}_i^\top (\widehat{\boldsymbol{\beta}}^{(1)} - \boldsymbol{\beta}^{(0)})$. Hence, based on the above decomposition, for $\widehat{\sigma}_-^2(0, \widetilde{\boldsymbol{\tau}}) - \sigma^2(0, \widetilde{\boldsymbol{\tau}})$, it can be decomposed into ten terms:

$$\widehat{\sigma}_-^2(0, \widetilde{\boldsymbol{\tau}}) - \sigma^2(0, \widetilde{\boldsymbol{\tau}}) = A_1 + \cdots + A_{10},$$

where $A_1 + \cdots + A_{10}$ are defined as:

$$\begin{aligned} A_1 &:= \frac{1}{|n_-|} \sum_{i \in n_-} [e_i(\widetilde{\boldsymbol{\tau}})]^2 - \sigma^2(0, \widetilde{\boldsymbol{\tau}}), \quad A_2 := \frac{1}{|n_-|} \sum_{i \in n_-} [M_i^{(1)}(\widetilde{\boldsymbol{\tau}})]^2 \\ A_3 &:= \frac{1}{|n_-|} \sum_{i \in n_-} [M_i^{(2)}(\widetilde{\boldsymbol{\tau}})]^2, \quad A_4 := \frac{1}{|n_-|} \sum_{i \in n_-} [V_i(\widetilde{\boldsymbol{\tau}})]^2 \\ A_5 &:= \frac{2}{|n_-|} \sum_{i \in n_-} [e_i(\widetilde{\boldsymbol{\tau}}) M_i^{(1)}(\widetilde{\boldsymbol{\tau}})], \quad A_6 := \frac{2}{|n_-|} \sum_{i \in n_-} [e_i(\widetilde{\boldsymbol{\tau}}) M_i^{(2)}(\widetilde{\boldsymbol{\tau}})] \\ A_7 &:= \frac{2}{|n_-|} \sum_{i \in n_-} [e_i(\widetilde{\boldsymbol{\tau}}) V_i(\widetilde{\boldsymbol{\tau}})], \quad A_8 := \frac{2}{|n_-|} \sum_{i \in n_-} [M_i^{(1)}(\widetilde{\boldsymbol{\tau}}) M_i^{(2)}(\widetilde{\boldsymbol{\tau}})] \\ A_9 &:= \frac{2}{|n_-|} \sum_{i \in n_-} [M_i^{(1)}(\widetilde{\boldsymbol{\tau}}) V_i(\widetilde{\boldsymbol{\tau}})], \quad A_{10} := \frac{2}{|n_-|} \sum_{i \in n_-} [M_i^{(2)}(\widetilde{\boldsymbol{\tau}}) V_i(\widetilde{\boldsymbol{\tau}})]. \end{aligned}$$

Next, we consider the above ten terms, respectively. For A_1 , by the law of large numbers, we have $A_1 = O_p(n^{-1/2})$. For A_2 and A_3 , by Assumption A.2 and the bounds in (D.1), we can prove that

$$|A_2| = O_p(\|\widehat{\boldsymbol{\beta}}^{(1)} - \boldsymbol{\beta}^{(0)}\|_1^2), \quad |A_3| = O_p(\|\widehat{\boldsymbol{\beta}}^{(1)} - \boldsymbol{\beta}^{(0)}\|_1^4).$$

For A_4 , similar to the proof in Lemma E.1 but using very tedious modifications, we can prove

$$|A_4| = O_p\left(\|\widehat{\boldsymbol{\beta}}^{(1)} - \boldsymbol{\beta}^{(0)}\|_1^{1/2} \sqrt{s \frac{\log(pn)}{n}}\right) = O_p\left(s \left(\frac{\log(pn)}{n}\right)^{\frac{3}{4}}\right).$$

For $A_5 - A_{10}$, using the obtained bounds and the Cauchy-Swartz inequality, we have:

$$\begin{aligned} |A_5| &= O_p(\|\widehat{\boldsymbol{\beta}}^{(1)} - \widetilde{\boldsymbol{\beta}}^{(0)}\|_1), \quad |A_6| = O_p(\|\widehat{\boldsymbol{\beta}}^{(1)} - \widetilde{\boldsymbol{\beta}}^{(0)}\|_1^2), \\ |A_7| &= O_p\left(\|\widehat{\boldsymbol{\beta}}^{(1)} - \widetilde{\boldsymbol{\beta}}^{(0)}\|_1^{1/4} \left(s \frac{\log(pn)}{n}\right)^{1/4}\right) = O_p\left(s^{1/2} \left(\frac{\log(pn)}{n}\right)^{3/8}\right), \\ |A_8| &= O_p(\|\widehat{\boldsymbol{\beta}}^{(1)} - \widetilde{\boldsymbol{\beta}}^{(0)}\|_1^3), \quad |A_9| = O_p\left(\|\widehat{\boldsymbol{\beta}}^{(1)} - \widetilde{\boldsymbol{\beta}}^{(0)}\|_1^{5/4} \left(s \frac{\log(pn)}{n}\right)^{1/4}\right), \\ |A_{10}| &= O_p\left(\|\widehat{\boldsymbol{\beta}}^{(1)} - \widetilde{\boldsymbol{\beta}}^{(0)}\|_1^{9/4} \left(s \frac{\log(pn)}{n}\right)^{1/4}\right). \end{aligned}$$

By Assumption E.2, we can see that $|A_5|$ and $|A_7|$ dominate the other terms. Hence, we have:

$$\widehat{\sigma}_-^2(0, \widetilde{\boldsymbol{\tau}}) - \sigma^2(0, \widetilde{\boldsymbol{\tau}}) = O_p\left(s \sqrt{\frac{\log(pn)}{n}} \vee s^{1/2} \left(\frac{\log(pn)}{n}\right)^{3/8}\right).$$

With a similar analysis, we can prove the same bound applies to $\widehat{\sigma}_+^2(0, \widetilde{\boldsymbol{\tau}}) - \sigma^2(0, \widetilde{\boldsymbol{\tau}})$, which yields:

$$\begin{aligned} &|\widehat{\sigma}^2(0, \widetilde{\boldsymbol{\tau}}) - \sigma^2(0, \widetilde{\boldsymbol{\tau}})| \\ &= |\widehat{t}_0 \times (\widehat{\sigma}_-^2(0, \widetilde{\boldsymbol{\tau}}) - \sigma^2(0, \widetilde{\boldsymbol{\tau}})) + (1 - \widehat{t}_0) \times (\widehat{\sigma}_+^2(0, \widetilde{\boldsymbol{\tau}}) - \sigma^2(0, \widetilde{\boldsymbol{\tau}}))| \\ &= O_p\left(s \sqrt{\frac{\log(pn)}{n}} \vee s^{1/2} \left(\frac{\log(pn)}{n}\right)^{3/8}\right). \end{aligned}$$

D.1.3 Proof of Theorem 3.2 with $\alpha \in (0, 1)$

Note that for $\alpha \in (0, 1)$, the true variance has the following explicit form:

$$\sigma^2(\alpha, \widetilde{\boldsymbol{\tau}}) = (1 - \alpha)^2 \mathbb{E}[e_i^2(\widetilde{\boldsymbol{\tau}})] + \alpha^2 \sigma^2 - 2\alpha(1 - \alpha) \mathbb{E}[e_i(\widetilde{\boldsymbol{\tau}})\epsilon_i].$$

In this case, the variance estimators $\widehat{\sigma}_-^2(\alpha, \widetilde{\boldsymbol{\tau}})$ and $\widehat{\sigma}_+^2(\alpha, \widetilde{\boldsymbol{\tau}})$ reduce to

$$\widehat{\sigma}_-^2(\alpha, \widetilde{\boldsymbol{\tau}}) := \frac{1}{|n_-|} \sum_{i \in n_-} [(1 - \alpha)\widehat{e}_i(\widetilde{\boldsymbol{\tau}}) - \alpha\widehat{\epsilon}_i]^2, \quad \widehat{\sigma}_+^2(\alpha, \widetilde{\boldsymbol{\tau}}) := \frac{1}{|n_+|} \sum_{i \in n_+} [(1 - \alpha)\widehat{e}_i(\widetilde{\boldsymbol{\tau}}) - \alpha\widehat{\epsilon}_i]^2,$$

where \widehat{e}_i is defined in (2.18) and $\widehat{e}_i(\widetilde{\boldsymbol{\tau}}) = K^{-1} \sum_{k=1}^K \widehat{e}_i(\tau_k)$ with $\widehat{e}_i(\tau_k)$ being defined in (2.19). Recall $\widetilde{\boldsymbol{\beta}}^{(0)} := ((\boldsymbol{\beta}^{(0)})^\top, (\mathbf{b}^{(0)})^\top)^\top$ are the true parameters under \mathbf{H}_0 , and $\widetilde{\boldsymbol{\beta}}^{(1)} := (\widehat{\boldsymbol{\beta}}^{(1)})^\top, \widehat{\mathbf{b}}^{(1)})^\top)^\top$ as well as $\widetilde{\boldsymbol{\beta}}^{(2)} := (\widehat{\boldsymbol{\beta}}^{(2)})^\top, \widehat{\mathbf{b}}^{(1)})^\top)^\top$ are the estimators using samples in n_- and n_+ , respectively. Similar to the proof of Lemma C.11, under \mathbf{H}_0 and **Assumptions A, B, C.2, D, E.2 - E.4**

, it is not hard to prove that:

$$\begin{aligned}
\|\widehat{\boldsymbol{\beta}}^{(1)} - \boldsymbol{\beta}^{(0)}\|_1 &= O_p(s\sqrt{\frac{\log(pn)}{n}}), \quad \|\widehat{\boldsymbol{\beta}}^{(2)} - \boldsymbol{\beta}^{(0)}\|_1 = O_p(s\sqrt{\frac{\log(pn)}{n}}), \\
(\widehat{\boldsymbol{\beta}}^{(1)} - \boldsymbol{\beta}^{(0)})^\top \frac{1}{|n_-|} \sum_{i \in n_-} \mathbf{X}_i \mathbf{X}_i^\top (\widehat{\boldsymbol{\beta}}^{(1)} - \boldsymbol{\beta}^{(0)}) &= O_p(s\frac{\log(pn)}{n}), \\
(\widehat{\boldsymbol{\beta}}^{(2)} - \boldsymbol{\beta}^{(0)})^\top \frac{1}{|n_+|} \sum_{i \in n_+} \mathbf{X}_i \mathbf{X}_i^\top (\widehat{\boldsymbol{\beta}}^{(2)} - \boldsymbol{\beta}^{(0)}) &= O_p(s\frac{\log(pn)}{n}).
\end{aligned} \tag{D.6}$$

We first prove the consistency of $\widehat{\sigma}_-^2(\alpha, \widetilde{\boldsymbol{\tau}})$. For $\widehat{\sigma}_-^2(\alpha, \widetilde{\boldsymbol{\tau}}) - \sigma^2(\alpha, \widetilde{\boldsymbol{\tau}})$, it can be decomposed into three terms:

$$\begin{aligned}
&\widehat{\sigma}_-^2(\alpha, \widetilde{\boldsymbol{\tau}}) - \sigma^2(\alpha, \widetilde{\boldsymbol{\tau}}) \\
&= (1 - \alpha)^2 \underbrace{\frac{1}{|n_-|} \sum_{i \in n_-} (\widehat{e}_i(\widetilde{\boldsymbol{\tau}})^2 - \mathbb{E}[e_i^2(\widetilde{\boldsymbol{\tau}})])}_A + \alpha^2 \underbrace{\frac{1}{|n_-|} \sum_{i \in n_-} (\widehat{\epsilon}_i^2 - \sigma^2)}_B \\
&\quad - 2\alpha(1 - \alpha) \underbrace{\frac{1}{|n_-|} \sum_{i \in n_-} (\widehat{e}_i(\widetilde{\boldsymbol{\tau}})\widehat{\epsilon}_i - \mathbb{E}[e_i(\widetilde{\boldsymbol{\tau}})\epsilon_i])}_C.
\end{aligned} \tag{D.7}$$

Next, we consider the three terms A , B , and C , respectively. For B , using the bounds obtained in Section D.1.1, we have: $B = O_p(\sqrt{s\frac{\log(pn)}{n}})$. For A , using the bounds in Section D.1.2, we have:

$$A = O_p\left(s\sqrt{\frac{\log(pn)}{n}} \vee s^{\frac{1}{2}}\left(\frac{\log(pn)}{n}\right)^{\frac{3}{8}}\right).$$

Next, we consider C . By the decomposition of $e_i(\widetilde{\boldsymbol{\tau}})$ in (D.3) and the fact that $\widehat{\epsilon}_i = \epsilon_i + \widehat{\epsilon}_i - \epsilon_i$, we can decompose C into eight terms:

$$\frac{1}{|n_-|} \sum_{i \in n_-} (\widehat{e}_i(\widetilde{\boldsymbol{\tau}})\widehat{\epsilon}_i - \mathbb{E}[e_i(\widetilde{\boldsymbol{\tau}})\epsilon_i]) = C_1 + \cdots + C_8,$$

where

$$\begin{aligned}
C_1 &= \frac{1}{|n_-|} \sum_{i \in n_-} (e_i(\widetilde{\boldsymbol{\tau}})\epsilon_i - \mathbb{E}[e_i(\widetilde{\boldsymbol{\tau}})\epsilon_i]) & C_2 &= \frac{1}{|n_-|} \sum_{i \in n_-} M_i^{(1)}(\widetilde{\boldsymbol{\tau}})\epsilon_i, \\
C_3 &= \frac{1}{|n_-|} \sum_{i \in n_-} M_i^{(2)}(\widetilde{\boldsymbol{\tau}})\epsilon_i, & C_4 &= \frac{1}{|n_-|} \sum_{i \in n_-} V_i(\widetilde{\boldsymbol{\tau}})\epsilon_i, \\
C_5 &= \frac{1}{|n_-|} \sum_{i \in n_-} e_i(\widetilde{\boldsymbol{\tau}})(\widehat{\epsilon}_i - \epsilon_i), & C_6 &= \frac{1}{|n_-|} \sum_{i \in n_-} M_i^{(1)}(\widetilde{\boldsymbol{\tau}})(\widehat{\epsilon}_i - \epsilon_i), \\
C_7 &= \frac{1}{|n_-|} \sum_{i \in n_-} M_i^{(2)}(\widetilde{\boldsymbol{\tau}})(\widehat{\epsilon}_i - \epsilon_i), & C_8 &= \frac{1}{|n_-|} \sum_{i \in n_-} V_i(\widetilde{\boldsymbol{\tau}})(\widehat{\epsilon}_i - \epsilon_i).
\end{aligned}$$

For C_1 , by the law of large numbers, we have $C_1 = O_p(n^{-1/2})$. Note that using the bounds in (D.6), with a very similar proof techniques as in Sections D.1.1 and D.1.2, we can prove:

$$\begin{aligned} \frac{1}{|n_-|} \sum_{i \in n_-} [M_i^{(1)}(\tilde{\tau})]^2 &= O_p(\|\widehat{\beta}^{(1)} - \beta^{(0)}\|_1^2), & \frac{1}{|n_-|} \sum_{i \in n_-} [M_i^{(2)}(\tilde{\tau})]^2 &= O_p(\|\widehat{\beta}^{(1)} - \beta^{(0)}\|_1^4), \\ \frac{1}{|n_-|} \sum_{i \in n_-} [V_i(\tilde{\tau})]^2 &= O_p\left(\|\widehat{\beta}^{(1)} - \beta^{(0)}\|_1^{1/2} \sqrt{s \frac{\log(pn)}{n}}\right) = O_p\left(s \left(\frac{\log(pn)}{n}\right)^{\frac{3}{4}}\right), \\ \frac{1}{|n_-|} \sum_{i \in n_-} [\widehat{\epsilon}_i - \epsilon_i]^2 &= O_p\left(s \frac{\log(pn)}{n}\right). \end{aligned}$$

Hence, for $C_2 - C_8$ using the above bounds and the Cauchy-Swartz inequality, it is not hard to see that C_2 and C_4 dominate the other terms. Specifically, we have:

$$|C_2| \leq \sqrt{\frac{1}{|n_-|} \sum_{i \in n_-} \epsilon_i^2} \times \sqrt{\frac{1}{|n_-|} \sum_{i \in n_-} [M_i^{(1)}(\tilde{\tau})]^2} = O_p\left(s \sqrt{\frac{\log(pn)}{n}}\right),$$

and

$$|C_4| \leq \sqrt{\frac{1}{|n_-|} \sum_{i \in n_-} \epsilon_i^2} \times \sqrt{\frac{1}{|n_-|} \sum_{i \in n_-} [V_i(\tilde{\tau})]^2} = O_p\left(s^{\frac{1}{2}} \left(\frac{\log(pn)}{n}\right)^{\frac{3}{8}}\right),$$

which implies

$$C = O_p\left(s \sqrt{\frac{\log(pn)}{n}} \vee s^{\frac{1}{2}} \left(\frac{\log(pn)}{n}\right)^{\frac{3}{8}}\right).$$

Lastly, combining (D.7) and the obtained upper bounds for A, B and C , we have

$$\widehat{\sigma}_-^2(\alpha, \tilde{\tau}) - \sigma^2(\alpha, \tilde{\tau}) = O_p\left(s \sqrt{\frac{\log(pn)}{n}} \vee s^{\frac{1}{2}} \left(\frac{\log(pn)}{n}\right)^{\frac{3}{8}}\right).$$

With a similar analysis, we can prove the same bound applies to $\widehat{\sigma}_+^2(\alpha, \tilde{\tau}) - \sigma^2(\alpha, \tilde{\tau})$, which yields:

$$|\widehat{\sigma}^2(\alpha, \tilde{\tau}) - \sigma^2(\alpha, \tilde{\tau})| = O_p\left(s \sqrt{\frac{\log(pn)}{n}} \vee s^{\frac{1}{2}} \left(\frac{\log(pn)}{n}\right)^{\frac{3}{8}}\right).$$

D.2 Proof of Theorem 3.3

In this section, we prove the Gaussian approximation results under \mathbf{H}_0 , which are given in Sections D.2.1 - D.2.3, respectively. For simplicity, we will omit the subscript α whenever needed.

D.2.1 Gaussian approximation for $\alpha = 1$

Proof. In this section, we give the size results for $\alpha = 1$. Note that in this case, our individual based test statistic T_1 reduces to the least squared based score typed test statistic. Let $\mathbf{z}(\mathbf{x}, y; \beta) = \mathbf{x}(y - \mathbf{x}^\top \beta) := -S_1(y, \mathbf{x}; \tilde{\tau}, \mathbf{b}, \beta)$ be the negative score for the ℓ_2 -loss. Let

$\mathbf{Z}_i(\mathbf{X}_i, Y_i; \boldsymbol{\beta}) = \mathbf{X}_i(Y_i - \mathbf{X}_i^\top \boldsymbol{\beta})$ be the sample version. In this section, we aim to prove:

$$\sup_{z \in (0, \infty)} |\mathbb{P}(T_1 \leq z) - \mathbb{P}(T_1^b \leq z | \mathcal{X})| = o_p(1), \text{ as } n, p \rightarrow \infty. \quad (\text{D.8})$$

The proof proceeds into three steps.

Step 1: Decomposition of T_1 . Note that for $\alpha = 1$, the score based CUSUM process reduces to:

$$\mathbf{C}_1(t) = \frac{1}{\sqrt{n\hat{\sigma}(1, \tilde{\boldsymbol{\tau}})}} \left(\sum_{i=1}^{\lfloor nt \rfloor} \mathbf{Z}_i(\mathbf{X}_i, Y_i; \hat{\boldsymbol{\beta}}) - \frac{\lfloor nt \rfloor}{n} \sum_{i=1}^n \mathbf{Z}_i(\mathbf{X}_i, Y_i; \hat{\boldsymbol{\beta}}) \right), \quad (\text{D.9})$$

where $\hat{\boldsymbol{\beta}}$ is the lasso estimator defined in (2.8) and $\hat{\sigma}(\alpha, \tilde{\boldsymbol{\tau}})$ is the variance estimator defined in (2.20). By definition, we have $T_1 = \max_{q_0 \leq t \leq 1 - q_0} \|\mathbf{C}_1(t)\|_{(s_0, 2)}$. Replacing $\hat{\boldsymbol{\beta}}$ by $\boldsymbol{\beta}^{(0)}$ in $\mathbf{C}_1(t)$, we have:

$$\mathbf{C}_1(t) = \mathbf{C}_1^I(t) + \mathbf{C}_1^{II}(t),$$

where $\mathbf{C}_1^I(t)$ and $\mathbf{C}_1^{II}(t)$ are defined as

$$\begin{aligned} \mathbf{C}_1^I(t) &= \frac{1}{\sqrt{n\hat{\sigma}(1, \tilde{\boldsymbol{\tau}})}} \left(\sum_{i=1}^{\lfloor nt \rfloor} \mathbf{X}_i \epsilon_i - \frac{\lfloor nt \rfloor}{n} \sum_{i=1}^n \mathbf{X}_i \epsilon_i \right), \\ \mathbf{C}_1^{II}(t) &= \frac{1}{\sqrt{n\hat{\sigma}(1, \tilde{\boldsymbol{\tau}})}} \left(\sum_{i=1}^{\lfloor nt \rfloor} \mathbf{X}_i \mathbf{X}_i^\top (\boldsymbol{\beta}^{(0)} - \hat{\boldsymbol{\beta}}) - \frac{\lfloor nt \rfloor}{n} \sum_{i=1}^n \mathbf{X}_i \mathbf{X}_i^\top (\boldsymbol{\beta}^{(0)} - \hat{\boldsymbol{\beta}}) \right). \end{aligned} \quad (\text{D.10})$$

Note that we can regard $\mathbf{C}_1^I(t)$ as the leading term of $\mathbf{C}_1(t)$ and $\mathbf{C}_1^{II}(t)$ as the residual term. Moreover, replacing $\hat{\sigma}(1, \tilde{\boldsymbol{\tau}})$ by $\sigma^2 := \text{Var}(\epsilon)$ in $\mathbf{C}_1^I(t)$, we can define the oracle leading term as:

$$\tilde{\mathbf{C}}_1^I(t) = \frac{1}{\sqrt{n\sigma}} \left(\sum_{i=1}^{\lfloor nt \rfloor} \mathbf{X}_i \epsilon_i - \frac{\lfloor nt \rfloor}{n} \sum_{i=1}^n \mathbf{X}_i \epsilon_i \right). \quad (\text{D.11})$$

The following Lemma D.1 shows that we can approximate T_1 by $\tilde{\mathbf{C}}_1^I(t)$ in terms of the $(s_0, 2)$ -norm. The proof of Lemma D.1 is provided in Section E.1.

Lemma D.1. Assume Assumptions A, B, C.2, E.2-E.4 hold. Under \mathbf{H}_0 , we have

$$\mathbb{P}\left(\max_{q_0 \leq t \leq 1 - q_0} \|\mathbf{C}_1(t) - \tilde{\mathbf{C}}_1^I(t)\|_{(s_0, 2)} \geq \epsilon \right) = o(1), \quad (\text{D.12})$$

where $\epsilon := C s_0^{1/2} s M^2 \log(p) / \sqrt{n}$ for some big enough universal constant $C > 0$.

Step 2: Gaussian approximation for the oracle leading term. By Lemma D.1, we only need to consider Gaussian approximation for the process $\{\tilde{\mathbf{C}}_1^I(t), q_0 \leq t \leq 1 - q_0\}$. Recall the bootstrap based CUSUM process for $\alpha = 1$ as:

$$\mathbf{C}_1^b(t) = \frac{1}{\sqrt{n}} \left(\sum_{i=1}^{\lfloor nt \rfloor} \mathbf{X}_i e_i^b - \frac{\lfloor nt \rfloor}{n} \sum_{i=1}^n \mathbf{X}_i e_i^b \right), \quad (\text{D.13})$$

where $e_i^b \sim N(0, 1)$. By definition, the bootstrap based testing statistic is

$$T_1^b = \max_{q_0 \leq t \leq 1 - q_0} \|\mathbf{C}_1^b(t)\|_{(s_0, 2)}.$$

Let $\mathbf{Z}_i = (Z_{i1}, \dots, Z_{ip})^\top$ with $Z_{ij} := X_{ij} \epsilon_i / \sigma$ and $\mathbf{G}_i = (G_{i1}, \dots, G_{ip})^\top$ with $\mathbf{G}_i \sim N(\mathbf{0}, \boldsymbol{\Sigma})$

where $\Sigma = \text{Cov}(\mathbf{X}_1)$. It is easy to see that \mathbf{G}_i has the same covariance matrix as \mathbf{Z}_i . Define

$$\mathbf{C}_1^{\mathbf{G}}(t) = \frac{1}{\sqrt{n}} \left(\sum_{i=1}^{\lfloor nt \rfloor} \mathbf{G}_i - \frac{\lfloor nt \rfloor}{n} \sum_{i=1}^n \mathbf{G}_i \right), \quad \text{and} \quad T_1^{\mathbf{G}} = \max_{q_0 \leq t \leq 1-q_0} \|\mathbf{C}_1^{\mathbf{G}}(t)\|_{(s_0,2)}.$$

By **Assumptions A, C, E.1**, we can verify that the Conditions **(M1) - (M3)** in Lemma C.6 hold. Hence, by Lemma C.6, we can prove

$$\sup_{z \in (0, \infty)} \left| \mathbb{P} \left(\max_{q_0 \leq t \leq 1-q_0} \|\tilde{\mathbf{C}}_1^I\|_{(s_0,2)} \leq z \right) - \mathbb{P}(T_1^{\mathbf{G}} \leq z) \right| \leq n^{-\xi_0}, \quad \text{for some } \xi_0 > 0. \quad (\text{D.14})$$

Next, we aim to approximate $T_1^b | \mathcal{X}$ by $T_1^{\mathbf{G}}$. The result is based on the following Lemma D.2.

Lemma D.2. Suppose **Assumptions A, E.1** are satisfied. Then, under \mathbf{H}_0 , we have

$$\sup_{z \in (0, \infty)} \left| \mathbb{P} \left(\max_{q_0 \leq t \leq 1-q_0} \|\mathbf{C}_1^{\mathbf{G}}(t)\|_{(s_0,2)} > z \right) - \mathbb{P} \left(\max_{q_0 \leq t \leq 1-q_0} \|\mathbf{C}_1^b(t)\|_{(s_0,2)} > z | \mathcal{X} \right) \right| = o_p(1).$$

Hence, based on Lemma D.2, we show that the two Gaussian processes $\mathbf{C}_1^{\mathbf{G}}(t)$ and $\mathbf{C}^b(t) | \mathcal{X}$ with $q_0 \leq t \leq 1 - q_0$ can be uniformly close to each other with the $(s_0, 2)$ -norm. The proof of Lemma D.2 is provided in Section E.2.

Step 3: Combining the previous results. In this step, we aim to combine the previous two steps for proving:

$$\sup_{z \in (0, \infty)} \left| \mathbb{P}(T_1 \leq z) - \mathbb{P}(T_1^b \leq z | \mathcal{X}) \right| = o_p(1), \quad \text{as } n, p \rightarrow \infty. \quad (\text{D.15})$$

In particular, we need to obtain the upper and lower bounds of ρ_0 , where

$$\rho_0 := \mathbb{P}(T_1 > z) - \mathbb{P}(T_1^b > z | \mathcal{X}). \quad (\text{D.16})$$

We first consider the upper bound. Note that $T_1 = \max_{t \in [q_0, 1-q_0]} \|\mathbf{C}_1(t)\|_{(s_0,2)}$. By plugging $\tilde{\mathbf{C}}_1^I(t)$ in T_1 and using the triangle inequality of $\|\cdot\|_{(s_0,2)}$, we have

$$\mathbb{P}(T_1 > z) \leq \mathbb{P} \left(\max_{t \in [q_0, 1-q_0]} \|\tilde{\mathbf{C}}_1^I(t)\|_{(s_0,2)} > z - \epsilon \right) + \rho_1, \quad (\text{D.17})$$

where $\rho_1 := \mathbb{P} \left(\max_{t \in [q_0, 1-q_0]} \|\mathbf{C}_1(t) - \tilde{\mathbf{C}}_1^I(t)\|_{(s_0,2)} > \epsilon \right)$. By Lemma D.1, we have $\rho_1 = o(1)$. For $\mathbb{P}(\max_{q_0 \leq t \leq 1-q_0} \|\tilde{\mathbf{C}}_1^I(t)\|_{(s_0,2)} \geq z - \epsilon)$, by the triangle inequality, we have

$$\mathbb{P} \left(\max_{q_0 \leq t \leq 1-q_0} \|\tilde{\mathbf{C}}_1^I(t)\|_{(s_0,2)} \geq z - \epsilon \right) \leq \mathbb{P} \left(\max_{q_0 \leq t \leq 1-q_0} \|\mathbf{C}_1^{\mathbf{G}}(t)\|_{(s_0,2)} \geq z - \epsilon \right) + \rho_2, \quad (\text{D.18})$$

where

$$\rho_2 = \max_{x > 0} \left| \mathbb{P} \left(\max_{q_0 \leq t \leq 1-q_0} \|\mathbf{C}_1^{\mathbf{G}}(t)\|_{(s_0,2)} > x \right) - \mathbb{P} \left(\max_{q_0 \leq t \leq 1-q_0} \|\tilde{\mathbf{C}}_1^I(t)\|_{(s_0,2)} > x \right) \right|.$$

By Lemma C.6, we have $\rho_2 \leq Cn^{-\zeta_0}$. Therefore, by (D.17) and (D.18), we have proved that

$$\mathbb{P} \left(\max_{q_0 \leq t \leq 1-q_0} \|\mathbf{C}_1(t)\|_{(s_0,2)} \geq z \right) \leq \underbrace{\mathbb{P} \left(\max_{q_0 \leq t \leq 1-q_0} \|\mathbf{C}_1^{\mathbf{G}}(t)\|_{(s_0,2)} \geq z - \epsilon \right)}_{\rho_3} + o(1). \quad (\text{D.19})$$

We next consider ρ_3 . We decompose ρ_3 as $\rho_3 = \rho_4 + \rho_5$, where ρ_4 and ρ_5 are defined as

$$\rho_4 = \mathbb{P}(z - \epsilon \leq \max_{q_0 \leq t \leq 1 - q_0} \|\mathbf{C}_1^{\mathbf{G}}(t)\|_{(s_0, 2)} \leq z), \quad \rho_5 = \mathbb{P}(\max_{q_0 \leq t \leq 1 - q_0} \|\mathbf{C}_1^{\mathbf{G}}(t)\|_{(s_0, 2)} \geq z).$$

By Lemmas C.4 and C.5, we can show that $\rho_4 = o(1)$. For ρ_5 , we have

$$\mathbb{P}(\max_{q_0 \leq t \leq 1 - q_0} \|\mathbf{C}_1^{\mathbf{G}}(t)\|_{(s_0, 2)} \geq z) \leq \mathbb{P}(\max_{q_0 \leq t \leq 1 - q_0} \|\mathbf{C}_1^b(t)\|_{(s_0, 2)} \geq z | \mathcal{X}) + \rho_6, \quad (\text{D.20})$$

where

$$\rho_6 = \sup_{z \in (0, \infty)} |\mathbb{P}(\max_{q_0 \leq t \leq 1 - q_0} \|\mathbf{C}_1^{\mathbf{G}}(t)\|_{(s_0, 2)} > z) - \mathbb{P}(\max_{q_0 \leq t \leq 1 - q_0} \|\mathbf{C}_1^b(t)\|_{(s_0, 2)} > z | \mathcal{X})|.$$

By Lemma D.2, we have $\rho_6 = o_p(1)$. Therefore, by (D.17) – (D.20), we have proved

$$\mathbb{P}(T_1 \geq z) - \mathbb{P}(T_1^b \geq z | \mathcal{X}) = o_p(1),$$

uniformly for $z > 0$. Similarly, we can obtain the lower bound and prove that

$$\sup_{z \in (0, \infty)} |\mathbb{P}(T_1 \geq z) - \mathbb{P}(T_1^b \geq z | \mathcal{X})| = o_p(1),$$

which finishes the proof of Theorem 3.3 for the individual test with $\alpha = 1$. \square

D.2.2 Gaussian approximation for $\alpha = 0$

Proof. In this section, we give the size results for $\alpha = 0$. Recall $0 < \tau_1 < \dots < \tau_K < 1$ are user-specified K quantile levels. Let $\tilde{\boldsymbol{\tau}} := (\tau_1, \dots, \tau_K)^\top$ and $\mathbf{b} = (b_1, \dots, b_K)^\top$. Note that in this case, our individual based test statistic T_0 reduces to composite quantile loss based score typed test statistic. Define the score function as:

$$z(\mathbf{x}, y; \tilde{\boldsymbol{\tau}}, \mathbf{b}, \boldsymbol{\beta}) := \frac{1}{K} \sum_{k=1}^K \mathbf{x} (\mathbf{1}\{y - b_k - \mathbf{x}^\top \boldsymbol{\beta} \leq 0\} - \tau_k), \quad (\text{D.21})$$

and $Z(\mathbf{X}_i, Y_i; \tilde{\boldsymbol{\tau}}, \mathbf{b}, \boldsymbol{\beta})$ as its sample version. For $\alpha = 0$, we aim to prove:

$$\sup_{z \in (0, \infty)} |\mathbb{P}(T_0 \leq z) - \mathbb{P}(T_0^b \leq z | \mathcal{X})| = o_p(1), \quad \text{as } n, p \rightarrow \infty. \quad (\text{D.22})$$

The proof proceeds into three steps.

Note that for $\alpha = 0$, the score based CUSUM process reduces to:

$$\mathbf{C}_0(t) = \frac{1}{\sqrt{n\hat{\sigma}(\alpha, \tilde{\boldsymbol{\tau}})}} \left(\sum_{i=1}^{\lfloor nt \rfloor} \mathbf{Z}(\mathbf{X}_i, Y_i; \tilde{\boldsymbol{\tau}}, \hat{\mathbf{b}}, \hat{\boldsymbol{\beta}}) - \frac{\lfloor nt \rfloor}{n} \sum_{i=1}^n \mathbf{Z}(\mathbf{X}_i, Y_i; \tilde{\boldsymbol{\tau}}, \hat{\mathbf{b}}, \hat{\boldsymbol{\beta}}) \right), \quad (\text{D.23})$$

where $\hat{\mathbf{b}}$ and $\hat{\boldsymbol{\beta}}$ are the lasso estimators defined in (2.8), and $\hat{\sigma}(\alpha, \tilde{\boldsymbol{\tau}})$ is the variance estimator defined in (2.20). By definition of T_0 , we have $T_0 = \max_{q_0 \leq t \leq 1 - q_0} \|\mathbf{C}_0(t)\|_{(s_0, 2)}$. Before the proof,

we need some notations. Let $\boldsymbol{\Delta} = \boldsymbol{\beta} - \boldsymbol{\beta}^{(0)} \in \mathbb{R}^p$, $\boldsymbol{\delta} = \mathbf{b} - \mathbf{b}^{(0)} \in \mathbb{R}^K$, $\delta_k = b_k - b_k^{(0)} \in \mathbb{R}^1$, $\underline{\boldsymbol{\Delta}}_k = (\boldsymbol{\Delta}^\top, \delta_k)^\top \in \mathbb{R}^{p+1}$, and $\underline{\boldsymbol{\Delta}} = (\boldsymbol{\Delta}^\top, \boldsymbol{\delta}^\top)^\top \in \mathbb{R}^{p+K}$. Accordingly, we define $\underline{\hat{\boldsymbol{\Delta}}}$, $\underline{\hat{\boldsymbol{\delta}}}$, $\underline{\hat{\delta}}_k$, $\underline{\hat{\boldsymbol{\Delta}}}_k$, $\underline{\hat{\boldsymbol{\Delta}}}$ by using the corresponding estimators. Moreover, we define $\underline{\mathbf{X}}_i = (\mathbf{X}_i^\top, 1)^\top \in \mathbb{R}^{p+1}$

or $\underline{\mathbf{X}}_i = (\mathbf{X}_i^\top, \mathbf{1}_K)^\top \in \mathbb{R}^{p+K}$ whenever it is used, where $\mathbf{1}_K$ is an \mathbb{R}^K dimensional vector with elements being 1s. By the definition of $Y_i = \mathbf{X}_i^\top \boldsymbol{\beta}^{(0)} + \epsilon_i$, we have $Y_i \leq b_k + \mathbf{X}_i^\top \boldsymbol{\beta}$ which is equal to $\epsilon_i \leq \underline{\mathbf{X}}_i^\top \underline{\boldsymbol{\Delta}}_k + b_k^{(0)}$. Hence, by replacing $\widehat{\boldsymbol{\beta}}$ by $\boldsymbol{\beta}^{(0)}$ and $\widehat{\mathbf{b}}$ by $\mathbf{b}^{(0)}$ in $\mathbf{C}_0(t)$, we have the following decomposition:

$$\mathbf{C}_0(t) = \mathbf{C}_0^I(t) + \mathbf{C}_0^{II}(t), \quad (\text{D.24})$$

where $\mathbf{C}_0^I(t)$ and $\mathbf{C}_0^{II}(t)$ are defined as

$$\begin{aligned} \mathbf{C}_0^I(t) &= \frac{1}{\sqrt{n\widehat{\sigma}(\alpha, \widetilde{\boldsymbol{\tau}})}} \left(\sum_{i=1}^{\lfloor nt \rfloor} \mathbf{X}_i e_i(\widetilde{\boldsymbol{\tau}}) - \frac{\lfloor nt \rfloor}{n} \sum_{i=1}^n \mathbf{X}_i e_i(\widetilde{\boldsymbol{\tau}}) \right), \\ \mathbf{C}_0^{II}(t) &= \frac{1}{\sqrt{n\widehat{\sigma}(\alpha, \widetilde{\boldsymbol{\tau}})}} \left(\sum_{i=1}^{\lfloor nt \rfloor} \frac{1}{K} \sum_{k=1}^K \mathbf{X}_i (\mathbf{1}\{\epsilon_i \leq \underline{\mathbf{X}}_i^\top \widehat{\boldsymbol{\Delta}}_k + b_k^{(0)}\} - \mathbf{1}\{\epsilon_i \leq b_k^{(0)}\}) \right. \\ &\quad \left. - \frac{\lfloor nt \rfloor}{n} \sum_{i=1}^n \frac{1}{K} \sum_{k=1}^K \mathbf{X}_i (\mathbf{1}\{\epsilon_i \leq \underline{\mathbf{X}}_i^\top \widehat{\boldsymbol{\Delta}}_k + b_k^{(0)}\} - \mathbf{1}\{\epsilon_i \leq b_k^{(0)}\}) \right), \end{aligned} \quad (\text{D.25})$$

where $e_i(\widetilde{\boldsymbol{\tau}}) := \frac{1}{K} \sum_{k=1}^K (\mathbf{1}\{\epsilon_i \leq b_k^{(0)}\} - \tau_k) := \frac{1}{K} \sum_{k=1}^K e_i(\tau_k)$ be a random sample satisfying

$$\mathbb{E}[e_i(\widetilde{\boldsymbol{\tau}})] = 0 \quad \text{and} \quad \text{Var}[e_i(\widetilde{\boldsymbol{\tau}})] = \frac{1}{K^2} \sum_{k_1=1}^K \sum_{k_2=1}^K \gamma_{k_1 k_2} \quad (\text{D.26})$$

with $\gamma_{k_1 k_2} := \min(\tau_{k_1}, \tau_{k_2}) - \tau_{k_1} \tau_{k_2}$ for $\tau_{k_1}, \tau_{k_2} \in (0, 1)$. Under this decomposition, we can regard $\mathbf{C}_0^I(t)$ as the leading term of $\mathbf{C}_0(t)$ and $\mathbf{C}_0^{II}(t)$ as the residual term. Moreover, replacing $\widehat{\sigma}(\alpha, \widetilde{\boldsymbol{\tau}})$ by $\sigma^2 := \text{Var}(e_i(\widetilde{\boldsymbol{\tau}}))$ in $\mathbf{C}_0^I(t)$, we can define the oracle leading term as:

$$\widetilde{\mathbf{C}}_0^I(t) = \frac{1}{\sqrt{n\sigma}} \left(\sum_{i=1}^{\lfloor nt \rfloor} \mathbf{X}_i e_i(\widetilde{\boldsymbol{\tau}}) - \frac{\lfloor nt \rfloor}{n} \sum_{i=1}^n \mathbf{X}_i e_i(\widetilde{\boldsymbol{\tau}}) \right). \quad (\text{D.27})$$

The following Lemma D.3 shows that we can approximate T_0 by $\widetilde{\mathbf{C}}_1^0(t)$ in terms of $(s_0, 2)$ -norm. The proof of Lemma D.3 is provided in Section E.3.

Lemma D.3. Assume **Assumptions A, D, E.2-E.4** hold. Under \mathbf{H}_0 , we have

$$\mathbb{P} \left(\max_{q_0 \leq t \leq 1 - q_0} \|\mathbf{C}_0(t) - \widetilde{\mathbf{C}}_0^I(t)\|_{(s_0, 2)} \geq \epsilon \right) = o(1), \quad (\text{D.28})$$

where $\epsilon := CM^2 s_0^{1/2} (s \log(pn))^{3/4} / n^{1/4}$ for some big enough universal constant $C > 0$.

Note that for the case of $\alpha = 0$, the error term $\epsilon_i(\widetilde{\boldsymbol{\tau}})$ is bounded random variables, which satisfies the assumptions in Lemma C.6 trivially. Hence, by Lemma D.3, Lemma C.6, and using similar arguments of Steps 2 and 3 in Section D.2.1, we finish the proof of Theorem 3.3. \square

D.2.3 Gaussian approximation for $\alpha \in (0, 1)$

Proof. In this section, we give the size results for $\alpha \in (0, 1)$. Recall $0 < \tau_1 < \dots < \tau_K < 1$ are user-specified K quantile levels. Let $\widetilde{\boldsymbol{\tau}} := (\tau_1, \dots, \tau_K)^\top$ and $\mathbf{b} = (b_1, \dots, b_K)^\top$. For $\alpha \in (0, 1)$, define the score function as:

$$z(\mathbf{x}, y; \widetilde{\boldsymbol{\tau}}, \mathbf{b}, \boldsymbol{\beta}) := (1 - \alpha) \frac{1}{K} \sum_{k=1}^K \mathbf{x} (\mathbf{1}\{y - b_k - \mathbf{x}^\top \boldsymbol{\beta} \leq 0\} - \tau_k) - \alpha \mathbf{x} (y - \mathbf{x}^\top \boldsymbol{\beta}), \quad (\text{D.29})$$

and $Z(\mathbf{X}_i, Y_i; \tilde{\boldsymbol{\tau}}, \mathbf{b}, \boldsymbol{\beta})$ as its sample version. For $\alpha \in (0, 1)$, we aim to prove:

$$\sup_{z \in (0, \infty)} |\mathbb{P}(T_\alpha \leq z) - \mathbb{P}(T_\alpha^b \leq z | \mathcal{X})| = o_p(1), \text{ as } n, p \rightarrow \infty. \quad (\text{D.30})$$

Note that for $\alpha \in (0, 1)$, the score based CUSUM process reduces to:

$$\mathbf{C}_\alpha(t) = \frac{1}{\sqrt{n\hat{\sigma}(\alpha, \tilde{\boldsymbol{\tau}})}} \left(\sum_{i=1}^{\lfloor nt \rfloor} \mathbf{Z}(\mathbf{X}_i, Y_i; \tilde{\boldsymbol{\tau}}, \hat{\mathbf{b}}, \hat{\boldsymbol{\beta}}) - \frac{\lfloor nt \rfloor}{n} \sum_{i=1}^n \mathbf{Z}(\mathbf{X}_i, Y_i; \tilde{\boldsymbol{\tau}}, \hat{\mathbf{b}}, \hat{\boldsymbol{\beta}}) \right), \quad (\text{D.31})$$

where $\hat{\mathbf{b}}$ and $\hat{\boldsymbol{\beta}}$ are the lasso estimators defined in (2.8), and $\hat{\sigma}(\alpha, \tilde{\boldsymbol{\tau}})$ is the variance estimator defined in (2.20). By definition of T_α , we have $T_\alpha = \max_{q_0 \leq t \leq 1-q_0} \|\mathbf{C}_\alpha(t)\|_{(s_0, 2)}$. Recall $\boldsymbol{\Delta} = \boldsymbol{\beta} - \boldsymbol{\beta}^{(0)} \in \mathbb{R}^p$, $\boldsymbol{\delta} = \mathbf{b} - \mathbf{b}^{(0)} \in \mathbb{R}^K$, $\delta_k = b_k - b_k^{(0)} \in \mathbb{R}^1$, $\underline{\boldsymbol{\Delta}}_k = (\boldsymbol{\Delta}^\top, \delta_k)^\top \in \mathbb{R}^{p+1}$, and $\underline{\boldsymbol{\Delta}} = (\boldsymbol{\Delta}^\top, \boldsymbol{\delta}^\top)^\top \in \mathbb{R}^{p+K}$. Accordingly, recall $\hat{\boldsymbol{\Delta}}, \hat{\boldsymbol{\delta}}, \hat{\delta}_k, \hat{\underline{\boldsymbol{\Delta}}}_k, \hat{\underline{\boldsymbol{\Delta}}}$ by using the corresponding lasso estimators. Moreover, we define $\underline{\mathbf{X}}_i = (\mathbf{X}_i^\top, 1)^\top \in \mathbb{R}^{p+1}$ or $\underline{\mathbf{X}}_i = (\mathbf{X}_i^\top, \mathbf{1}_K)^\top \in \mathbb{R}^{p+K}$ whenever it is used, where $\mathbf{1}_K$ is an \mathbb{R}^K dimensional vector with elements being 1s. Under \mathbf{H}_0 , by the definition of $Y_i = \mathbf{X}_i^\top \boldsymbol{\beta}^{(0)} + \epsilon_i$, we have $Y_i \leq b_k + \mathbf{X}_i^\top \boldsymbol{\beta}$ which is equal to $\epsilon_i \leq \underline{\mathbf{X}}_i^\top \underline{\boldsymbol{\Delta}}_k + b_k^{(0)}$. Hence, by replacing $\hat{\boldsymbol{\beta}}$ by $\boldsymbol{\beta}^{(0)}$ and $\hat{\mathbf{b}}$ by $\mathbf{b}^{(0)}$ in $\mathbf{C}_\alpha(t)$, under \mathbf{H}_0 , we have the following decomposition:

$$\mathbf{C}_\alpha(t) = \mathbf{C}_\alpha^I(t) + \mathbf{C}_\alpha^{II}(t), \quad (\text{D.32})$$

where $\mathbf{C}_\alpha^I(t)$ and $\mathbf{C}_\alpha^{II}(t)$ are defined as

$$\mathbf{C}_\alpha^I(t) = \frac{1}{\sqrt{n\hat{\sigma}(\alpha, \tilde{\boldsymbol{\tau}})}} \left(\sum_{i=1}^{\lfloor nt \rfloor} \mathbf{X}_i((1-\alpha)e_i(\tilde{\boldsymbol{\tau}}) - \alpha\epsilon_i) - \frac{\lfloor nt \rfloor}{n} \sum_{i=1}^n \mathbf{X}_i((1-\alpha)e_i(\tilde{\boldsymbol{\tau}}) - \alpha\epsilon_i) \right), \quad (\text{D.33})$$

and $\mathbf{C}_\alpha^{II}(t) = (1-\alpha)\mathbf{C}_0^{II}(t) + \alpha\mathbf{C}_1^{II}(t)$,

where $e_i(\tilde{\boldsymbol{\tau}}) := K^{-1} \sum_{k=1}^K (\mathbf{1}\{\epsilon_i \leq b_k^{(0)}\} - \tau_k) := K^{-1} \sum_{k=1}^K e_i(\tau_k)$, $\mathbf{C}_1^{II}(t)$ is defined in (D.10), and $\mathbf{C}_0^{II}(t)$ is defined in (D.25). Under this decomposition, we can regard $\mathbf{C}_\alpha^I(t)$ as the leading term of $\mathbf{C}_\alpha(t)$ and $\mathbf{C}_\alpha^{II}(t)$ as the residual term. Moreover, replacing $\hat{\sigma}(\alpha, \tilde{\boldsymbol{\tau}})$ by $\sigma^2 := \text{Var}[(1-\alpha)e_i(\tilde{\boldsymbol{\tau}}) - \alpha\epsilon_i]$ in $\mathbf{C}_\alpha^I(t)$, we can define the oracle leading term as:

$$\tilde{\mathbf{C}}_\alpha^I(t) = \frac{1}{\sqrt{n\sigma}} \left(\sum_{i=1}^{\lfloor nt \rfloor} \mathbf{X}_i((1-\alpha)e_i(\tilde{\boldsymbol{\tau}}) - \alpha\epsilon_i) - \frac{\lfloor nt \rfloor}{n} \sum_{i=1}^n \mathbf{X}_i((1-\alpha)e_i(\tilde{\boldsymbol{\tau}}) - \alpha\epsilon_i) \right). \quad (\text{D.34})$$

The following Lemma D.4 shows that we can approximate T_α by $\tilde{\mathbf{C}}_1^\alpha(t)$ in terms of the $(s_0, 2)$ -norm. The proof of Lemma D.4 is provided in Section E.4.

Lemma D.4. Assume **Assumptions A, B, C.2, D, E.2 - E.4** hold. Under \mathbf{H}_0 , we have

$$\mathbb{P}\left(\max_{q_0 \leq t \leq 1-q_0} \|\mathbf{C}_\alpha(t) - \tilde{\mathbf{C}}_\alpha^I(t)\|_{(s_0, 2)} \geq \epsilon \right) = o(1), \quad (\text{D.35})$$

where $\epsilon := CM^2 s_0^{1/2} (s \log(pn))^{3/4} / n^{1/4}$ for some big enough constant $C > 0$ and C is a universal constant not depending on n or p .

Note that for the case of $\alpha \in (0, 1)$, the error term $(1-\alpha)e_i(\tilde{\boldsymbol{\tau}}) - \alpha\epsilon_i$ is a combination of a bounded random variable $e_i(\tilde{\boldsymbol{\tau}})$ and ϵ_i , which can be proved to satisfy the assumptions in

Lemma C.6. Hence, by Lemma D.3, Lemma C.6, and using similar arguments of Steps 2 and 3 as in Section D.2.1, we finish the proof of Theorem 3.3 with $\alpha \in (0, 1)$. \square

D.3 Proof of Theorem 3.4

In this section, we give the change point estimation results for $\alpha = 1$, $\alpha = 0$ and $\alpha \in (0, 1)$, respectively. Before the proof, we need some notations. Note that by **Assumption A**, we have $\|\mathbf{x}\|_{(s_0,2)} \approx \|\Sigma \mathbf{x}\|_{(s_0,2)}$ for any $\mathbf{x} \in \mathbb{R}^p$. Hence, for simplicity, we assume $\Sigma = \mathbf{I}$. Moreover, to make a clear result, we assume s_0 is fixed with $s_0 \leq s := |\mathcal{S}^{(1)}| \vee |\mathcal{S}^{(2)}|$. Recall $\mathcal{M} = \{j : \beta_j^{(1)} \neq \beta_j^{(2)}\} \subset \{1, \dots, p\}$ as the set of coordinates having a change point. For any $\mathbf{x} \in \mathbb{R}^p$ and the subset $J \subset \{1, \dots, p\}$, define the projection operator $\Pi_J \mathbf{x} \in \mathbb{R}^{|J|}$ being the sub-vector of \mathbf{x} with the same coordinates of \mathbf{x} on J , e.g., $\Pi_J \mathbf{x} := (x'_1, \dots, x'_{|J|})$ with $x'_j = x_j$ for $j \in J$. Based on the definition of $\|\mathbf{x}\|_{(s_0,2)}$, we have $\|\mathbf{x}\|_{(s_0,2)} = \max_{J \subset \{1, \dots, p\}, |J|=s_0} \|\Pi_J \mathbf{x}\|_2$. In addition, for notational simplicity, we also assume $\lfloor nt \rfloor = nt$ for any $t \in (0, 1)$.

Throughout the following Sections D.3.1 - D.3.3, we assume

$$\|\Delta\|_{(s_0,2)} \gg C^* s_0^{1/2} M^2 \sqrt{\frac{\log(pn)}{n}} \text{ and } s_0^{1/2} M^2 \sqrt{\frac{\log(pn)}{n}} = o(1) \quad (\text{D.36})$$

for some big enough constant $C^* > 0$.

D.3.1 Change point estimation for $\alpha = 1$

Proof. Recall $\mathbf{Z}_i(\mathbf{X}_i, Y_i; \beta) = \mathbf{X}_i(Y_i - \mathbf{X}_i^\top \beta)$ is the negative score for $\alpha = 1$. For each $t \in [q_0, 1 - q_0]$, define $\tilde{\mathbf{C}}_1(t) = (\tilde{C}_{11}(t), \dots, \tilde{C}_{1p}(t))^\top$ with

$$\tilde{\mathbf{C}}_1(t) = \frac{1}{\sqrt{n}} \left(\sum_{i=1}^{\lfloor nt \rfloor} \mathbf{Z}_i(\mathbf{X}_i, Y_i; \hat{\beta}) - \frac{\lfloor nt \rfloor}{n} \sum_{i=1}^n \mathbf{Z}_i(\mathbf{X}_i, Y_i; \hat{\beta}) \right). \quad (\text{D.37})$$

Note that there is no variance estimator in $\tilde{\mathbf{C}}_1(t)$. By definition, we have

$$\hat{t}_1 := \arg \max_{t \in [q_0, 1 - q_0]} \|\tilde{\mathbf{C}}_1(t)\|_{(s_0,2)}.$$

Let $\Delta = \beta^{(1)} - \beta^{(2)}$ be the signal difference. Moreover, define the estimation error ϵ_n as:

$$\epsilon_n = C(s_0, M, q_0) \frac{\log(pn)}{n \|\Delta\|_{(s_0,2)}^2}. \quad (\text{D.38})$$

To prove Theorem 3.4 with $\alpha = 1$, we need to prove that as $n, p \rightarrow \infty$, by choosing a large enough constant $C(s_0, M, q_0)$ in ϵ_n , we have

$$\mathbb{P}(|\hat{t}_1 - t_1| \geq \epsilon_n) \rightarrow 0. \quad (\text{D.39})$$

To that end, we have to prove

$$\begin{aligned}
& \mathbb{P}(|\hat{t}_1 - t_1| \geq \epsilon_n) \\
& \leq \mathbb{P}(\hat{t}_1 \geq t_1 + \epsilon_n) + \mathbb{P}(\hat{t}_1 \leq t_1 - \epsilon_n) \\
& \leq \mathbb{P}\left(\max_{t \geq t_1 + \epsilon_n} \|\tilde{\mathbf{C}}_1(t)\|_{(s_0,2)} \geq \|\tilde{\mathbf{C}}_1(t_1)\|_{(s_0,2)}\right) + \mathbb{P}\left(\max_{t \leq t_1 - \epsilon_n} \|\tilde{\mathbf{C}}_1(t)\|_{(s_0,2)} \geq \|\tilde{\mathbf{C}}_1(t_1)\|_{(s_0,2)}\right).
\end{aligned} \tag{D.40}$$

Hence, to prove $\mathbb{P}(|\hat{t}_1 - t_1| \geq \epsilon_n) \rightarrow 0$, it is equivalent to prove

$$\begin{aligned}
& \underbrace{\mathbb{P}\left(\max_{t \geq t_1 + \epsilon_n} \|\tilde{\mathbf{C}}_1(t)\|_{(s_0,2)} - \|\tilde{\mathbf{C}}_1(t_1)\|_{(s_0,2)} \leq 0\right)}_{A_1} \\
& + \underbrace{\mathbb{P}\left(\max_{t \leq t_1 - \epsilon_n} \|\tilde{\mathbf{C}}_1(t)\|_{(s_0,2)} - \|\tilde{\mathbf{C}}_1(t_1)\|_{(s_0,2)} \leq 0\right)}_{A_2} \rightarrow 1.
\end{aligned} \tag{D.41}$$

Next, we prove $\mathbb{P}(A_1) \rightarrow 1$ and $\mathbb{P}(A_2) \rightarrow 1$. By the symmetry, we only consider $\mathbb{P}(A_1) \rightarrow 1$. Define the two events \mathcal{H}_1 and \mathcal{H}_2 :

$$\begin{aligned}
\mathcal{H}_1 &= \left\{ \max_{t \geq t_1 + \epsilon_n} \|\tilde{\mathbf{C}}_1(t)\|_{(s_0,2)} := \max_{t \geq t_1 + \epsilon_n} \max_{\substack{J \subset \{1, \dots, p\} \\ |J|=s_0}} \|\Pi_J \tilde{\mathbf{C}}_1(t)\|_2 = \max_{t \geq t_1 + \epsilon_n} \max_{\substack{J \subset \mathcal{M} \\ |J|=s_0}} \|\Pi_J \tilde{\mathbf{C}}_1(t)\|_2 \right\}, \\
\mathcal{H}_2 &= \left\{ \|\tilde{\mathbf{C}}_1(t_1)\|_{(s_0,2)} := \max_{\substack{J \subset \{1, \dots, p\} \\ |J|=s_0}} \|\Pi_J \tilde{\mathbf{C}}_1(t_1)\|_2 = \max_{\substack{J \subset \mathcal{M} \\ |J|=s_0}} \|\Pi_J \tilde{\mathbf{C}}_1(t_1)\|_2 \right\}.
\end{aligned} \tag{D.42}$$

The following Lemma D.5 shows that \mathcal{H}_1 and \mathcal{H}_2 occur with high probability. The proof of Lemma D.5 is provided in Section E.5.

Lemma D.5. Under Assumptions A, B, C.2, E.2 - E.4, we have

$$\mathbb{P}(\mathcal{H}_1) \rightarrow 1 \quad \text{and} \quad \mathbb{P}(\mathcal{H}_2) \rightarrow 1. \tag{D.43}$$

Now, under $\mathcal{H}_1 \cap \mathcal{H}_2$, we have:

$$\begin{aligned}
\mathbb{P}(A_1) &= \mathbb{P}\left(\max_{t \geq t_1 + \epsilon_n} \|\tilde{\mathbf{C}}_1(t)\|_{(s_0,2)} - \|\tilde{\mathbf{C}}_1(t_1)\|_{(s_0,2)} \leq 0\right) \\
&= \mathbb{P}\left(\max_{t \geq t_1 + \epsilon_n} \max_{\substack{J \subset \mathcal{M} \\ |J|=s_0}} \|\Pi_J \tilde{\mathbf{C}}_1(t)\|_2 - \max_{\substack{J \subset \mathcal{M} \\ |J|=s_0}} \|\Pi_J \tilde{\mathbf{C}}_1(t_1)\|_2 \leq 0\right) \\
&= \mathbb{P}\left(\max_{t \geq t_1 + \epsilon_n} \max_{\substack{J \subset \mathcal{M} \\ |J|=s_0}} \|\Pi_J \tilde{\mathbf{C}}_1(t)\|^2 - \max_{\substack{J \subset \mathcal{M} \\ |J|=s_0}} \|\Pi_J \tilde{\mathbf{C}}_1(t_1)\|^2 \leq 0\right).
\end{aligned}$$

Note that under \mathbf{H}_1 , we have the following decomposition

$$\tilde{\mathbf{C}}_1(t) = \mathbf{C}_1^I(t) + \boldsymbol{\delta}(t) + \mathbf{R}(t), \tag{D.44}$$

where $\mathbf{C}_1^I(t)$, $\boldsymbol{\delta}(t)$ and $\mathbf{R}(t)$ are defined in (D.86) and (D.87), respectively. Similarly, we have

$$\tilde{\mathbf{C}}_1(t_1) = \mathbf{C}_1^I(t_1) + \boldsymbol{\delta}(t_1) + \mathbf{R}(t_1), \tag{D.45}$$

by replacing t by t_1 . To prove $\mathbb{P}(A_1) \rightarrow 1$, we consider $\max_{t \geq t_1 + \epsilon_n} \max_{\substack{J \subset \mathcal{M} \\ |J|=s_0}} \|\Pi_J \tilde{\mathbf{C}}_1(t)\|^2 - \max_{\substack{J \subset \mathcal{M} \\ |J|=s_0}} \|\Pi_J \tilde{\mathbf{C}}_1(t_1)\|^2 \leq$

0. By the fact that $\max a_i - \max b_i \leq \max(a_i - b_i)$ for any $\{a_i\}$ and $\{b_i\}$, we have:

$$\begin{aligned}
& \max_{t \geq t_1 + \epsilon_n} \max_{\substack{J \subset \mathcal{M} \\ |J|=s_0}} \|\Pi_J \tilde{\mathbf{C}}_1(t)\|^2 - \max_{\substack{J \subset \mathcal{M} \\ |J|=s_0}} \|\Pi_J \tilde{\mathbf{C}}_1(t_1)\|^2 \\
& \leq \max_{t \geq t_1 + \epsilon_n} \max_{\substack{J \subset \mathcal{M} \\ |J|=s_0}} (\|\Pi_J(\mathbf{C}_1^I(t) + \boldsymbol{\delta}(t) + \mathbf{R}(t))\|^2 - \|\Pi_J(\mathbf{C}_1^I(t_1) + \boldsymbol{\delta}(t_1) + \mathbf{R}(t_1))\|^2) \\
& \leq A_{1.1} + A_{1.2} + A_{1.3} + A_{1.4} + A_{1.5} + A_{1.6},
\end{aligned}$$

where

$$\begin{aligned}
A_{1.1} &:= \max_{t \geq t_1 + \epsilon_n} \max_{\substack{J \subset \mathcal{M} \\ |J|=s_0}} \{\|\Pi_J \mathbf{C}_1^I(t)\|^2 + \|\Pi_J \mathbf{C}_1^I(t_1)\|^2\}, \\
A_{1.2} &:= \frac{1}{3} \max_{t \geq t_1 + \epsilon_n} \max_{\substack{J \subset \mathcal{M} \\ |J|=s_0}} \{\|\Pi_J \boldsymbol{\delta}(t)\|^2 - \|\Pi_J \boldsymbol{\delta}(t_1)\|^2\}, \\
A_{1.3} &:= \max_{t \geq t_1 + \epsilon_n} \max_{\substack{J \subset \mathcal{M} \\ |J|=s_0}} \{\|\Pi_J \mathbf{R}(t)\|^2 + \|\Pi_J \mathbf{R}(t_1)\|^2\}, \\
A_{1.4} &:= 2 \max_{t \geq t_1 + \epsilon_n} \max_{\substack{J \subset \mathcal{M} \\ |J|=s_0}} \{\Pi_J \mathbf{C}_1^I(t)^\top \Pi_J \mathbf{R}(t) - \Pi_J \mathbf{C}_1^I(t_1)^\top \Pi_J \mathbf{R}(t_1)\}, \\
A_{1.5} &:= \max_{t \geq t_1 + \epsilon_n} \max_{\substack{J \subset \mathcal{M} \\ |J|=s_0}} \{2(\Pi_J \mathbf{C}_1^I(t)^\top \Pi_J \boldsymbol{\delta}(t) - \Pi_J \mathbf{C}_1^I(t_1)^\top \Pi_J \boldsymbol{\delta}(t_1)) + \frac{1}{3}(\|\Pi_J \boldsymbol{\delta}(t)\|^2 - \|\Pi_J \boldsymbol{\delta}(t_1)\|^2)\}, \\
A_{1.6} &:= \max_{t \geq t_1 + \epsilon_n} \max_{\substack{J \subset \mathcal{M} \\ |J|=s_0}} \{2(\Pi_J \boldsymbol{\delta}(t)^\top \Pi_J \mathbf{R}(t) - \Pi_J \boldsymbol{\delta}(t_1)^\top \Pi_J \mathbf{R}(t_1)) + \frac{1}{3}(\|\Pi_J \boldsymbol{\delta}(t)\|^2 - \|\Pi_J \boldsymbol{\delta}(t_1)\|^2)\}.
\end{aligned} \tag{D.46}$$

Our goal is to prove that $\mathbb{P}(A_{1.1} + A_{1.2} + A_{1.3} + A_{1.4} + A_{1.5} + A_{1.6} \leq 0) \rightarrow 1$. Next, we consider $A_{1.1} - A_{1.6}$, respectively. For $A_{1.1}$, we have:

$$\begin{aligned}
A_{1.1} &\leq 2 \max_{q_0 \leq t \leq 1 - q_0} \max_{\substack{J \subset \mathcal{M} \\ |J|=s_0}} \|\Pi_J \mathbf{C}_1^I(t)\|^2 \\
&\leq 2 \max_{q_0 \leq t \leq 1 - q_0} \max_{\substack{J \subset \{1, \dots, p\} \\ |J|=s_0}} \|\Pi_J \mathbf{C}_1^I(t)\|^2 \\
&\leq 2 \max_{q_0 \leq t \leq 1 - q_0} (\|\mathbf{C}_1^I(t)\|_{(s_0, 2)}^2) \\
&\leq 2 \max_{q_0 \leq t \leq 1 - q_0} (s_0^{1/2} \|\mathbf{C}_1^I(t)\|_\infty)^2 \\
&\leq C s_0 M^2 \log(pn) := C_1(s_0, M) \log(pn),
\end{aligned} \tag{D.47}$$

where the last inequality comes from Lemma C.7. Next, we consider $A_{1.2}$. By the definition of $\boldsymbol{\delta}(t)$ and $\boldsymbol{\delta}(t_1)$ as defined in (D.86), for $t \geq t_1 + \epsilon_n$ and $J \subset \mathcal{M}$, we have:

$$\begin{aligned}
A_{1.2} &= (1) \frac{1}{3} \max_{t \geq t_1 + \epsilon_n} \max_{\substack{J \subset \mathcal{M} \\ |J|=s_0}} \{\|\Pi_J \boldsymbol{\delta}(t)\|^2 - \|\Pi_J \boldsymbol{\delta}(t_1)\|^2\} \\
&= (2) \frac{1}{3} \max_{t \geq t_1 + \epsilon_n} (nt_1^2(t-t)(2-t-t_1) \|\boldsymbol{\Delta}\|_{(s_0, 2)}^2) \\
&= (3) -\frac{1}{3} n \epsilon_n t_1^2 (2 - 2t_1 - \epsilon_n) \|\boldsymbol{\Delta}\|_{(s_0, 2)}^2 \\
&\leq (4) -\frac{1}{6} q_0 n \epsilon_n \|\boldsymbol{\Delta}\|_{(s_0, 2)}^2,
\end{aligned} \tag{D.48}$$

where the last inequality comes from $t_1 \in [q_0, 1 - q_0]$, and $\epsilon_n = o(1)$. For $A_{1.3}$, by the definition

of $\mathbf{R}(t)$ and $\mathbf{R}(t_1)$, and using Lemmas C.7 and C.9, we have:

$$A_{1.3} \leq C s_0 s^2 M^2 \log(pn) \|\Delta\|_{(s_0,2)}^2 := C_3(s_0, M) s^2 \log(pn) \|\Delta\|_{(s_0,2)}^2. \quad (\text{D.49})$$

Next, we consider A.14. By the Cauchy-Swartz inequality, we have:

$$\begin{aligned} A_{1.4} &= 2 \max_{t \geq t_1 + \epsilon_n} \max_{\substack{J \subset \mathcal{M} \\ |J|=s_0}} \{\Pi_J \tilde{\mathbf{C}}_1^I(t)^\top \Pi_J \mathbf{R}_1(t) - \Pi_J \tilde{\mathbf{C}}_1^I(t_1)^\top \Pi_J \mathbf{R}_1(t_1)\} \\ &\leq_{(1)} 4 \max_{t \in [q_0, 1-q_0]} \max_{\substack{J \subset \mathcal{M} \\ |J|=s_0}} |\{\Pi_J \tilde{\mathbf{C}}_1^I(t)^\top \Pi_J \mathbf{R}_1(t)\}| \\ &\leq_{(2)} 4 \max_{t \in [q_0, 1-q_0]} \max_{\substack{J \subset \mathcal{M} \\ |J|=s_0}} \|\{\Pi_J \tilde{\mathbf{C}}_1^I(t)\}\|_2 \|\Pi_J \mathbf{R}_1(t)\|_2 \\ &\leq_{(3)} 4 \max_{t \in [q_0, 1-q_0]} \|\tilde{\mathbf{C}}_1^I(t)\|_{(s_0,2)} \times \max_{t \in [q_0, 1-q_0]} \|\mathbf{R}_1(t)\|_{(s_0,2)} \\ &\leq_{(4)} C s_0^{1/2} M \sqrt{\log(pn)} \times s_0^{1/2} \sqrt{n} M^2 \sqrt{\frac{\log(pn)}{n}} s \|\Delta\|_{(s_0,2)} \\ &\leq_{(5)} C s_0 s M^3 \log(pn) \|\Delta\|_{(s_0,2)} := C_4(s_0, M) s \log(pn) \|\Delta\|_{(s_0,2)}, \end{aligned} \quad (\text{D.50})$$

where (4) comes from Lemma C.7 and Lemma C.8. Hence, combining (D.48) - (D.49), if ϵ_n satisfies

$$\epsilon_n = C \max \left\{ \underbrace{C_1(s_0, M) \frac{\log(pn)}{n \|\Delta\|_{(s_0,2)}^2}}_{\text{by } A_{1.1}}, \underbrace{C_3(s_0, M) \frac{s^2 \log(pn)}{n}}_{\text{by } A_{1.3}}, \underbrace{\frac{C_4(s_0, M) s \log(pn)}{n \|\Delta\|_{(s_0,2)}}}_{\text{by } A_{1.4}} \right\} \quad (\text{D.51})$$

for some big enough constant $C > 0$, with probability tending to one, we have $A_{1.1} + A_{1.2} + A_{1.3} + A_{1.4} \leq 0$.

Next, we prove $A_{1.5} + A_{1.6} \leq 0$. For $A_{1.5}$, using the triangle inequality, we have:

$$\begin{aligned} A_{1.5} &= \max_{t \geq t_1 + \epsilon_n} \max_{\substack{J \subset \mathcal{M} \\ |J|=s_0}} \left\{ 2(\Pi_J \mathbf{C}_1^I(t)^\top \Pi_J \boldsymbol{\delta}(t) - \Pi_J \mathbf{C}_1^I(t_1)^\top \Pi_J \boldsymbol{\delta}(t_1)) \right. \\ &\quad \left. - \frac{1}{3} (\|\Pi_J \boldsymbol{\delta}(t_1)\|^2 - \|\Pi_J \boldsymbol{\delta}(t)\|^2) \right\} \\ &= A_{1.5.1} + A_{1.5.2}, \end{aligned} \quad (\text{D.52})$$

where

$$\begin{aligned} A_{1.5.1} &= \max_{t \geq t_1 + \epsilon_n} \max_{\substack{J \subset \mathcal{M} \\ |J|=s_0}} \left\{ 2\Pi_J \mathbf{C}_1^I(t)^\top (\Pi_J \boldsymbol{\delta}(t) - \Pi_J \boldsymbol{\delta}(t_1)) \right\} - \frac{1}{6} (\|\Pi_J \boldsymbol{\delta}(t_1)\|^2 - \|\Pi_J \boldsymbol{\delta}(t)\|^2), \\ A_{1.5.2} &= \max_{t \geq t_1 + \epsilon_n} \max_{\substack{J \subset \mathcal{M} \\ |J|=s_0}} \left\{ 2\Pi_J \boldsymbol{\delta}(t_1)^\top (\Pi_J \mathbf{C}_1^I(t) - \Pi_J \mathbf{C}_1^I(t_1)) - \frac{1}{6} (\|\Pi_J \boldsymbol{\delta}(t_1)\|^2 - \|\Pi_J \boldsymbol{\delta}(t)\|^2) \right\}. \end{aligned} \quad (\text{D.53})$$

To bound $A_{1.5}$, we prove $\mathbb{P}(A_{1.5.1} \leq 0) \rightarrow 1$ and $\mathbb{P}(A_{1.5.2} \leq 0) \rightarrow 1$, respectively. To bound

$A_{1.5.1}$, note that for any fixed $t \geq t_1 + \epsilon_n$ and $J \subset \mathcal{M}$ with $|J| = s_0$, we have:

$$\begin{aligned}
& 2\Pi_J \mathbf{C}_1^I(t)^\top \Pi_J (\boldsymbol{\delta}(t) - \boldsymbol{\delta}_1(t_1)) - \frac{1}{6} (\|\Pi_J \boldsymbol{\delta}(t_1)\|^2 - \|\Pi_J \boldsymbol{\delta}(t)\|^2) \\
& \leq_{(1)} 2\|\Pi_J \mathbf{C}_1^I(t)\|_2 \|\Pi_J (\boldsymbol{\delta}(t) - \boldsymbol{\delta}_1(t_1))\|_2 - \frac{1}{6} (nt_1^2(t-t_1)(2-t-t_1) \|\Pi_J \boldsymbol{\Delta}\|^2) \\
& \leq_{(2)} 2s_0^{1/2} \|\Pi_J \mathbf{C}_1^I(t)\|_\infty \sqrt{nt_1(t-t_1)} \|\boldsymbol{\Delta}\|_{(s_0,2)} - \frac{1}{6} (nt_1^2(t-t_1)(1+q_0-t_1) \|\boldsymbol{\Delta}\|_{(s_0,2)}^2) \\
& \leq_{(3)} 2s_0^{1/2} \|\mathbf{C}_1^I(t)\|_\infty \sqrt{nt_1(t-t_1)} \|\boldsymbol{\Delta}\|_{(s_0,2)} - \frac{1}{6} (nt_1^2(t-t_1)(1+q_0-t_1) \|\boldsymbol{\Delta}\|_{(s_0,2)}^2).
\end{aligned} \tag{D.54}$$

Hence, by (D.54), to prove $\mathbb{P}(A_{1.5.1} \leq 0) \rightarrow 1$, it is sufficient to prove that :

$$\begin{aligned}
& \mathbb{P}\left(\max_{t \geq t_1 + \epsilon_n} \max_{\substack{J \subset \mathcal{M} \\ |J|=s_0}} \{2s_0^{1/2} \|\mathbf{C}_1^I(t)\|_\infty \sqrt{nt_1(t-t_1)}\} \|\boldsymbol{\Delta}\|_{(s_0,2)} \right. \\
& \quad \left. - \frac{1}{6} (nt_1^2(t-t_1)(1+q_0-t_1) \|\boldsymbol{\Delta}\|_{(s_0,2)}^2) \leq 0\right) \rightarrow 1.
\end{aligned}$$

Equivalently, it is sufficient to prove that

$$\begin{aligned}
& \mathbb{P}\left(\max_{t \geq t_1 + \epsilon_n} \max_{\substack{J \subset \mathcal{M} \\ |J|=s_0}} \{2s_0^{1/2} \|\mathbf{C}_1^I(t)\|_\infty \sqrt{nt_1(t-t_1)}\} \|\boldsymbol{\Delta}\|_{(s_0,2)} \right. \\
& \quad \left. - \frac{1}{6} (nt_1^2(t-t_1)(1+q_0-t_1) \|\boldsymbol{\Delta}\|_{(s_0,2)}^2) \leq 0\right) \\
& \geq \mathbb{P}\left(\max_{q_0 \leq t \leq 1-q_0} 2s_0^{1/2} \|\mathbf{C}_1^I(t)\|_\infty t_1 - \frac{1}{6} (\sqrt{nt_1^2}(1+q_0-t_1) \|\boldsymbol{\Delta}\|_{(s_0,2)}) \leq 0\right) \rightarrow 1.
\end{aligned}$$

Note that by Lemma C.7, we have $\max_{q_0 \leq t \leq 1-q_0} \{2s_0^{1/2} \|\tilde{\mathbf{C}}_1^I(t)\|_\infty\} = O_p(s_0^{1/2} M \sqrt{\log(pn)})$. Moreover, if we choose a big enough constant C^* in by (D.36), it is easy to see that

$$\mathbb{P}\left(\max_{q_0 \leq t \leq 1-q_0} 2s_0^{1/2} \|\tilde{\mathbf{C}}_1^I(t)\|_\infty t_1 - \frac{1}{6} (\sqrt{nt_1^2}(1+q_0-t_1) \|\boldsymbol{\Delta}\|_{(s_0,2)}) \leq 0\right) \rightarrow 1,$$

which yields $\mathbb{P}(A_{1.5.1}) \rightarrow 1$. After bounding $A_{1.5.1}$, we next consider $A_{1.5.2}$. Note that for any fixed $t \geq t_1 + \epsilon_n$ and $J \subset \mathcal{M}$ with $|J| = s_0$, we have:

$$\begin{aligned}
& 2\Pi_J \boldsymbol{\delta}(t_1)^\top \Pi_J (\mathbf{C}_1^I(t) - \mathbf{C}_1^I(t_1)) - \frac{1}{6} (\|\Pi_J \boldsymbol{\delta}(t_1)\|^2 - \|\Pi_J \boldsymbol{\delta}(t)\|^2) \\
& \leq_{(1)} 2\|\Pi_J \boldsymbol{\delta}(t_1)\|_2 \|\Pi_J (\mathbf{C}_1^I(t) - \mathbf{C}_1^I(t_1))\|_2 - \frac{1}{6} (nt_1^2(t-t_1)(2-t-t_1) \|\Pi_J \boldsymbol{\Delta}\|^2) \\
& \leq 2\sqrt{nt_1}(1-t_1) \|\boldsymbol{\Delta}\|_{(s_0,2)} s_0^{1/2} \|\tilde{\mathbf{C}}_1^I(t) - \tilde{\mathbf{C}}_1^I(t_1)\|_\infty - \frac{1}{6} (nt_1^2(t-t_1)(1+q_0-t_1) \|\boldsymbol{\Delta}\|_{(s_0,2)}^2).
\end{aligned} \tag{D.55}$$

Note that by the definition of $\mathbf{C}_1^I(t)$ and $\mathbf{C}_1^I(t_1)$, we have:

$$\mathbf{C}_1^I(t) - \mathbf{C}_1^I(t_1) = \frac{1}{\sqrt{n}} \left(\sum_{i=[nt_1]+1}^{[nt]} \mathbf{X}_i \epsilon_i - \frac{[nt] - [nt_1]}{n} \sum_{i=1}^n \mathbf{X}_i \epsilon_i \right). \tag{D.56}$$

Hence, combining (D.55) and (D.56), we have:

$$2\Pi_J \boldsymbol{\delta}(t_1)^\top \Pi_J (\mathbf{C}_1^I(t) - \mathbf{C}_1^I(t_1)) - \frac{1}{6} (\|\Pi_J \boldsymbol{\delta}(t_1)\|^2 - \|\Pi_J \boldsymbol{\delta}(t)\|^2) \leq A_{1.5.2}^I + A_{1.5.2}^{II},$$

where

$$\begin{aligned}
A_{1.5.2}^I &= 2t_1(1-t_1)\|\Delta\|_{(s_0,2)}s_0^{1/2}\left\|\sum_{i=\lfloor nt_1 \rfloor+1}^{\lfloor nt \rfloor} \mathbf{X}_i\epsilon_i\right\|_\infty \\
&\quad - \frac{1}{12}(nt_1^2(t-t_1)(1+q_0-t_1)\|\Delta\|_{(s_0,2)}^2), \\
A_{1.5.2}^{II} &= 2t_1(1-t_1)\|\Delta\|_{(s_0,2)}s_0^{1/2}\left\|\frac{\lfloor nt \rfloor - \lfloor nt_1 \rfloor}{n}\sum_{i=1}^n \mathbf{X}_i\epsilon_i\right\|_\infty \\
&\quad - \frac{1}{12}(nt_1^2(t-t_1)(1+q_0-t_1)\|\Delta\|_{(s_0,2)}^2).
\end{aligned} \tag{D.57}$$

Considering (D.53), (D.55), (D.56), and (D.57), to prove $\mathbb{P}(A_{1.5.2}) \rightarrow 1$, it is sufficient to prove $\mathbb{P}(\max_t \max_J A_{1.5.2}^I \leq 0) \rightarrow 1$ and $\mathbb{P}(\max_t \max_J A_{1.5.2}^{II} \leq 0) \rightarrow 1$. For $A_{1.5.2}^I$, we have to prove

$$\begin{aligned}
&\mathbb{P}\left(\max_{t \geq t_1 + \epsilon_n} \max_{\substack{J \subset \mathcal{M} \\ |J|=s_0}} \left\{ 2t_1(1-t_1)\|\Delta\|_{(s_0,2)}s_0^{1/2}\left\|\sum_{i=\lfloor nt_1 \rfloor+1}^{\lfloor nt \rfloor} \mathbf{X}_i\epsilon_i\right\|_\infty \right. \right. \\
&\quad \left. \left. - \frac{1}{6}(nt_1^2(t-t_1)(1+q_0-t_1)\|\Delta\|_{(s_0,2)}^2) \right\} \leq 0\right) \\
&= \mathbb{P}\left(\max_{t \geq t_1 + \epsilon_n} \left\| \frac{1}{\lfloor nt \rfloor - \lfloor nt_1 \rfloor} \sum_{i=\lfloor nt_1 \rfloor+1}^{\lfloor nt \rfloor} \mathbf{X}_i\epsilon_i \right\|_\infty \leq C(t_1, q_0)s_0^{-1/2}\|\Delta\|_{(s_0,2)}\right) \rightarrow 1.
\end{aligned} \tag{D.58}$$

Note that by Lemma C.7, we have

$$\max_{t \geq t_1 + \epsilon_n} \left\| \frac{1}{\lfloor nt \rfloor - \lfloor nt_1 \rfloor} \sum_{i=\lfloor nt_1 \rfloor+1}^{\lfloor nt \rfloor} \mathbf{X}_i\epsilon_i \right\|_\infty = O_p\left(Mn^{1/4}\frac{\log(pn)}{n\epsilon_n}\right).$$

Hence, if we choose

$$\epsilon_n = C_5(s_0, M)\frac{\log(pn)}{n^{3/4}\|\Delta\|_{(s_0,2)}}$$

for some big enough constant $C_5(s_0, M) > 0$, we have (D.58) holds, which yields $\mathbb{P}(\max_t \max_J A_{1.5.2}^I \leq 0) \rightarrow 1$. Similarly, we can prove $\mathbb{P}(\max_t \max_J A_{1.5.2}^{II} \leq 0) \rightarrow 1$, which yields $\mathbb{P}(A_{1.5.2} \leq 0) \rightarrow 1$.

With a very similar proof technique, if we choose $\epsilon_n = C_6(s_0, M)\frac{s^2 \log(pn)}{n}$ for some big enough constant $C_6 > 0$, we can prove

$$\mathbb{P}(A_{1.6} \leq 0) \rightarrow 1.$$

Combining the previous results, if ϵ_n satisfies

$$\begin{aligned}
\epsilon_n &= C \max \left\{ \underbrace{C_1(s_0, M)\frac{\log(pn)}{n\|\Delta\|_{(s_0,2)}^2}}_{\text{by } A_{1.1}}, \underbrace{\frac{C_3(s_0, M)s^2 \log(pn)}{n}}_{\text{by } A_{1.3}}, \underbrace{\frac{C_4(s_0, M)s \log(pn)}{n\|\Delta\|_{(s_0,2)}}}_{\text{by } A_{1.4}}, \right. \\
&\quad \left. \underbrace{\frac{C_5(s_0, M)\log(pn)}{n^{3/4}\|\Delta\|_{(s_0,2)}}}_{\text{by } A_{1.5}}, \underbrace{C_6(s_0, M)\frac{s^2 \log(pn)}{n}}_{\text{by } A_{1.6}} \right\} \\
&= C(s_0, M)\frac{\log(pn)}{n\|\Delta\|_{(s_0,2)}^2} \times \max \left\{ 1, s^2\|\Delta\|_{(s_0,2)}^2, s\|\Delta\|_{(s_0,2)}, n^{1/4}\|\Delta\|_{(s_0,2)} \right\}.
\end{aligned} \tag{D.59}$$

we can prove $\mathbb{P}(A_1) \rightarrow 1$. By symmetry, we can prove $\mathbb{P}(A_2) \rightarrow 1$, which finishes the proof.

Lastly, we need to discuss the five terms in (D.59). Note that by Assumption F and the

assumption that $\|\beta^{(1)} - \beta^{(2)}\|_1 \leq C_\Delta$, we have $s^2 \|\Delta\|_{(s_0,2)}^2 = O(1)$ and $s \|\Delta\|_{(s_0,2)} = O(1)$. Moreover, by the assumption that $n^{1/4} = o(s)$, we have $n^{1/4} \|\Delta\|_{(s_0,2)} = o(1)$, which finishes the proof. \square

D.3.2 Change point estimation for $\alpha = 0$

Proof. For $\alpha = 0$, recall $\mathbf{Z}(\mathbf{X}_i, Y_i; \tilde{\tau}, \hat{\mathbf{b}}, \hat{\beta}) := \frac{1}{K} \sum_{k=1}^K \mathbf{X}_i (\mathbf{1}\{Y_i - \hat{b}_k - \mathbf{X}_i^\top \hat{\beta} \leq 0\} - \tau_k)$ as the score function. For each $t \in [q_0, 1 - q_0]$, define $\tilde{\mathbf{C}}_0(t) = (\tilde{C}_{01}(t), \dots, \tilde{C}_{0p}(t))^\top$ with

$$\tilde{\mathbf{C}}_0(t) = \frac{1}{\sqrt{n}} \left(\sum_{i=1}^{\lfloor nt \rfloor} \mathbf{Z}(\mathbf{X}_i, Y_i; \tilde{\tau}, \hat{\mathbf{b}}, \hat{\beta}) - \frac{\lfloor nt \rfloor}{n} \sum_{i=1}^n \mathbf{Z}(\mathbf{X}_i, Y_i; \tilde{\tau}, \hat{\mathbf{b}}, \hat{\beta}) \right). \quad (\text{D.60})$$

Note that there is no any variance estimator in $\tilde{\mathbf{C}}_0(t)$. Recall $\hat{t}_0 := \arg \max_{t \in [q_0, 1 - q_0]} \|\tilde{\mathbf{C}}_0(t)\|_{(s_0,2)}$. To prove Theorem 3.4 with $\alpha = 0$, we need to prove that as $n, p \rightarrow \infty$, by choosing a large enough constant $C(s_0, M, \tilde{\tau})$ in ϵ_n (which will be given in (D.71)), we have

$$\mathbb{P}(|\hat{t}_0 - t_1| \geq \epsilon_n) \rightarrow 0. \quad (\text{D.61})$$

Similar to Section D.3.1, we have to prove $\mathbb{P}(A_1) \rightarrow 1$ and $\mathbb{P}(A_2) \rightarrow 1$, where

$$\begin{aligned} A_1 &= \max_{t \geq t_1 + \epsilon_n} \|\tilde{\mathbf{C}}_0(t)\|_{(s_0,2)} - \|\tilde{\mathbf{C}}_0(t_1)\|_{(s_0,2)} \leq 0, \\ A_2 &= \max_{t \leq t_1 - \epsilon_n} \|\tilde{\mathbf{C}}_0(t)\|_{(s_0,2)} - \|\tilde{\mathbf{C}}_0(t_1)\|_{(s_0,2)} \leq 0. \end{aligned} \quad (\text{D.62})$$

By the symmetry, we only consider $\mathbb{P}(A_1) \rightarrow 1$. Define the two events \mathcal{H}_1 and \mathcal{H}_2 :

$$\begin{aligned} \mathcal{H}_1 &= \left\{ \max_{t \geq t_1 + \epsilon_n} \|\tilde{\mathbf{C}}_0(t)\|_{(s_0,2)} := \max_{t \geq t_1 + \epsilon_n} \max_{\substack{J \subset \{1, \dots, p\} \\ |J|=s_0}} \|\Pi_J \tilde{\mathbf{C}}_0(t)\|_2 = \max_{t \geq t_1 + \epsilon_n} \max_{\substack{J \subset \mathcal{M} \\ |J|=s_0}} \|\Pi_J \tilde{\mathbf{C}}_0(t)\|_2 \right\}, \\ \mathcal{H}_2 &= \left\{ \|\tilde{\mathbf{C}}_0(t_1)\|_{(s_0,2)} := \max_{\substack{J \subset \{1, \dots, p\} \\ |J|=s_0}} \|\Pi_J \tilde{\mathbf{C}}_0(t_1)\|_2 = \max_{\substack{J \subset \mathcal{M} \\ |J|=s_0}} \|\Pi_J \tilde{\mathbf{C}}_0(t_1)\|_2 \right\}. \end{aligned} \quad (\text{D.63})$$

Similar to the proof of Lemma D.5, we can prove $\mathbb{P}(\mathcal{H}_1 \cap \mathcal{H}_2) \rightarrow 1$. Now, under $\mathcal{H}_1 \cap \mathcal{H}_2$, we have:

$$\begin{aligned} \mathbb{P}(A_1) &= \mathbb{P} \left(\max_{t \geq t_1 + \epsilon_n} \|\tilde{\mathbf{C}}_0(t)\|_{(s_0,2)} - \|\tilde{\mathbf{C}}_0(t_1)\|_{(s_0,2)} \leq 0 \right) \\ &= \mathbb{P} \left(\max_{t \geq t_1 + \epsilon_n} \max_{\substack{J \subset \mathcal{M} \\ |J|=s_0}} \|\Pi_J \tilde{\mathbf{C}}_0(t)\|_2 - \max_{\substack{J \subset \mathcal{M} \\ |J|=s_0}} \|\Pi_J \tilde{\mathbf{C}}_0(t_1)\|_2 \leq 0 \right) \\ &= \mathbb{P} \left(\max_{t \geq t_1 + \epsilon_n} \max_{\substack{J \subset \mathcal{M} \\ |J|=s_0}} \|\Pi_J \tilde{\mathbf{C}}_0(t)\|_2^2 - \max_{\substack{J \subset \mathcal{M} \\ |J|=s_0}} \|\Pi_J \tilde{\mathbf{C}}_0(t_1)\|_2^2 \leq 0 \right). \end{aligned}$$

Recall $\sigma^2(0, \tilde{\tau}) = \sqrt{K^{-2} \sum_{k_1, k_2} \gamma_{k_1 k_2}}$, with $\gamma_{k_1 k_2} := \min(\tau_{k_1}, \tau_{k_2}) - \tau_{k_1} \tau_{k_2}$ and $\mathbf{C}_0(t)$ defined in (D.93). Then, under \mathbf{H}_1 , we have the following decomposition

$$\begin{aligned} \tilde{\mathbf{C}}_0(t) &= \sigma(0, \tilde{\tau}) \times \mathbf{C}_0(t) \\ &= \sigma(0, \tilde{\tau}) \times \left(-SNR(0, \tilde{\tau}) \times \boldsymbol{\delta}(t) + \mathbf{C}_0^{(1)}(t) - SNR(0, \tilde{\tau}) \times \mathbf{R}(t) + \mathbf{C}_0^{(3)}(t) + \mathbf{C}_0^{(4)}(t) \right), \end{aligned} \quad (\text{D.64})$$

where the second equation comes from the decomposition in (D.103). By the fact that $\max a_i - \max b_i \leq \max(a_i - b_i)$ and $\max(a_i + b_i) \leq \max a_i + \max b_i$ for any $\{a_i\}$ and $\{b_i\}$, we have:

$$\begin{aligned}
& \max_{t \geq t_1 + \epsilon_n} \max_{\substack{J \subset \mathcal{M} \\ |J|=s_0}} \|\Pi_J \tilde{\mathbf{C}}_0(t)\|^2 - \max_{\substack{J \subset \mathcal{M} \\ |J|=s_0}} \|\Pi_J \tilde{\mathbf{C}}_0(t_1)\|^2 \\
& \leq \sigma^2(0, \tilde{\boldsymbol{\tau}}) \times \max_{t \geq t_1 + \epsilon_n} \max_{\substack{J \subset \mathcal{M} \\ |J|=s_0}} (\|\Pi_J(-SNR(0, \tilde{\boldsymbol{\tau}}) \times \boldsymbol{\delta}(t) + \mathbf{C}_0^{(1)}(t) \\
& \quad - SNR(0, \tilde{\boldsymbol{\tau}}) \times \mathbf{R}(t) + \mathbf{C}_0^{(3)}(t) + \mathbf{C}_0^{(4)}(t))\|^2 \\
& \quad - \|\Pi_J(-SNR(0, \tilde{\boldsymbol{\tau}}) \times \boldsymbol{\delta}(t_1) + \mathbf{C}_0^{(1)}(t_1) - SNR(0, \tilde{\boldsymbol{\tau}}) \times \mathbf{R}(t_1) + \mathbf{C}_0^{(3)}(t_1) + \mathbf{C}_0^{(4)}(t_1))\|^2) \\
& \leq \sigma^2(0, \tilde{\boldsymbol{\tau}}) \times (A_{1.1} + \dots + A_{1.15}),
\end{aligned}$$

where the fifteen parts $A_{1.1} \cdots A_{1.15}$ are defined as:

$$\begin{aligned}
A_{1.1} &:= \max_{t \geq t_1 + \epsilon_n} \max_{\substack{JCM \\ |J|=s_0}} \{ \|\Pi_J \mathbf{C}_0^{(1)}(t)\|^2 + \|\Pi_J \mathbf{C}_0^{(1)}(t_1)\|^2 \}, \\
A_{1.2} &:= \frac{SNR^2(0, \tilde{\tau})}{5} \max_{t \geq t_1 + \epsilon_n} \max_{\substack{JCM \\ |J|=s_0}} \{ \|\Pi_J \boldsymbol{\delta}(t)\|^2 - \|\Pi_J \boldsymbol{\delta}(t_1)\|^2 \}, \\
A_{1.3} &:= SNR^2(0, \tilde{\tau}) \max_{t \geq t_1 + \epsilon_n} \max_{\substack{JCM \\ |J|=s_0}} \{ \|\Pi_J \mathbf{R}(t)\|^2 + \|\Pi_J \mathbf{R}(t_1)\|^2 \}, \\
A_{1.4} &:= 2SNR(0, \tilde{\tau}) \max_{t \geq t_1 + \epsilon_n} \max_{\substack{JCM \\ |J|=s_0}} \{ -\Pi_J \mathbf{C}_0^{(1)}(t)^\top \Pi_J \mathbf{R}(t) + \Pi_J \mathbf{C}_0^{(1)}(t_1)^\top \Pi_J \mathbf{R}(t_1) \}, \\
A_{1.5} &:= 2SNR(0, \tilde{\tau}) \max_{t \geq t_1 + \epsilon_n} \max_{\substack{JCM \\ |J|=s_0}} \left\{ -\Pi_J \mathbf{C}_0^{(1)}(t)^\top \Pi_J \boldsymbol{\delta}(t) + \Pi_J \mathbf{C}_0^{(1)}(t_1)^\top \Pi_J \boldsymbol{\delta}(t_1) \right. \\
&\quad \left. + \frac{SNR^2(0, \tilde{\tau})}{5} (\|\Pi_J \boldsymbol{\delta}(t)\|^2 - \|\Pi_J \boldsymbol{\delta}(t_1)\|^2) \right\}, \\
A_{1.6} &:= 2SNR^2(0, \tilde{\tau}) \max_{t \geq t_1 + \epsilon_n} \max_{\substack{JCM \\ |J|=s_0}} \left\{ \Pi_J \mathbf{R}(t)^\top \Pi_J \boldsymbol{\delta}(t) - \Pi_J \mathbf{R}(t_1)^\top \Pi_J \boldsymbol{\delta}(t_1) \right. \\
&\quad \left. + \frac{SNR^2(0, \tilde{\tau})}{5} (\|\Pi_J \boldsymbol{\delta}(t)\|^2 - \|\Pi_J \boldsymbol{\delta}(t_1)\|^2) \right\}, \\
A_{1.7} &:= \max_{t \geq t_1 + \epsilon_n} \max_{\substack{JCM \\ |J|=s_0}} \{ \|\Pi_J \mathbf{C}_0^{(3)}(t)\|^2 + \|\Pi_J \mathbf{C}_0^{(3)}(t_1)\|^2 \}, \\
A_{1.8} &:= \max_{t \geq t_1 + \epsilon_n} \max_{\substack{JCM \\ |J|=s_0}} \{ \|\Pi_J \mathbf{C}_0^{(4)}(t)\|^2 + \|\Pi_J \mathbf{C}_0^{(4)}(t_1)\|^2 \}, \\
A_{1.9} &:= 2 \max_{t \geq t_1 + \epsilon_n} \max_{\substack{JCM \\ |J|=s_0}} \{ \Pi_J \mathbf{C}_0^{(1)}(t)^\top \Pi_J \mathbf{C}_0^{(3)}(t) - \Pi_J \mathbf{C}_0^{(1)}(t_1)^\top \Pi_J \mathbf{C}_0^{(3)}(t_1) \}, \\
A_{1.10} &:= 2 \max_{t \geq t_1 + \epsilon_n} \max_{\substack{JCM \\ |J|=s_0}} \{ \Pi_J \mathbf{C}_0^{(1)}(t)^\top \Pi_J \mathbf{C}_0^{(4)}(t) - \Pi_J \mathbf{C}_0^{(1)}(t_1)^\top \Pi_J \mathbf{C}_0^{(4)}(t_1) \}, \\
A_{1.11} &:= 2SNR(0, \tilde{\tau}) \max_{t \geq t_1 + \epsilon_n} \max_{\substack{JCM \\ |J|=s_0}} \{ -\Pi_J \mathbf{R}(t)^\top \Pi_J \mathbf{C}_0^{(3)}(t) + \Pi_J \mathbf{R}(t_1)^\top \Pi_J \mathbf{C}_0^{(3)}(t_1) \}, \\
A_{1.12} &:= 2SNR(0, \tilde{\tau}) \max_{t \geq t_1 + \epsilon_n} \max_{\substack{JCM \\ |J|=s_0}} \{ -\Pi_J \mathbf{R}(t)^\top \Pi_J \mathbf{C}_0^{(4)}(t) + \Pi_J \mathbf{R}(t_1)^\top \Pi_J \mathbf{C}_0^{(4)}(t_1) \}, \\
A_{1.13} &:= 2 \max_{t \geq t_1 + \epsilon_n} \max_{\substack{JCM \\ |J|=s_0}} \{ \Pi_J \mathbf{C}_0^{(3)}(t)^\top \Pi_J \mathbf{C}_0^{(4)}(t) - \Pi_J \mathbf{C}_0^{(3)}(t_1)^\top \Pi_J \mathbf{C}_0^{(4)}(t_1) \}, \\
A_{1.14} &:= 2SNR(0, \tilde{\tau}) \max_{t \geq t_1 + \epsilon_n} \max_{\substack{JCM \\ |J|=s_0}} \left\{ -\Pi_J \mathbf{C}_0^{(3)}(t)^\top \Pi_J \boldsymbol{\delta}(t) + \Pi_J \mathbf{C}_0^{(3)}(t_1)^\top \Pi_J \boldsymbol{\delta}(t_1) \right. \\
&\quad \left. + \frac{SNR^2(0, \tilde{\tau})}{5} (\|\Pi_J \boldsymbol{\delta}(t)\|^2 - \|\Pi_J \boldsymbol{\delta}(t_1)\|^2) \right\} \\
A_{1.15} &:= 2SNR(0, \tilde{\tau}) \max_{t \geq t_1 + \epsilon_n} \max_{\substack{JCM \\ |J|=s_0}} \left\{ -\Pi_J \mathbf{C}_0^{(4)}(t)^\top \Pi_J \boldsymbol{\delta}(t) + \Pi_J \mathbf{C}_0^{(4)}(t_1)^\top \Pi_J \boldsymbol{\delta}(t_1) \right. \\
&\quad \left. + \frac{SNR^2(0, \tilde{\tau})}{5} (\|\Pi_J \boldsymbol{\delta}(t)\|^2 - \|\Pi_J \boldsymbol{\delta}(t_1)\|^2) \right\}.
\end{aligned}$$

Next, we aim to prove that $\mathbb{P}(A_{1.1} + \cdots + A_{1.15} \leq 0) \rightarrow 1$. The proof proceeds into five steps:

Step 1: We aim to prove that, with probability tending to 1,

$$A_{1.1} + A_{1.2} + A_{1.3} + A_{1.4} + A_{1.7} + A_{1.8} + A_{1.9} + A_{1.10} + A_{1.11} + A_{1.12} + A_{1.13} \leq 0.$$

The main idea of step 1 is to obtain the upper bound for each item. Note that similar to the proofs in Section D.3.1, we can directly prove that:

$$\begin{aligned}
A_{1.1} &\leq C_1(s_0, M, \tilde{\tau}) \log(pn), \\
A_{1.2} &\leq -\frac{SNR^2(0, \tilde{\tau})}{10} q_0 n \epsilon_n \|\Delta\|_{(s_0, 2)}^2, \\
A_{1.3} &\leq C_3(s_0, M, \tilde{\tau}) SNR^2(0, \tilde{\tau}) s^2 \log(pn) \|\Delta\|_{(s_0, 2)}^2, \\
A_{1.4} &\leq C_4(s_0, M, \tilde{\tau}) SNR(0, \tilde{\tau}) s \log(pn) \|\Delta\|_{(s_0, 2)}.
\end{aligned}$$

For $A_{1.7}$, by (D.108), we have:

$$\begin{aligned}
A_{1.7} &:= \max_{t \geq t_1 + \epsilon_n} \max_{\substack{J \subset \mathcal{M} \\ |J|=s_0}} \{ \|\Pi_J \mathbf{C}_0^{(3)}(t)\|^2 + \|\Pi_J \mathbf{C}_0^{(3)}(t_1)\|^2 \} \\
&\leq 2 \max_{q_0 \leq t \leq 1 - q_0} \|\mathbf{C}_0^{(3)}(t)\|_{(s_0, 2)}^2 \\
&\leq C_7(s_0, M, \tilde{\tau}) s^4 \log(pn) \|\Delta\|_{(s_0, 2)}^4,
\end{aligned}$$

For $A_{1.8}$, by (D.109), we have:

$$\begin{aligned}
A_{1.8} &:= \max_{t \geq t_1 + \epsilon_n} \max_{\substack{J \subset \mathcal{M} \\ |J|=s_0}} \{ \|\Pi_J \mathbf{C}_0^{(4)}(t)\|^2 + \|\Pi_J \mathbf{C}_0^{(4)}(t_1)\|^2 \} \\
&\leq 2 \max_{q_0 \leq t \leq 1 - q_0} \|\mathbf{C}_0^{(4)}(t)\|_{(s_0, 2)}^2 \\
&\leq C_8(s_0, M, \tilde{\tau}) s^2 \log(pn) \|\Delta\|_{(s_0, 2)}^2.
\end{aligned}$$

For $A_{1.9}$, by the Cauchy-Swartz inequality, Lemma C.7, and (D.108), we have:

$$\begin{aligned}
A_{1.9} &= 2 \max_{t \geq t_1 + \epsilon_n} \max_{\substack{J \subset \mathcal{M} \\ |J|=s_0}} \{ \|\Pi_J \mathbf{C}_0^{(1)}(t)\| \|\Pi_J \mathbf{C}_0^{(3)}(t)\| - \|\Pi_J \tilde{\mathbf{C}}_0^{(1)}(t_1)\| \|\Pi_J \mathbf{C}_0^{(3)}(t_1)\| \} \\
&\leq_{(1)} 4 \max_{t \in [q_0, 1 - q_0]} \max_{\substack{J \subset \mathcal{M} \\ |J|=s_0}} \{ \|\Pi_J \mathbf{C}_0^{(1)}(t)\| \|\Pi_J \mathbf{C}_0^{(3)}(t)\| \} \\
&\leq_{(2)} 4 \max_{t \in [q_0, 1 - q_0]} \max_{\substack{J \subset \mathcal{M} \\ |J|=s_0}} \{ \|\Pi_J \mathbf{C}_0^{(1)}(t)\|_2 \|\Pi_J \mathbf{C}_0^{(3)}(t)\|_2 \} \\
&\leq_{(3)} 4 \max_{t \in [q_0, 1 - q_0]} \|\mathbf{C}_0^{(1)}(t)\|_{(s_0, 2)} \times \max_{t \in [q_0, 1 - q_0]} \|\mathbf{C}_0^{(3)}(t)\|_{(s_0, 2)} \\
&\leq_{(4)} C s_0^{1/2} M \sqrt{\log(pn)} \times s_0^{1/2} \sqrt{\log(pn)} s^2 \|\Delta\|_{(s_0, 2)}^2 \\
&\leq_{(5)} C_9(s_0, M, \tilde{\tau}) s^2 \log(pn) \|\Delta\|_{(s_0, 2)}^2.
\end{aligned} \tag{D.65}$$

Similarly, for $A_{1.10} - A_{1.13}$, by (D.104), (D.108), (D.109), and the Cauchy-Swartz inequality, we can prove that:

$$\begin{aligned}
A_{1.10} &\leq C_{10}(s_0, M, \tilde{\tau}) s \log(pn) \|\Delta\|_{(s_0, 2)}, \\
A_{1.11} &\leq C_{11}(s_0, M, \tilde{\tau}) SNR(0, \tilde{\tau}) s^3 \log(pn) \|\Delta\|_{(s_0, 2)}^3, \\
A_{1.12} &\leq C_{12}(s_0, M, \tilde{\tau}) SNR(0, \tilde{\tau}) s^2 \log(pn) \|\Delta\|_{(s_0, 2)}^2, \\
A_{1.13} &\leq C_{13}(s_0, M, \tilde{\tau}) s^3 \log(pn) \|\Delta\|_{(s_0, 2)}^3.
\end{aligned}$$

Note that by Assumption F and the assumption that $\|\Delta\|_1 \leq C_\Delta$, we have $s^2 \|\Delta\|_{(s_0, 2)}^2 = O(1)$, $s^3 \|\Delta\|_{(s_0, 2)}^3 = O(1)$, and $s \|\Delta\|_{(s_0, 2)} = O(1)$. Hence, for the above results, by Assumption E.2, up to some constants, the upper bounds of $A_{1.1}$ dominates the others. Hence, if ϵ_n satisfies:

$$\epsilon_n \geq C(s_0, M, \tilde{\tau}) \frac{\log(pn)}{n SNR^2(0, \tilde{\tau}) \|\Delta\|_{(s_0, 2)}^2}, \tag{D.66}$$

for some big enough $C > 0$, w.p.a.1, we have

$$A_{1.1} + A_{1.2} + A_{1.3} + A_{1.4} + A_{1.7} + A_{1.8} + A_{1.9} + A_{1.10} + A_{1.11} + A_{1.12} + A_{1.13} \leq 0.$$

Step 2: We aim to prove that $\mathbb{P}(A_{1.5} \leq 0) \rightarrow 1$. With a very similar proof procedure as (D.52) - (D.58) in Section D.3.1, if ϵ_n satisfies:

$$\epsilon_n \geq C_5(s_0, M, \tilde{\boldsymbol{\tau}}) \frac{\log(pn)}{nSNR^2(0, \tilde{\boldsymbol{\tau}}) \|\boldsymbol{\Delta}\|_{(s_0, 2)}^2}, \quad (\text{D.67})$$

for some big enough $C_5 > 0$, then, w.p.a.1, we have $A_{1.5} \leq 0$.

Step 3: We aim to prove that $\mathbb{P}(A_{1.6} \leq 0) \rightarrow 1$. Note that with a very similar proof procedure as (D.52) - (D.58) in Section D.3.1, if ϵ_n satisfies:

$$\epsilon_n = C_6(s_0, M, \tilde{\boldsymbol{\tau}}) \frac{s^2 \log(pn)}{n} := C_6(s_0, M, \tilde{\boldsymbol{\tau}}) \frac{\log(pn)}{n \|\boldsymbol{\Delta}\|_{(s_0, 2)}^2} s^2 \|\boldsymbol{\Delta}\|_{(s_0, 2)}^2, \quad (\text{D.68})$$

for some big enough $C_6 > 0$, then, w.p.a.1, we have $A_{1.6} \leq 0$.

Step 4: We aim to prove that $\mathbb{P}(A_{1.14} \leq 0) \rightarrow 1$. Using similar analysis as in (D.106) - (D.107) and with a very similar proof procedure but some tedious modifications of (D.52) - (D.58) in Section D.3.1, if ϵ_n satisfies:

$$\epsilon_n \geq C_{14}(s_0, M, \tilde{\boldsymbol{\tau}}) \frac{\log(pn)}{nSNR^2(0, \tilde{\boldsymbol{\tau}}) \|\boldsymbol{\Delta}\|_{(s_0, 2)}^2} s^4 \|\boldsymbol{\Delta}\|_{(s_0, 2)}^4, \quad (\text{D.69})$$

for some big enough $C_{14} > 0$, then, w.p.a.1, we have $A_{1.14} \leq 0$.

Step 5: We aim to prove $\mathbb{P}(A_{1.15} \leq 0) \rightarrow 1$. Using some tedious modifications of Lemma E.1, with a very similar proof procedure as (D.52) - (D.58) in Section D.3.1, if ϵ_n satisfies:

$$\epsilon_n \geq C_{15}(s_0, M, \tilde{\boldsymbol{\tau}}) \frac{\log(pn)}{nSNR^2(0, \tilde{\boldsymbol{\tau}}) \|\boldsymbol{\Delta}\|_{(s_0, 2)}^2} s^2 \|\boldsymbol{\Delta}\|_{(s_0, 2)}^2, \quad (\text{D.70})$$

for some big enough $C_{15} > 0$, then w.p.a.1, we have $A_{1.15} \leq 0$.

Lastly, considering (D.66) - (D.70), if ϵ_n satisfies:

$$\epsilon_n \geq C^*(s_0, M, \tilde{\boldsymbol{\tau}}) \frac{\log(pn)}{nSNR^2(0, \tilde{\boldsymbol{\tau}}) \|\boldsymbol{\Delta}\|_{(s_0, 2)}^2}, \quad (\text{D.71})$$

for some big enough $C^* > 0$, we have $\mathbb{P}(A_{1.1} + \dots + A_{1.15} \leq 0) \rightarrow 1$, which yields $\mathbb{P}(A_1) \rightarrow 1$. Similarly, we can prove $\mathbb{P}(A_2) \rightarrow 1$, which finishes the proof of Theorem 3.4 with $\alpha = 0$. \square

D.3.3 Change point estimation for $\alpha \in (0, 1)$

Proof. For $\alpha \in (0, 1)$, recall $\mathbf{Z}(\mathbf{X}_i, Y_i; \tilde{\boldsymbol{\tau}}, \hat{\mathbf{b}}, \hat{\boldsymbol{\beta}}) := (1 - \alpha) \frac{1}{K} \sum_{k=1}^K \mathbf{X}_i (\mathbf{1}\{Y_i - \hat{b}_k - \mathbf{X}_i^\top \hat{\boldsymbol{\beta}} \leq 0\} - \tau_k) - \alpha \mathbf{X}_i (Y_i - \mathbf{X}_i^\top \hat{\boldsymbol{\beta}})$ as the weighted score function. For $\alpha \in (0, 1)$ and each $t \in [q_0, 1 - q_0]$, define $\tilde{\mathbf{C}}_\alpha(t) = (\tilde{C}_{\alpha 1}(t), \dots, \tilde{C}_{\alpha p}(t))^\top$ with

$$\tilde{\mathbf{C}}_\alpha(t) = \frac{1}{\sqrt{n}} \left(\sum_{i=1}^{\lfloor nt \rfloor} \mathbf{Z}(\mathbf{X}_i, Y_i; \tilde{\boldsymbol{\tau}}, \hat{\mathbf{b}}, \hat{\boldsymbol{\beta}}) - \frac{\lfloor nt \rfloor}{n} \sum_{i=1}^n \mathbf{Z}(\mathbf{X}_i, Y_i; \tilde{\boldsymbol{\tau}}, \hat{\mathbf{b}}, \hat{\boldsymbol{\beta}}) \right). \quad (\text{D.72})$$

Note that there is no any variance estimator in $\tilde{\mathbf{C}}_\alpha(t)$. Recall $\hat{t}_\alpha := \arg \max_{t \in [q_0, 1 - q_0]} \|\tilde{\mathbf{C}}_\alpha(t)\|_{(s_0, 2)}$. To prove Theorem 3.4 with $\alpha \in (0, 1)$, we need to prove that as $n, p \rightarrow \infty$, by choosing a large enough constant $C(s_0, M, q_0, \alpha)$ in ϵ_n (which will be given in (D.77)), we have

$$\mathbb{P}(|\hat{t}_\alpha - t_1| \geq \epsilon_n) \rightarrow 0. \quad (\text{D.73})$$

Similar to Sections D.3.1 and D.3.2, we have to prove $\mathbb{P}(A_1) \rightarrow 1$ and $\mathbb{P}(A_2) \rightarrow 1$, where

$$\begin{aligned} A_1 &= \max_{t \geq t_1 + \epsilon_n} \|\tilde{\mathbf{C}}_\alpha(t)\|_{(s_0, 2)} - \|\tilde{\mathbf{C}}_\alpha(t_1)\|_{(s_0, 2)} \leq 0, \\ A_2 &= \max_{t \leq t_1 - \epsilon_n} \|\tilde{\mathbf{C}}_\alpha(t)\|_{(s_0, 2)} - \|\tilde{\mathbf{C}}_\alpha(t_1)\|_{(s_0, 2)} \leq 0. \end{aligned} \quad (\text{D.74})$$

By the symmetry, we only consider $\mathbb{P}(A_1) \rightarrow 1$. Similar to the previous two sections, define the two events \mathcal{H}_1 and \mathcal{H}_2 :

$$\begin{aligned} \mathcal{H}_1 &= \left\{ \max_{t \geq t_1 + \epsilon_n} \|\tilde{\mathbf{C}}_\alpha(t)\|_{(s_0, 2)} := \max_{t \geq t_1 + \epsilon_n} \max_{\substack{J \subset \{1, \dots, p\} \\ |J| = s_0}} \|\Pi_J \tilde{\mathbf{C}}_\alpha(t)\|_2 = \max_{t \geq t_1 + \epsilon_n} \max_{\substack{J \subset \mathcal{M} \\ |J| = s_0}} \|\Pi_J \tilde{\mathbf{C}}_\alpha(t)\|_2 \right\}, \\ \mathcal{H}_2 &= \left\{ \|\tilde{\mathbf{C}}_\alpha(t_1)\|_{(s_0, 2)} := \max_{\substack{J \subset \{1, \dots, p\} \\ |J| = s_0}} \|\Pi_J \tilde{\mathbf{C}}_\alpha(t_1)\|_2 = \max_{\substack{J \subset \mathcal{M} \\ |J| = s_0}} \|\Pi_J \tilde{\mathbf{C}}_\alpha(t_1)\|_2 \right\}. \end{aligned} \quad (\text{D.75})$$

Similar to the proof of Lemma D.5, we can prove $\mathbb{P}(\mathcal{H}_1 \cap \mathcal{H}_2) \rightarrow 1$. Now, under $\mathcal{H}_1 \cap \mathcal{H}_2$, we have:

$$\begin{aligned} \mathbb{P}(A_1) &= \mathbb{P}\left(\max_{t \geq t_1 + \epsilon_n} \|\tilde{\mathbf{C}}_\alpha(t)\|_{(s_0, 2)} - \|\tilde{\mathbf{C}}_\alpha(t_1)\|_{(s_0, 2)} \leq 0 \right) \\ &= \mathbb{P}\left(\max_{t \geq t_1 + \epsilon_n} \max_{\substack{J \subset \mathcal{M} \\ |J| = s_0}} \|\Pi_J \tilde{\mathbf{C}}_\alpha(t)\|_2 - \max_{\substack{J \subset \mathcal{M} \\ |J| = s_0}} \|\Pi_J \tilde{\mathbf{C}}_\alpha(t_1)\|_2 \leq 0 \right) \\ &= \mathbb{P}\left(\max_{t \geq t_1 + \epsilon_n} \max_{\substack{J \subset \mathcal{M} \\ |J| = s_0}} \|\Pi_J \tilde{\mathbf{C}}_\alpha(t)\|^2 - \max_{\substack{J \subset \mathcal{M} \\ |J| = s_0}} \|\Pi_J \tilde{\mathbf{C}}_\alpha(t_1)\|^2 \leq 0 \right). \end{aligned}$$

Recall $\sigma^2(\alpha, \tilde{\boldsymbol{\tau}}) := \text{Var}[(1 - \alpha)e_i(\tilde{\boldsymbol{\tau}}) - \alpha e_i]$ and $\mathbf{C}_\alpha(t)$ defined in (D.115). Then, under \mathbf{H}_1 , we have the following decomposition

$$\begin{aligned} \tilde{\mathbf{C}}_\alpha(t) &= \sigma(\alpha, \tilde{\boldsymbol{\tau}}) \times \mathbf{C}_\alpha(t) \\ &= \sigma(\alpha, \tilde{\boldsymbol{\tau}}) \times \left(\tilde{\mathbf{C}}_\alpha^I(t) - \text{SNR}(\alpha, \tilde{\boldsymbol{\tau}}) \times \boldsymbol{\delta}(t) - \text{SNR}(\alpha, \tilde{\boldsymbol{\tau}}) \times \mathbf{R}(t) \right. \\ &\quad \left. + (1 - \alpha)\mathbf{C}_0^{(3)}(t) + (1 - \alpha)\mathbf{C}_0^{(4)}(t) \right), \end{aligned} \quad (\text{D.76})$$

where the second equation comes from the decomposition in (D.116). By the fact that $\max a_i - \max b_i \leq \max(a_i - b_i)$ and $\max(a_i + b_i) \leq \max a_i + \max b_i$ for any $\{a_i\}$ and $\{b_i\}$, we have:

$$\begin{aligned} &\left\{ \max_{t \geq t_1 + \epsilon_n} \max_{\substack{J \subset \mathcal{M} \\ |J| = s_0}} \|\Pi_J \tilde{\mathbf{C}}_\alpha(t)\|^2 - \max_{\substack{J \subset \mathcal{M} \\ |J| = s_0}} \|\Pi_J \tilde{\mathbf{C}}_\alpha(t_1)\|^2 \leq 0 \right\} \\ &\subset \left\{ \sigma^2(\alpha, \tilde{\boldsymbol{\tau}}) \times \max_{t \geq t_1 + \epsilon_n} \max_{\substack{J \subset \mathcal{M} \\ |J| = s_0}} \left(\|\Pi_J (\tilde{\mathbf{C}}_\alpha^I(t) - \text{SNR}(\alpha, \tilde{\boldsymbol{\tau}}) \times \boldsymbol{\delta}(t) - \text{SNR}(\alpha, \tilde{\boldsymbol{\tau}}) \times \mathbf{R}(t) \right. \right. \\ &\quad \left. \left. + (1 - \alpha)\mathbf{C}_0^{(3)}(t) + (1 - \alpha)\mathbf{C}_0^{(4)}(t) \right)\|^2 \right. \\ &\quad \left. - \|\Pi_J (\tilde{\mathbf{C}}_\alpha^I(t_1) - \text{SNR}(\alpha, \tilde{\boldsymbol{\tau}}) \times \boldsymbol{\delta}(t_1) - \text{SNR}(\alpha, \tilde{\boldsymbol{\tau}}) \times \mathbf{R}(t_1) \right. \\ &\quad \left. + (1 - \alpha)\mathbf{C}_0^{(3)}(t_1) + (1 - \alpha)\mathbf{C}_0^{(4)}(t_1) \right)\|^2 \leq 0 \right\}. \end{aligned}$$

Note that similar to Section D.3.2, for the above inequality, we can decompose it into fifteen parts. Moreover, using the obtained bounds in Sections D.3.1 and D.3.2, if ϵ_n satisfies:

$$\epsilon_n \geq C^*(s_0, M, \tilde{\boldsymbol{\tau}}, \alpha) \frac{\log(pn)}{n \text{SNR}^2(\alpha, \tilde{\boldsymbol{\tau}}) \|\boldsymbol{\Delta}\|_{(s_0, 2)}^2}, \quad (\text{D.77})$$

for some big enough $C^* > 0$, it is not hard to prove that $\mathbb{P}(A_1) \rightarrow 1$ and $\mathbb{P}(A_2) \rightarrow 1$, which finishes the proof of Theorem 3.4 with $\alpha \in (0, 1)$. \square

D.4 Proof of Theorem 3.6

Let $r_\alpha(n) = \sqrt{s \log(pn)/n}$ if $\alpha = 1$ and $r_\alpha(n) = s \sqrt{\frac{\log(pn)}{n}} \vee s^{\frac{1}{2}} \left(\frac{\log(pn)}{n}\right)^{\frac{3}{8}}$ if $\alpha \in [0, 1)$. In this section, we aim to prove the consistency of $\hat{\sigma}^2(\alpha, \tilde{\boldsymbol{\tau}})$ in the sense that

$$|\hat{\sigma}^2(\alpha, \tilde{\boldsymbol{\tau}}) - \sigma^2(\alpha, \tilde{\boldsymbol{\tau}})| = O_p(r_\alpha(n)). \quad (\text{D.78})$$

We consider the proof in two cases:

Case 1: the signal jump satisfies $\text{SNR}(\alpha, \tilde{\boldsymbol{\tau}}) \|\boldsymbol{\Delta}\|_{(s_0, 2)} \gg \sqrt{\log(pn)/n}$. In this case, by Theorem 3.4, w.p.a.1, we have:

$$|nt_\alpha - nt_1| = o(n).$$

Recall $n_- := \{i : i \leq nht_\alpha\}$ and $n_+ := \{i : \hat{t}_\alpha n + (1-h)(1-\hat{t}_\alpha)n \leq i \leq n\}$ for some $0 < h < 1$. Hence, by Theorem 3.4, w.p.a.1, the samples in n_- are before the true change point t_1 and those in n_+ are after t_1 . Hence, we can use a very similar proof technique as in Section D.1 to yield (D.78).

Case 2: the signal jump satisfies $\text{SNR}(\alpha, \tilde{\boldsymbol{\tau}}) \|\boldsymbol{\Delta}\|_{(s_0, 2)} = O(\sqrt{\log(pn)/n})$. In this case, the change point estimator \hat{t}_α can be an arbitrary number which satisfies $\hat{t}_\alpha \in [q_0, 1 - q_0]$. Note that in this case, the signal jump $\boldsymbol{\beta}^{(1)} - \boldsymbol{\beta}^{(2)}$ is very small in the sense that:

$$\|\boldsymbol{\beta}^{(1)} - \boldsymbol{\beta}^{(2)}\|_1 = O\left(s \sqrt{\frac{\log(pn)}{n}}\right), \quad \|\boldsymbol{\beta}^{(1)} - \boldsymbol{\beta}^{(2)}\|_2 = O\left(\sqrt{s \frac{\log(pn)}{n}}\right).$$

In this case, using some modifications of Theorem 3.2 in Section D.1, we can still prove

$$|\hat{\sigma}^2(\alpha, \tilde{\boldsymbol{\tau}}) - \sigma^2(\alpha, \tilde{\boldsymbol{\tau}})| = O_p(r_\alpha(n)). \quad (\text{D.79})$$

Since the modifications are lengthy, to save space, we omit the details.

D.5 Proof of Theorem 3.7

Throughout the following proofs, we assume $\|\boldsymbol{\beta}^{(2)} - \boldsymbol{\beta}^{(1)}\|_\infty \geq \sqrt{\log(p)/n}$ and $\|\boldsymbol{\beta}^{(2)} - \boldsymbol{\beta}^{(1)}\|_2 \geq \sqrt{s \log(p)/n}$, as well as $\|\boldsymbol{\beta}^{(2)} - \boldsymbol{\beta}^{(1)}\|_1 \geq s \sqrt{\log(p)/n}$. Next, we give the power results

for $\alpha = 1$, $\alpha = 0$ and $\alpha \in (0, 1)$, respectively. For simplicity, we will omit the subscript α whenever needed.

D.5.1 Power analysis for $\alpha = 1$

Firstly, we consider the oracle case that assumes the variance is known by letting $\hat{\sigma}^2(\alpha, \tilde{\boldsymbol{\tau}}) = \sigma^2$, where $\sigma^2 := \text{Var}[\epsilon]$. In addition, for the case of $\alpha = 1$, we have $SNR(\alpha, \tilde{\boldsymbol{\tau}}) := SNR(1, \tilde{\boldsymbol{\tau}}) = 1/\sigma$, where $\sigma^2 = \text{Var}(\epsilon)$. Without loss of generality, we assume $\sigma^2 = 1$. The proof of Theorem 3.7 proceeds in two steps. In Step 1, we obtain the upper bound of $c_{T_1^b}(1 - \gamma)$, where $c_{T_1^b}(1 - \gamma)$ is the $1 - \gamma$ th quantile of T_1^b , which is defined as

$$c_{T_1^b}(1 - \gamma) := \inf \{t : \mathbb{P}(T_1^b \leq t) \geq 1 - \gamma\}. \quad (\text{D.80})$$

In Step 2, using the obtained upper bound, we get the lower bound of $\mathbb{P}(T_1 \geq c_{T_1^b}(1 - \gamma))$ and prove

$$\mathbb{P}(T_1 \geq c_{T_1^b}(1 - \gamma)) \rightarrow 1, \text{ as } n, p \rightarrow \infty. \quad (\text{D.81})$$

Note that $\{\Psi_{\gamma,1} = 1\} \Leftrightarrow \{T_1 \geq \hat{c}_{T_1^b}(1 - \gamma)\}$, where

$$\hat{c}_{T_1^b}(1 - \gamma) := \inf \{t : (B + 1)^{-1} \sum_{b=1}^B \mathbf{1}\{T_1^b \leq t\} \geq 1 - \gamma\}. \quad (\text{D.82})$$

Finally, using the fact that $\hat{c}_{T_1^b}(1 - \gamma)$ is the estimation for $c_{T_1^b}(1 - \gamma)$ based on the bootstrap samples, we complete the proof. Now, we consider the two steps in detail.

Step 1: By the definition of T_1^b , we have: $T_1^b = \max_{q_0 \leq t \leq 1 - q_0} \|\mathbf{C}_1^b(t)\|_{(s_0, 2)}$, where

$$\mathbf{C}_1^b(t) := \frac{1}{\sqrt{nv(1, \tilde{\boldsymbol{\tau}})}} \left(\sum_{i=1}^{\lfloor nt \rfloor} \mathbf{X}_i \epsilon_i^b - \frac{\lfloor nt \rfloor}{n} \sum_{i=1}^n \mathbf{X}_i \epsilon_i^b \right),$$

where ϵ_i^b are i.i.d $N(0, 1)$, $v(1, \tilde{\boldsymbol{\tau}}) := \text{Var}[e_i^b] = 1$. Our next goal is to obtain an upper bound of $c_{T_1^b}(1 - \gamma)$. To this end, for any $1 \leq i \leq n$, $1 \leq j \leq p$, and $\lfloor nq_0 \rfloor \leq k \leq n - \lfloor nq_0 \rfloor$, we define $W_{ijk}^b = X_{ij} \epsilon_i^b a_{ik}$, where $a_{ik} := \mathbf{1}\{i \leq k\} - k/n$. Using the above notations, for T_1 , we have:

$$\begin{aligned} T_1 &= \max_{q_0 \leq t \leq 1 - q_0} \|\mathbf{C}_1^b(t)\|_{(s_0, 2)} \leq s_0^{1/2} \max_{q_0 \leq t \leq 1 - q_0} \|\mathbf{C}_1^b(t)\|_\infty \\ &= s_0^{1/2} \frac{1}{\sqrt{n}} \underbrace{\max_{\substack{1 \leq j \leq p, \\ \lfloor nq_0 \rfloor \leq k \leq n - \lfloor nq_0 \rfloor}} \left| \sum_{i=1}^n W_{ijk}^b \right|}_{Z}. \end{aligned}$$

Hence, according to the above inequality, let $c_Z(1 - \gamma)$ be the $1 - \gamma$ -th quantile of Z , then we have:

$$c_{T_1^b}(1 - \gamma) \leq s_0^{1/2} \frac{1}{\sqrt{n}} c_Z(1 - \gamma). \quad (\text{D.83})$$

Next, we obtain an upper bound of $c_Z(1 - \gamma)$. The main technique is to use Lemma C.1 and Lemma C.2. Let $M = \max_{i,j,k} |W_{ijk}|$ and $\sigma_*^2 = \max_{jk} \sum_i \mathbb{E}[W_{ijk}^2]$. Then, we have

$$\sigma_*^2 = \max_{jk} \sum_i \mathbb{E}[W_{ijk}^2] = \max_{jk} \mathbb{E}[X_{ij} \epsilon_i^b a_{ik}]^2 \leq nM^2(1 - q_0)^2 \leq C_1(M, q_0)n$$

where the last inequality uses the fact that $|X_{ij}| \leq M$ and $|a_{ik}| \leq 1 - q_0$. For $\mathbb{E}[M^2]$, we have:

$$\mathbb{E}[M^2] = \mathbb{E}[\max_{ijk} |X_{ij} \epsilon_i^b a_{ik}|^2] \leq M^2(1 - q_0)^2 \mathbb{E}[\max_i |\epsilon_i^b|^2] \leq C_2(M, q_0) \log(n),$$

where the last inequality comes from Example 3.5.6 in Embrechts et al. (2013). Let $n' = n - 2\lfloor nq_0 \rfloor$. Using the above results, by Lemma C.1, we have:

$$\mathbb{E}[Z] \leq C(\sigma_* \sqrt{\log(pn')} + \sqrt{\mathbb{E}[M^2]} \log pn') \leq C_3(M, q_0) \sqrt{n \log(pn)}.$$

Note that X_{ij} and ϵ_i^b are all sub-Gaussian random variables, which implies $\|X_{ij} \epsilon_i^b\|_{\psi_1}$ exists. Hence, we have:

$$\|M\|_{\psi_1} := \|\max_{i,j,k} |X_{ij} \epsilon_i^b a_{ik}|\|_{\psi_1} \leq C \log(pnn' + 1) \max_{i,j,k} \|X_{ij} \epsilon_i^b a_{ik}\|_{\psi_1} \leq C_4(M, q_0) \log(pn).$$

By Lemma C.2, taking $\eta = 1$ and $\beta = 1$, we have:

$$\mathbb{P}(Z \geq 2\mathbb{E}[Z] + t) \leq \exp\left(-\frac{t^2}{3C_1(M, q_0)n}\right) + 3 \exp\left(-\frac{t}{C_4(M, q_0) \log(pn)}\right).$$

Taking $t = 2(t_1 \vee t_2)$, where t_1 and t_2 satisfies:

$$-\frac{t_1^2}{3C_1(M, q_0)n} = \log(\gamma/2) \quad \text{and} \quad -\frac{t_2}{C_4(M, q_0) \log(pn)} = \log(\gamma/6),$$

we have:

$$\mathbb{P}(Z \geq 2\mathbb{E}[Z] + t) \leq \gamma.$$

By noting that $t := 2(t_1 \vee t_2) \leq C_5(M, q_0) \sqrt{n \log(1/\gamma)}$ and $\mathbb{E}[Z] \leq C_3(M, q_0) \sqrt{n \log(pn)}$, we have:

$$\begin{aligned} c_Z(1 - \gamma) &= 2\mathbb{E}[Z] + t \\ &\leq 2C_3(M, q_0) \sqrt{n \log(pn)} + C_5(M, q_0) \sqrt{n \log(1/\gamma)} \leq C_6(\sqrt{n \log(pn)} + \sqrt{n \log(1/\gamma)}). \end{aligned}$$

Lastly, considering (D.83), we have:

$$c_{T_1^b}(1 - \gamma) \leq C_6(M, q_0) s_0^{1/2} (\sqrt{\log(pn)} + \sqrt{\log(1/\gamma)}), \quad (\text{D.84})$$

where $C_6(M, q_0)$ is some universal constant not depending on n or p .

Step 2: In this step, we aim to prove that $\mathbb{P}(T_1 \geq c_{T_1^b}(1 - \gamma)) \rightarrow 1$ as $n, p \rightarrow \infty$. Note that in Step 1, we have obtained the upper bound of $c_{T_1^b}(1 - \gamma)$. Hence, it is sufficient to prove that $H_1 \rightarrow 1$ as $n, p \rightarrow \infty$, where

$$H_1 := \mathbb{P}(T_1 \geq C_6(M, q_0) s_0^{1/2} (\sqrt{\log(pn)} + \sqrt{\log(1/\gamma)})). \quad (\text{D.85})$$

To prove $H_1 \rightarrow 1$, we need the decomposition of T_1 under \mathbf{H}_1 . Recall the decomposition of $\mathbf{C}_1(t)$ defined in (D.9). Let the signal jump be

$$\delta(t) := \begin{cases} \sqrt{n} \frac{\lfloor nt \rfloor}{n} \frac{n - \lfloor nt_1 \rfloor}{n} \Sigma(\beta^{(1)} - \beta^{(2)}), & \text{if } t \leq t_1, \\ \sqrt{n} \frac{\lfloor nt_1 \rfloor}{n} \frac{n - \lfloor nt \rfloor}{n} \Sigma(\beta^{(1)} - \beta^{(2)}), & \text{if } t > t_1. \end{cases} \quad (\text{D.86})$$

Then, under \mathbf{H}_1 , for $\alpha = 1$, we have the following decomposition:

$$\mathbf{C}_1(t) = \mathbf{C}_1^I(t) + \text{SNR}(1, \tilde{\tau}) \times \delta(t) + \text{SNR}(1, \tilde{\tau}) \times \mathbf{R}(t),$$

where $\mathbf{C}_1(t)$ and $\mathbf{R}(t)$ are defined as

$$\mathbf{C}_1^I(t) := \frac{1}{\sqrt{n\hat{\sigma}(\alpha, \tilde{\tau})}} \left(\sum_{i=1}^{\lfloor nt \rfloor} \mathbf{X}_i \epsilon_i - \frac{\lfloor nt \rfloor}{n} \sum_{i=1}^n \mathbf{X}_i \epsilon_i \right), \quad \mathbf{R}(t) := \mathbf{R}^I(t) \mathbf{1}\{i \leq \lfloor nt_1 \rfloor\} + \mathbf{R}^{II}(t) \mathbf{1}\{i > \lfloor nt_1 \rfloor\}, \quad (\text{D.87})$$

with $\mathbf{R}^I(t)$ and $\mathbf{R}^{II}(t)$ being defined as

$$\begin{aligned} \mathbf{R}^I(t) &:= \frac{\lfloor nt \rfloor (n - \lfloor nt \rfloor)}{n^{3/2}} (\widehat{\Sigma}(0 : t) - \Sigma) (\beta^{(1)} - \widehat{\beta}) \\ &\quad - \frac{\lfloor nt \rfloor (\lfloor nt_1 \rfloor - \lfloor nt \rfloor)}{n^{3/2}} (\widehat{\Sigma}(t : t_1) - \Sigma) (\beta^{(1)} - \widehat{\beta}) \\ &\quad - \frac{\lfloor nt \rfloor (n - \lfloor nt_1 \rfloor)}{n^{3/2}} (\widehat{\Sigma}(t_1 : 1) - \Sigma) (\beta^{(2)} - \widehat{\beta}), \end{aligned}$$

and

$$\begin{aligned} \mathbf{R}^{II}(t) &:= \frac{\lfloor nt_1 \rfloor (n - \lfloor nt \rfloor)}{n^{3/2}} (\widehat{\Sigma}(0 : t_1) - \Sigma) (\beta^{(1)} - \widehat{\beta}) \\ &\quad - \frac{(n - \lfloor nt \rfloor) (\lfloor nt \rfloor - \lfloor nt_1 \rfloor)}{n^{3/2}} (\widehat{\Sigma}(t_1 : t) - \Sigma) (\beta^{(2)} - \widehat{\beta}) \\ &\quad - \frac{\lfloor nt \rfloor (n - \lfloor nt \rfloor)}{n^{3/2}} (\widehat{\Sigma}(t : 1) - \Sigma) (\beta^{(2)} - \widehat{\beta}). \end{aligned}$$

To prove $H_1 \rightarrow 1$, we need the analysis of $\mathbf{C}_1^I(t)$, $\delta(t)$, and $\mathbf{R}(t)$, respectively. By definition, for $\delta(t)$, we have: $t_1 = \arg \max_{q_0 \leq t \leq 1 - q_0} \|\delta(t)\|_{(s_0, 2)}$. In other words, $\|\delta(t)\|_{(s_0, 2)}$ obtains its

maximum value at the true change point location. For $\mathbf{C}_1^I(t)$, by Lemma C.7 and the fact that $\|\mathbf{v}\|_{(s_0,2)} \leq s_0^{1/2} \|\mathbf{v}\|_\infty$ for any $\mathbf{v} \in \mathbb{R}^p$, we have $\max_{q_0 \leq t \leq 1-q_0} \|\mathbf{C}_1^I(t)\|_{(s_0,2)} \leq C s_0^{1/2} M \sqrt{\log(pn)}$ for some constant $C > 0$. As for $\mathbf{R}(t)$, using the triangle inequality, we have:

$$\max_{q_0 \leq t \leq 1-q_0} \|\mathbf{R}(t)\|_{(s_0,2)} \leq \max_{q_0 \leq t \leq t_1} \|\mathbf{R}^I(t)\|_{(s_0,2)} + \max_{t_1 \leq t \leq 1-q_0} \|\mathbf{R}^{II}(t)\|_{(s_0,2)}.$$

For $\max_{q_0 \leq t \leq t_1} \|\mathbf{R}^I(t)\|_{(s_0,2)}$, using Lemma C.8, with probability at least $1 - (pn)^{-C}$, we have

$$\max_{q_0 \leq t \leq t_1} \|\mathbf{R}^I(t)\|_{(s_0,2)} \leq C_1 s_0^{1/2} \sqrt{\log p} (\|\boldsymbol{\beta}^{(1)} - \hat{\boldsymbol{\beta}}\|_1 + \|\boldsymbol{\beta}^{(2)} - \hat{\boldsymbol{\beta}}\|_1).$$

Note that by Lemma C.10 and the fact that $\boldsymbol{\beta}^* = t_1 \boldsymbol{\beta}^{(1)} + (1 - t_1) \boldsymbol{\beta}^{(2)}$, we have:

$$\begin{aligned} & \|\boldsymbol{\beta}^{(1)} - \hat{\boldsymbol{\beta}}\|_1 \\ & \leq_{(1)} \|\boldsymbol{\beta}^{(1)} - \boldsymbol{\beta}^*\|_1 + \|\boldsymbol{\beta}^* - \hat{\boldsymbol{\beta}}\|_1 \\ & \leq_{(2)} (1 - t_1) \|\boldsymbol{\beta}^{(1)} - \boldsymbol{\beta}^{(2)}\|_1 + C_1 s M \sqrt{\frac{\log(pn)}{n}} (1 + M \|\boldsymbol{\beta}^{(2)} - \boldsymbol{\beta}^{(1)}\|_1) \\ & \leq_{(3)} C_1 \|\boldsymbol{\beta}^{(1)} - \boldsymbol{\beta}^{(2)}\|_1 \\ & \leq_{(4)} C_1 s \|\boldsymbol{\beta}^{(1)} - \boldsymbol{\beta}^{(2)}\|_\infty \\ & \leq_{(5)} C_1 s \|\boldsymbol{\Sigma}^{-1} \boldsymbol{\Sigma}(\boldsymbol{\beta}^{(1)} - \boldsymbol{\beta}^{(2)})\|_{(s_0,2)} \\ & \leq_{(6)} C_2 s \|\boldsymbol{\Sigma}(\boldsymbol{\beta}^{(1)} - \boldsymbol{\beta}^{(2)})\|_{(s_0,2)}, \end{aligned}$$

where (2) comes from Lemma C.10, (3) comes from the assumption that $sM^2 \sqrt{\log(pn)/n} = o(1)$, (6) comes from **Assumption A**. Similarly, we can prove $\|\boldsymbol{\beta}^{(2)} - \hat{\boldsymbol{\beta}}\|_1 = O_p(s \|\boldsymbol{\Sigma}(\boldsymbol{\beta}^{(1)} - \boldsymbol{\beta}^{(2)})\|_{(s_0,2)})$. Combining this result, we can prove that

$$\begin{aligned} \max_{q_0 \leq t \leq 1-q_0} \|\mathbf{R}(t)\|_{(s_0,2)} & \leq 2 \max \left(\max_{q_0 \leq t \leq t_1} \|\mathbf{R}^I(t)\|_{(s_0,2)}, \max_{t_1 \leq t \leq 1-q_0} \|\mathbf{R}^{II}(t)\|_{(s_0,2)} \right) \\ & \leq C s_0^{1/2} s \sqrt{\log p} \|\boldsymbol{\Sigma}(\boldsymbol{\beta}^{(1)} - \boldsymbol{\beta}^{(2)})\|_{(s_0,2)}. \end{aligned}$$

Using the above bounds of $\mathbf{C}_1^I(t)$, $\boldsymbol{\delta}(t)$, and $\mathbf{R}(t)$, and by the triangle inequality, we have:

$$\begin{aligned} T_1 & = \max_{q_0 \leq t \leq 1-q_0} \|\mathbf{C}_1(t)\|_{(s_0,2)} \\ & \geq SNR(1, \tilde{\boldsymbol{\tau}}) \times \max_{q_0 \leq t \leq 1-q_0} \|\boldsymbol{\delta}(t)\|_{(s_0,2)} - \max_{q_0 \leq t \leq 1-q_0} \|\mathbf{C}_1^I(t)\|_{(s_0,2)} - \max_{q_0 \leq t \leq 1-q_0} \|\mathbf{R}(t)\|_{(s_0,2)} \\ & \geq \sqrt{n} \times SNR(1, \tilde{\boldsymbol{\tau}}) \times t_1(1 - t_1) \times \|\boldsymbol{\Sigma}(\boldsymbol{\beta}^{(1)} - \boldsymbol{\beta}^{(2)})\|_{(s_0,2)} - C_1 s_0^{1/2} M \sqrt{\log(pn)} \\ & \quad - C_2 s_0^{1/2} s \sqrt{\log p} \|\boldsymbol{\Sigma}(\boldsymbol{\beta}^{(1)} - \boldsymbol{\beta}^{(2)})\|_{(s_0,2)}, \\ & \geq \sqrt{n} \times SNR(1, \tilde{\boldsymbol{\tau}}) \times t_1(1 - t_1) \times \|\boldsymbol{\Sigma}(\boldsymbol{\beta}^{(1)} - \boldsymbol{\beta}^{(2)})\|_{(s_0,2)} (1 - \epsilon_n) - C_1 s_0^{1/2} M \sqrt{\log(pn)}, \end{aligned} \tag{D.88}$$

where $\epsilon_n := (SNR(1, \tilde{\boldsymbol{\tau}}) \times t_1(1 - t_1))^{-1} s_0^{1/2} s \sqrt{\log(p)/n} = O(s_0^{1/2} s \sqrt{\log(p)/n})$. Recall H_1 as defined in (D.85). Hence, to prove $H_1 \rightarrow 1$, it is sufficient to prove $H'_1 \rightarrow 1$, where

$$\begin{aligned} H'_1 &= \mathbb{P}\left(\sqrt{n} \times SNR(1, \tilde{\boldsymbol{\tau}}) \times t_1(1 - t_1) \times \|\boldsymbol{\Sigma}(\boldsymbol{\beta}^{(1)} - \boldsymbol{\beta}^{(2)})\|_{(s_0, 2)}\right. \\ &\geq \left. \frac{C s_0^{1/2} M(\sqrt{\log(pn)} + \sqrt{\log(1/\gamma)})}{1 - \epsilon_n}\right). \end{aligned}$$

Hence, by (3.7), it is straightforward to see that $H'_1 \rightarrow 1$ as $n, p \rightarrow \infty$, which finishes the proof.

Remark D.6. Note that for $\alpha = 1$, if we replace $\sigma^2(1, \tilde{\boldsymbol{\tau}})$ by an estimator $\hat{\sigma}^2(\alpha, \tilde{\boldsymbol{\tau}})$ which satisfies: $|\hat{\sigma}^2(\alpha, \tilde{\boldsymbol{\tau}}) - \sigma^2(1, \tilde{\boldsymbol{\tau}})| = o_p(1)$, then under condition (3.7), the power still converges to 1.

D.5.2 Power analysis for $\alpha = 0$

Proof. Firstly, we assume $\hat{\sigma}^2(0, \tilde{\boldsymbol{\tau}}) = \sigma^2(0, \tilde{\boldsymbol{\tau}})$ by assuming the variance is unknown, where $\sigma^2(\alpha, \tilde{\boldsymbol{\tau}}) = \sqrt{K^{-2} \sum_{k_1, k_2} \gamma_{k_1 k_2}}$, with $\gamma_{k_1 k_2} := \min(\tau_{k_1}, \tau_{k_2}) - \tau_{k_1} \tau_{k_2}$. In addition, for the case of $\alpha = 0$, we have

$$SNR(0, \tilde{\boldsymbol{\tau}}) = \frac{\sum_{k=1}^K f_\epsilon(b_k^{(0)})}{\sqrt{\sum_{k_1=1}^K \sum_{k_2=1}^K \gamma_{k_1 k_2}}}.$$

Similar to Section D.5.1, the proof of Theorem 3.7 proceeds in four steps. In Step 1, we obtain the upper bound of $c_{T_0^b}(1 - \gamma)$, where $c_{T_0^b}(1 - \gamma)$ is the $1 - \gamma$ th quantile of T_0^b , which is defined as

$$c_{T_0^b}(1 - \gamma) := \inf \{t : \mathbb{P}(T_0^b \leq t) \geq 1 - \gamma\}. \quad (\text{D.89})$$

In Steps 2-4, using the upper bound, we get the lower bound of $\mathbb{P}(T_0 \geq c_{T_0^b}(1 - \gamma))$ and prove

$$\mathbb{P}(T_0 \geq c_{T_0^b}(1 - \gamma)) \rightarrow 1, \text{ as } n, p \rightarrow \infty. \quad (\text{D.90})$$

Step 1: By the definition of T_0^b , we have: $T_0^b = \max_{q_0 \leq t \leq 1 - q_0} \|\mathbf{C}_0^b(t)\|_{(s_0, 2)}$, where

$$\mathbf{C}_0^b(t) := \frac{1}{\sqrt{nv(0, \tilde{\boldsymbol{\tau}})}} \left(\sum_{i=1}^{\lfloor nt \rfloor} \mathbf{X}_i e_i^b(\tilde{\boldsymbol{\tau}}) - \frac{\lfloor nt \rfloor}{n} \sum_{i=1}^n \mathbf{X}_i e_i^b(\tilde{\boldsymbol{\tau}}) \right),$$

where $e_i^b(\tilde{\boldsymbol{\tau}}) = K^{-1} \sum_{k=1}^K e_i^b(\tau_k)$ with $e_i^b(\tau_k) := \mathbf{1}\{\epsilon_i^b \leq \Phi^{-1}(\tau_k)\} - \tau_k$, ϵ_i^b is i.i.d $N(0, 1)$, $v(0, \tilde{\boldsymbol{\tau}}) := \text{Var}[e^b(\tilde{\boldsymbol{\tau}})]$, and $\Phi(x)$ is the CDF for the standard normal distribution. Note that $|e_i^b(\tilde{\boldsymbol{\tau}})| \leq 1$ by definition. Hence, we can use very similar proof procedure as in Step 1 in Section D.5.1 to obtain

$$c_{T_0^b}(1 - \gamma) \leq C(M, q_0, \tilde{\boldsymbol{\tau}}) s_0^{1/2} (\sqrt{\log(pn)} + \sqrt{\log(1/\gamma)}), \quad (\text{D.91})$$

where $C(M, q_0, \tilde{\boldsymbol{\tau}})$ is some universal constant only depending on M, q_0 and $\tilde{\boldsymbol{\tau}}$.

Step 2 Decomposition of $\mathbf{C}_0(t)$. In this step, we aim to prove that $\mathbb{P}(T_0 \geq c_{T_0^b}(1 - \gamma)) \rightarrow 1$ as $n, p \rightarrow \infty$. Note that in Step 1, we have obtained the upper bound of $c_{T_0^b}(1 - \gamma)$. Hence, it is sufficient to prove that $H_1 \rightarrow 1$ as $n, p \rightarrow \infty$, where

$$H_1 := \mathbb{P}(T_0 \geq C(M, q_0, \tilde{\boldsymbol{\tau}}) s_0^{1/2} (\sqrt{\log(pn)} + \sqrt{\log(1/\gamma)})). \quad (\text{D.92})$$

To prove $H_1 \rightarrow 1$, we need the decomposition of T_0 under \mathbf{H}_1 . Note that for $\alpha = 0$, with known variance, the score based CUSUM process reduces to:

$$C_0(t) = \frac{1}{\sqrt{ns}(0, \tilde{\boldsymbol{\tau}})} \left(\sum_{i=1}^{\lfloor nt \rfloor} \mathbf{Z}(\mathbf{X}_i, Y_i; \tilde{\boldsymbol{\tau}}, \hat{\mathbf{b}}, \hat{\boldsymbol{\beta}}) - \frac{\lfloor nt \rfloor}{n} \sum_{i=1}^n \mathbf{Z}(\mathbf{X}_i, Y_i; \tilde{\boldsymbol{\tau}}, \hat{\mathbf{b}}, \hat{\boldsymbol{\beta}}) \right), \quad (\text{D.93})$$

where $\mathbf{Z}(\mathbf{X}_i, Y_i; \tilde{\boldsymbol{\tau}}, \hat{\mathbf{b}}, \hat{\boldsymbol{\beta}}) := \frac{1}{K} \sum_{k=1}^K \mathbf{X}_i (\mathbf{1}\{Y_i - \hat{b}_k - \mathbf{X}_i^\top \hat{\boldsymbol{\beta}} \leq 0\} - \tau_k)$. Define

$$\hat{e}_i(\tilde{\boldsymbol{\tau}}) := \frac{1}{K} \sum_{k=1}^K \left(\mathbf{1}\{Y_i - \hat{b}_k - \mathbf{X}_i^\top \hat{\boldsymbol{\beta}} \leq 0\} - \tau_k \right) := \frac{1}{K} \sum_{k=1}^K \hat{e}_i(\tau_k), \quad (\text{D.94})$$

where $\hat{e}_i(\tau_k) := \mathbf{1}\{Y_i - \hat{b}_k - \mathbf{X}_i^\top \hat{\boldsymbol{\beta}} \leq 0\} - \tau_k$. For $\hat{e}_i(\tilde{\boldsymbol{\tau}})$, we have the following decomposition:

$$\hat{e}_i(\tilde{\boldsymbol{\tau}}) = e_i(\tilde{\boldsymbol{\tau}}) + \mathbb{E}[\hat{e}_i(\tilde{\boldsymbol{\tau}}) - e_i(\tilde{\boldsymbol{\tau}})] + \underbrace{\{\hat{e}_i(\tilde{\boldsymbol{\tau}}) - e_i(\tilde{\boldsymbol{\tau}}) - \mathbb{E}[\hat{e}_i(\tilde{\boldsymbol{\tau}}) - e_i(\tilde{\boldsymbol{\tau}})]\}}_{V_i(\tilde{\boldsymbol{\tau}})}, \quad (\text{D.95})$$

where

$$\begin{aligned} e_i(\tilde{\boldsymbol{\tau}}) &:= \frac{1}{K} \sum_{k=1}^K e_i(\tau_k), \text{ with } e_i(\tau_k) = \mathbf{1}\{\epsilon_i \leq b_k^{(0)}\} - \tau_k, \\ \mathbb{E}[\hat{e}_i(\tilde{\boldsymbol{\tau}}) - e_i(\tilde{\boldsymbol{\tau}})] &:= \frac{1}{K} \sum_{k=1}^K \mathbb{E}[\hat{e}_i(\tau_k) - e_i(\tau_k)], \\ V_i(\tilde{\boldsymbol{\tau}}) &:= \frac{1}{K} \sum_{k=1}^K V_i(\tau_k), \end{aligned} \quad (\text{D.96})$$

and

$$V_i(\tau_k) = [\mathbf{1}\{Y_i - \hat{b}_k - \mathbf{X}_i^\top \hat{\boldsymbol{\beta}} \leq 0\} - \mathbf{1}\{\epsilon_i \leq b_k^{(0)}\}] - \mathbb{E}[\mathbf{1}\{Y_i - \hat{b}_k - \mathbf{X}_i^\top \hat{\boldsymbol{\beta}} \leq 0\} - \mathbf{1}\{\epsilon_i \leq b_k^{(0)}\}].$$

Next, we analyze the three parts in (D.95). Note that the first term $e_i(\tilde{\boldsymbol{\tau}})$ is a sum for simple Bernoulli random variables. For the second term, by the Taylor's expansion, we have

$$\mathbb{E}[\hat{e}_i(\tilde{\boldsymbol{\tau}}) - e_i(\tilde{\boldsymbol{\tau}})] = \frac{1}{K} \sum_{k=1}^K \mathbb{E}[\hat{e}_i(\tau_k) - e_i(\tau_k)] = \underbrace{\frac{1}{K} \sum_{k=1}^K M_i^{(1)}(\tau_k)}_{M_i^{(1)}(\tilde{\boldsymbol{\tau}})} + \underbrace{\frac{1}{K} \sum_{k=1}^K M_i^{(2)}(\tau_k)}_{M_i^{(2)}(\tilde{\boldsymbol{\tau}})}, \quad (\text{D.97})$$

where

$$\begin{aligned} M_i^{(1)}(\tau_k) &:= f_\epsilon(b_k^{(0)}) (\hat{b}_k - b_k^{(0)} + \mathbf{X}_i^\top (\hat{\boldsymbol{\beta}} - \boldsymbol{\beta}^{(1)})) \mathbf{1}\{i \leq \lfloor nt_1 \rfloor\} \\ &\quad + f_\epsilon(b_k^{(0)}) (\hat{b}_k - b_k^{(0)} + \mathbf{X}_i^\top (\hat{\boldsymbol{\beta}} - \boldsymbol{\beta}^{(2)})) \mathbf{1}\{i > \lfloor nt_1 \rfloor\}, \end{aligned} \quad (\text{D.98})$$

and

$$\begin{aligned} M_i^{(2)}(\tau_k) &:= \frac{1}{2} f'_\epsilon(\xi_{ik}) (\hat{b}_k - b_k^{(0)} + \mathbf{X}_i^\top (\hat{\boldsymbol{\beta}} - \boldsymbol{\beta}^{(1)}))^2 \mathbf{1}\{i \leq \lfloor nt_1 \rfloor\} \\ &\quad + \frac{1}{2} f'_\epsilon(\xi_{ik}) (\hat{b}_k - b_k^{(0)} + \mathbf{X}_i^\top (\hat{\boldsymbol{\beta}} - \boldsymbol{\beta}^{(2)}))^2 \mathbf{1}\{i > \lfloor nt_1 \rfloor\}, \end{aligned} \quad (\text{D.99})$$

with ξ_{ik} being some constant that between $b_k^{(0)}$ and $\hat{b}_k + \mathbf{X}_i^\top (\hat{\boldsymbol{\beta}} - \boldsymbol{\beta}^{(1)})$ (or $b_k + \mathbf{X}_i^\top (\hat{\boldsymbol{\beta}} - \boldsymbol{\beta}^{(2)})$).

Hence, based on the above decomposition, for the composite quantile based score function,

its CUSUM process can be decomposed into four parts:

$$\mathbf{C}_0(t) = \mathbf{C}_0^{(1)}(t) + \mathbf{C}_0^{(2)}(t) + \mathbf{C}_0^{(3)}(t) + \mathbf{C}_0^{(4)}(t), \quad (\text{D.100})$$

where $\mathbf{C}_0^{(1)}(t), \dots, \mathbf{C}_0^{(4)}(t)$ are defined as:

$$\begin{aligned} \mathbf{C}_0^{(1)}(t) &= \frac{1}{\sqrt{n}\sigma(\alpha, \tilde{\boldsymbol{\tau}})} \left(\sum_{i=1}^{\lfloor nt \rfloor} \mathbf{X}_i e_i(\tilde{\boldsymbol{\tau}}) - \frac{\lfloor nt \rfloor}{n} \sum_{i=1}^n \mathbf{X}_i e_i(\tilde{\boldsymbol{\tau}}) \right), \\ \mathbf{C}_0^{(2)}(t) &= \frac{1}{\sqrt{n}\sigma(\alpha, \tilde{\boldsymbol{\tau}})} \left(\sum_{i=1}^{\lfloor nt \rfloor} \mathbf{X}_i M_i^{(1)}(\tilde{\boldsymbol{\tau}}) - \frac{\lfloor nt \rfloor}{n} \sum_{i=1}^n \mathbf{X}_i M_i^{(1)}(\tilde{\boldsymbol{\tau}}) \right), \\ \mathbf{C}_0^{(3)}(t) &= \frac{1}{\sqrt{n}\sigma(\alpha, \tilde{\boldsymbol{\tau}})} \left(\sum_{i=1}^{\lfloor nt \rfloor} \mathbf{X}_i M_i^{(2)}(\tilde{\boldsymbol{\tau}}) - \frac{\lfloor nt \rfloor}{n} \sum_{i=1}^n \mathbf{X}_i M_i^{(2)}(\tilde{\boldsymbol{\tau}}) \right), \\ \mathbf{C}_0^{(4)}(t) &= \frac{1}{\sqrt{n}\sigma(\alpha, \tilde{\boldsymbol{\tau}})} \left(\sum_{i=1}^{\lfloor nt \rfloor} \mathbf{X}_i V_i(\tilde{\boldsymbol{\tau}}) - \frac{\lfloor nt \rfloor}{n} \sum_{i=1}^n \mathbf{X}_i V_i(\tilde{\boldsymbol{\tau}}) \right). \end{aligned} \quad (\text{D.101})$$

Note that $\mathbf{C}_0^{(2)}(t)$ consists of the signal jump and is very important for detecting a change point.

To see this, recall $M_i^{(1)}(\tilde{\boldsymbol{\tau}}) = \frac{1}{K} \sum_{k=1}^K M_i^{(1)}(\tau_k)$ defined in (D.97). Then, we have

$$\begin{aligned} \mathbf{C}_0^{(2)}(t) &= {}_{(1)} \frac{1}{\sqrt{n}\sigma(\alpha, \tilde{\boldsymbol{\tau}})} \left(\sum_{i=1}^{\lfloor nt \rfloor} \mathbf{X}_i \frac{1}{K} \sum_{k=1}^K M_i^{(1)}(\tau_k) - \frac{\lfloor nt \rfloor}{n} \sum_{i=1}^n \mathbf{X}_i \frac{1}{K} \sum_{k=1}^K M_i^{(1)}(\tau_k) \right) \\ &= {}_{(2)} \frac{1}{K} \sum_{k=1}^K \left[\frac{1}{\sqrt{n}\sigma(\alpha, \tilde{\boldsymbol{\tau}})} \left(\sum_{i=1}^{\lfloor nt \rfloor} \mathbf{X}_i M_i^{(1)}(\tau_k) - \frac{\lfloor nt \rfloor}{n} \sum_{i=1}^n \mathbf{X}_i M_i^{(1)}(\tau_k) \right) \right] \\ &= {}_{(3)} \frac{1}{K} \sum_{k=1}^K \left[\frac{-f_\epsilon(b_k^{(0)})}{\sigma(0, \tilde{\boldsymbol{\tau}})} (\boldsymbol{\delta}(t) + \mathbf{R}(t)) \right], \end{aligned} \quad (\text{D.102})$$

where $\boldsymbol{\delta}(t)$ is defined in (D.86), and $\mathbf{R}(t)$ is defined in (D.87). Hence, combining (D.100) - (D.102), under \mathbf{H}_1 , the score based CUSUM for the quantile loss can be decomposed into four terms:

$$\mathbf{C}_0(t) = -SNR(0, \tilde{\boldsymbol{\tau}}) \times \boldsymbol{\delta}(t) + \mathbf{C}_0^{(1)}(t) - SNR(0, \tilde{\boldsymbol{\tau}}) \times \mathbf{R}(t) + \mathbf{C}_0^{(3)}(t) + \mathbf{C}_0^{(4)}(t). \quad (\text{D.103})$$

Step 3: obtain the upper bounds for the residuals and random noises in $\mathbf{C}_0(t)$.

We first consider $\max_t \|\mathbf{C}_0^{(1)}\|_{(s_0, 2)}$. By definition, $\mathbf{C}_0^{(1)}$ is a partial sum process based on $\mathbf{X}_i e_i(\tilde{\boldsymbol{\tau}})$. Hence, by Lemma C.7, we can prove that $\max_{q_0 \leq t \leq 1 - q_0} \|\mathbf{C}_0^{(1)}(t)\|_{(s_0, 2)} = O_p(s_0^{1/2} M \sqrt{\log(pn)})$. For $\max_t \|\mathbf{R}(t)\|_{(s_0, 2)}$, using Lemma C.10, Remark F.1, and using a similar proof procedure as in Step 2 of Section D.5.1, we can prove that

$$\max_{q_0 \leq t \leq 1 - q_0} \|\mathbf{R}(t)\|_{(s_0, 2)} = O_p(s_0^{1/2} s \sqrt{\log p} \|\boldsymbol{\Sigma}(\boldsymbol{\beta}^{(1)} - \boldsymbol{\beta}^{(2)})\|_{(s_0, 2)}). \quad (\text{D.104})$$

Next, we consider $\max_{q_0 \leq t \leq 1 - q_0} \|\mathbf{C}_0^{(3)}(t)\|_{(s_0, 2)}$. To that end, we need some notations. let $\tilde{\boldsymbol{\beta}}^{(1)} := ((\boldsymbol{\beta}^{(1)})^\top, (\mathbf{b}^{(0)})^\top)^\top \in \mathbb{R}^{p+K}$, $\tilde{\boldsymbol{\beta}}^{(2)} := ((\boldsymbol{\beta}^{(2)})^\top, (\mathbf{b}^{(0)})^\top)^\top \in \mathbb{R}^{p+K}$, $\tilde{\mathbf{X}} := (\mathbf{X}^\top, \mathbf{1}_K) \in \mathbb{R}^{p+K}$, and $\mathbf{S}_k := \text{diag}(\mathbf{1}_p, \mathbf{e}_k)$, where $\mathbf{e}_k \in \mathbb{R}^K$ is a vector with the k -th element being 1 and the others being zeros, and $\mathbf{1}_K$ is a K -dimensional vector with all elements being 1s. Moreover, recall \mathbf{S}

as defined in (F.25). Then, by the definition of $\mathbf{C}_0^{(3)}(t)$, we have:

$$\begin{aligned}
& \max_{q_0 \leq t \leq 1-q_0} \|\mathbf{C}_0^{(3)}(t)\|_{(s_0, 2)} \\
& \leq_{(1)} s_0^{1/2} \max_{q_0 \leq t \leq 1-q_0} \|\mathbf{C}_0^{(3)}(t)\|_\infty \\
& \leq_{(2)} s_0^{1/2} \max_t \frac{\lfloor nt \rfloor}{\sqrt{n}\sigma(\alpha, \tilde{\boldsymbol{\tau}})} \left\| \frac{1}{\lfloor nt \rfloor} \sum_{i=1}^{\lfloor nt \rfloor} \mathbf{X}_i M_i^{(2)}(\tilde{\boldsymbol{\tau}}) \right\|_\infty \\
& \quad + s_0^{1/2} \max_t \frac{\lfloor nt \rfloor}{\sqrt{n}\sigma(\alpha, \tilde{\boldsymbol{\tau}})} \left\| \frac{1}{n} \sum_{i=1}^n \mathbf{X}_i M_i^{(2)}(\tilde{\boldsymbol{\tau}}) \right\|_\infty \\
& \leq_{(3)} C_1 \sqrt{n} s_0^{1/2} \max_j \max_t \left| \frac{1}{\lfloor nt \rfloor} \sum_{i=1}^{\lfloor nt \rfloor} X_{ij} M_i^{(2)}(\tilde{\boldsymbol{\tau}}) \right| + C_1 \sqrt{n} s_0^{1/2} \max_j \left| \frac{1}{n} \sum_{i=1}^n X_{ij} M_i^{(2)}(\tilde{\boldsymbol{\tau}}) \right| \\
& \leq_{(4)} C_1 \sqrt{n} s_0^{1/2} (I \vee II) + C_1 M \sqrt{n} s_0^{1/2} (III \vee IV),
\end{aligned}$$

where $I - IV$ are defined as

$$\begin{aligned}
I &:= \max_{1 \leq j \leq p} \max_{q_0 \leq t \leq 1-q_0} \left| \frac{1}{\lfloor nt \rfloor} \sum_{i=1}^{\lfloor nt \rfloor} X_{ij} \frac{1}{K} \sum_{k=1}^K \frac{1}{2} f'_\epsilon(\xi_{ik}) (\hat{b}_k - b_k^{(0)} + \mathbf{X}_i^\top (\hat{\boldsymbol{\beta}} - \boldsymbol{\beta}^{(1)}))^2 \right|, \\
II &:= \max_{1 \leq j \leq p} \max_{q_0 \leq t \leq 1-q_0} \left| \frac{1}{\lfloor nt \rfloor} \sum_{i=1}^{\lfloor nt \rfloor} X_{ij} \frac{1}{K} \sum_{k=1}^K \frac{1}{2} f'_\epsilon(\xi_{ik}) (\hat{b}_k - b_k^{(0)} + \mathbf{X}_i^\top (\hat{\boldsymbol{\beta}} - \boldsymbol{\beta}^{(2)}))^2 \right|, \\
III &:= \max_j \left| \frac{1}{n} \sum_{i=1}^n X_{ij} \frac{1}{K} \sum_{k=1}^K \frac{1}{2} f'_\epsilon(\xi_{ik}) (\hat{b}_k - b_k^{(0)} + \mathbf{X}_i^\top (\hat{\boldsymbol{\beta}} - \boldsymbol{\beta}^{(1)}))^2 \right|, \\
IV &:= \max_j \left| \frac{1}{n} \sum_{i=1}^n X_{ij} \frac{1}{K} \sum_{k=1}^K \frac{1}{2} f'_\epsilon(\xi_{ik}) (\hat{b}_k - b_k^{(0)} + \mathbf{X}_i^\top (\hat{\boldsymbol{\beta}} - \boldsymbol{\beta}^{(1)}))^2 \right|.
\end{aligned} \tag{D.105}$$

Next, we consider $I - IV$, respectively. To that end, define

$$\begin{aligned}
M_i^{(2)}(\tilde{\boldsymbol{\tau}}; \boldsymbol{\beta}^{(1)}) &= \frac{1}{K} \sum_{k=1}^K \frac{1}{2} f'_\epsilon(\xi_{ik}) (\hat{b}_k - b_k^{(0)} + \mathbf{X}_i^\top (\hat{\boldsymbol{\beta}} - \boldsymbol{\beta}^{(1)}))^2, \text{ for } i = 1, \dots, n, \\
M_i^{(2)}(\tilde{\boldsymbol{\tau}}; \boldsymbol{\beta}^{(2)}) &= \frac{1}{K} \sum_{k=1}^K \frac{1}{2} f'_\epsilon(\xi_{ik}) (\hat{b}_k - b_k^{(0)} + \mathbf{X}_i^\top (\hat{\boldsymbol{\beta}} - \boldsymbol{\beta}^{(2)}))^2, \text{ for } i = 1, \dots, n, \\
\mathbf{M}^{(2)}(\tilde{\boldsymbol{\tau}}; \boldsymbol{\beta}^{(1)}) &:= (M_1^{(2)}(\tilde{\boldsymbol{\tau}}; \boldsymbol{\beta}^{(1)}), \dots, M_n^{(2)}(\tilde{\boldsymbol{\tau}}; \boldsymbol{\beta}^{(1)}))^\top, \\
\mathbf{M}^{(2)}(\tilde{\boldsymbol{\tau}}; \boldsymbol{\beta}^{(2)}) &:= (M_1^{(2)}(\tilde{\boldsymbol{\tau}}; \boldsymbol{\beta}^{(2)}), \dots, M_n^{(2)}(\tilde{\boldsymbol{\tau}}; \boldsymbol{\beta}^{(2)}))^\top.
\end{aligned}$$

For I , we then have:

$$\begin{aligned}
I &=_{(1)} \max_{1 \leq j \leq p} \max_{q_0 \leq t \leq 1-q_0} \left| \frac{1}{\lfloor nt \rfloor} \sum_{i=1}^{\lfloor nt \rfloor} X_{ij} \frac{M_i^{(2)}(\tilde{\boldsymbol{\tau}}; \boldsymbol{\beta}^{(1)})}{\|\mathbf{M}^{(2)}(\tilde{\boldsymbol{\tau}}; \boldsymbol{\beta}^{(1)})\|} \right| \|\mathbf{M}^{(2)}(\tilde{\boldsymbol{\tau}}; \boldsymbol{\beta}^{(1)})\| \\
&\leq_{(2)} \max_{\substack{\mathbf{w}=(w_1, \dots, w_n)^\top \\ \|\mathbf{w}\|=1}} \max_{1 \leq j \leq p} \max_{q_0 \leq t \leq 1-q_0} \left| \frac{1}{\lfloor nt \rfloor} \sum_{i=1}^{\lfloor nt \rfloor} X_{ij} w_i \right| \|\mathbf{M}^{(2)}(\tilde{\boldsymbol{\tau}}; \boldsymbol{\beta}^{(1)})\| \\
&\leq_{(3)} O_p\left(\frac{\sqrt{\log(pn)}}{n}\right) \|\mathbf{M}^{(2)}(\tilde{\boldsymbol{\tau}}; \boldsymbol{\beta}^{(1)})\|,
\end{aligned} \tag{D.106}$$

where (3) comes from Assumption (A.2) and the Hoeffding's inequality. Hence, to bound I , we

need to consider $\|\mathbf{M}^{(2)}(\tilde{\boldsymbol{\tau}}; \boldsymbol{\beta}^{(1)})\|$. In fact, we have:

$$\begin{aligned}
& \|\mathbf{M}^{(2)}(\tilde{\boldsymbol{\tau}}; \boldsymbol{\beta}^{(1)})\|^2 \\
&=_{(1)} \sum_{i=1}^n [M_i^{(2)}(\tilde{\boldsymbol{\tau}}; \boldsymbol{\beta}^{(1)})]^2 \\
&=_{(2)} \sum_{i=1}^n \left[\frac{1}{K} \sum_{k=1}^K \frac{1}{2} f'_\epsilon(\xi_{ik}) (\hat{b}_k - b_k^{(0)} + \mathbf{X}_i^\top (\hat{\boldsymbol{\beta}} - \boldsymbol{\beta}^{(1)})) \right]^2 \\
&\leq_{(3)} \frac{C'_+ n}{4K^2} \max_{1 \leq i \leq n} \left[\sum_{k=1}^K (\hat{b}_k - b_k^{(0)} + \mathbf{X}_i^\top (\hat{\boldsymbol{\beta}} - \boldsymbol{\beta}^{(1)})) \right]^2 \\
&\leq_{(4)} \frac{C'_+ n}{4K^2} \left[\sum_{k=1}^K (|\hat{b}_k - b_k^{(0)}| + M \|\hat{\boldsymbol{\beta}} - \boldsymbol{\beta}^{(1)}\|_1) \right]^2 \\
&\leq_{(5)} \frac{C'_+ n}{4K^2} [KM^2 \|\hat{\boldsymbol{\beta}} - \boldsymbol{\beta}^{(1)}\|_1]^2 \\
&\leq_{(6)} \frac{M^4 C'_+ n}{4} [\|\hat{\boldsymbol{\beta}} - \boldsymbol{\beta}^* \|_1 + \|\boldsymbol{\beta}^* - \boldsymbol{\beta}^{(1)}\|_1]^4 \\
&\leq_{(7)} \frac{M^4 C'_+ n}{4} \left[O_p\left(s \sqrt{\frac{\log(pn)}{n}}\right) + C_1 \|\boldsymbol{\beta}^{(2)} - \boldsymbol{\beta}^{(1)}\|_1 \right]^4 \\
&\leq_{(8)} O_p(ns^4 \|\boldsymbol{\beta}^{(2)} - \boldsymbol{\beta}^{(1)}\|_{(s_0, 2)}^4).
\end{aligned} \tag{D.107}$$

where (3) comes from **Assumption D**, (4) comes from **Assumption A**, (7) comes from Lemma C.10, (8) comes from $\|\boldsymbol{\beta}^{(2)} - \boldsymbol{\beta}^{(1)}\|_1 \leq s \|\boldsymbol{\beta}^{(2)} - \boldsymbol{\beta}^{(1)}\|_{(s_0, 2)}$. Combining (D.106) and (D.107), we have

$$I = O_p\left(s^2 \sqrt{\frac{\log(pn)}{n}} \|\boldsymbol{\beta}^{(2)} - \boldsymbol{\beta}^{(1)}\|_{(s_0, 2)}^2\right).$$

With a similar proof procedure, we can prove $II, III, IV = O_p\left(s^2 \sqrt{\log(pn)/n} \|\boldsymbol{\beta}^{(2)} - \boldsymbol{\beta}^{(1)}\|_{(s_0, 2)}^2\right)$, which yields:

$$\max_{q_0 \leq t \leq 1 - q_0} \|\mathbf{C}_0^{(3)}(t)\|_{(s_0, 2)} = O_p\left(s_0^{1/2} s^2 \sqrt{\log(pn)} \|\boldsymbol{\Sigma}(\boldsymbol{\beta}^{(2)} - \boldsymbol{\beta}^{(1)})\|_{(s_0, 2)}^2\right). \tag{D.108}$$

Lastly, we consider the control of $\max_{q_0 \leq t \leq 1 - q_0} \|\mathbf{C}_0^{(4)}(t)\|_{(s_0, 2)}$. Similar to the proof of Lemma E.1, using some tedious modifications, it is not hard to prove that:

$$\max_{q_0 \leq t \leq 1 - q_0} \|\mathbf{C}_0^{(4)}(t)\|_{(s_0, 2)} = O_p\left(M s_0^{1/2} s \sqrt{\log(pn)} \|\boldsymbol{\Sigma}(\boldsymbol{\beta}^{(2)} - \boldsymbol{\beta}^{(1)})\|_{(s_0, 2)}\right). \tag{D.109}$$

Step 4: Combining the previous results. Recall (D.91), (D.92), (D.103). Using the above bounds of $\mathbf{C}_0^{(1)}(t)$, $\mathbf{R}(t)$, $\mathbf{C}_0^{(3)}(t)$, $\mathbf{C}_0^{(4)}(t)$, and by the triangle inequality, w.p.a.1, we have:

$$\begin{aligned}
T_0 &= \max_{q_0 \leq t \leq 1 - q_0} \|\mathbf{C}_0(t)\|_{(s_0, 2)} \\
&\geq SNR(0, \tilde{\boldsymbol{\tau}}) \times \max_{q_0 \leq t \leq 1 - q_0} \|\boldsymbol{\delta}(t)\|_{(s_0, 2)} - \max_{q_0 \leq t \leq 1 - q_0} \|\mathbf{C}_0^{(1)}(t)\|_{(s_0, 2)} \\
&\quad - SNR(0, \tilde{\boldsymbol{\tau}}) \times \max_{q_0 \leq t \leq 1 - q_0} \|\mathbf{R}(t)\|_{(s_0, 2)} - \max_{q_0 \leq t \leq 1 - q_0} \|\mathbf{C}_0^{(3)}(t)\|_{(s_0, 2)} - \max_{q_0 \leq t \leq 1 - q_0} \|\mathbf{C}_0^{(4)}(t)\|_{(s_0, 2)} \\
&\geq \sqrt{n} \times SNR(0, \tilde{\boldsymbol{\tau}}) \times t_1(1 - t_1) \times \|\boldsymbol{\Sigma}(\boldsymbol{\beta}^{(1)} - \boldsymbol{\beta}^{(2)})\|_{(s_0, 2)} - C_1 s_0^{1/2} M \sqrt{\log(pn)} \\
&\quad - C_2 s_0^{1/2} s \sqrt{\log p} \|\boldsymbol{\Sigma}(\boldsymbol{\beta}^{(1)} - \boldsymbol{\beta}^{(2)})\|_{(s_0, 2)} - C_3 s_0^{1/2} s^2 \sqrt{\log(pn)} \|\boldsymbol{\Sigma}(\boldsymbol{\beta}^{(2)} - \boldsymbol{\beta}^{(1)})\|_{(s_0, 2)}^2 \\
&\quad - C_4 M s_0^{1/2} s \sqrt{\log(p)} \|\boldsymbol{\Sigma}(\boldsymbol{\beta}^{(2)} - \boldsymbol{\beta}^{(1)})\|_{(s_0, 2)} \\
&\geq \sqrt{n} \times SNR(0, \tilde{\boldsymbol{\tau}}) \times t_1(1 - t_1) \times \|\boldsymbol{\Sigma}(\boldsymbol{\beta}^{(1)} - \boldsymbol{\beta}^{(2)})\|_{(s_0, 2)} (1 - \epsilon_n) - C_1 s_0^{1/2} M \sqrt{\log(pn)},
\end{aligned} \tag{D.110}$$

where

$$\epsilon_n := O\left(s_0^{1/2} s \sqrt{\frac{\log p}{n}}\right) \vee O\left(s_0^{1/2} s^2 \sqrt{\frac{\log p}{n}} \|\boldsymbol{\beta}^{(2)} - \boldsymbol{\beta}^{(1)}\|_{(s_0, 2)}\right).$$

Hence, considering (D.110), to prove (D.92), it is sufficient to prove $H'_1 \rightarrow 1$, where

$$\begin{aligned} H'_1 &= \mathbb{P}\left(\sqrt{n} \times SNR(0, \tilde{\boldsymbol{\tau}}) \times t_1(1-t_1) \times \|\boldsymbol{\Sigma}(\boldsymbol{\beta}^{(1)} - \boldsymbol{\beta}^{(2)})\|_{(s_0,2)}\right. \\ &\geq \left.\frac{Cs_0^{1/2}M(\sqrt{\log(pn)} + \sqrt{\log(1/\gamma)})}{1 - \epsilon_n}\right). \end{aligned}$$

By (3.7), it is straightforward to see that $H'_1 \rightarrow 1$ as $n, p \rightarrow \infty$, which finishes the proof. \square

Remark D.7. Note that for $\alpha = 0$, if we replace $\sigma^2(0, \tilde{\boldsymbol{\tau}})$ by an estimator $\hat{\sigma}^2(0, \tilde{\boldsymbol{\tau}})$ which satisfies: $|\hat{\sigma}^2(\alpha, \tilde{\boldsymbol{\tau}}) - \sigma^2(0, \tilde{\boldsymbol{\tau}})| = o_p(1)$, then under condition (3.7), the change point test is still consistent.

D.5.3 Power analysis for $\alpha \in (0, 1)$

Proof. In what follows, we assume $\hat{\sigma}^2(\alpha, \tilde{\boldsymbol{\tau}}) = \sigma^2(\alpha, \tilde{\boldsymbol{\tau}})$ by assuming the variance is unknown, where $\sigma^2(\alpha, \tilde{\boldsymbol{\tau}}) := \text{Var}[(1-\alpha)e_i(\tilde{\boldsymbol{\tau}}) - \alpha\epsilon_i]$. In addition, for the case of $\alpha \in (0, 1)$, we define

$$SNR(\alpha, \tilde{\boldsymbol{\tau}}) := \frac{(1-\alpha)\left(\frac{1}{K} \sum_{k=1}^K f_\epsilon(b_k^{(0)})\right) + \alpha}{\sigma(\alpha, \tilde{\boldsymbol{\tau}})}.$$

Similar to Sections D.5.1 and D.5.2, the proof of Theorem 3.7 proceeds in four steps. In Step 1, we obtain the upper bound of $c_{T_\alpha^b}(1-\gamma)$, where $c_{T_\alpha^b}(1-\gamma)$ is the $1-\gamma$ th quantile of T_α^b , which is defined as

$$c_{T_\alpha^b}(1-\gamma) := \inf\{t : \mathbb{P}(T_\alpha^b \leq t) \geq 1-\gamma\}. \quad (\text{D.111})$$

In Steps 2-4, using the upper bound, we get the lower bound of $\mathbb{P}(T_\alpha \geq c_{T_\alpha^b}(1-\gamma))$ and prove

$$\mathbb{P}(T_\alpha \geq c_{T_\alpha^b}(1-\gamma)) \rightarrow 1, \text{ as } n, p \rightarrow \infty. \quad (\text{D.112})$$

Step 1: By the definition of T_α^b , we have: $T_\alpha^b = \max_{q_0 \leq t \leq 1-q_0} \|\mathbf{C}_\alpha^b(t)\|_{(s_0,2)}$, where

$$\mathbf{C}_\alpha^b(t) := \frac{1}{\sqrt{nv}(\alpha, \tilde{\boldsymbol{\tau}})} \left(\sum_{i=1}^{\lfloor nt \rfloor} \mathbf{X}_i((1-\alpha)e_i^b(\tilde{\boldsymbol{\tau}}) - \alpha\epsilon_i^b) - \frac{\lfloor nt \rfloor}{n} \sum_{i=1}^n \mathbf{X}_i((1-\alpha)e_i^b(\tilde{\boldsymbol{\tau}}) - \alpha\epsilon_i^b) \right),$$

where $e_i^b(\tilde{\boldsymbol{\tau}}) = K^{-1} \sum_{k=1}^K e_i^b(\tau_k)$ with $e_i^b(\tau_k) := \mathbf{1}\{\epsilon_i^b \leq \Phi^{-1}(\tau_k)\} - \tau_k$, e_i^b is i.i.d $N(0, 1)$, and $\Phi(x)$ is the CDF for the standard normal distribution, and $v^2(\alpha, \tilde{\boldsymbol{\tau}}) := \text{Var}[(1-\alpha)e_i^b(\tilde{\boldsymbol{\tau}}) - \alpha\epsilon_i^b]$.

Note that $(1-\alpha)e_i^b(\tilde{\boldsymbol{\tau}}) - \alpha\epsilon_i^b$ is just a linear combination of a bounded random variable $e_i^b(\tilde{\boldsymbol{\tau}})$ and a standard normal distribution. Hence, using a very similar proof procedure as in Step 1 in Section D.5.1, it is not hard to prove

$$c_{T_\alpha^b}(1-\gamma) \leq C(M, q_0, \tilde{\boldsymbol{\tau}}, \alpha) s_0^{1/2} (\sqrt{\log(pn)} + \sqrt{\log(1/\gamma)}), \quad (\text{D.113})$$

where $C(M, q_0, \tilde{\boldsymbol{\tau}}, \alpha)$ is some universal constant only depending on $M, q_0, \tilde{\boldsymbol{\tau}}$ and α .

Step 2 Decomposition of $\mathbf{C}_\alpha(t)$. In this step, we aim to prove that $\mathbb{P}(T_\alpha \geq c_{T_\alpha^b}(1-\gamma)) \rightarrow 1$ as $n, p \rightarrow \infty$. Note that in Step 1, we have obtained the upper bound of $c_{T_\alpha^b}(1-\gamma)$. Hence, it

is sufficient to prove that $H_1 \rightarrow 1$ as $n, p \rightarrow \infty$, where

$$H_1 := \mathbb{P}(T_\alpha \geq C(M, q_0, \tilde{\tau}, \alpha) s_0^{1/2} (\sqrt{\log(pn)} + \sqrt{\log(1/\gamma)})). \quad (\text{D.114})$$

To prove $H_1 \rightarrow 1$, we need the decomposition of T_α under \mathbf{H}_1 . Note that for $\alpha \in (0, 1)$, with known variance, the score based CUSUM process reduces to:

$$\mathbf{C}_\alpha(t) = \frac{1}{\sqrt{n}\sigma(\alpha, \tilde{\tau})} \left(\sum_{i=1}^{\lfloor nt \rfloor} \mathbf{Z}(\mathbf{X}_i, Y_i; \tilde{\tau}, \hat{\mathbf{b}}, \hat{\boldsymbol{\beta}}) - \frac{\lfloor nt \rfloor}{n} \sum_{i=1}^n \mathbf{Z}(\mathbf{X}_i, Y_i; \tilde{\tau}, \hat{\mathbf{b}}, \hat{\boldsymbol{\beta}}) \right), \quad (\text{D.115})$$

where $\mathbf{Z}(\mathbf{X}_i, Y_i; \tilde{\tau}, \hat{\mathbf{b}}, \hat{\boldsymbol{\beta}}) := (1 - \alpha) \frac{1}{K} \sum_{k=1}^K \mathbf{X}_i (\mathbf{1}\{Y_i - \hat{b}_k - \mathbf{X}_i^\top \hat{\boldsymbol{\beta}} \leq 0\} - \tau_k) - \alpha \mathbf{X}_i (Y_i - \mathbf{X}_i^\top \hat{\boldsymbol{\beta}})$.

Using the results obtained in Sections D.5.1 and D.5.2, we have the following decomposition:

$$\mathbf{C}_\alpha(t) = \tilde{\mathbf{C}}_\alpha^I(t) - \text{SNR}(\alpha, \tilde{\tau}) \times \boldsymbol{\delta}(t) - \text{SNR}(\alpha, \tilde{\tau}) \times \mathbf{R}(t) + (1 - \alpha) \mathbf{C}_0^{(3)}(t) + (1 - \alpha) \mathbf{C}_0^{(4)}(t), \quad (\text{D.116})$$

where $\tilde{\mathbf{C}}_\alpha^I(t)$ is the random noise based partial sum process defined in (D.34), $\boldsymbol{\delta}(t)$ is the signal jump defined in (D.86), $\mathbf{R}(t)$ is defined in (D.87), and $\mathbf{C}_0^{(3)}(t)$ and $\mathbf{C}_0^{(4)}(t)$ are defined in (D.101).

Step 3: obtain the upper bounds for the residuals and random noises in $\mathbf{C}_\alpha(t)$. We first bound $\max_t \|\tilde{\mathbf{C}}_\alpha^I(t)\|_{(s_0, 2)}$. Note that by its definition in (D.34), we have:

$$\begin{aligned} & \max_{t \in [q_0, 1 - q_0]} \|\tilde{\mathbf{C}}_\alpha^I(t)\|_{(s_0, 2)} \\ &= \max_{t \in [q_0, 1 - q_0]} \|(1 - \alpha) \tilde{\mathbf{C}}_0^I(t) - \alpha \tilde{\mathbf{C}}_1^I(t)\|_{(s_0, 2)} \\ &\leq (1 - \alpha) \max_{t \in [q_0, 1 - q_0]} \|\tilde{\mathbf{C}}_0^I(t)\|_{(s_0, 2)} + \alpha \max_{t \in [q_0, 1 - q_0]} \|\tilde{\mathbf{C}}_1^I(t)\|_{(s_0, 2)} \\ &\leq (1 - \alpha) s_0^{1/2} \max_{t \in [q_0, 1 - q_0]} \|\tilde{\mathbf{C}}_0^I(t)\|_\infty + \alpha s_0^{1/2} \max_{t \in [q_0, 1 - q_0]} \|\tilde{\mathbf{C}}_1^I(t)\|_\infty \\ &= O_p(s_0^{1/2} M \sqrt{\log(pn)}), \end{aligned}$$

where the last equation comes from Lemma C.7. Next, we consider $\max_t \|\mathbf{R}(t)\|_{(s_0, 2)}$. Using Lemma C.11, Remark F.5, and using a similar proof procedure as Step 2 in Section D.5.1, we have

$$\max_{q_0 \leq t \leq 1 - q_0} \|\mathbf{R}(t)\|_{(s_0, 2)} = O_p(s_0^{1/2} s \sqrt{\log p} \|\boldsymbol{\Sigma}(\boldsymbol{\beta}^{(1)} - \boldsymbol{\beta}^{(2)})\|_{(s_0, 2)}).$$

For $\mathbf{C}_0^{(3)}(t)$ and $\mathbf{C}_0^{(4)}(t)$, using the obtained upper bounds in (D.108) and (D.109), we have:

$$\begin{aligned} \max_{q_0 \leq t \leq 1 - q_0} \|\mathbf{C}_0^{(3)}(t)\|_{(s_0, 2)} &= O_p(s_0^{1/2} s^2 \sqrt{\log(pn)} \|\boldsymbol{\Sigma}(\boldsymbol{\beta}^{(2)} - \boldsymbol{\beta}^{(1)})\|_{(s_0, 2)}^2), \quad \text{and} \\ \max_{q_0 \leq t \leq 1 - q_0} \|\mathbf{C}_0^{(4)}(t)\|_{(s_0, 2)} &= O_p(M s_0^{1/2} s \sqrt{\log(pn)} \|\boldsymbol{\Sigma}(\boldsymbol{\beta}^{(2)} - \boldsymbol{\beta}^{(1)})\|_{(s_0, 2)}). \end{aligned}$$

Step 4: Combining the previous results. Recall (D.113), (D.114), (D.103). Using the

above bounds of $\tilde{\mathbf{C}}_\alpha^I(t)$, $\mathbf{R}(t)$, $\mathbf{C}_0^{(3)}(t)$, $\mathbf{C}_0^{(4)}(t)$, and by the triangle inequality, w.p.a.1, we have:

$$\begin{aligned}
T_\alpha &= \max_{q_0 \leq t \leq 1-q_0} \|\mathbf{C}_\alpha(t)\|_{(s_0,2)} \\
&\geq SNR(\alpha, \tilde{\boldsymbol{\tau}}) \times \max_{q_0 \leq t \leq 1-q_0} \|\boldsymbol{\delta}(t)\|_{(s_0,2)} - \max_{q_0 \leq t \leq 1-q_0} \|\tilde{\mathbf{C}}_\alpha^I(t)\|_{(s_0,2)} \\
&\quad - SNR(\alpha, \tilde{\boldsymbol{\tau}}) \times \max_{q_0 \leq t \leq 1-q_0} \|\mathbf{R}(t)\|_{(s_0,2)} - (1-\alpha) \max_{q_0 \leq t \leq 1-q_0} \|\mathbf{C}_0^{(3)}(t)\|_{(s_0,2)} \\
&\quad - (1-\alpha) \max_{q_0 \leq t \leq 1-q_0} \|\mathbf{C}_0^{(4)}(t)\|_{(s_0,2)} \\
&\geq \sqrt{n} \times SNR(\alpha, \tilde{\boldsymbol{\tau}}) \times t_1(1-t_1) \times \|\boldsymbol{\Sigma}(\boldsymbol{\beta}^{(1)} - \boldsymbol{\beta}^{(2)})\|_{(s_0,2)} - C_1 s_0^{1/2} M \sqrt{\log(pn)} \\
&\quad - C_2 s_0^{1/2} s \sqrt{\log p} \|\boldsymbol{\Sigma}(\boldsymbol{\beta}^{(1)} - \boldsymbol{\beta}^{(2)})\|_{(s_0,2)} - C_3 (1-\alpha) s_0^{1/2} s^2 \sqrt{\log(pn)} \|\boldsymbol{\Sigma}(\boldsymbol{\beta}^{(2)} - \boldsymbol{\beta}^{(1)})\|_{(s_0,2)}^2 \\
&\quad - C_4 (1-\alpha) M s_0^{1/2} s \sqrt{\log(p)} \|\boldsymbol{\Sigma}(\boldsymbol{\beta}^{(2)} - \boldsymbol{\beta}^{(1)})\|_{(s_0,2)} \\
&\geq \sqrt{n} \times SNR(\alpha, \tilde{\boldsymbol{\tau}}) \times t_1(1-t_1) \times \|\boldsymbol{\Sigma}(\boldsymbol{\beta}^{(1)} - \boldsymbol{\beta}^{(2)})\|_{(s_0,2)} (1 - \epsilon_n) - C_1 s_0^{1/2} M \sqrt{\log(pn)},
\end{aligned} \tag{D.117}$$

where

$$\epsilon_n := O(s_0^{1/2} s \sqrt{\frac{\log p}{n}}) \vee O(s_0^{1/2} s^2 \sqrt{\frac{\log p}{n}} \|\boldsymbol{\beta}^{(2)} - \boldsymbol{\beta}^{(1)}\|_{(s_0,2)}).$$

Hence, considering (D.110), to prove (D.92), it is sufficient to prove $H'_1 \rightarrow 1$, where

$$\begin{aligned}
H'_1 &= \mathbb{P}\left(\sqrt{n} \times SNR(\alpha, \tilde{\boldsymbol{\tau}}) \times t_1(1-t_1) \times \|\boldsymbol{\Sigma}(\boldsymbol{\beta}^{(1)} - \boldsymbol{\beta}^{(2)})\|_{(s_0,2)} \right. \\
&\quad \left. \geq \frac{C s_0^{1/2} M (\sqrt{\log(pn)} + \sqrt{\log(1/\gamma)})}{1 - \epsilon_n}\right).
\end{aligned}$$

By (3.7), it is straightforward to see that $H'_1 \rightarrow 1$ as $n, p \rightarrow \infty$, which finishes the proof.

Remark D.8. Note that for $\alpha \in (0, 1)$, if we replace $\sigma^2(\alpha, \tilde{\boldsymbol{\tau}})$ by an estimator $\hat{\sigma}^2(\alpha, \tilde{\boldsymbol{\tau}})$ which satisfies: $|\hat{\sigma}^2(\alpha, \tilde{\boldsymbol{\tau}}) - \sigma^2(\alpha, \tilde{\boldsymbol{\tau}})| = o_p(1)$, then under condition (3.7), the power still converges to 1. □

E Proofs of lemmas in Section D

E.1 Proof of Lemma D.1

Proof. In this section, we prove Lemma D.1. In other words, we will prove

$$\mathbb{P}\left(\max_{q_0 \leq t \leq 1-q_0} \|\mathbf{C}_1(t) - \tilde{\mathbf{C}}_1^I(t)\|_{(s_0,2)} \geq \epsilon\right) = o(1). \tag{E.1}$$

Using the triangle inequality, we have

$$\mathbb{P}\left(\max_{q_0 \leq t \leq 1-q_0} \|\mathbf{C}_1(t) - \tilde{\mathbf{C}}_1^I(t)\|_{(s_0,2)} \geq \epsilon\right) \leq D_1 + D_2, \tag{E.2}$$

where D_1 and D_2 are defined as

$$\begin{aligned}
D_1 &:= \mathbb{P}\left(\max_{q_0 \leq t \leq 1-q_0} \|\mathbf{C}_1(t) - \mathbf{C}_1^I(t)\|_{(s_0,2)} \geq \epsilon/2\right), \\
D_2 &:= \mathbb{P}\left(\max_{q_0 \leq t \leq 1-q_0} \|\mathbf{C}_1^I(t) - \tilde{\mathbf{C}}_1^I(t)\|_{(s_0,2)} \geq \epsilon/2\right).
\end{aligned} \tag{E.3}$$

By (E.2), to prove (E.1), we need to bound D_1 and D_2 , respectively.

Step 1: obtain the upper bound for D_1 . We first consider D_1 . To this end, we define

$$\mathcal{E} = \{c_\epsilon^2/4 \leq \hat{\sigma}^2 \leq 4C_\epsilon^2\} \quad (\text{E.4})$$

where c_ϵ and C_ϵ are in **Assumption B**. By introducing \mathcal{E} , we have

$$D_1 \leq \mathbb{P}\left(\max_{q_0 \leq t \leq 1-q_0} \|\mathbf{C}_1(t) - \mathbf{C}_1^I(t)\|_{(s_0,2)} \geq \epsilon/2 \cap \mathcal{E}\right) + \mathbb{P}(\mathcal{E}^c). \quad (\text{E.5})$$

By Theorem 3.2, we have $\mathbb{P}(\mathcal{E}^c) = o(1)$ as $n, p \rightarrow \infty$. Under the event \mathcal{E} , we have

$$\begin{aligned} & \mathbb{P}\left(\max_{q_0 \leq t \leq 1-q_0} \|\mathbf{C}_1(t) - \mathbf{C}_1^I(t)\|_{(s_0,2)} \geq \epsilon/2 \cap \mathcal{E}\right) \\ &= \mathbb{P}\left(\max_{q_0 \leq t \leq 1-q_0} \|\mathbf{C}_1^{II}(t)\|_{(s_0,2)} \geq \epsilon/2 \cap \mathcal{E}\right), \end{aligned} \quad (\text{E.6})$$

where $\mathbf{C}_1^{II}(t)$ is defined in (D.10). Hence, under the event \mathcal{E} , we have

$$\begin{aligned} & \mathbb{P}\left(\max_{q_0 \leq t \leq 1-q_0} \|\mathbf{C}_1^{II}(t)\|_{(s_0,2)} \geq \frac{\epsilon}{2} \cap \mathcal{E}\right) \\ &=_{(1)} \mathbb{P}\left(\max_t \left\| \frac{1}{\sqrt{n}} \left(\sum_{i=1}^{\lfloor nt \rfloor} \mathbf{X}_i \mathbf{X}_i^\top (\boldsymbol{\beta}^{(0)} - \hat{\boldsymbol{\beta}}) - \frac{\lfloor nt \rfloor}{n} \sum_{i=1}^n \mathbf{X}_i \mathbf{X}_i^\top (\boldsymbol{\beta}^{(0)} - \hat{\boldsymbol{\beta}}) \right) \right\|_{(s_0,2)} \geq \frac{c_\epsilon \epsilon}{4} \cap \mathcal{E}\right) \\ &\leq_{(2)} \mathbb{P}\left(\max_t \left\| \frac{\lfloor nt \rfloor}{\sqrt{n}} (\hat{\boldsymbol{\Sigma}}(1:t) - \hat{\boldsymbol{\Sigma}}(1:n)) (\boldsymbol{\beta}^{(0)} - \hat{\boldsymbol{\beta}}) \right\|_{(s_0,2)} \geq \frac{c_\epsilon \epsilon}{4} \cap \mathcal{E}\right) \\ &\leq_{(3)} \mathbb{P}\left(\max_t \left\| \frac{\lfloor nt \rfloor}{\sqrt{n}} (\hat{\boldsymbol{\Sigma}}(1:t) - \hat{\boldsymbol{\Sigma}}(1:n)) (\boldsymbol{\beta}^{(0)} - \hat{\boldsymbol{\beta}}) \right\|_\infty \geq s_0^{-1/2} \frac{c_\epsilon \epsilon}{4} \cap \mathcal{E}\right) \\ &\leq_{(4)} \mathbb{P}\left(\max_t \left\| \frac{\lfloor nt \rfloor}{\sqrt{n}} (\hat{\boldsymbol{\Sigma}}(1:t) - \hat{\boldsymbol{\Sigma}}(1:n)) \right\|_\infty \|\boldsymbol{\beta}^{(0)} - \hat{\boldsymbol{\beta}}\|_1 \geq s_0^{-1/2} \frac{c_\epsilon \epsilon}{4}\right) \\ &\leq_{(5)} \mathbb{P}\left(\max_t \left\| (\hat{\boldsymbol{\Sigma}}(1:t) - \hat{\boldsymbol{\Sigma}}(1:n)) \right\|_\infty \|\boldsymbol{\beta}^{(0)} - \hat{\boldsymbol{\beta}}\|_1 \geq n^{-1/2} s_0^{-1/2} \frac{c_\epsilon \epsilon}{4}\right), \end{aligned} \quad (\text{E.7})$$

where (3) comes from the fact that $\|\mathbf{v}\|_{(s_0,2)} \leq s_0^{1/2} \|\mathbf{v}\|_\infty$ for any $\mathbf{v} \in \mathbb{R}^p$, (4) comes from the fact that $\|\mathbf{A}\mathbf{v}\|_\infty \leq \|\mathbf{A}\|_\infty \|\mathbf{v}\|_1$ for any matrix \mathbf{A} and vector \mathbf{v} . By Lemma C.8, we have $\max_t \left\| (\hat{\boldsymbol{\Sigma}}(1:t) - \hat{\boldsymbol{\Sigma}}(1:n)) \right\|_\infty = O_p(M^2 \sqrt{\log(p)/n})$. Moreover, under \mathbf{H}_0 , for the lasso estimator $\hat{\boldsymbol{\beta}}$, using Lemma C.10, we have $\|\hat{\boldsymbol{\beta}} - \boldsymbol{\beta}^0\|_1 = O_p(s \sqrt{\log(p)/n})$. Hence, combining (E.7) and letting $\epsilon := C s_0^{1/2} s M^2 \log(p) / \sqrt{n}$ for some big enough constant $C > 0$, we have:

$$\mathbb{P}\left(\max_{q_0 \leq t \leq 1-q_0} \|\mathbf{C}_1^{II}(t)\|_{(s_0,2)} \geq \frac{\epsilon}{2} \cap \mathcal{E}\right) = o(1).$$

Step 2: obtain the upper bound for D_2 . By definition, we have

$$\begin{aligned} D_2 &:= \mathbb{P}\left(\max_{q_0 \leq t \leq 1-q_0} \|\mathbf{C}_1^I(t) - \tilde{\mathbf{C}}_1^I(t)\|_{(s_0,2)} \geq \epsilon/2\right) \\ &= \mathbb{P}\left(\underbrace{\left| \frac{1}{\hat{\sigma}} - \frac{1}{\sigma} \right|}_{I_1} \max_{q_0 \leq t \leq 1-q_0} \left\| \frac{1}{\sqrt{n}} \left(\sum_{i=1}^{\lfloor nt \rfloor} \mathbf{X}_i \epsilon_i - \frac{\lfloor nt \rfloor}{n} \sum_{i=1}^n \mathbf{X}_i \epsilon_i \right) \right\|_{(s_0,2)} \geq \epsilon/2\right) \\ &= \mathbb{P}\left(\underbrace{\left| \frac{\sigma}{\hat{\sigma}} - 1 \right|}_{I_1} \underbrace{\max_{q_0 \leq t \leq 1-q_0} \left\| \frac{1}{\sqrt{n\sigma}} \left(\sum_{i=1}^{\lfloor nt \rfloor} \mathbf{X}_i \epsilon_i - \frac{\lfloor nt \rfloor}{n} \sum_{i=1}^n \mathbf{X}_i \epsilon_i \right) \right\|_{(s_0,2)}}_{I_2} \geq \epsilon/2\right). \end{aligned}$$

Hence, to bound D_2 , we need to bound I_1 and I_2 , respectively. To bound I_1 , define $\tilde{I}_1 = |1 - \frac{\hat{\sigma}}{\sigma}|$. Using the fact that $a^2 - b^2 = (a - b)(a + b)$, we have:

$$\tilde{I}_1 = \left| \frac{\hat{\sigma}^2 - \sigma^2}{\sigma(\sigma + \hat{\sigma})} \right| \leq_{(1)} \left| \frac{\hat{\sigma}^2 - \sigma^2}{\sigma^2} \right| \leq_{(2)} C_1 |\hat{\sigma}^2 - \sigma^2| \leq_{(3)} \leq C_2 \sqrt{s \frac{\log(pn)}{n}},$$

where (2) comes from **Assumption B**, (3) comes from Theorem 3.2. By Lemma C.1 in Zhou et al. (2018), we have: $I_1 \leq C\tilde{I}_1$. Next, we consider I_2 . Using Lemma C.7, and the fact that $\|\mathbf{v}\|_{(s_0,2)} \leq s_0^{1/2} \|\mathbf{v}\|_\infty$ for any $\mathbf{v} \in \mathbb{R}^p$, we have:

$$I_2 = O_p(M s_0^{1/2} \sqrt{\log(pn)}).$$

Hence, we have $I_1 I_2 = O_p(s_0^{1/2} s^{1/2} M \frac{\log(pn)}{\sqrt{n}})$.

Lastly, combining Steps 1 and 2, if we choose $\epsilon := C s_0^{1/2} s M^2 \log(p) / \sqrt{n}$ for some big constant $C > 0$, we have $D_1 + D_2 = o(1)$, which finishes the proof. \square

E.2 Proof of Lemma D.2

Proof. In this section, we aim to prove $\sup_{z>0} I_z = o_p(1)$, where

$$I_z := \left| \mathbb{P}(\max_{q_0 \leq t \leq 1-q_0} \|\mathbf{C}_1^{\mathbf{G}}(t)\|_{(s_0,2)} > z) - \mathbb{P}(\max_{q_0 \leq t \leq 1-q_0} \|\mathbf{C}_1^b(t)\|_{(s_0,2)} > z | \mathcal{X}) \right|.$$

To that end, let $R = C s_0 n$ and $L = \sup_{z \in (0, +\infty)} I_z$. Then, we can write L as

$$L = \max(L_1, L_2),$$

where $L_1 = \sup_{z \in (0, R]} I_z$ and $L_2 = \sup_{z \in (R, \infty)} I_z$. Therefore, to prove $L = o_p(1)$, we need to bound L_1 and L_2 , respectively. We first bound $L_2 = \sup_{z \in (R, \infty)} I_z$. Considering that for any $\mathbf{v} \in \mathbb{R}^p$, $\|\mathbf{v}\|_{(s_0,2)} \leq s_0^{1/2} \|\mathbf{v}\|_\infty \leq s_0 \|\mathbf{v}\|_\infty$ holds, we have

$$L_2 = \sup_{z \in (R, \infty)} I_z \leq \mathbb{P}(\max_{q_0 \leq t \leq 1-q_0} \|\mathbf{C}_1^{\mathbf{G}}(t)\|_\infty > Cn) + \mathbb{P}(\max_{q_0 \leq t \leq 1-q_0} \|\mathbf{C}_1^b(t)\|_\infty > Cn | \mathcal{X}).$$

By the exponential inequality and similar to the proof of Lemma C.7, we can prove that

$$\max_{q_0 \leq t \leq 1-q_0} \|\mathbf{C}_1^{\mathbf{G}}(t)\|_\infty = O_p(M \sqrt{\log(pn)}), \text{ and } \max_{q_0 \leq t \leq 1-q_0} \|\mathbf{C}_1^b(t)\|_\infty | \mathcal{X} = O_p(M \sqrt{\log(pn)}),$$

which yields

$$L_2 = \sup_{z \in (R, \infty)} I_z = o_p(1). \quad (\text{E.8})$$

After bounding L_2 in (E.8), we now bound $L_1 := \sup_{z \in (0, R]} I_z$. Let $\mathcal{E}^{R,p} = \{\mathbf{x} \in \mathbb{R}^p : \|\mathbf{x}\| \leq R\}$ and $V_{(s_0,2)}^{z,p} = \{\mathbf{x} \in \mathbb{R}^p : \|\mathbf{x}\|_{(s_0,2)} \leq z\}$. Considering $\|\mathbf{x}\| \leq p^{1/2} \|\mathbf{x}\|_\infty \leq p^{1/2} \|\mathbf{x}\|_{(s_0,2)}$ for any $\mathbf{x} \in \mathbb{R}^p$, we have $V_{(s_0,2)}^{z,p} \subset \mathcal{E}^{R p^{1/2}, p}$ for $z \leq R$. Therefore, considering Lemma C.5, there is a m -generated convex set A^m and a $\epsilon > 0$ such that

$$A^m \subset V_{(s_0,2)}^{z,p} \subset A^{m, R p^{1/2} \epsilon} \quad \text{and} \quad m \leq p^{s_0} \left(\frac{\gamma}{\sqrt{\epsilon}} \ln \left(\frac{1}{\epsilon} \right) \right)^{s_0^2} \quad (\text{by } V_{(s_0,2)}^{z,p} \subset \mathcal{E}^{R p^{1/2}, p} \text{ for } z \leq R). \quad (\text{E.9})$$

By setting $\epsilon = (pn)^{-3/2}$, we have $\epsilon' = Rp^{1/2}\epsilon = Cs_0p^{-1}n^{-1/2}$. By (E.9), for $z \in (0, R]$, we have

$$I_z \leq I_{z,1} + I_{z,2},$$

where

$$I_{z,1} = \max \left(\mathbb{P} \left(\bigcap_{q_0 \leq t \leq 1-q_0} \mathbf{C}_1^{\mathbf{G}}(t) \in A^{m,\epsilon'} \setminus A^m \right), \mathbb{P} \left(\bigcap_{q_0 \leq t \leq 1-q_0} \mathbf{C}_1^{\mathbf{b}}(t) \in A^{m,\epsilon'} \setminus A^m \mid \mathcal{X} \right) \right),$$

$$I_{z,2} = \max \left(\left| \mathbb{P} \left(\bigcap_{q_0 \leq t \leq 1-q_0} \mathbf{C}_1^{\mathbf{G}}(t) \in A^{m,\epsilon'} \right) - \mathbb{P} \left(\bigcap_{q_0 \leq t \leq 1-q_0} \mathbf{C}_1^{\mathbf{b}}(t) \in A^{m,\epsilon'} \mid \mathcal{X} \right) \right|, \right. \\ \left. \left| \mathbb{P} \left(\bigcap_{q_0 \leq t \leq 1-q_0} \mathbf{C}_1^{\mathbf{G}}(t) \in A^m \right) - \mathbb{P} \left(\bigcap_{q_0 \leq t \leq 1-q_0} \mathbf{C}_1^{\mathbf{b}}(t) \in A^m \mid \mathcal{X} \right) \right| \right).$$

Next, we consider $I_{z,1}$ and $I_{z,2}$, respectively. Recall $\epsilon' = Cs_0p^{-1}n^{-1/2}$. For $I_{z,1}$, by Lemma C.4 and the definitions of A^m and $A^{m,\epsilon'}$ in (C.2) and (E.9), for all $z \in (0, R]$, we have

$$I_{z,1} \leq Cs_0p^{-1}n^{-1/2} \sqrt{\log(m(n-2\lfloor nq_0 \rfloor))} \leq Cs_0^2p^{-1}n^{-1/2} \sqrt{\log(pn)} = o_p(1). \quad (\text{E.10})$$

Recall $\mathcal{V}_{s_0} := \{\mathbf{v} \in \mathbb{S}^{q-1} : \|\mathbf{v}\| = 1, \|\mathbf{v}\|_0 \leq s_0\}$ and $\widehat{\Sigma}(0:t)$ defined in (B.1). We then have

$$\sup_{q_0 \leq t_1, t_2 \leq 1-q_0} \sup_{\mathbf{v}_1, \mathbf{v}_2 \in \mathcal{V}_{s_0}} \left| \mathbf{v}_1^\top \left(\mathbb{E}[\mathbf{C}_1^{\mathbf{G}}(t_1)\mathbf{C}_1^{\mathbf{G}}(t_2)^\top] - \mathbb{E}[\mathbf{C}_1^{\mathbf{b}}(t_1)\mathbf{C}_1^{\mathbf{b}}(t_2)^\top \mid \mathcal{X}] \right) \mathbf{v}_2 \right| \\ \leq_{(1)} \sup_{q_0 \leq t_1, t_2 \leq 1-q_0} \left\| \mathbb{E}[\mathbf{C}_1^{\mathbf{G}}(t_1)\mathbf{C}_1^{\mathbf{G}}(t_2)^\top] - \mathbb{E}[\mathbf{C}_1^{\mathbf{b}}(t_1)\mathbf{C}_1^{\mathbf{b}}(t_2)^\top \mid \mathcal{X}] \right\|_\infty \|\mathbf{v}_1\|_1 \|\mathbf{v}_2\|_1 \\ \leq_{(2)} s_0 \sup_{q_0 \leq t_1, t_2 \leq 1-q_0} \left\| \min(t_1, t_2)(\widehat{\Sigma}(0:\min(t_1, t_2)) - \Sigma) \right. \\ \left. - t_1 t_2 (\widehat{\Sigma}(0:t_1) - \Sigma) - t_1 t_2 (\widehat{\Sigma}(0:t_2) - \Sigma) + t_1 t_2 (\widehat{\Sigma}(0:1) - \Sigma) \right\|_\infty, \quad (\text{E.11})$$

the last inequality in (E.11) comes from the Cauchy-Schwartz inequality, and the fact $\mathbf{v}_1, \mathbf{v}_2 \in \mathcal{V}_{s_0}$. Therefore, based on (E.11), using Theorem 4.1 and Remark 4.1 in Chernozhukov et al. (2017) and Lemma C.8, with probability tending to one, we have

$$I_{z,2} \leq C \left(s_0 M^2 \sqrt{\frac{\log(pn)}{n}} \right)^{1/3} \log^{2/3}(m(n-2\lfloor nq_0 \rfloor)) \leq C \left(\frac{s_0^{10} \log^7(pn)}{n} \right)^{1/6}. \quad (\text{E.12})$$

Considering (E.12), by Assumptions A, E.1, we have $I_{z,2} = o_p(1)$ for all $z \in (0, R]$.

Finally, combining (E.8), (E.10), and (E.12), we have $I_z = o_p(1)$ uniformly holds for $z \geq 0$, which finishes the proof for Lemma D.2. \square

E.3 Proof of Lemma D.3

Proof. In this section, we prove Lemma D.3. In other words, we aim to prove

$$\mathbb{P} \left(\max_{q_0 \leq t \leq 1-q_0} \|\mathbf{C}_0(t) - \widetilde{\mathbf{C}}_0^I(t)\|_{(s_0,2)} \geq \epsilon \right) = o(1), \quad (\text{E.13})$$

where $\mathbf{C}_0(t)$ is defined in (D.24), and $\widetilde{\mathbf{C}}_0^I(t)$ is defined in (D.27). Using the triangle inequality, we have

$$\mathbb{P} \left(\max_{q_0 \leq t \leq 1-q_0} \|\mathbf{C}_0(t) - \widetilde{\mathbf{C}}_0^I(t)\|_{(s_0,2)} \geq \epsilon \right) \leq D_1 + D_2, \quad (\text{E.14})$$

where D_1 and D_2 are defined as

$$\begin{aligned} D_1 &:= \mathbb{P}\left(\max_{q_0 \leq t \leq 1-q_0} \|\mathbf{C}_0(t) - \mathbf{C}_0^I(t)\|_{(s_0,2)} \geq \epsilon/2\right), \\ D_2 &:= \mathbb{P}\left(\max_{q_0 \leq t \leq 1-q_0} \|\mathbf{C}_0^I(t) - \tilde{\mathbf{C}}_0^I(t)\|_{(s_0,2)} \geq \epsilon/2\right). \end{aligned} \quad (\text{E.15})$$

By (E.14), to prove (E.13), we need to bound D_1 and D_2 , respectively.

Step 1: obtain the upper bound for D_1 . We first consider D_1 . To this end, we define

$$\mathcal{E} = \{\sigma^2/2 \leq \hat{\sigma}^2 \leq 2\sigma^2\}, \quad (\text{E.16})$$

where $\sigma^2 := \text{Var}[e_i(\tilde{\boldsymbol{\tau}})]$ is the true variance. By introducing \mathcal{E} , we have

$$D_1 \leq \mathbb{P}\left(\max_{q_0 \leq t \leq 1-q_0} \|\mathbf{C}_0(t) - \mathbf{C}_0^I(t)\|_{(s_0,2)} \geq \epsilon/2 \cap \mathcal{E}\right) + \mathbb{P}(\mathcal{E}^c). \quad (\text{E.17})$$

By Theorem 3.2, we have $\mathbb{P}(\mathcal{E}^c) = o(1)$ as $n, p \rightarrow \infty$. Under the event \mathcal{E} , we have

$$\begin{aligned} &\mathbb{P}\left(\max_{q_0 \leq t \leq 1-q_0} \|\mathbf{C}_0(t) - \mathbf{C}_0^I(t)\|_{(s_0,2)} \geq \epsilon/2 \cap \mathcal{E}\right) \\ &= \mathbb{P}\left(\max_{q_0 \leq t \leq 1-q_0} \|\mathbf{C}_0^{II}(t)\|_{(s_0,2)} \geq \epsilon/2 \cap \mathcal{E}\right), \end{aligned} \quad (\text{E.18})$$

where $\mathbf{C}_0^{II}(t)$ is defined in (D.25). Before controlling $\mathbf{C}_0^{II}(t)$, given $\mathcal{X} = (\mathbf{X}_1, \dots, \mathbf{X}_n)$, we need to decompose $\mathbf{C}_0^{II}(t)|\mathcal{X}$ into two terms:

$$\mathbf{C}_0^{II}(t) = \mathbf{C}_0^{II,1}(t) + \mathbf{C}_0^{II,2}(t), \quad (\text{E.19})$$

where $\mathbf{C}_0^{II,1}(t)$ and $\mathbf{C}_0^{II,2}(t)$ are defined as

$$\begin{aligned} \mathbf{C}_0^{II,1}(t) &= \frac{1}{\sqrt{n\hat{\sigma}(0, \tilde{\boldsymbol{\tau}})}} \left(\sum_{i=1}^{\lfloor nt \rfloor} \frac{1}{K} \sum_{k=1}^K \mathbf{X}_i (\mathbb{E}[\mathbf{1}\{\epsilon_i \leq \mathbf{X}_i^\top \hat{\boldsymbol{\Delta}}_k + b_k^{(0)}\}] - \mathbb{E}[\mathbf{1}\{\epsilon_i \leq b_k^{(0)}\}]) \right. \\ &\quad \left. - \frac{\lfloor nt \rfloor}{n} \sum_{i=1}^n \frac{1}{K} \sum_{k=1}^K \mathbf{X}_i (\mathbb{E}[\mathbf{1}\{\epsilon_i \leq \mathbf{X}_i^\top \hat{\boldsymbol{\Delta}}_k + b_k^{(0)}\}] - \mathbb{E}[\mathbf{1}\{\epsilon_i \leq b_k^{(0)}\}]) \right), \\ \mathbf{C}_0^{II,2}(t) &= \frac{1}{\sqrt{n\hat{\sigma}(0, \tilde{\boldsymbol{\tau}})}} \left(\sum_{i=1}^{\lfloor nt \rfloor} \frac{1}{K} \sum_{k=1}^K \mathbf{X}_i (g_{ik}(\mathbf{X}_i^\top \hat{\boldsymbol{\Delta}}_k) - g_{ik}(0)) \right. \\ &\quad \left. - \frac{\lfloor nt \rfloor}{n} \sum_{i=1}^n \frac{1}{K} \sum_{k=1}^K \mathbf{X}_i (g_{ik}(\mathbf{X}_i^\top \hat{\boldsymbol{\Delta}}_k) - g_{ik}(0)) \right), \end{aligned} \quad (\text{E.20})$$

where $g_{ik}(t) := \mathbf{1}\{\epsilon_i \leq b_k^{(0)} + t\} - \mathbb{P}\{\epsilon_i \leq b_k^{(0)} + t\}$. Next, we control $\mathbf{C}_0^{II,1}(t)$ and $\mathbf{C}_0^{II,2}(t)$, respectively.

Let $F_\epsilon(t) := \mathbb{P}(\epsilon \leq t)$ be the CDF for ϵ and f_ϵ be its density function. For $\mathbf{C}_0^{II,1}(t)$, by its definition, we have:

$$\begin{aligned} \mathbf{C}_0^{II,1}(t) &= \frac{1}{\sqrt{n\hat{\sigma}(0, \tilde{\boldsymbol{\tau}})}} \left(\sum_{i=1}^{\lfloor nt \rfloor} \frac{1}{K} \sum_{k=1}^K \mathbf{X}_i (F_\epsilon(\mathbf{X}_i^\top \hat{\boldsymbol{\Delta}}_k + b_k^{(0)}) - F_\epsilon(b_k^{(0)})) \right. \\ &\quad \left. - \frac{\lfloor nt \rfloor}{n} \sum_{i=1}^n \frac{1}{K} \sum_{k=1}^K \mathbf{X}_i (F_\epsilon(\mathbf{X}_i^\top \hat{\boldsymbol{\Delta}}_k + b_k^{(0)}) - F_\epsilon(b_k^{(0)})) \right). \end{aligned} \quad (\text{E.21})$$

Using Taylor's expansion, we have:

$$\begin{aligned}
& F_\epsilon(\underline{\mathbf{X}}_i^\top \widehat{\underline{\Delta}}_k + b_k^{(0)}) - F_\epsilon(b_k^{(0)}) \\
&= f_\epsilon(b_k^{(0)}) \underline{\mathbf{X}}_i^\top \widehat{\underline{\Delta}}_k + \frac{1}{2} f'_\epsilon(\xi_{ik}) (\widehat{\underline{\Delta}}_k^\top \underline{\mathbf{X}}_i)^2 \\
&= f_\epsilon(b_k^{(0)}) \underline{\mathbf{X}}_i^\top \widehat{\underline{\Delta}}_k + f_\epsilon(b_k^{(0)}) (\widehat{b}_k - b_k^{(0)}) + \frac{1}{2} f'_\epsilon(\xi_{ik}) (\widehat{\underline{\Delta}}_k^\top \underline{\mathbf{X}}_i)^2 \\
&= f_\epsilon(b_k^{(0)}) \underline{\mathbf{X}}_i^\top (\widehat{\underline{\beta}} - \underline{\beta}^{(0)}) + f_\epsilon(b_k^{(0)}) (\widehat{b}_k - b_k^{(0)}) + \frac{1}{2} f'_\epsilon(\xi_{ik}) (\widehat{\underline{\Delta}}_k^\top \underline{\mathbf{X}}_i)^2,
\end{aligned}$$

where ξ_{ik} is some random variable between $b_k^{(0)}$ and $\underline{\mathbf{X}}_i^\top \widehat{\underline{\Delta}}_k + b_k^{(0)}$. Hence, by the above expansion, $\mathbf{C}_0^{II,1}(t)$ can be decomposed into three terms:

$$\mathbf{C}_0^{II,1}(t) = \mathbf{C}_0^{II,1,1}(t) + \mathbf{C}_0^{II,1,2}(t) + \mathbf{C}_0^{II,1,3}(t), \quad (\text{E.22})$$

where $\mathbf{C}_0^{II,1,1}(t) - \mathbf{C}_0^{II,1,3}(t)$ are defined as

$$\begin{aligned}
\mathbf{C}_0^{II,1,1}(t) &= \frac{1}{\sqrt{n\widehat{\sigma}(0, \widehat{\tau})}} \left(\sum_{i=1}^{\lfloor nt \rfloor} \underline{\mathbf{X}}_i \underline{\mathbf{X}}_i^\top \frac{1}{K} \sum_{k=1}^K f_\epsilon(b_k^{(0)}) (\widehat{\underline{\beta}} - \underline{\beta}^{(0)}) \right. \\
&\quad \left. - \frac{\lfloor nt \rfloor}{n} \sum_{i=1}^n \underline{\mathbf{X}}_i \underline{\mathbf{X}}_i^\top \frac{1}{K} \sum_{k=1}^K f_\epsilon(b_k^{(0)}) (\widehat{\underline{\beta}} - \underline{\beta}^{(0)}) \right), \\
\mathbf{C}_0^{II,1,2}(t) &= \frac{1}{\sqrt{n\widehat{\sigma}(0, \widehat{\tau})}} \left(\sum_{i=1}^{\lfloor nt \rfloor} \underline{\mathbf{X}}_i \frac{1}{K} \sum_{k=1}^K f_\epsilon(b_k^{(0)}) (\widehat{b}_k - b_k^{(0)}) \right. \\
&\quad \left. - \frac{\lfloor nt \rfloor}{n} \sum_{i=1}^n \underline{\mathbf{X}}_i \frac{1}{K} \sum_{k=1}^K f_\epsilon(b_k^{(0)}) (\widehat{b}_k - b_k^{(0)}) \right), \\
\mathbf{C}_0^{II,1,3}(t) &= \frac{1}{\sqrt{n\widehat{\sigma}(0, \widehat{\tau})}} \left(\sum_{i=1}^{\lfloor nt \rfloor} \underline{\mathbf{X}}_i \frac{1}{K} \sum_{k=1}^K \frac{1}{2} f'_\epsilon(\xi_{ik}) (\widehat{\underline{\Delta}}_k^\top \underline{\mathbf{X}}_i)^2 \right. \\
&\quad \left. - \frac{\lfloor nt \rfloor}{n} \sum_{i=1}^n \underline{\mathbf{X}}_i \frac{1}{K} \sum_{k=1}^K \frac{1}{2} f'_\epsilon(\xi_{ik}) (\widehat{\underline{\Delta}}_k^\top \underline{\mathbf{X}}_i)^2 \right).
\end{aligned} \quad (\text{E.23})$$

Hence, to bound $\mathbf{C}_0^{II,1}(t)$, we need to bound $\mathbf{C}_0^{II,1,1}(t) - \mathbf{C}_0^{II,1,3}(t)$ respectively. For $\mathbf{C}_0^{II,1,1}(t)$, under the event \mathcal{E} , with probability tending to 1, we have:

$$\begin{aligned}
& \max_{t \in [q_0, 1-q_0]} \|\mathbf{C}_0^{II,1,1}(t)\|_{(s_0, 2)} \\
& \leq_{(1)} C s_0^{1/2} \max_t \left\| \frac{\lfloor nt \rfloor}{\sqrt{n}} (\widehat{\underline{\Sigma}}(1:t) - \widehat{\underline{\Sigma}}(1:n)) \frac{1}{K} \sum_{k=1}^K f_\epsilon(b_k^{(0)}) (\widehat{\underline{\beta}} - \underline{\beta}^{(0)}) \right\|_\infty \\
& \leq_{(2)} C s_0^{1/2} \max_t \left\| \frac{\lfloor nt \rfloor}{\sqrt{n}} (\widehat{\underline{\Sigma}}(1:t) - \widehat{\underline{\Sigma}}(1:n)) \right\|_\infty \times \left\| \frac{1}{K} \sum_{k=1}^K f_\epsilon(b_k^{(0)}) (\widehat{\underline{\beta}} - \underline{\beta}^{(0)}) \right\|_1 \\
& \leq_{(3)} C s_0^{1/2} M^2 \sqrt{\log(p)} \left\| \frac{1}{K} \sum_{k=1}^K f_\epsilon(b_k^{(0)}) (\widehat{\underline{\beta}} - \underline{\beta}^{(0)}) \right\|_1 \\
& \leq_{(4)} C s_0^{1/2} M^2 \sqrt{\log(p)} \|\widehat{\underline{\beta}} - \underline{\beta}^{(0)}\|_1 \\
& \leq_{(5)} C s_0^{1/2} M^2 \sqrt{\log(p)} s \sqrt{\log(p)/n}
\end{aligned} \quad (\text{E.24})$$

where (1) comes from (E.16), (3) comes from Lemma C.8, (4) comes from Assumption D.2, and (5) comes from Lemma C.10. With a similar procedure, we can prove that

$$\max_{t \in [q_0, 1-q_0]} \|\mathbf{C}_0^{II,1,2}(t)\|_{(s_0, 2)} = O_p(s_0^{1/2} s M^2 \log(p) / \sqrt{n}). \quad (\text{E.25})$$

Next, we consider $\mathbf{C}_0^{II,1,3}(t)$. Using $(a+b)^2 \leq 2(a^2+b^2)$, we have

$$\left| \frac{1}{K} \sum_{k=1}^K \frac{1}{2} f'_\epsilon(\xi_{ik}) (\widehat{\Delta}_k^\top \mathbf{X}_i)^2 \right| \leq \frac{C'_+}{2K} \sum_{k=1}^K (\widehat{\delta}_k + \mathbf{X}_i^\top \widehat{\Delta})^2 \leq C'_+ \left(\frac{1}{K} \sum_{k=1}^K \widehat{\delta}_k^2 + \widehat{\Delta}^\top \mathbf{X}_i \mathbf{X}_i^\top \widehat{\Delta} \right), \quad (\text{E.26})$$

where $\widehat{\delta}_k = \widehat{b}_k - b^{(0)}$, $\widehat{\Delta} = \widehat{\beta} - \beta^{(0)}$. Hence, using the above result, under \mathcal{E} , we have

$$\begin{aligned} & \max_{t \in [q_0, 1-q_0]} \|\mathbf{C}_0^{II,1,3}(t)\|_{(s_0, 2)} \\ & \leq_{(1)} C s_0^{1/2} \left\| \max_t \frac{\lfloor nt \rfloor}{\sqrt{n}} \left(\frac{1}{\lfloor nt \rfloor} \sum_{i=1}^{\lfloor nt \rfloor} \mathbf{X}_i \frac{1}{K} \sum_{k=1}^K \frac{1}{2} f'_\epsilon(\xi_{ik}) (\widehat{\Delta}_k^\top \mathbf{X}_i)^2 \right) \right\|_\infty \\ & \quad + C s_0^{1/2} \left\| \max_t \frac{\lfloor nt \rfloor}{\sqrt{n}} \left(\frac{1}{n} \sum_{i=1}^n \mathbf{X}_i \frac{1}{K} \sum_{k=1}^K \frac{1}{2} f'_\epsilon(\xi_{ik}) (\widehat{\Delta}_k^\top \mathbf{X}_i)^2 \right) \right\|_\infty \\ & \leq_{(2)} C \sqrt{n} s_0^{1/2} \max_t \left(\frac{1}{\lfloor nt \rfloor} \sum_{i=1}^{\lfloor nt \rfloor} \|\mathbf{X}_i\|_\infty \left| \frac{1}{K} \sum_{k=1}^K \frac{1}{2} f'_\epsilon(\xi_{ik}) (\widehat{\Delta}_k^\top \mathbf{X}_i)^2 \right| \right) \\ & \quad + C \sqrt{n} s_0^{1/2} \left(\frac{1}{n} \sum_{i=1}^n \|\mathbf{X}_i\|_\infty \left| \frac{1}{K} \sum_{k=1}^K \frac{1}{2} f'_\epsilon(\xi_{ik}) (\widehat{\Delta}_k^\top \mathbf{X}_i)^2 \right| \right) \\ & \leq_{(3)} C C'_+ \sqrt{n} M s_0^{1/2} \left(\frac{1}{K} \|\widehat{\boldsymbol{\delta}}\|^2 + \max_t \widehat{\Delta}^\top \widehat{\Sigma}(0:t) \widehat{\Delta} \right) \\ & \quad + C C'_+ \sqrt{n} M s_0^{1/2} \left(\frac{1}{K} \|\widehat{\boldsymbol{\delta}}\|^2 + \widehat{\Delta}^\top \widehat{\Sigma}(0:1) \widehat{\Delta} \right) \\ & \leq_{(4)} C C'_+ \sqrt{n} M s_0^{1/2} \left(\frac{1}{K} \|\widehat{\boldsymbol{\delta}}\|^2 + \max_t |\widehat{\Delta}^\top (\widehat{\Sigma}(0:t) - \Sigma) \widehat{\Delta}| + \widehat{\Delta}^\top \Sigma \widehat{\Delta} \right) \\ & \quad + C C'_+ \sqrt{n} M s_0^{1/2} \left(\frac{1}{K} \|\widehat{\boldsymbol{\delta}}\|^2 + |\widehat{\Delta}^\top (\widehat{\Sigma}(0:1) - \Sigma) \widehat{\Delta}| + \widehat{\Delta}^\top \Sigma \widehat{\Delta} \right) \\ & \leq_{(5)} C C'_+ \sqrt{n} M s_0^{1/2} \left(\frac{1}{K} \|\widehat{\boldsymbol{\delta}}\|^2 + \lambda_{\max}(\Sigma) \|\widehat{\Delta}\|^2 + M^2 s \sqrt{\frac{\log(pn)}{n}} \|\widehat{\Delta}\|^2 \right) \\ & \leq_{(6)} C s_0^{1/2} s M^2 \log(p) / \sqrt{n}. \end{aligned} \quad (\text{E.27})$$

where (1) comes from (E.16) and the triangle inequality, (2) comes from $\max_t \lfloor nt \rfloor / \sqrt{n} \leq \sqrt{n}$, (3) comes from **Assumption D** and (E.26), and (5) comes from the fact that $|\widehat{\Delta}^\top (\widehat{\Sigma}(0:1) - \Sigma) \widehat{\Delta}| \leq \|\widehat{\Delta}\|_1^2 \|\widehat{\Sigma}(0:1) - \Sigma\|_\infty \leq s \|\widehat{\Delta}\|_2^2 \|\widehat{\Sigma}(0:1) - \Sigma\|_\infty$ and Lemmas C.8, (6) comes from Lemma C.10 and the fact that $sM^2 \log(p) / \sqrt{n} = o(1)$.

Hence, combining (E.23), (E.24), (E.25), (E.27), we obtain that

$$\max_{t \in [q_0, 1-q_0]} \|\mathbf{C}_0^{II,1}(t)\|_{(s_0, 2)} \leq C s_0^{1/2} s M^2 \log(p) / \sqrt{n}. \quad (\text{E.28})$$

After bounding $\mathbf{C}_0^{II,1,3}(t)$, we next consider $\mathbf{C}_0^{II,2}(t)$. The following lemma provides the desired bound. The proof of Lemma E.1 is given in Section G.1.

Lemma E.1. **Suppose Assumptions A, D, E.2 - E.4 hold.** Then, with probability tending to 1, we have:

$$\max_{t \in [q_0, 1-q_0]} \|\mathbf{C}_0^{II,2}(t)\|_{(s_0, 2)} \leq C s_0^{1/2} (s \log(pn))^{3/4} / n^{1/4},$$

for some big enough constant $C > 0$.

Hence, combining (E.28) and Lemma E.1, we have:

$$\max_{t \in [q_0, 1-q_0]} \|\mathbf{C}_0^{II,2}(t)\|_{(s_0, 2)} \leq C s_0^{1/2} M^2 \frac{(s \log(pn))^{3/4}}{n^{1/4}}.$$

Step 2: obtain the upper bound for D_2 . By Theorem 3.2, and similar to the proof of Step 2 in Section E.1, we can prove that

$$\max_{q_0 \leq t \leq 1-q_0} \|\mathbf{C}_0^I(t) - \tilde{\mathbf{C}}_0^I(t)\|_{(s_0,2)} = r_0(n) \times O_p(M s_0^{1/2} \sqrt{\log(pn)})$$

where $r_0(n) = s \sqrt{\frac{\log(pn)}{n}} \vee s^{\frac{1}{2}} \left(\frac{\log(pn)}{n}\right)^{\frac{3}{8}}$.

Lastly, combining Steps 1 and 2, if we choose $\epsilon := C s_0^{1/2} (s \log(pn))^{3/4} / n^{1/4}$ for some big constant $C > 0$, we have $D_1 + D_2 = o(1)$, which finishes the proof. \square

E.4 Proof of Lemma D.4

Proof. In this section, we prove Lemma D.4. In other words, we aim to prove

$$\mathbb{P}\left(\max_{q_0 \leq t \leq 1-q_0} \|\mathbf{C}_\alpha(t) - \tilde{\mathbf{C}}_\alpha^I(t)\|_{(s_0,2)} \geq \epsilon\right) = o(1), \quad (\text{E.29})$$

where $\mathbf{C}_\alpha(t)$ and $\tilde{\mathbf{C}}_\alpha^I(t)$ are defined in (D.31) and (D.34). By the triangle inequality, we have

$$\mathbb{P}\left(\max_{q_0 \leq t \leq 1-q_0} \|\mathbf{C}_\alpha(t) - \tilde{\mathbf{C}}_\alpha^I(t)\|_{(s_0,2)} \geq \epsilon\right) \leq D_1 + D_2, \quad (\text{E.30})$$

where D_1 and D_2 are defined as

$$\begin{aligned} D_1 &:= \mathbb{P}\left(\max_{q_0 \leq t \leq 1-q_0} \|\mathbf{C}_\alpha(t) - \mathbf{C}_\alpha^I(t)\|_{(s_0,2)} \geq \epsilon/2\right), \\ D_2 &:= \mathbb{P}\left(\max_{q_0 \leq t \leq 1-q_0} \|\mathbf{C}_\alpha^I(t) - \tilde{\mathbf{C}}_\alpha^I(t)\|_{(s_0,2)} \geq \epsilon/2\right). \end{aligned} \quad (\text{E.31})$$

By (E.30), to prove (E.29), we need to bound D_1 and D_2 , respectively.

Step 1: obtain the upper bound for D_1 . We first consider D_1 . To this end, we define

$$\mathcal{E} = \{\sigma^2/2 \leq \hat{\sigma}^2 \leq 2\sigma^2\}, \quad (\text{E.32})$$

where $\sigma^2 := \text{Var}[(1-\alpha)e_i(\tilde{\boldsymbol{\tau}}) + \alpha\epsilon_i]$ is the true variance. By introducing \mathcal{E} , we have

$$D_1 \leq \mathbb{P}\left(\max_{q_0 \leq t \leq 1-q_0} \|\mathbf{C}_\alpha(t) - \mathbf{C}_\alpha^I(t)\|_{(s_0,2)} \geq \epsilon/2 \cap \mathcal{E}\right) + \mathbb{P}(\mathcal{E}^c). \quad (\text{E.33})$$

By Theorem 3.2, we have $\mathbb{P}(\mathcal{E}^c) = o(1)$ as $n, p \rightarrow \infty$. Under the event \mathcal{E} , we have

$$\mathbb{P}\left(\max_{q_0 \leq t \leq 1-q_0} \|\mathbf{C}_\alpha(t) - \mathbf{C}_\alpha^I(t)\|_{(s_0,2)} \geq \epsilon/2 \cap \mathcal{E}\right) = \mathbb{P}\left(\max_{q_0 \leq t \leq 1-q_0} \|\mathbf{C}_\alpha^{II}(t)\|_{(s_0,2)} \geq \epsilon/2 \cap \mathcal{E}\right), \quad (\text{E.34})$$

where $\mathbf{C}_\alpha^{II}(t)$ is defined in (D.33), which is decomposed into two parts:

$$\mathbf{C}_\alpha^{II}(t) = (1-\alpha)\mathbf{C}_0^{II}(t) + \alpha\mathbf{C}_1^{II}(t), \quad (\text{E.35})$$

where $\mathbf{C}_1^{II}(t)$ is defined in (D.10), and $\mathbf{C}_0^{II}(t)$ is defined in (D.25). Note that by the proofs of Lemmas E.1 and E.3, we have proved that:

$$\begin{aligned} \max_{q_0 \leq t \leq 1-q_0} \|\mathbf{C}_1^{II}(t)\|_{(s_0,2)} &= O_p(M^2 s_0^{1/2} s \frac{\log(pn)}{\sqrt{n}}), \\ \max_{q_0 \leq t \leq 1-q_0} \|\mathbf{C}_0^{II}(t)\|_{(s_0,2)} &= O_p(M^2 s_0^{1/2} \frac{(s \log(pn))^{3/4}}{n^{1/4}}), \end{aligned}$$

Moreover, by **Assumption E.2**, we have $s \frac{\log(pn)}{\sqrt{n}} \ll \frac{(s \log(pn))^{3/4}}{n^{1/4}}$, which implies that:

$$\max_{q_0 \leq t \leq 1-q_0} \|\mathbf{C}_\alpha^{II}(t)\|_{(s_0, 2)} = O_p\left(M^2 s_0^{1/2} \frac{(s \log(pn))^{3/4}}{n^{1/4}}\right).$$

Step 2: obtain the upper bound for D_2 . By Theorem 3.2, and similar to the proof of Step 2 in Sections E.1 and E.3, we can prove that

$$\max_{q_0 \leq t \leq 1-q_0} \|\mathbf{C}_\alpha^I(t) - \tilde{\mathbf{C}}_\alpha^I(t)\|_{(s_0, 2)} = r_\alpha(n) \times O_p(M s_0^{1/2} \sqrt{\log(pn)})$$

where $r_\alpha(n) = s \sqrt{\frac{\log(pn)}{n}} \vee s^{\frac{1}{2}} \left(\frac{\log(pn)}{n}\right)^{\frac{3}{8}}$. Note that by **Assumption E.2**, we have

$$r_\alpha(n) \times M s_0^{1/2} \sqrt{\log(pn)} \ll M^2 s_0^{1/2} \frac{(s \log(pn))^{3/4}}{n^{1/4}}.$$

Hence, combining Steps 1 and 2, if we choose $\epsilon := C s_0^{1/2} (s \log(pn))^{3/4} / n^{1/4}$ for some big constant $C > 0$, we have $D_1 + D_2 = o(1)$, which finishes the proof. \square

E.5 Proof of Lemma D.5

Proof. Note that the proof for \mathcal{H}_1 and \mathcal{H}_2 is similar. We only give the proof of \mathcal{H}_1 . The proof proceeds in two steps: In Step 1, we obtain the upper bounds of $\max_{t \geq t_1 + \epsilon_n} \max_{\substack{J \subset \{1, \dots, p\} \\ |J|=s_0}} \|\Pi_J \tilde{\mathbf{C}}_1(t) - \Pi_J \boldsymbol{\delta}_1(t)\|_2$. In Step 2, using the upper bound and some regular inequalities, we finish the proof.

Step 1: By the decomposition of $\tilde{\mathbf{C}}_1(t)$ as in (D.44), with probability tending to one, we have:

$$\begin{aligned} & \max_{t \geq t_1 + \epsilon_n} \max_{\substack{J \subset \{1, \dots, p\} \\ |J|=s_0}} \|\Pi_J \tilde{\mathbf{C}}_1(t) - \Pi_J \boldsymbol{\delta}(t)\|_2 \\ & \leq_{(1)} \max_{t \geq t_1 + \epsilon_n} \max_{\substack{J \subset \{1, \dots, p\} \\ |J|=s_0}} \|\Pi_J \tilde{\mathbf{C}}_1^I(t) + \Pi_J \mathbf{R}(t)\|_2 \\ & \leq_{(2)} \max_{t \geq t_1 + \epsilon_n} \max_{\substack{J \subset \{1, \dots, p\} \\ |J|=s_0}} \|\Pi_J \tilde{\mathbf{C}}_1^I(t)\|_2 + \max_{t \geq t_1 + \epsilon_n} \max_{\substack{J \subset \{1, \dots, p\} \\ |J|=s_0}} \|\Pi_J \mathbf{R}(t)\|_2 \\ & =_{(3)} \max_{t \geq t_1 + \epsilon_n} \|\tilde{\mathbf{C}}_1^I(t)\|_{(s_0, 2)} + \max_{t \geq t_1 + \epsilon_n} \|\mathbf{R}(t)\|_{(s_0, 2)} \\ & \leq_{(4)} s_0^{1/2} \max_{q_0 \leq t \leq 1-q_0} \|\tilde{\mathbf{C}}_1^I(t)\|_\infty + s_0^{1/2} \max_{t \geq t_1 + \epsilon_n} \|\mathbf{R}(t)\|_\infty \\ & \leq_{(5)} \underbrace{C^* (s_0^{1/2} M \sqrt{\log(pn)} + s_0^{1/2} s \sqrt{\log(pn)})}_{t^*} \|\boldsymbol{\Delta}\|_{(s_0, 2)}. \end{aligned}$$

Recall $\mathcal{M} = \{j : \beta_j^{(1)} \neq \beta_j^{(2)}\}$. Note that

$$\begin{aligned} & \max_{t \geq t_1 + \epsilon_n} \max_{\substack{J \subset \{1, \dots, p\} \\ |J|=s_0}} \|\Pi_J \tilde{\mathbf{C}}_1(t) - \Pi_J \boldsymbol{\delta}(t)\|_2 \\ & = \max_{t \geq t_1 + \epsilon_n} \max_{\substack{J \subset \mathcal{M} \\ |J|=s_0}} \|\Pi_J \tilde{\mathbf{C}}_1(t) - \Pi_J \boldsymbol{\delta}(t)\|_2 + \max_{t \geq t_1 + \epsilon_n} \max_{\substack{J \subset \mathcal{M}^c \\ |J|=s_0}} \|\Pi_J \tilde{\mathbf{C}}_1(t) - \Pi_J \boldsymbol{\delta}(t)\|_2. \end{aligned}$$

Using the fact that $|\max_i \|\mathbf{a}_i\|_2 - \max_i \|\mathbf{b}_i\|_2| \leq \max_i \|\|\mathbf{a}_i\|_2 - \|\mathbf{b}_i\|_2\| \leq \max_i \|\|\mathbf{a}_i - \mathbf{b}_i\|_2\|$ for any vectors \mathbf{a}_i and \mathbf{b}_i , we have:

$$\begin{aligned} & \mathbb{P}\left(\left|\max_{t \geq t_1 + \epsilon_n} \max_{\substack{J \subset \mathcal{M} \\ |J|=s_0}} \|\Pi_J \tilde{\mathbf{C}}_1(t)\|_2 - \max_{t \geq t_1 + \epsilon_n} \max_{\substack{J \subset \mathcal{M} \\ |J|=s_0}} \|\Pi_J \boldsymbol{\delta}(t)\|_2\right| \leq t^*\right) \rightarrow 1 \\ & \text{and } \mathbb{P}\left(\max_{t \geq t_1 + \epsilon_n} \max_{\substack{J \subset \mathcal{M}^c \\ |J|=s_0}} \|\Pi_J \tilde{\mathbf{C}}_1(t)\|_2 \leq t^*\right) \rightarrow 1. \end{aligned} \quad (\text{E.36})$$

Step 2: Note that $\max_{t \geq t_1 + \epsilon_n} \max_{\substack{J \subset \mathcal{M} \\ |J|=s_0}} \|\Pi_J \boldsymbol{\delta}(t)\|_2 = \sqrt{n} t_1 (1 - t_1 - \epsilon_n) \|\boldsymbol{\Delta}\|_{(s_0, 2)}$. By choosing a big enough constant in (D.36), we have $\max_{t \geq t_1 + \epsilon_n} \max_{\substack{J \subset \mathcal{M} \\ |J|=s_0}} \|\Pi_J \boldsymbol{\delta}(t)\|_2 \geq 2t^*$. Moreover, by (E.36), we see that:

$$\begin{aligned} & \mathbb{P}\left(\max_{t \geq t_1 + \epsilon_n} \max_{\substack{J \subset \mathcal{M} \\ |J|=s_0}} \|\Pi_J \tilde{\mathbf{C}}_1(t)\|_2 - \max_{t \geq t_1 + \epsilon_n} \max_{\substack{J \subset \mathcal{M}^c \\ |J|=s_0}} \|\Pi_J \tilde{\mathbf{C}}_1(t)\|_2 \leq 0\right) \\ & \leq_{(1)} \mathbb{P}\left(\max_{t \geq t_1 + \epsilon_n} \max_{\substack{J \subset \mathcal{M} \\ |J|=s_0}} \|\Pi_J \tilde{\mathbf{C}}_1(t)\|_2 - \max_{t \geq t_1 + \epsilon_n} \max_{\substack{J \subset \mathcal{M}^c \\ |J|=s_0}} \|\Pi_J \tilde{\mathbf{C}}_1(t)\|_2 \right. \\ & \quad \left. \leq \max_{t \geq t_1 + \epsilon_n} \max_{\substack{J \subset \mathcal{M} \\ |J|=s_0}} \|\Pi_J \boldsymbol{\delta}(t)\|_2 - t^* - t^*\right) \\ & \leq_{(2)} \mathbb{P}\left(\max_{t \geq t_1 + \epsilon_n} \max_{\substack{J \subset \mathcal{M} \\ |J|=s_0}} \|\Pi_J \tilde{\mathbf{C}}_1(t)\|_2 \leq \max_{t \geq t_1 + \epsilon_n} \max_{\substack{J \subset \mathcal{M} \\ |J|=s_0}} \|\Pi_J \boldsymbol{\delta}(t)\|_2 - t^*\right) \\ & \quad + \mathbb{P}\left(-\max_{t \geq t_1 + \epsilon_n} \max_{\substack{J \subset \mathcal{M}^c \\ |J|=s_0}} \|\Pi_J \tilde{\mathbf{C}}_1(t)\|_2 \leq -t^*\right) \rightarrow 0, \text{ as } (n, p) \rightarrow \infty, \end{aligned}$$

which finishes the proof. \square

F Proofs of useful lemmas in Section C

F.1 Proof of Lemma C.6

Proof. In this section, we aim to prove (C.4). Firstly, we define $\mathcal{E}^R = \{\mathbf{x} \in \mathbb{R}^p : \|\mathbf{x}\| \leq R\}$ and $V_{(s_0, 2)}^z = \{\mathbf{x} \in \mathbb{R}^p : \|\mathbf{x}\|_{(s_0, 2)} \leq z\}$. Then, by the definition of $V_{(s_0, 2)}^z$, we have

$$\begin{aligned} & \sup_{z \in (0, \infty)} \left| \mathbb{P}\left(\max_{k_0 \leq k \leq n - k_0} \|\mathbf{S}^Z(k)\|_{(s_0, 2)} \leq z\right) - \mathbb{P}\left(\max_{k_0 \leq k \leq n - k_0} \|\mathbf{S}^G(k)\|_{(s_0, 2)} \leq z\right) \right| \\ & = \sup_{z \in (0, \infty)} \underbrace{\left| \mathbb{P}\left(\bigcap_{k_0 \leq k \leq n - k_0} \{\mathbf{S}^Z(k) \in V_{(s_0, 2)}^z\}\right) - \mathbb{P}\left(\bigcap_{k_0 \leq k \leq n - k_0} \{\mathbf{S}^G(k) \in V_{(s_0, 2)}^z\}\right) \right|}_{A_z}. \end{aligned} \quad (\text{F.1})$$

By interting \mathcal{E}^R and $(\mathcal{E}^R)^c$ in A_z , we have $A_z \leq A_z^{(1)} + A_z^{(2)}$, where

$$\begin{aligned} A_z^{(1)} & := \left| \mathbb{P}\left(\bigcap_{k_0 \leq k \leq n - k_0} \{\mathbf{S}^Z(k) \in (\mathcal{E}^R)^c \cap V_{(s_0, 2)}^z\}\right) - \mathbb{P}\left(\bigcap_{k_0 \leq k \leq n - k_0} \{\mathbf{S}^G(k) \in (\mathcal{E}^R)^c \cap V_{(s_0, 2)}^z\}\right) \right|, \\ A_z^{(2)} & := \left| \mathbb{P}\left(\bigcap_{k_0 \leq k \leq n - k_0} \{\mathbf{S}^Z(k) \in V_{(s_0, 2)}^z \cap \mathcal{E}^R\}\right) - \mathbb{P}\left(\bigcap_{k_0 \leq k \leq n - k_0} \{\mathbf{S}^G(k) \in V_{(s_0, 2)}^z \cap \mathcal{E}^R\}\right) \right|. \end{aligned} \quad (\text{F.2})$$

Next, we bound $A_z^{(1)}$ and $A_z^{(2)}$ respectively. For $A_z^{(1)}$, using the triangle inequality, we have

$$A_z^{(1)} \leq \mathbb{P}\left(\bigcap_{k_0 \leq k \leq n - k_0} \{\mathbf{S}^Z(k) \in (\mathcal{E}^R)^c \cap V_{(s_0, 2)}^z\}\right) + \mathbb{P}\left(\bigcap_{k_0 \leq k \leq n - k_0} \{\mathbf{S}^G(k) \in (\mathcal{E}^R)^c \cap V_{(s_0, 2)}^z\}\right).$$

Recall \mathbf{S}^Z and \mathbf{S}^G in (C.3). Let $a_{ik} = \mathbf{1}\{i \leq k\} - k/n$ for $i = 1, \dots, n$ and $k_0 \leq k \leq n - k_0$. We then have $\mathbf{S}^Z(k) = n^{-1/2} \sum_{i=1}^n \mathbf{Z}_i a_{ik}$ and $\mathbf{S}^G(k) = n^{-1/2} \sum_{i=1}^n \mathbf{G}_i a_{ik}$. Moreover, by the definition of $k_0 = \lfloor nq_0 \rfloor$, we have $q_0 \leq |a_{ik}| \leq 1 - q_0$ for $i = 1, \dots, n$ and $k_0 \leq k \leq n - k_0$. Hence, we have

$$\begin{aligned}
& \mathbb{P}\left(\bigcap_{k_0 \leq k \leq n-k_0} \{\mathbf{S}^Z(k) \in (\mathcal{E}^R)^c \cap V_{(s_0,2)}^z\}\right) \\
& \leq \mathbb{P}\left(\bigcap_{k_0 \leq k \leq n-k_0} \{\mathbf{S}^Z(k) \in (\mathcal{E}^R)^c\}\right) \\
& \leq \mathbb{P}\left(\bigcap_{k_0 \leq k \leq n-k_0} \left\|n^{-1/2} \sum_{i=1}^n \mathbf{Z}_i a_{ik}\right\|_2 \geq R\right) \\
& \leq \mathbb{P}\left(\bigcap_{k_0 \leq k \leq n-k_0} n^{-1/2} \sum_{i=1}^n \|\mathbf{Z}_i\|_2 \geq R\right) \\
& \leq \sum_{i=1}^n \mathbb{P}\left(\sum_{j=1}^p Z_{ij}^2 \geq \frac{R^2}{n}\right).
\end{aligned} \tag{F.3}$$

By Assumption (M2) and Markov's inequality, we further have:

$$\sum_{i=1}^n \mathbb{P}\left(\sum_{j=1}^p Z_{ij}^2 \geq \frac{R^2}{n}\right) \leq \frac{n \sum_{i=1}^n \sum_{j=1}^p \mathbb{E}Z_{ij}^2}{R^2} \leq \frac{np \max_{1 \leq j \leq p} \sum_{i=1}^n \mathbb{E}Z_{ij}^2}{R^2} \leq \frac{n^2 p K^2}{R^2}. \tag{F.4}$$

Hence, taking $R^2 = n^{5/2}p$ and combining (F.3) and (F.4), we have

$$\mathbb{P}\left(\bigcap_{k_0 \leq k \leq n-k_0} \{\mathbf{S}^Z(k) \in (\mathcal{E}^R)^c \cap V_{(s_0,2)}^z\}\right) \leq C \frac{1}{\sqrt{n}}.$$

Similarly, for $\mathbf{S}^G(k)$, we have $\mathbb{P}\left(\bigcap_{k_0 \leq k \leq n-k_0} \{\mathbf{S}^G(k) \in (\mathcal{E}^R)^c \cap V_{(s_0,2)}^z\}\right) \leq C \frac{1}{\sqrt{n}}$. The above results yield that $A_z^{(1)} \leq C \frac{1}{\sqrt{n}}$.

About bounding $A_z^{(1)}$, we next consider $A_z^{(2)}$. By Lemma C.5, there exists an m -generated convex set A^m such that

$$A^m \subset \mathcal{E}^{R,p} \cap V_{(s_0,2)}^{z,p} \subset A^{m,R\epsilon} \quad \text{and} \quad m \leq p^{s_0} \left(\frac{\gamma}{\sqrt{\epsilon}} \ln\left(\frac{1}{\epsilon}\right)\right)^{s_0^2}.$$

By letting

$$\begin{aligned}
\bar{\rho}_1 &:= \left| \mathbb{P}\left(\bigcap_{k_0 \leq k \leq n-k_0} (\mathbf{S}^Z(k) \in A^m)\right) - \mathbb{P}\left(\bigcap_{k_0 \leq k \leq n-k_0} (\mathbf{S}^G(k) \in A^m)\right) \right|, \\
\bar{\rho}_2 &:= \left| \mathbb{P}\left(\bigcap_{k_0 \leq k \leq n-k_0} (\mathbf{S}^Z(k) \in A^{m,R\epsilon})\right) - \mathbb{P}\left(\bigcap_{k_0 \leq k \leq n-k_0} (\mathbf{S}^G(k) \in A^{m,R\epsilon})\right) \right|,
\end{aligned}$$

we have

$$\begin{aligned}
& \mathbb{P}\left(\bigcap_{k_0 \leq k \leq n-k_0} \{\mathbf{S}^Z(k) \in \mathcal{E}^R \cap V_{(s_0,2)}^z\}\right) \\
& \leq \mathbb{P}\left(\bigcap_{k_0 \leq k \leq n-k_0} (\mathbf{S}^Z(k) \in A^{m,R\epsilon})\right) \quad (\text{by } \mathcal{E}^R \cap V_{(s_0,2)}^z \subset A^{m,R\epsilon}) \\
& \leq \underbrace{\mathbb{P}\left(\bigcap_{k_0 \leq k \leq n-k_0} (\mathbf{S}^G(k) \in A^{m,R\epsilon})\right)}_{P_z} + \max(\bar{\rho}_1, \bar{\rho}_2).
\end{aligned} \tag{F.5}$$

Using Assumption **(M1)**, by the definition of $A^{m, R\epsilon}$ in (C.2) and Lemma C.4, we have

$$\begin{aligned}
P_z &= \mathbb{P}\left(\bigcap_{k_0 \leq k \leq n-k_0} \bigcap_{\mathbf{v} \in \mathcal{V}(A^m)} (\mathbf{S}^{\mathbf{G}}(k)^\top \mathbf{v} \leq S_{A^m}(\mathbf{v}) + R\epsilon)\right) \\
&\leq \mathbb{P}\left(\bigcap_{k_0 \leq k \leq n-k_0} \bigcap_{\mathbf{v} \in \mathcal{V}(A^m)} (\mathbf{S}^{\mathbf{G}}(k)^\top \mathbf{v} \leq S_{A^m}(\mathbf{v}))\right) \\
&\quad + \mathbb{P}\left(\bigcap_{k_0 \leq k \leq n-k_0} \bigcap_{\mathbf{v} \in \mathcal{V}(A^m)} (S_{A^m}(\mathbf{v}) \leq \mathbf{S}^{\mathbf{G}}(k)^\top \mathbf{v} \leq S_{A^m}(\mathbf{v}) + R\epsilon)\right) \\
&\leq \mathbb{P}\left(\bigcap_{k_0 \leq k \leq n-k_0} (\mathbf{S}^{\mathbf{G}}(k) \in \mathcal{E}^R \cap V_{(s_0, 2)}^z)\right) + CR\epsilon\sqrt{\log nm} \text{ (by } A^m \subset \mathcal{E}^{R, d} \cap V_{(s_0, 2)}^z\text{)}.
\end{aligned} \tag{F.6}$$

Therefore, by (F.5) and (F.6), we have

$$\begin{aligned}
&\mathbb{P}\left(\bigcap_{k_0 \leq k \leq n-k_0} (\mathbf{S}^{\mathbf{Z}}(k) \in \mathcal{E}^R \cap V_{(s_0, 2)}^z)\right) \\
&\leq \mathbb{P}\left(\bigcap_{k_0 \leq k \leq n-k_0} (\mathbf{S}^{\mathbf{G}}(k) \in \mathcal{E}^R \cap V_{(s_0, 2)}^z)\right) + CR\epsilon\sqrt{\log nm} + \max(\bar{\rho}_1, \bar{\rho}_2).
\end{aligned} \tag{F.7}$$

Similar to the procedures in (F.5), (F.6), and (F.7), we also have

$$\begin{aligned}
&\mathbb{P}\left(\bigcap_{k_0 \leq k \leq n-k_0} (\mathbf{S}^{\mathbf{Z}}(k) \in \mathcal{E}^R \cap V_{(s_0, 2)}^z)\right) \\
&\geq \mathbb{P}\left(\bigcap_{k_0 \leq k \leq n-k_0} (\mathbf{S}^{\mathbf{G}}(k) \in \mathcal{E}^{R, d} \cap V_{(s_0, p)}^{z, d})\right) - CR\epsilon\sqrt{\log nm} - \max(\bar{\rho}_1, \bar{\rho}_2).
\end{aligned} \tag{F.8}$$

Therefore, by (F.2), (F.7), and (F.8), we obtain

$$A_z^{(2)} \leq \max(\bar{\rho}_1, \bar{\rho}_2) + CR\epsilon\sqrt{\log nm}. \tag{F.9}$$

Next, we consider $\bar{\rho}_1$ and $\bar{\rho}_2$. For $\bar{\rho}_1$, we have

$$\begin{aligned}
\bar{\rho}_1 &:= \left| \mathbb{P}\left(\bigcap_{k_0 \leq k \leq n-k_0} \bigcap_{\mathbf{v} \in \mathcal{V}(A^m)} \mathbf{S}^{\mathbf{Z}}(k)^\top \mathbf{v} \leq S_{A^m}(\mathbf{v})\right) \right. \\
&\quad \left. - \mathbb{P}\left(\bigcap_{k_0 \leq k \leq n-k_0} \bigcap_{\mathbf{v} \in \mathcal{V}(A^m)} \mathbf{S}^{\mathbf{G}}(k)^\top \mathbf{v} \leq S_{A^m}(\mathbf{v})\right) \right|.
\end{aligned}$$

Define $\tilde{Z}_i(k, \mathbf{v}) = \mathbf{v}^\top \mathbf{Z}_i a_{ik}$ and $\tilde{G}_i(k, \mathbf{v}) = \mathbf{v}^\top \mathbf{G}_i a_{ik}$ for $i = 1, \dots, n$, $k = k_0, \dots, n - k_0$ and $\mathbf{v} \in \mathcal{V}(A^m)$. By letting

$$S^{\tilde{Z}_i(k, \mathbf{v})} = \frac{1}{\sqrt{n}} \sum_{i=1}^n \tilde{Z}_i(k, \mathbf{v}), \text{ and } S^{\tilde{G}_i(k, \mathbf{v})} = \frac{1}{\sqrt{n}} \sum_{i=1}^n \tilde{G}_i(k, \mathbf{v}),$$

we have

$$\begin{aligned}
\bar{\rho}_1 &:= \left| \mathbb{P}(S^{\tilde{Z}_i(k, \mathbf{v})} \leq S_{A^m}(\mathbf{v}), k_0 \leq k \leq n - k_0, \mathbf{v} \in \mathcal{V}(A^m)) \right. \\
&\quad \left. - \mathbb{P}(S^{\tilde{G}_i(k, \mathbf{v})} \leq S_{A^m}(\mathbf{v}), k_0 \leq k \leq n - k_0, \mathbf{v} \in \mathcal{V}(A^m)) \right|,
\end{aligned}$$

which is high dimensional Gaussian approximation for hyperrectangle in terms of $\{\tilde{Z}_i(k, \mathbf{v})\}$. To use Proposition 2.1 in Chernozhukov et al. (2017), we need to verify that under Assumptions **(M1)**-**(M3)**, $\tilde{Z}_i(k, \mathbf{v}) = \mathbf{v}^\top \mathbf{Z}_i a_{ik}$ satisfies Conditions (M.1), (M.2) and (E.2) in Chernozhukov et al. (2017). In fact, by Assumption **(M1)**, we have $\inf_{k, \mathbf{v}} \mathbb{E} \tilde{Z}_i(k, \mathbf{v})^2 \geq b$ holds for $i = 1, \dots, n$, which implies Condition (M.1). Moreover, for $\mathbf{v} \in \mathcal{V}(A^m)$, let $J(\mathbf{v})$ be the set of non-zero coordinates of \mathbf{v} with $|J(\mathbf{v})| \leq s_0$. Using Hölder's inequality, for any vector $\mathbf{a} = (a_1, \dots, a_p)^\top$,

we have $(\sum_{j \in J(\mathbf{v})} |a_j|)^{2+\ell} \leq s_0^{1+\ell} \sum_{j \in J(\mathbf{v})} |a_j|^{2+\ell}$. This implies that

$$\begin{aligned}
& \frac{1}{n} \sum_{i=1}^n \mathbb{E} |\tilde{Z}_i(k, \mathbf{v})|^{2+\ell} \\
& \leq \frac{1}{n} \sum_{i=1}^n \mathbb{E} |\mathbf{v}^\top \mathbf{Z}_i|^{2+\ell} \quad (\text{by } q_0 \leq |a_{ik}| \leq 1 - q_0) \\
& = \frac{1}{n} \sum_{i=1}^n \mathbb{E} \sum_{j \in J(\mathbf{v})} |Z_{ij}|^{2+\ell} \quad (|J(\mathbf{v})| \leq s_0 \text{ and } \|\mathbf{v}\| = 1) \\
& \leq s_0^{1+\ell} \frac{1}{n} \sum_{i=1}^n \sum_{j \in J(\mathbf{v})} \mathbb{E} |Z_{ij}|^{2+\ell} \\
& \leq s_0^{2+\ell} \max_{1 \leq j \leq p} \frac{1}{n} \sum_{i=1}^n \mathbb{E} |Z_{ij}|^{2+\ell} \\
& \leq s_0^{2+\ell} K^\ell := (B_n)^\ell, \quad (\text{by Assumption (M2)}),
\end{aligned}$$

where $B_n := K s_0^{(2+\ell)/\ell}$. Hence, Condition (M.2) holds by taking $B_n := K s_0^{(2+\ell)/\ell}$. Lastly, we verify Condition (E.2). In fact, we have

$$\begin{aligned}
& \mathbb{E} \left(\left(\max_{\substack{k_0 \leq k \leq n-k_0 \\ \mathbf{v} \in \mathcal{V}(A^m)}} |\tilde{Z}_i(k, \mathbf{v})| \right)^q \right) \\
& \leq \mathbb{E} \left(\left(\max_{\substack{k_0 \leq k \leq n-k_0 \\ \mathbf{v} \in \mathcal{V}(A^m)}} |\tilde{Z}_i(k, \mathbf{v})| \right)^q \right) \\
& \leq \mathbb{E} \left(\left(\max_{\mathbf{v} \in \mathcal{V}(A^m)} |\mathbf{v}^\top \mathbf{Z}_i| \right)^q \right) \quad (\text{by } q_0 \leq |a_{ik}| \leq 1 - q_0) \\
& \leq \mathbb{E} \left(\left(\max_{\mathbf{v} \in \mathcal{V}(A^m)} \left| \sum_{j \in J(\mathbf{v})} Z_{ij} \right| \right)^q \right) \\
& \leq s_0^q \mathbb{E} \left(\left(\max_{1 \leq j \leq p} |Z_{ij}| \right)^q \right) := (B'_n)^q,
\end{aligned}$$

where $B'_n := s_0 K$. Hence, Condition (E.2) in Chernozhukov et al. (2017) holds by taking $B'_n := s_0 K$. Lastly, taking $\tilde{B}_n = s_0^3 K$, we have

$$\begin{aligned}
& \max_{\substack{k_0 \leq k \leq n-k_0 \\ \mathbf{v} \in \mathcal{V}(A^m)}} \frac{1}{n} \sum_{i=1}^n \mathbb{E} |\tilde{Z}_i(k, \mathbf{v})|^{2+\ell} \leq (\tilde{B}_n)^\ell \quad \text{for } \ell = 1, 2; \\
& \text{and } \max_{1 \leq i \leq n} \mathbb{E} \left(\left(\max_{\substack{k_0 \leq k \leq n-k_0 \\ \mathbf{v} \in \mathcal{V}(A^m)}} |\tilde{Z}_i(k, \mathbf{v})| \right)^q \right) \leq (\tilde{B}_n)^q.
\end{aligned}$$

Let $D_n^{(1)} = \left(\frac{s_0^6 K^2 \log^7(mn^2)}{n} \right)^{1/6}$ and $D_n^{(2)} = \left(\frac{s_0^6 K^2 \log^3(mn^2)}{n^{1-2/q}} \right)^{1/3}$. Using Proposition 2.1 in Chernozhukov et al. (2017), for $\bar{\rho}_1$ and $\bar{\rho}_2$, we have

$$\max(\bar{\rho}_1, \bar{\rho}_2) \leq C \left(D_n^{(1)} + D_n^{(2)} \right), \tag{F.10}$$

where C is some universal constant not depending on n or p . Combining (F.1), (F.2), (F.9), and (F.10), we have

$$\sup_{z \in (0, \infty)} A_z \leq C_1 \frac{1}{\sqrt{n}} + C_2 R \epsilon \sqrt{\log nm} + C_3 \left(D_n^{(1)} + D_n^{(2)} \right). \tag{F.11}$$

Recall $R := n^{5/4}p^{1/2}$ and $m \leq p^{s_0} \left(\frac{\gamma}{\sqrt{\epsilon}} \ln \left(\frac{1}{\epsilon} \right) \right)^{s_0^2}$. By letting $\epsilon = (pn^2)^{-1}$, we have

$$R\epsilon\sqrt{\log mn} \leq \left(\frac{s_0^6 K^2 \log^7(mn^2)}{n} \right)^{1/6}, \quad \text{and} \quad R\epsilon\sqrt{\log mn} \leq \left(\frac{s_0^6 K^2 \log^3(mn^2)}{n^{1-2/q}} \right)^{1/3}. \quad (\text{F.12})$$

Moreover, using the Assumption that $s_0^3 K^{2/7} \log(pn) = O(n^{\xi_1})$ for some $0 < \xi_1 < 1/7$ and $s_0^4 K^{2/3} \log(pn) = O(n^{\xi_2})$ for some $0 < \xi_2 < \frac{1}{3}(1 - 2/q)$, we have

$$D_n^{(1)} + D_n^{(2)} \leq n^{-\xi_0}, \quad \text{for some } \xi_0 > 0. \quad (\text{F.13})$$

Lastly, combining (F.11), (F.12) and (F.13), we finish the proof of Lemma C.6. \square

F.2 Proof of Lemma C.7

Proof. Let $a_{ik} = \mathbf{1}\{i \leq k\} - k/n$ for $i = 1, \dots, n$ and $\underline{k}_n \leq k \leq n - \bar{k}_n$ with $\underline{k}_n := \lfloor na_n \rfloor$ and $\bar{k}_n := \lfloor nb_n \rfloor$. Define $Z_{ij}(k) = X_{ij}\epsilon_i a_{ik}$ for $i = 1, \dots, n$, $j = 1, \dots, p$ and $k = \underline{k}_n, \dots, n - \bar{k}_n$. By definition, we have:

$$\begin{aligned} & \max_{t \in [a_n, 1-b_n]} \max_{1 \leq j \leq p} \left| \frac{1}{\sqrt{n}} \left(\sum_{i=1}^{\lfloor nt \rfloor} X_{ij}\epsilon_i - \frac{\lfloor nt \rfloor}{n} \sum_{i=1}^n X_{ij}\epsilon_i \right) \right| \\ &= \max_{\underline{k}_n \leq k \leq n - \bar{k}_n} \max_{1 \leq j \leq p} \left| \frac{1}{\sqrt{n}} \sum_{i=1}^n Z_{ij}(k) \right|. \end{aligned} \quad (\text{F.14})$$

Note that by **Assumption A, C**, we have $\mathbb{E}|Z_{ij}(k)|^{2+\ell} \leq a_{ik}^{2+\ell} M^{2+\ell} K^\ell$ for $\ell = 1, 2$. Let $M = \max_{i,j,k} |Z_{ij}(k)|$ and $\sigma^2 = \max_{j,k} \sum_i \mathbb{E}[Z_{ij}^2]$. Then, by Lemma C.2, we have:

$$\begin{aligned} & \mathbb{E} \left[\max_{\underline{k}_n \leq k \leq n - \bar{k}_n} \max_{1 \leq j \leq p} \left| \frac{1}{\sqrt{n}} \sum_{i=1}^n Z_{ij}(k) \right| \right] \\ & \leq \frac{C}{\sqrt{n}} \left(\sigma \sqrt{\log p(n - \underline{k}_n - \bar{k}_n)} + \sqrt{\mathbb{E}[M^2]} \log p(n - \underline{k}_n - \bar{k}_n) \right). \end{aligned}$$

For σ^2 , using Hölder's inequality, we have $\sigma^2 \leq_{(1)} C \sum_{i=1}^n a_{ik}^2 M_n^2 \leq_{(2)} CnM_n^2$, where (2) comes from $a_n \leq |a_{ik}| \leq 1 - b_n$. For $\mathbb{E}[M^2]$, by definition, we have:

$$\mathbb{E}[M^2] = \mathbb{E}[\max_{i,j,k} |X_{ij}\epsilon_i a_{ik}|^2] \leq_{(1)} M^2 \mathbb{E}[\max_i |\epsilon_i|^2] \leq_{(2)} CM^2 n^{1/2},$$

where (1) comes from **Assumption A**, (2) comes from **Assumption C** and Theorem 3 in [Downey \(1990\)](#). Hence, we have

$$\mathbb{E} \left[\max_{\underline{k}_n \leq k \leq n - \bar{k}_n} \max_{1 \leq j \leq p} \left| \frac{1}{\sqrt{n}} \sum_{i=1}^n Z_{ij}(k) \right| \right] \leq CM \sqrt{\log p(n - \underline{k}_n - \bar{k}_n)}. \quad (\text{F.15})$$

Hence, using Lemma C.2, taking $\eta = 1$, $s = 2$ and $t = C^* M \sqrt{\log(p(n - \underline{k}_n - \bar{k}_n))}$ for some big enough constant $C^* > 0$, we have:

$$\mathbb{P} \left(\max_{\underline{k}_n \leq k \leq n - \bar{k}_n} \max_{1 \leq j \leq p} \left| \frac{1}{\sqrt{n}} \sum_{i=1}^n Z_{ij}(k) \right| \geq C_1 M \sqrt{\log(p(n - \underline{k}_n - \bar{k}_n))} \right) \leq C_2 n^{-1/2},$$

which completes the proof. \square

F.3 Proof of Lemma C.9

Proof. In this section, we prove Lemma C.9. Note that Lemma C.9 applies to both \mathbf{H}_0 and \mathbf{H}_1 . To cover the above two cases in a unified way, we prove the results by assuming there is a change point t_1 such that $\boldsymbol{\beta} = \boldsymbol{\beta}^{(1)}$ if $i \leq \lfloor nt_1 \rfloor$ and $\boldsymbol{\beta} = \boldsymbol{\beta}^{(2)}$ if $i > \lfloor nt_1 \rfloor$. Note that under \mathbf{H}_0 , we can always set $\boldsymbol{\beta}^{(1)} = \boldsymbol{\beta}^{(2)}$ even though t_1 is not identifiable. Now, we are ready to prove Lemma C.9.

Recall $\boldsymbol{\beta}^*$ is the minimizer under the population level which is defined as:

$$\boldsymbol{\beta}^* = \arg \min_{\boldsymbol{\beta}} \frac{1}{n} \sum_{i=1}^n \mathbb{E} \left[(Y_i - \mathbf{X}_i^\top \boldsymbol{\beta})^2 \right].$$

By the first-order condition, it is easy to see that $\boldsymbol{\beta}^*$ satisfies:

$$\frac{1}{n} \sum_{i=1}^n \mathbb{E} \left[\mathbf{X}_i (Y_i - \mathbf{X}_i^\top \boldsymbol{\beta}^*) \right] = \mathbf{0}_p. \quad (\text{F.16})$$

Moreover, since the model is linear, it is not hard to see that $\boldsymbol{\beta}^* \in \mathbb{R}^p$ has the following explicit form, which is a linear combination of $\boldsymbol{\beta}^{(1)}$ and $\boldsymbol{\beta}^{(2)}$:

$$\boldsymbol{\beta}^* = t_1 \boldsymbol{\beta}^{(1)} + (1 - t_1) \boldsymbol{\beta}^{(2)}.$$

Note that under \mathbf{H}_0 with $\boldsymbol{\beta}^{(1)} = \boldsymbol{\beta}^{(2)}$, we have $\boldsymbol{\beta}^* = \boldsymbol{\beta}^{(1)}$. In this case, $\boldsymbol{\beta}^*$ is the true parameter for the linear model. Recall $\hat{\boldsymbol{\beta}}$ is the minimizer of the empirical loss defined in (2.8). Hence, we have:

$$\begin{aligned} & \frac{1}{2n} \sum_{i=1}^n (Y_i - \mathbf{X}_i^\top \hat{\boldsymbol{\beta}})^2 - \frac{1}{2n} \sum_{i=1}^n (Y_i - \mathbf{X}_i^\top \boldsymbol{\beta}^*)^2 \\ &=_{(1)} \frac{1}{2n} \sum_{i=1}^n (Y_i - \mathbf{X}_i^\top \boldsymbol{\beta}^* - (\mathbf{X}_i^\top (\hat{\boldsymbol{\beta}} - \boldsymbol{\beta}^*)))^2 - \frac{1}{2n} \sum_{i=1}^n (Y_i - \mathbf{X}_i^\top \boldsymbol{\beta}^*)^2 \\ &=_{(2)} \frac{1}{2} (\hat{\boldsymbol{\beta}} - \boldsymbol{\beta}^*)^\top \widehat{\boldsymbol{\Sigma}}(0:1) (\hat{\boldsymbol{\beta}} - \boldsymbol{\beta}^*) - (\hat{\boldsymbol{\beta}} - \boldsymbol{\beta}^*)^\top \frac{1}{n} \sum_{i=1}^n \mathbf{X}_i (Y_i - \mathbf{X}_i^\top \boldsymbol{\beta}^*) \\ &=_{(3)} \frac{1}{2} (\hat{\boldsymbol{\beta}} - \boldsymbol{\beta}^*)^\top \widehat{\boldsymbol{\Sigma}}(0:1) (\hat{\boldsymbol{\beta}} - \boldsymbol{\beta}^*) \\ & \quad - (\hat{\boldsymbol{\beta}} - \boldsymbol{\beta}^*)^\top \frac{1}{n} \sum_{i=1}^n \left(\mathbf{X}_i (Y_i - \mathbf{X}_i^\top \boldsymbol{\beta}^*) - \mathbb{E} \mathbf{X}_i (Y_i - \mathbf{X}_i^\top \boldsymbol{\beta}^*) \right), \end{aligned} \quad (\text{F.17})$$

where $\widehat{\boldsymbol{\Sigma}}(0:1) := \frac{1}{n} \sum_{i=1}^n \mathbf{X}_i \mathbf{X}_i^\top$, and (3) comes from the first order condition in (F.16). Hence, by the fact that $\hat{\boldsymbol{\beta}}$ is the minimizer of (2.8), we have:

$$\frac{1}{2n} \sum_{i=1}^n (Y_i - \mathbf{X}_i^\top \hat{\boldsymbol{\beta}})^2 - \frac{1}{2n} \sum_{i=1}^n (Y_i - \mathbf{X}_i^\top \boldsymbol{\beta}^*)^2 + \lambda (\|\hat{\boldsymbol{\beta}}\|_1 - \|\boldsymbol{\beta}^*\|_1) \leq 0,$$

where $\text{MSE}(\widehat{\boldsymbol{\beta}}) := \|\mathbf{X}(\widehat{\boldsymbol{\beta}} - \boldsymbol{\beta}^*)\|^2$. Moreover, by (F.17), we have:

$$\begin{aligned}
& \frac{1}{2}(\widehat{\boldsymbol{\beta}} - \boldsymbol{\beta}^*)^\top \widehat{\boldsymbol{\Sigma}}(0:1)(\widehat{\boldsymbol{\beta}} - \boldsymbol{\beta}^*) \\
& - (\widehat{\boldsymbol{\beta}} - \boldsymbol{\beta}^*)^\top \frac{1}{n} \sum_{i=1}^n \left(\mathbf{X}_i(Y_i - \mathbf{X}_i^\top \boldsymbol{\beta}^*) - \mathbb{E} \mathbf{X}_i(Y_i - \mathbf{X}_i^\top \boldsymbol{\beta}^*) \right) + \lambda(\|\widehat{\boldsymbol{\beta}}\|_1 - \|\boldsymbol{\beta}^*\|_1) \\
& \leq \frac{1}{2} \text{MSE}(\widehat{\boldsymbol{\beta}}) - \left\| \frac{1}{n} \sum_{i=1}^n \left(\mathbf{X}_i(Y_i - \mathbf{X}_i^\top \boldsymbol{\beta}^*) - \mathbb{E} \mathbf{X}_i(Y_i - \mathbf{X}_i^\top \boldsymbol{\beta}^*) \right) \right\|_\infty \|\widehat{\boldsymbol{\beta}} - \boldsymbol{\beta}^*\|_1 \\
& \quad + \lambda(\|\widehat{\boldsymbol{\beta}}\|_1 - \|\boldsymbol{\beta}^*\|_1) \leq 0.
\end{aligned} \tag{F.18}$$

Moreover, by the fact that $Y_i = \epsilon_i + \boldsymbol{\beta}^{(1)} \mathbf{1}\{i \leq \lfloor nt_1 \rfloor\} + \boldsymbol{\beta}^{(2)} \mathbf{1}\{i > \lfloor nt_1 \rfloor\}$, we have:

$$\begin{aligned}
& \left\| \frac{1}{n} \sum_{i=1}^n \left(\mathbf{X}_i(Y_i - \mathbf{X}_i^\top \boldsymbol{\beta}^*) - \mathbb{E} \mathbf{X}_i(Y_i - \mathbf{X}_i^\top \boldsymbol{\beta}^*) \right) \right\|_\infty \\
& =_{(1)} \left\| \frac{1}{n} \sum_{i=1}^n \mathbf{X}_i \epsilon_i + t_1(1-t_1)(\widehat{\boldsymbol{\Sigma}}(0:t_1) - \boldsymbol{\Sigma})(\boldsymbol{\beta}^{(1)} - \boldsymbol{\beta}^{(2)}) \right. \\
& \quad \left. + t_1(1-t_1)(\widehat{\boldsymbol{\Sigma}}(t_1:1) - \boldsymbol{\Sigma})(\boldsymbol{\beta}^{(2)} - \boldsymbol{\beta}^{(1)}) \right\|_\infty \\
& \leq_{(2)} \left\| \frac{1}{n} \sum_{i=1}^n \mathbf{X}_i \epsilon_i \right\|_\infty + t_1(1-t_1) \|\widehat{\boldsymbol{\Sigma}}(0:t_1) - \boldsymbol{\Sigma}\|_\infty \|\boldsymbol{\beta}^{(1)} - \boldsymbol{\beta}^{(2)}\|_1 \\
& \quad + t_1(1-t_1) \|\widehat{\boldsymbol{\Sigma}}(t_1:1) - \boldsymbol{\Sigma}\|_\infty \|\boldsymbol{\beta}^{(1)} - \boldsymbol{\beta}^{(2)}\|_1 \\
& \leq_{(3)} C_1 M \sqrt{\frac{\log(pn)}{n}} + C_2 M^2 \sqrt{\frac{\log(pn)}{n}} \|\boldsymbol{\beta}^{(1)} - \boldsymbol{\beta}^{(2)}\|_1 + C_3 M^2 \sqrt{\frac{\log(pn)}{n}} \|\boldsymbol{\beta}^{(1)} - \boldsymbol{\beta}^{(2)}\|_1 \\
& \leq_{(4)} C_4 M^2 \sqrt{\frac{\log(pn)}{n}} (1 + \|\boldsymbol{\beta}^{(1)} - \boldsymbol{\beta}^{(2)}\|_1) \leq_{(5)} C_5 M^2 \sqrt{\frac{\log(pn)}{n}}
\end{aligned} \tag{F.19}$$

where (3) comes from Lemmas C.7 and C.8, and (5) comes from the assumption that $\|\boldsymbol{\beta}^{(1)} - \boldsymbol{\beta}^{(2)}\| = O(1)$. Hence, by letting $\lambda \geq 2C_5 M^2 \sqrt{\frac{\log(pn)}{n}}$, and combining (F.18) and (F.19), we have:

$$\frac{1}{2} \text{MSE}(\widehat{\boldsymbol{\beta}}) - \frac{\lambda}{2} \|\widehat{\boldsymbol{\beta}} - \boldsymbol{\beta}^*\|_1 + \lambda(\|\widehat{\boldsymbol{\beta}}\|_1 - \|\boldsymbol{\beta}^*\|_1) \leq 0.$$

Adding $\lambda \|\widehat{\boldsymbol{\beta}} - \boldsymbol{\beta}^*\|_1$ on both sides of the above inequality, we have:

$$\frac{1}{2} \text{MSE}(\widehat{\boldsymbol{\beta}}) + \frac{\lambda}{2} \|\widehat{\boldsymbol{\beta}} - \boldsymbol{\beta}^*\|_1 \leq \lambda(\|\widehat{\boldsymbol{\beta}} - \boldsymbol{\beta}^*\|_1 - \|\widehat{\boldsymbol{\beta}}\|_1 + \|\boldsymbol{\beta}^*\|_1). \tag{F.20}$$

Hence, by (F.20) and the fact that $\|(\widehat{\boldsymbol{\beta}} - \boldsymbol{\beta}^*)_{J^c(\boldsymbol{\beta}^*)}\|_1 - \|(\widehat{\boldsymbol{\beta}})_{J^c(\boldsymbol{\beta}^*)}\|_1 + \|(\boldsymbol{\beta}^*)_{J^c(\boldsymbol{\beta}^*)}\|_1 = 0$, we have

$$\begin{aligned}
\frac{1}{2} \|\widehat{\boldsymbol{\beta}} - \boldsymbol{\beta}^*\|_1 & \leq \|(\widehat{\boldsymbol{\beta}} - \boldsymbol{\beta}^*)_{J(\boldsymbol{\beta}^*)}\|_1 - \|(\widehat{\boldsymbol{\beta}})_{J(\boldsymbol{\beta}^*)}\|_1 + \|(\boldsymbol{\beta}^*)_{J(\boldsymbol{\beta}^*)}\|_1 \\
& \leq 2 \|(\widehat{\boldsymbol{\beta}} - \boldsymbol{\beta}^*)_{J(\boldsymbol{\beta}^*)}\|_1,
\end{aligned}$$

which implies $\|(\widehat{\boldsymbol{\beta}} - \boldsymbol{\beta}^*)_{J^c(\boldsymbol{\beta}^*)}\|_1 \leq 3 \|(\widehat{\boldsymbol{\beta}} - \boldsymbol{\beta}^*)_{J(\boldsymbol{\beta}^*)}\|_1$. Combining this result and (F.20), we have:

$$\frac{1}{2} \text{MSE}(\widehat{\boldsymbol{\beta}}) + \lambda \|(\widehat{\boldsymbol{\beta}} - \boldsymbol{\beta}^*)_{J(\boldsymbol{\beta}^*)^c}\|_1 \leq 3\lambda \|(\widehat{\boldsymbol{\beta}} - \boldsymbol{\beta}^*)_{J(\boldsymbol{\beta}^*)}\|_1,$$

Note that by **Assumptions A, E.2**, the restricted eigenvalue condition holds for $\widehat{\boldsymbol{\beta}} - \boldsymbol{\beta}^*$. Hence, using similar proof techniques as in Bickel et al. (2009), it is not hard to derive (C.8). To save space, we omit the details here. \square

F.4 Proof of Lemma C.10

Proof. In this section, we prove Lemma C.10. Similar to Lemma C.9, we prove the results by assuming there is a change point t_1 such that $\boldsymbol{\beta} = \boldsymbol{\beta}^{(1)}$ if $i \leq \lfloor nt_1 \rfloor$ and $\boldsymbol{\beta} = \boldsymbol{\beta}^{(2)}$ if $i > \lfloor nt_1 \rfloor$. Recall $\tilde{\boldsymbol{\beta}}^* = ((\boldsymbol{\beta}^*)^\top, (\mathbf{b}^*)^\top)^\top \in \mathbb{R}^{p+K}$ defined in (C.7). By the first order condition, for $\alpha = 0$, it is not hard to see that $\tilde{\boldsymbol{\beta}}^* = ((\boldsymbol{\beta}^*)^\top, (\mathbf{b}^*)^\top)^\top \in \mathbb{R}^{p+K}$ satisfies the following equation:

$$\begin{aligned} \mathbb{E} \left[\sum_{i=1}^n \sum_{k=1}^K \mathbf{X}_i (\mathbf{1}\{Y_i \leq \mathbf{X}_i^\top \boldsymbol{\beta}^* + b_k^*\} - \tau_k) \right] &= \mathbf{0}_p, \\ \mathbb{E} \left[\sum_{i=1}^n (\mathbf{1}\{Y_i \leq \mathbf{X}_i^\top \boldsymbol{\beta}^* + b_k^*\} - \tau_k) \right] &= 0, \text{ for } k = 1, \dots, K. \end{aligned} \quad (\text{F.21})$$

By the fact that $Y_i = \epsilon_i + \boldsymbol{\beta}^{(1)\top} \mathbf{1}\{i \leq \lfloor nt_1 \rfloor\} + \boldsymbol{\beta}^{(2)\top} \mathbf{1}\{i > \lfloor nt_1 \rfloor\}$, for the above equation, we have:

$$\begin{aligned} t_1 \mathbb{E} \left[\sum_{k=1}^K \mathbf{X} (F_\epsilon(\mathbf{X}^\top (\boldsymbol{\beta}^* - \boldsymbol{\beta}^{(1)}) + b_k^*) - F_\epsilon(b_k^{(0)})) \right] \\ + t_2 \mathbb{E} \left[\sum_{k=1}^K \mathbf{X} (F_\epsilon(\mathbf{X}^\top (\boldsymbol{\beta}^* - \boldsymbol{\beta}^{(2)}) + b_k^*) - F_\epsilon(b_k^{(0)})) \right] &= \mathbf{0}_p, \end{aligned}$$

and for $k = 1, \dots, K$,

$$t_1 \mathbb{E} \left[(F_\epsilon(\mathbf{X}^\top (\boldsymbol{\beta}^* - \boldsymbol{\beta}^{(1)}) + b_k^*) - F_\epsilon(b_k^{(0)})) \right] + t_2 \mathbb{E} \left[(F_\epsilon(\mathbf{X}^\top (\boldsymbol{\beta}^* - \boldsymbol{\beta}^{(2)}) + b_k^*) - F_\epsilon(b_k^{(0)})) \right] = 0,$$

where $t_2 := 1 - t_1$. Moreover, let $\tilde{\boldsymbol{\beta}}^{(1)} := ((\boldsymbol{\beta}^{(1)})^\top, (\mathbf{b}^{(0)})^\top)^\top \in \mathbb{R}^{p+K}$, $\tilde{\boldsymbol{\beta}}^{(2)} := ((\boldsymbol{\beta}^{(2)})^\top, (\mathbf{b}^{(0)})^\top)^\top \in \mathbb{R}^{p+K}$, $\tilde{\mathbf{X}} := (\mathbf{X}^\top, \mathbf{1}_K) \in \mathbb{R}^{p+K}$, and $\mathbf{S}_k := \text{diag}(\mathbf{1}_p, \mathbf{e}_k)$, where $\mathbf{e}_k \in \mathbb{R}^K$ is a vector with the k -th element being 1 and the others being zeros, and $\mathbf{1}_K$ is a K -dimensional vector with all elements being 1s. With the above notations, for the above equations, we have:

$$\begin{aligned} t_1 \mathbb{E} \left[\sum_{k=1}^K \mathbf{S}_k \tilde{\mathbf{X}} (F_\epsilon((\mathbf{S}_k \tilde{\mathbf{X}})^\top (\tilde{\boldsymbol{\beta}}^* - \tilde{\boldsymbol{\beta}}^{(1)}) + b_k^{(0)}) - F_\epsilon(b_k^{(0)})) \right] \\ + t_2 \mathbb{E} \left[\sum_{k=1}^K \mathbf{S}_k \tilde{\mathbf{X}} (F_\epsilon((\mathbf{S}_k \tilde{\mathbf{X}})^\top (\tilde{\boldsymbol{\beta}}^* - \tilde{\boldsymbol{\beta}}^{(2)}) + b_k^{(0)}) - F_\epsilon(b_k^{(0)})) \right] &= \mathbf{0}_{p+K}. \end{aligned}$$

Furthermore, by the Taylor's expansion, we have:

$$\begin{aligned} t_1 \underbrace{\left\{ \sum_{k=1}^K \mathbb{E} \left[\int_0^1 (\mathbf{S}_k \tilde{\mathbf{X}}) (\mathbf{S}_k \tilde{\mathbf{X}})^\top f_\epsilon(b_k^{(0)} + t((\mathbf{S}_k \tilde{\mathbf{X}})^\top (\tilde{\boldsymbol{\beta}}^* - \tilde{\boldsymbol{\beta}}^{(1)}))) dt \right] \right\}}_{\tilde{\boldsymbol{\Sigma}}^{(1)} \in \mathbb{R}^{(p+K) \times (p+K)}} (\tilde{\boldsymbol{\beta}}^* - \tilde{\boldsymbol{\beta}}^{(1)}) \\ + t_2 \underbrace{\left\{ \sum_{k=1}^K \mathbb{E} \left[\int_0^1 (\mathbf{S}_k \tilde{\mathbf{X}}) (\mathbf{S}_k \tilde{\mathbf{X}})^\top f_\epsilon(b_k^{(0)} + t((\mathbf{S}_k \tilde{\mathbf{X}})^\top (\tilde{\boldsymbol{\beta}}^* - \tilde{\boldsymbol{\beta}}^{(2)}))) dt \right] \right\}}_{\tilde{\boldsymbol{\Sigma}}^{(2)} \in \mathbb{R}^{(p+K) \times (p+K)}} (\tilde{\boldsymbol{\beta}}^* - \tilde{\boldsymbol{\beta}}^{(2)}) &= \mathbf{0}_{p+K}. \end{aligned} \quad (\text{F.22})$$

Hence, for $\tilde{\boldsymbol{\beta}}^*$, by defining $\tilde{\boldsymbol{\Sigma}}^{(1)}$ and $\tilde{\boldsymbol{\Sigma}}^{(2)}$, it has the following explicit form:

$$\tilde{\boldsymbol{\beta}}^* = (t_1 \tilde{\boldsymbol{\Sigma}}^{(1)} + t_2 \tilde{\boldsymbol{\Sigma}}^{(2)})^{-1} (t_1 \tilde{\boldsymbol{\Sigma}}^{(1)} \boldsymbol{\beta}^{(1)} + t_2 \tilde{\boldsymbol{\Sigma}}^{(2)} \boldsymbol{\beta}^{(2)}).$$

Moreover, using some calculations, we have:

$$\begin{aligned}\tilde{\boldsymbol{\beta}}^* - \tilde{\boldsymbol{\beta}}^{(1)} &= (t_1 \tilde{\boldsymbol{\Sigma}}^{(1)} + t_2 \tilde{\boldsymbol{\Sigma}}^{(2)})^{-1} t_2 \tilde{\boldsymbol{\Sigma}}^{(2)} (\boldsymbol{\beta}^{(2)} - \tilde{\boldsymbol{\beta}}^{(1)}) \\ \tilde{\boldsymbol{\beta}}^* - \tilde{\boldsymbol{\beta}}^{(2)} &= (t_1 \tilde{\boldsymbol{\Sigma}}^{(1)} + t_2 \tilde{\boldsymbol{\Sigma}}^{(2)})^{-1} t_1 \tilde{\boldsymbol{\Sigma}}^{(1)} (\tilde{\boldsymbol{\beta}}^{(1)} - \tilde{\boldsymbol{\beta}}^{(2)}).\end{aligned}\tag{F.23}$$

Remark F.1. Note that for any matrix $\mathbf{A} \in \mathbb{R}^{p \times p}$ and $\mathbf{x} \in \mathbb{R}^p$, we have $\|\mathbf{A}\mathbf{x}\|_1 \leq \|\mathbf{A}\|_{1,1} \|\mathbf{x}\|_1$. Hence, if we assume that

$$\left\| (t_1 \tilde{\boldsymbol{\Sigma}}^{(1)} + t_2 \tilde{\boldsymbol{\Sigma}}^{(2)})^{-1} t_2 \tilde{\boldsymbol{\Sigma}}^{(2)} \right\|_{1,1} \leq C_1 \text{ and } \left\| (t_1 \tilde{\boldsymbol{\Sigma}}^{(1)} + t_2 \tilde{\boldsymbol{\Sigma}}^{(2)})^{-1} t_1 \tilde{\boldsymbol{\Sigma}}^{(1)} \right\|_{1,1} \leq C_2,$$

we can prove that $\|\tilde{\boldsymbol{\beta}}^* - \tilde{\boldsymbol{\beta}}^{(1)}\|_1 \leq C_1 \|\tilde{\boldsymbol{\beta}}^{(1)} - \tilde{\boldsymbol{\beta}}^{(2)}\|_1 = C_1 \|\boldsymbol{\beta}^{(1)} - \boldsymbol{\beta}^{(2)}\|_1$ and $\|\tilde{\boldsymbol{\beta}}^* - \tilde{\boldsymbol{\beta}}^{(2)}\|_1 \leq C_2 \|\tilde{\boldsymbol{\beta}}^{(1)} - \tilde{\boldsymbol{\beta}}^{(2)}\|_1 = C_2 \|\boldsymbol{\beta}^{(1)} - \boldsymbol{\beta}^{(2)}\|_1$ for the above positive constants $C_1, C_2 > 0$.

So far, we have derived the explicit form for $\tilde{\boldsymbol{\beta}}^*$ and the difference between $\tilde{\boldsymbol{\beta}}^* - \tilde{\boldsymbol{\beta}}^{(1)}$ or $\tilde{\boldsymbol{\beta}}^* - \tilde{\boldsymbol{\beta}}^{(2)}$, which is very important for proving Lemma C.10. Now, we are ready to give the detailed proof. To that end, we define the following parameter space. Let $\underline{\boldsymbol{\Delta}} = (\boldsymbol{\Delta}^\top, \boldsymbol{\delta}^\top)^\top \in \mathbb{R}^{p+K}$ with $\boldsymbol{\Delta} \in \mathbb{R}^p$ and $\boldsymbol{\delta} \in \mathbb{R}^K$, we define

$$\mathcal{A} = \{ (\boldsymbol{\Delta}^\top, \boldsymbol{\delta}^\top)^\top : \|\boldsymbol{\Delta}_{J^c(\boldsymbol{\beta}^*)}\|_1 \leq 3\|\boldsymbol{\Delta}_{J(\boldsymbol{\beta}^*)}\|_1 + \|\boldsymbol{\delta}\|_1 \}.\tag{F.24}$$

For any $\tilde{\boldsymbol{\beta}} = ((\boldsymbol{\beta})^\top, (\mathbf{b})^\top)^\top \in \mathbb{R}^{p+K}$, let $\underline{\boldsymbol{\Delta}} = \tilde{\boldsymbol{\beta}} - \tilde{\boldsymbol{\beta}}^*$ and $\hat{\underline{\boldsymbol{\Delta}}} = \hat{\tilde{\boldsymbol{\beta}}} - \tilde{\boldsymbol{\beta}}^*$, where $\hat{\tilde{\boldsymbol{\beta}}}$ is the minimizer of the empirical loss defined in (2.8) with $\alpha = 0$. Define the empirical loss and its expectation:

$$\begin{aligned}L_{n,K}(\tilde{\boldsymbol{\beta}}) &:= \frac{1}{n} \sum_{i=1}^n \frac{1}{K} \sum_{k=1}^K \rho_{\tau_k}(Y_i - \mathbf{X}_i^\top \boldsymbol{\beta} - b_k), \\ \text{and } L_K(\tilde{\boldsymbol{\beta}}) &:= \mathbb{E}[L_{n,K}(\tilde{\boldsymbol{\beta}})] = \frac{1}{n} \sum_{i=1}^n \frac{1}{K} \sum_{k=1}^K \mathbb{E}[\rho_{\tau_k}(Y_i - \mathbf{X}_i^\top \boldsymbol{\beta} - b_k)].\end{aligned}$$

Then, we can further define the excess risk as:

$$H(\underline{\boldsymbol{\Delta}}) = L_K(\tilde{\boldsymbol{\beta}}^* + \underline{\boldsymbol{\Delta}}) - L_K(\tilde{\boldsymbol{\beta}}^*).$$

The proof of Lemma C.10 relies on the following three lemmas. Lemma F.2 shows that $\hat{\tilde{\boldsymbol{\beta}}} - \tilde{\boldsymbol{\beta}}^*$ belongs to \mathcal{A} with a large probability. The proof of Lemma F.2 is given in Section G.2.

Lemma F.2. Assume **Assumptions A, D, E.2 - E.4** hold. Then, with probability tending to one, we have

$$\hat{\tilde{\boldsymbol{\beta}}} - \tilde{\boldsymbol{\beta}}^* \in \mathcal{A}$$

Next, Lemma F.3 shows that the excess risk $H(\underline{\boldsymbol{\Delta}})$ can be bounded by the quadratic form of $\underline{\boldsymbol{\Delta}}$. To show this, define

$$\mathbf{S} = \sum_{k=1}^K \begin{pmatrix} \boldsymbol{\Sigma}, \mathbf{0} \\ \mathbf{0}, \text{diag}(\mathbf{e}_k) \end{pmatrix} \in \mathbb{R}^{(p+K) \times (p+K)}, \quad \|\underline{\boldsymbol{\Delta}}\|_{\mathbf{S}}^2 = \underline{\boldsymbol{\Delta}}^\top \mathbf{S} \underline{\boldsymbol{\Delta}} = \sum_{k=1}^K (\boldsymbol{\Delta}^\top \boldsymbol{\Sigma} \boldsymbol{\Delta} + \delta_k^2).\tag{F.25}$$

Lemma F.3. Assume **Assumptions A, D, E.2 - E.4** hold. For any $\underline{\Delta} \in \mathcal{A}$, with probability tending to one, we have

$$H(\underline{\Delta}) \geq c_* \min\left(\frac{\|\underline{\Delta}\|_{\mathcal{S}}^2}{4}, \frac{\|\underline{\Delta}\|_{\mathcal{S}}}{4}\right),$$

where $c_* > 0$ is some universal constant not depending on n or p .

Lastly, Lemma F.4 shows that we can uniformly control the difference between the excess risk and its empirical version.

Lemma F.4. Assume **Assumptions A, D, E.2 - E.4** hold. With probability tending to one, we have:

$$\sup_{\substack{\underline{\Delta} \in \mathcal{A} \\ \|\underline{\Delta}\|_{\mathcal{S}} \leq \xi}} |(L_{n,K}(\underline{\beta}^* + \underline{\Delta}) - L_{n,K}(\underline{\beta}^*)) - (L_K(\underline{\beta}^* + \underline{\Delta}) - L_K(\underline{\beta}^*))| \leq C^* M \xi \sqrt{s \frac{\log(pn)}{n}},$$

where $C^* > 0$ is some universal constant not depending on n or p and $s := |J(\underline{\beta}^*)|$.

With the above lemmas, we are ready to prove Lemma C.10. Define two events \mathcal{E}_1 and \mathcal{E}_2 as:

$$\begin{aligned} \mathcal{E}_1 &= \{\widehat{\underline{\beta}} - \underline{\beta}^* \in \mathcal{A}\} \\ \mathcal{E}_2 &= \left\{ \sup_{\substack{\underline{\Delta} \in \mathcal{A} \\ \|\underline{\Delta}\|_{\mathcal{S}} \leq \xi}} |(L_{n,K}(\underline{\beta}^* + \underline{\Delta}) - L_{n,K}(\underline{\beta}^*)) - (L_K(\underline{\beta}^* + \underline{\Delta}) - L_K(\underline{\beta}^*))| \right. \\ &\quad \left. \leq C^* M \xi \sqrt{s \frac{\log(pn)}{n}} \right\}. \end{aligned}$$

By Lemmas F.2 and F.4, we have $\mathbb{P}(\mathcal{E}_1 \cap \mathcal{E}_2) \rightarrow 1$. Hence, in what follows, we give the proof under the event $\mathcal{E}_1 \cap \mathcal{E}_2$. Let $\|\widehat{\underline{\beta}} - \underline{\beta}^*\|_{\mathcal{S}} = \xi$. By the optimality of $\widehat{\underline{\beta}}$, we have:

$$L_{n,K}(\widehat{\underline{\beta}}) - L_{n,K}(\underline{\beta}^*) + \lambda(\|\widehat{\underline{\beta}}\|_1 - \|\underline{\beta}^*\|_1) \leq 0.$$

Moreover, using the above inequality, under \mathcal{E}_2 , we have:

$$\begin{aligned} &\lambda(\|\widehat{\underline{\beta}} - \underline{\beta}^*\|_1) \\ &\geq_{(1)} L_{n,K}(\widehat{\underline{\beta}}) - L_{n,K}(\underline{\beta}^*) \\ &\geq_{(2)} L_K(\widehat{\underline{\beta}}) - L_K(\underline{\beta}^*) - C^* M \xi \sqrt{s \frac{\log(pn)}{n}} \\ &\geq_{(3)} c_* \min\left(\frac{\xi^2}{4}, \frac{\xi}{4}\right) - C^* M \xi \sqrt{s \frac{\log(pn)}{n}}. \end{aligned} \tag{F.26}$$

Note that under \mathcal{E}_1 , we have:

$$\begin{aligned} &\|\widehat{\underline{\beta}} - \underline{\beta}^*\|_1 \\ &\leq 4\|(\widehat{\underline{\beta}} - \underline{\beta}^*)_{J(\underline{\beta}^*)}\|_1 + \|\widehat{\underline{\mathbf{b}}} - \underline{\mathbf{b}}^*\|_1 \\ &\leq 4\sqrt{s}\|(\widehat{\underline{\beta}} - \underline{\beta}^*)_{J(\underline{\beta}^*)}\|_2 + \sqrt{K}\|\widehat{\underline{\mathbf{b}}} - \underline{\mathbf{b}}^*\|_2 \\ &\leq 4\sqrt{s}\|(\widehat{\underline{\beta}} - \underline{\beta}^*)\|_2 + \sqrt{K}\|\widehat{\underline{\mathbf{b}}} - \underline{\mathbf{b}}^*\|_2 \\ &\leq C_E \sqrt{s} \|\widehat{\underline{\beta}} - \underline{\beta}^*\|_{\mathcal{S}}, \end{aligned} \tag{F.27}$$

where $C_E > 0$ is some universal constant. Note that we can choose $\lambda = C_\lambda \sqrt{\log(p)/n}$ for some big enough constant $C_\lambda > 0$. Combining (F.26) and (F.27), we have:

$$c_* \min\left(\frac{\xi^2}{4}, \frac{\xi}{4}\right) - C^* M \xi \sqrt{s \frac{\log(pn)}{n}} - C_\lambda \xi \sqrt{s \frac{\log(pn)}{n}} \leq 0,$$

which implies

$$c_* \frac{\xi}{4} - C^* M \xi \sqrt{s \frac{\log(pn)}{n}} - C_\lambda \xi \sqrt{s \frac{\log(pn)}{n}} \leq 0,$$

or

$$c_* \frac{\xi^2}{4} - C^* M \xi \sqrt{s \frac{\log(pn)}{n}} - C_\lambda \xi \sqrt{s \frac{\log(pn)}{n}} \leq 0,$$

Note that $\sqrt{s \frac{\log(pn)}{n}} = o(1)$. Hence, only the second case applies. As a result, we have:

$$\xi = \|\widehat{\boldsymbol{\beta}} - \widetilde{\boldsymbol{\beta}}^*\|_s \leq CM \sqrt{s \frac{\log(pn)}{n}}. \quad (\text{F.28})$$

Lastly, by (F.28) and some trivial calculations, we can directly derive (C.9). □

F.5 Proof of Lemma C.11

Proof. In this section, we prove Lemma C.11. Similar to Lemmas C.9 and C.10, we give the results by assuming there is a change point t_1 such that $\boldsymbol{\beta} = \boldsymbol{\beta}^{(1)}$ if $i \leq \lfloor nt_1 \rfloor$ and $\boldsymbol{\beta} = \boldsymbol{\beta}^{(2)}$ if $i > \lfloor nt_1 \rfloor$. Note that the results are still applicable even though there is no change point.

Before the proof, we need some discussion about $\widetilde{\boldsymbol{\beta}}^* = ((\boldsymbol{\beta}^*)^\top, (\mathbf{b}^*)^\top)^\top \in \mathbb{R}^{p+K}$, which is defined in (C.7). By the first order condition, for $\alpha \in (0, 1)$, it is not hard to see that $\widetilde{\boldsymbol{\beta}}^* = ((\boldsymbol{\beta}^*)^\top, (\mathbf{b}^*)^\top)^\top \in \mathbb{R}^{p+K}$ satisfies the following equation:

$$\begin{aligned} (1 - \alpha) \mathbb{E} \left[\sum_{i=1}^n \sum_{k=1}^K \mathbf{X}_i (\mathbf{1}\{Y_i \leq \mathbf{X}_i^\top \boldsymbol{\beta}^* + b_k^*\} - \tau_k) \right] - \alpha \sum_{i=1}^n \mathbb{E} \left[\mathbf{X}_i (Y_i - \mathbf{X}_i^\top \boldsymbol{\beta}^*) \right] &= \mathbf{0}_p, \\ (1 - \alpha) \mathbb{E} \left[\sum_{i=1}^n (\mathbf{1}\{Y_i \leq \mathbf{X}_i^\top \boldsymbol{\beta}^* + b_k^*\} - \tau_k) \right] &= 0, \text{ for } k = 1, \dots, K. \end{aligned} \quad (\text{F.29})$$

Note that $Y_i = \epsilon_i + \boldsymbol{\beta}^{(1)} \mathbf{1}\{i \leq \lfloor nt_1 \rfloor\} + \boldsymbol{\beta}^{(2)} \mathbf{1}\{i > \lfloor nt_1 \rfloor\}$. Similar to the analysis in Section F.4, for the above equation, we have:

$$\begin{aligned} &t_1 \left\{ (1 - \alpha) \mathbb{E} \left[\sum_{k=1}^K \mathbf{X} (F_\epsilon(\mathbf{X}^\top (\boldsymbol{\beta}^* - \boldsymbol{\beta}^{(1)}) + b_k^*) - F_\epsilon(b_k^{(0)})) \right] + \alpha \mathbb{E} \left[\mathbf{X} \mathbf{X}^\top (\boldsymbol{\beta}^* - \boldsymbol{\beta}^{(1)}) \right] \right\} \\ &+ t_2 \left\{ (1 - \alpha) \mathbb{E} \left[\sum_{k=1}^K \mathbf{X} (F_\epsilon(\mathbf{X}^\top (\boldsymbol{\beta}^* - \boldsymbol{\beta}^{(2)}) + b_k^*) - F_\epsilon(b_k^{(0)})) \right] + \alpha \mathbb{E} \left[\mathbf{X} \mathbf{X}^\top (\boldsymbol{\beta}^* - \boldsymbol{\beta}^{(2)}) \right] \right\} \\ &= \mathbf{0}_p \end{aligned}$$

and for $k = 1, \dots, K$,

$$\begin{aligned} &t_1 \mathbb{E} \left[\sum_{k=1}^K (F_\epsilon(\mathbf{X}^\top (\boldsymbol{\beta}^* - \boldsymbol{\beta}^{(1)}) + b_k^*) - F_\epsilon(b_k^{(0)})) \right] \\ &+ t_2 \mathbb{E} \left[\sum_{k=1}^K (F_\epsilon(\mathbf{X}^\top (\boldsymbol{\beta}^* - \boldsymbol{\beta}^{(2)}) + b_k^*) - F_\epsilon(b_k^{(0)})) \right] = 0, \end{aligned}$$

where $t_2 := 1 - t_1$. Moreover, let

$$\tilde{\Sigma} = \begin{pmatrix} \Sigma, \mathbf{0} \\ \mathbf{0}, \mathbf{0} \end{pmatrix} \in \mathbb{R}^{(p+K) \times (p+K)}. \quad (\text{F.30})$$

Then, using similar analysis as in Section F.4, we have:

$$t_1 \underbrace{\left[(1 - \alpha) \tilde{\Sigma}^{(1)} + \alpha \tilde{\Sigma} \right]}_{\check{\Sigma}^{(1)}} (\tilde{\beta}^* - \tilde{\beta}^{(1)}) + t_2 \underbrace{\left[(1 - \alpha) \tilde{\Sigma}^{(2)} + \alpha \tilde{\Sigma} \right]}_{\check{\Sigma}^{(2)}} (\tilde{\beta}^* - \tilde{\beta}^{(2)}) = \mathbf{0}_{p+K},$$

where $\tilde{\Sigma}^{(1)}$ and $\tilde{\Sigma}^{(2)}$ are defined in (F.22). Hence, for $\tilde{\beta}^*$, it has the following explicit form:

$$\tilde{\beta}^* = (t_1 \check{\Sigma}^{(1)} + t_2 \check{\Sigma}^{(2)})^{-1} (t_1 \check{\Sigma}^{(1)} \tilde{\beta}^{(1)} + t_2 \check{\Sigma}^{(2)} \tilde{\beta}^{(2)}).$$

Moreover, using some calculations, we have:

$$\begin{aligned} \tilde{\beta}^* - \tilde{\beta}^{(1)} &= (t_1 \check{\Sigma}^{(1)} + t_2 \check{\Sigma}^{(2)})^{-1} t_2 \check{\Sigma}^{(2)} (\tilde{\beta}^{(2)} - \tilde{\beta}^{(1)}) \\ \tilde{\beta}^* - \tilde{\beta}^{(2)} &= (t_1 \check{\Sigma}^{(1)} + t_2 \check{\Sigma}^{(2)})^{-1} t_1 \check{\Sigma}^{(1)} (\tilde{\beta}^{(1)} - \tilde{\beta}^{(2)}). \end{aligned} \quad (\text{F.31})$$

Remark F.5. If we assume that

$$\left\| (t_1 \check{\Sigma}^{(1)} + t_2 \check{\Sigma}^{(2)})^{-1} t_2 \check{\Sigma}^{(2)} \right\|_{1,1} \leq C_1 \text{ and } \left\| (t_1 \check{\Sigma}^{(1)} + t_2 \check{\Sigma}^{(2)})^{-1} t_1 \check{\Sigma}^{(1)} \right\|_{1,1} \leq C_2,$$

we can prove that $\|\tilde{\beta}^* - \tilde{\beta}^{(1)}\|_1 \leq C_1 \|\tilde{\beta}^{(1)} - \tilde{\beta}^{(2)}\|_1 = C_1 \|\beta^{(1)} - \beta^{(2)}\|_1$ and $\|\tilde{\beta}^* - \tilde{\beta}^{(2)}\|_1 \leq C_2 \|\tilde{\beta}^{(1)} - \tilde{\beta}^{(2)}\|_1 = C_2 \|\beta^{(1)} - \beta^{(2)}\|_1$ for the above positive constants $C_1, C_2 > 0$.

For $\alpha \in (0, 1)$, we have derived the explicit form for $\tilde{\beta}^*$ and the difference between $\tilde{\beta}^* - \tilde{\beta}^{(1)}$ or $\tilde{\beta}^* - \tilde{\beta}^{(2)}$, which is very important for proving Lemma C.11. Now, we are ready to give the proof.

Recall the parameter space \mathcal{A} defined in (F.24). For any $\tilde{\beta} = ((\beta)^\top, (\mathbf{b})^\top)^\top \in \mathbb{R}^{p+K}$, let $\underline{\Delta} = \tilde{\beta} - \tilde{\beta}^*$ and $\hat{\Delta} = \hat{\beta} - \tilde{\beta}^*$, where $\hat{\beta}$ is the minimizer of the empirical loss defined in (2.8) with $\alpha \in (0, 1)$. Define the empirical loss and its expectation:

$$\begin{aligned} L_{n,K}^\alpha(\tilde{\beta}) &:= (1 - \alpha) \frac{1}{n} \sum_{i=1}^n \frac{1}{K} \sum_{k=1}^K \rho_{\tau_k}(Y_i - b_i - \mathbf{X}_i^\top \tilde{\beta}) + \frac{\alpha}{2n} \sum_{i=1}^n (Y_i - \mathbf{X}_i^\top \tilde{\beta})^2, \\ \text{and } L_K^\alpha(\tilde{\beta}) &:= \mathbb{E}[L_{n,K}^\alpha(\tilde{\beta})]. \end{aligned} \quad (\text{F.32})$$

Then, for each $\alpha \in (0, 1)$, we can further define the excess risk as:

$$H^\alpha(\underline{\Delta}) = L_K^\alpha(\tilde{\beta}^* + \underline{\Delta}) - L_K^\alpha(\tilde{\beta}^*).$$

Similar to Section F.4, the proof of Lemma C.11 relies on the following three lemmas. In detail, Lemma F.6 shows that $\hat{\beta} - \tilde{\beta}$ belongs to \mathcal{A} with a large probability. Lemma F.7 shows that the excess risk $H^\alpha(\underline{\Delta})$ can be bounded by the quadratic form of $\underline{\Delta}$. Lastly, Lemma F.8 shows that we can uniformly control the difference between the excess risk and its empirical version. The

proofs of those lemmas are given in Sections G.5 - G.7.

Lemma F.6. Assume **Assumptions A, B, C.2, D, E.2 - E.4** hold. Then, with probability tending to one, we have

$$\widehat{\beta} - \beta^* \in \mathcal{A}$$

Lemma F.7. Assume **Assumptions A, B, C.2, D, E.2 - E.4** hold. For any $\underline{\Delta} \in \mathcal{A}$, with probability tending to one,

$$H^\alpha(\underline{\Delta}) \geq c_* \min\left(\frac{\|\underline{\Delta}\|_S^2}{4}, \frac{\|\underline{\Delta}\|_S}{4}\right),$$

where $c_* > 0$ is some universal constant not depending on n or p .

Lemma F.8. Assume **Assumptions A, B, C.2, D, E.2 - E.4** hold. With probability tending to one, we have:

$$\sup_{\substack{\underline{\Delta} \in \mathcal{A} \\ \|\underline{\Delta}\|_S \leq \xi}} |(L_{n,K}^\alpha(\beta^* + \underline{\Delta}) - L_{n,K}^\alpha(\beta^*)) - (L_K^\alpha(\beta^* + \underline{\Delta}) - L_K^\alpha(\beta^*))| \leq C^* M \xi \sqrt{s \frac{\log(pn)}{n}},$$

where $C^* > 0$ is some universal constant not depending on n or p and $s := |J(\beta^*)|$.

With the above three lemmas, using similar proof procedures as in Section F.4, we can directly prove Lemma C.11. To save space, we omit the details here. □

G Additional lemmas

G.1 Proof of Lemma E.1

Proof. Recall

$$\begin{aligned} \mathbf{C}_0^{II,2}(t) &= \frac{1}{\sqrt{n\widehat{\sigma}(\alpha, \widetilde{\tau})}} \left(\sum_{i=1}^{\lfloor nt \rfloor} \frac{1}{K} \sum_{k=1}^K \mathbf{X}_i (g_{ik}(\mathbf{X}_i^\top \widehat{\Delta}_k) - g_{ik}(0)) \right. \\ &\quad \left. - \frac{\lfloor nt \rfloor}{n} \sum_{i=1}^n \frac{1}{K} \sum_{k=1}^K \mathbf{X}_i (g_{ik}(\mathbf{X}_i^\top \widehat{\Delta}_k) - g_{ik}(0)) \right) \end{aligned}$$

where $g_{ik}(t) := \mathbf{1}\{\epsilon_i \leq b_k^{(0)} + t\} - \mathbb{P}\{\epsilon_i \leq b_k^{(0)} + t\}$. Note that under \mathcal{E} , we have:

$$\begin{aligned} &\max_{t \in [q_0, 1-q_0]} \|\mathbf{C}_0^{II,2}(t)\|_{(s_0, 2)} \\ &\leq C \sqrt{ns_0^{1/2}} \max_{t \in [q_0, 1-q_0]} \left\| \left(\frac{1}{\lfloor nt \rfloor} \sum_{i=1}^{\lfloor nt \rfloor} \frac{1}{K} \sum_{k=1}^K \mathbf{X}_i (g_{ik}(\mathbf{X}_i^\top \widehat{\Delta}_k) - g_{ik}(0)) \right) \right\|_\infty \\ &\quad + C \sqrt{ns_0^{1/2}} \left\| \left(\frac{1}{n} \sum_{i=1}^n \frac{1}{K} \sum_{k=1}^K \mathbf{X}_i (g_{ik}(\mathbf{X}_i^\top \widehat{\Delta}_k) - g_{ik}(0)) \right) \right\|_\infty \\ &\leq C \sqrt{ns_0^{1/2}} \max_t \max_j \left| \left(\frac{1}{\lfloor nt \rfloor} \sum_{i=1}^{\lfloor nt \rfloor} \frac{1}{K} \sum_{k=1}^K X_{ij} (g_{ik}(\mathbf{X}_i^\top \widehat{\Delta}_k) - g_{ik}(0)) \right) \right| \\ &\quad + C \sqrt{ns_0^{1/2}} \max_j \left| \left(\frac{1}{n} \sum_{i=1}^n \frac{1}{K} \sum_{k=1}^K X_{ij} (g_{ik}(\mathbf{X}_i^\top \widehat{\Delta}_k) - g_{ik}(0)) \right) \right|. \end{aligned}$$

Define

$$\begin{aligned}\psi_j(\epsilon_i, \mathbf{X}_i; \underline{\Delta}_k) &:= X_{ij}(\mathbf{1}\{\epsilon_i \leq \underline{\mathbf{X}}_i^\top \underline{\Delta}_k + b_k^{(0)}\} - \mathbf{1}\{\epsilon_i \leq b_k^{(0)}\}) \\ &= X_{ij}(\mathbf{1}\{\epsilon_i \leq \underline{\mathbf{X}}_i^\top \underline{\Delta} + \delta_k + b_k^{(0)}\} - \mathbf{1}\{\epsilon_i \leq b_k^{(0)}\}),\end{aligned}$$

where $\underline{\Delta} := \beta - \beta^{(0)}$ and $\delta_k := b_k - b_k^{(0)}$ for $1 \leq k \leq K$. Hence, by definition, conditional on $\mathcal{X} := (\mathbf{X}_1, \dots, \mathbf{X}_n)$, we have:

$$\begin{aligned}& \max_{t \in [q_0, 1-q_0]} \|C_0^{II,2}(t)\|_{(s_0,2)} | \mathcal{X} \\ & \leq C\sqrt{n}s_0^{1/2} \max_t \max_j \underbrace{\left| \left(\frac{1}{[nt]} \sum_{i=1}^{[nt]} \frac{1}{K} \sum_{k=1}^K (\psi_j(\epsilon_i, \mathbf{X}_i; \underline{\Delta}_k) - \mathbb{E}[\psi_j(\epsilon_i, \mathbf{X}_i; \underline{\Delta}_k)]) \right) \right|}_I \\ & \quad + C\sqrt{n}s_0^{1/2} \max_j \underbrace{\left| \left(\frac{1}{n} \sum_{i=1}^n \frac{1}{K} \sum_{k=1}^K (\psi_j(\epsilon_i, \mathbf{X}_i; \underline{\Delta}_k) - \mathbb{E}[\psi_j(\epsilon_i, \mathbf{X}_i; \underline{\Delta}_k)]) \right) \right|}_I.\end{aligned}\tag{G.1}$$

Hence, to bound $\max_{t \in [q_0, 1-q_0]} \|C_0^{II,2}(t)\|_{(s_0,2)} | \mathcal{X}$, we need to consider I and II , respectively. We first consider I . To that end, conditional on $\mathcal{X} := (\mathbf{X}_1, \dots, \mathbf{X}_n)$, define the function:

$$\begin{aligned}G_{t,j}(\underline{\Delta}) &= \frac{1}{[nt]} \sum_{i=1}^{[nt]} \frac{1}{K} \sum_{k=1}^K (\psi_j(\epsilon_i, \mathbf{X}_i; \underline{\Delta}_k) - \mathbb{E}[\psi_j(\epsilon_i, \mathbf{X}_i; \underline{\Delta}_k)]) \\ &:= \frac{1}{n'} \sum_{i=1}^{n'} \frac{1}{K} \sum_{k=1}^K (\psi_j(\epsilon_i, \mathbf{X}_i; \underline{\Delta}_k) - \mathbb{E}[\psi_j(\epsilon_i, \mathbf{X}_i; \underline{\Delta}_k)]) \\ &:= G_{n',j}(\underline{\Delta}),\end{aligned}$$

where $n' := [nt]$. Moreover, for the sparsity parameter s of $\beta^{(0)}$, and some big enough real numbers $\xi_1, \xi_2, \xi_3 > 0$, define the parameter space:

$$\begin{aligned}\mathcal{R}(\xi_1, \xi_2, \xi_3) \\ := \left\{ \underline{\Delta} = (\underline{\Delta}^\top, \delta^\top)^\top : \|\underline{\Delta}\|_0 \leq \xi_1 s, \|\underline{\Delta}\|_2 \leq \xi_2 \sqrt{s \frac{\log(pn)}{n}}, \|\delta\|_2 \leq \xi_3 \sqrt{s \frac{\log(pn)}{n}} \right\}.\end{aligned}$$

By Lemma C.10, with probability tending to 1, we have $\underline{\Delta} \in \mathcal{R}(\xi_1, \xi_2, \xi_3)$ for some large enough constants $\xi_1, \xi_2, \xi_3 > 0$. Hence, to bound I , it is sufficient to bound:

$$\max_{1 \leq j \leq p} \max_{t \in [q_0, 1-q_0]} \sup_{\underline{\Delta} \in \mathcal{R}(\xi_1, \xi_2, \xi_3)} |G_{t,j}(\underline{\Delta})| | \mathcal{X} = \max_{1 \leq j \leq p} \max_{n' \in [[nq_0], n - [nq_0]]} \sup_{\underline{\Delta} \in \mathcal{R}(\xi_1, \xi_2, \xi_3)} |G_{n',j}(\underline{\Delta})| | \mathcal{X}.$$

Throughout the following proofs, we assume K is fixed which does not grow with n . To obtain the desired bound, we define the functional class:

$$\mathcal{F} = \left\{ f_{\underline{\Delta}}(\epsilon, \mathbf{X}) = \frac{1}{K} \sum_{k=1}^K (\psi_j(\epsilon, \mathbf{X}; \underline{\Delta}_k) | \underline{\Delta} \in \mathcal{R}(\xi_1, \xi_2, \xi_3)) \right\}.\tag{G.2}$$

Firstly, we obtain the upper bound for each fixed $n' \in [[nq_0], n - [nq_0]]$ and $1 \leq j \leq p$. The main idea is to use Theorem 3.11 in Koltchinskii (2011) (Lemma A.1 in Zhao et al. (2014)) and the Bousquet inequality (Corollary 14.2 in Bühlmann and Van de Geer (2011)) to obtain the tail probability of $\sup_{\underline{\Delta} \in \mathcal{R}(\xi_1, \xi_2, \xi_3)} |G_{n',j}(\underline{\Delta})| | \mathcal{X}$. The proofs proceed into five steps.

Step 1: obtain the envelope for $f_{\Delta}(\epsilon, \mathbf{X})$. In fact, by **Assumption A**, we have:

$$\begin{aligned}
& \sup_{\Delta \in \mathcal{R}(\xi_1, \xi_2, \xi_3)} |f_{\Delta}(\epsilon, \mathbf{X})| \\
&= \sup_{\Delta \in \mathcal{R}(\xi_1, \xi_2, \xi_3)} \frac{1}{K} \left| \sum_{k=1}^K (\psi_j(\epsilon, \mathbf{X}; \underline{\Delta}_k) | \right. \\
&= \sup_{\Delta \in \mathcal{R}(\xi_1, \xi_2, \xi_3)} \frac{1}{K} \left| \sum_{k=1}^K (X_j \mathbf{1}\{\epsilon \leq \mathbf{X}^\top \Delta + \delta_k + b_k^{(0)}\} - \mathbf{1}\{\epsilon \leq b_k^{(0)}\}) \right| \\
&\leq M,
\end{aligned}$$

where the last inequality comes from the assumption that $|X_j| \leq M$ for $1 \leq j \leq p$.

Step 2: obtain the upper bound for $\sigma_{n'}^2 := \sup_{\Delta} \frac{1}{n'} \sum_{i=1}^{n'} \mathbf{Var}[f_{\Delta}(\epsilon_i, \mathbf{X}_i) | \mathcal{X}]$, where $\mathcal{X} := \{\mathbf{X}_1, \dots, \mathbf{X}_n\}$. In fact, similar to the proof of Lemma 6.1 in [Zhao et al. \(2014\)](#), we have:

$$\begin{aligned}
& \frac{1}{n'} \sum_{i=1}^{n'} \mathbf{Var}[f_{\Delta}(\epsilon_i, \mathbf{X}_i) | \mathcal{X}] \\
&\leq_{(1)} \frac{1}{n'} \sum_{i=1}^{n'} \frac{6C_+ M^2}{K} \sum_{k=1}^K |\widetilde{\mathbf{X}}_i^\top \underline{\Delta}_k| \\
&\leq_{(2)} \frac{6C_+ M^2}{K} \left(\frac{1}{n'} \sum_{i=1}^{n'} K |\mathbf{X}_i^\top \Delta| + \|\delta\|_1 \right) \\
&\leq_{(3)} \frac{6C_+ M^2}{K} \left(K \sqrt{\Delta^\top \left(\frac{1}{n'} \sum_{i=1}^{n'} \mathbf{X}_i \mathbf{X}_i^\top \right) \Delta} + \sqrt{K} \|\delta\|_2 \right) \tag{G.3} \\
&\leq_{(4)} \frac{6C_+ M^2}{K} \left(K \sqrt{\Delta^\top \left(\frac{1}{n'} \sum_{i=1}^{n'} \mathbf{X}_i \mathbf{X}_i^\top - \Sigma \right) \Delta} + \Delta^\top \Sigma \Delta + \sqrt{K} \|\delta\|_2 \right) \\
&\leq_{(5)} CM^2 (\|\Delta\|_2 + \|\delta\|_2) \\
&\leq_{(6)} CM^2 \sqrt{s \frac{\log(pn)}{n}} := \sigma_{n'}^2,
\end{aligned}$$

where (3) comes from the Cauchy-Swartz inequality, (5) comes from Lemma C.8.

Step 3: obtain the covering number of the functional class \mathcal{F} as defined in (G.2).

Let $\mathcal{T} \subset \{1, \dots, p\}$ with $|\mathcal{T}| = \xi_1 s$. Moreover, define the following functional classes:

$$\begin{aligned}
\mathcal{F}_k &:= \left\{ f_k(\epsilon, \mathbf{X}) = \mathbf{1}\{\epsilon \leq \mathbf{X}^\top \Delta + \delta_k + b_k^{(0)}\} - \mathbf{1}\{\epsilon \leq b_k^{(0)}\} \mid \underline{\Delta} \in \mathcal{R}(\xi_1, \xi_2, \xi_3), \text{supp}(\Delta) \subset \mathcal{T} \right\}, \\
\mathcal{F}_K &:= \left\{ f_K(\epsilon, \mathbf{X}) = \sum_{k=1}^K (\mathbf{1}\{\epsilon \leq \mathbf{X}^\top \Delta + \delta_k + b_k^{(0)}\} - \mathbf{1}\{\epsilon \leq b_k^{(0)}\}) \mid \underline{\Delta} \in \mathcal{R}(\xi_1, \xi_2, \xi_3), \text{supp}(\Delta) \subset \mathcal{T} \right\} \\
\mathcal{F}_0 &:= \left\{ f_0(\epsilon, \mathbf{X}) = \frac{1}{K} X_j \right\} \\
\mathcal{F}_{\mathcal{T}} &= \mathcal{F}_K \mathcal{F}_0 = \left\{ f_{\mathcal{T}}(\epsilon, \mathbf{X}) = f_K(\epsilon, \mathbf{X}) f_0(\epsilon, \mathbf{X}) \mid \underline{\Delta} \in \mathcal{R}(\xi_1, \xi_2, \xi_3), \text{supp}(\Delta) \subset \mathcal{T} \right\},
\end{aligned}$$

where $\text{supp}(\Delta)$ denotes the support set for Δ . Note that \mathcal{F}_k is a VC-class with VC index smaller than $\xi_1 s + 2$, and $|f_k(\epsilon, \mathbf{X})| \leq 1$, $|f_K(\epsilon, \mathbf{X})| \leq K$, and $|f_0(\epsilon, \mathbf{X})| \leq M/K$. Let $N(\epsilon, \mathcal{F}, L_2(Q))$ be the covering number for some functional class \mathcal{F} under the $L_2(Q)$ distance. Then, by Lemma 24 (ii) in [Belloni et al. \(2016\)](#) and the definition of $\mathcal{F}_{\mathcal{T}}$, we have:

$$\begin{aligned}
N(K\epsilon, \mathcal{F}_K, L_2(Q)) &\leq [N(\frac{\epsilon}{K}, \mathcal{F}_k, L_2(Q))]^K, \\
N(\epsilon K \frac{M}{K}, \mathcal{F}_{\mathcal{T}}, L_2(Q)) &= N(\epsilon M, \mathcal{F}_{\mathcal{T}}, L_2(Q)) \leq N(\frac{\epsilon K}{2}, \mathcal{F}_K, L_2(Q)), \tag{G.4} \\
N(\epsilon M, \mathcal{F}, L_2(Q)) &\leq C_p^{\xi_1 s} N(\epsilon M, \mathcal{F}_{\mathcal{T}}, L_2(Q)).
\end{aligned}$$

Hence, by (G.4), we have:

$$N(\epsilon M, \mathcal{F}, L_2(Q)) \leq C_p^{\xi_1 s} [N(\frac{\epsilon}{2K}, \mathcal{F}_k, L_2(Q))]^K. \quad (\text{G.5})$$

Furthermore, by Lemma 2.6.7 in Van and Wellner (1996), we have

$$N(\frac{\epsilon}{2K}, \mathcal{F}_k, L_2(Q)) \leq C(\xi_1 s + 2)(16e)^{\xi_1 s + 2} (\frac{2K}{\epsilon})^{2(\xi_1 s + 1)}, \quad (\text{G.6})$$

where C is some universal constant. Combining (G.5) and (G.6), for any probability measure Q , we have:

$$\begin{aligned} N(\epsilon M, \mathcal{F}, L_2(Q)) &\leq C_p^{\xi_1 s} [N(\frac{\epsilon}{2K}, \mathcal{F}_k, L_2(Q))]^K \\ &\leq C \left(\frac{pe}{\xi_1 s}\right)^{\xi_1 s} (\xi_1 s + 2)^K (16e)^{K(\xi_1 s + 2)} \left(\frac{2K}{\epsilon}\right)^{2K(\xi_1 s + 1)} \\ &\leq C \left(\frac{pe}{\xi_1 s}\right)^{\xi_1 s} \left(\frac{32eK}{\epsilon}\right)^{c\xi_1 s}, \end{aligned}$$

where c and C are some big enough positive constants.

Step 4: obtain the upper bound of $\mathbb{E}\left[\sup_{\Delta \in \mathcal{R}(\xi_1, \xi_2, \xi_3)} |G_{n',j}(\underline{\Delta})| \middle| \mathcal{X}\right]$. Recall $\sigma_{n'}$ defined in (G.3). By Lemma A.1 in Zhao et al. (2014), and using some basic calculations, we have:

$$\begin{aligned} &\mathbb{E}\left[\sup_{\Delta \in \mathcal{R}(\xi_1, \xi_2, \xi_3)} |G_{n',j}(\underline{\Delta})| \middle| \mathcal{X}\right] \\ &\leq \frac{C}{\sqrt{n'}} \mathbb{E}\left[\int_0^{2\sigma_{n'}} \sqrt{\log N(\epsilon, \mathcal{F}, L_2(\mathbb{P}_n | \mathcal{X}))} d\epsilon\right] \\ &\leq \frac{C}{\sqrt{n'}} \mathbb{E}\left[\int_0^{2\sigma_{n'}} \sqrt{\sup_Q \log N(\epsilon, \mathcal{F}, L_2(Q))} d\epsilon\right] \\ &\leq \frac{C}{\sqrt{n'}} \int_0^{2\sigma_{n'}} \sqrt{s \log\left(\frac{p}{\epsilon}\right)} d\epsilon \\ &\leq C\sigma_{n'} \sqrt{\frac{s \log(p \vee n')}{n'}} := r_{n'}. \end{aligned}$$

Step 5: obtain the tail bound of $\sup_{\Delta \in \mathcal{R}(\xi_1, \xi_2, \xi_3)} |G_{n',j}(\underline{\Delta})| \mathcal{X}$. In fact, by the Bousquet inequality (Corollary 14.2 in Bühlmann and Van de Geer (2011)), we have:

$$\begin{aligned} &\mathbb{P}\left(\sup_{\Delta \in \mathcal{R}(\xi_1, \xi_2, \xi_3)} |G_{n',j}(\underline{\Delta})| \geq r_{n'} + t\sqrt{2(\sigma_{n'}^2 + 2Mr_{n'})} + \frac{2t^2 M}{3} \middle| \mathcal{X}\right) \\ &\leq_{(1)} \exp(-n't^2) \leq_{(2)} \exp(-q_0 n t^2), \end{aligned}$$

where (2) comes from $n' = \lfloor nt \rfloor$ with $t \in [q_0, 1 - q_0]$. It is straightforward to see that if we take $t = C^* \sqrt{\log(pn)/n}$ for some big enough constant $C^* > 0$, we have:

$$\mathbb{P}\left(\sup_{\Delta \in \mathcal{R}(\xi_1, \xi_2, \xi_3)} |G_{n',j}(\underline{\Delta})| \geq C_1 \left(\frac{s \log(pn)}{n}\right)^{\frac{3}{4}} \middle| \mathcal{X}\right) \leq (pn)^{-C_2}.$$

The above result yields that:

$$\mathbb{P}\left(\max_{n',j} \sup_{\Delta \in \mathcal{R}(\xi_1, \xi_2, \xi_3)} |G_{n',j}(\underline{\Delta})| \geq C_1 \left(\frac{s \log(pn)}{n}\right)^{\frac{3}{4}} \middle| \mathcal{X}\right) \leq (pn)^{-C_3},$$

which proves that $I = O_p\left(\left(\frac{s \log(pn)}{n}\right)^{\frac{3}{4}}\right)$, where I is defined in (G.1). With a similar proof technique, we can also prove $II = O_p\left(\left(\frac{s \log(pn)}{n}\right)^{\frac{3}{4}}\right)$. Combining with (G.1), we have proved that:

$$\max_{t \in [q_0, 1-q_0]} \|\mathbf{C}_0^{II,2}(t)\|_{(s_0,2)} | \mathcal{X} = O_p(s_0^{1/2} (s \log(pn))^{3/4} / n^{1/4}),$$

which finishes the proof of Lemma E.1. \square

G.2 Proof of Lemma F.2

Proof. Recall $\tilde{\boldsymbol{\beta}} = ((\boldsymbol{\beta})^\top, (\mathbf{b})^\top)^\top \in \mathbb{R}^{p+K}$ and $L_{n,K}(\tilde{\boldsymbol{\beta}}) := \frac{1}{n} \sum_{i=1}^n \frac{1}{K} \sum_{k=1}^K \rho_{\tau_k}(Y_i - \mathbf{X}_i^\top \boldsymbol{\beta} - b_k)$.

Define

$$\begin{aligned} \nabla L_{n,K}(\tilde{\boldsymbol{\beta}}) &= \frac{\partial L_{n,K}(\tilde{\boldsymbol{\beta}})}{\partial \tilde{\boldsymbol{\beta}}} \in \mathbb{R}^{p+K}, \\ \nabla_1 L_{n,K}(\tilde{\boldsymbol{\beta}}) &= \frac{\partial L_{n,K}(\tilde{\boldsymbol{\beta}})}{\partial \boldsymbol{\beta}} \in \mathbb{R}^p, \\ \nabla_2 L_{n,K}(\tilde{\boldsymbol{\beta}}) &= \frac{\partial L_{n,K}(\tilde{\boldsymbol{\beta}})}{\partial \mathbf{b}} \in \mathbb{R}^K. \end{aligned}$$

Hence, if we define $a_{i,k}^* = \mathbf{1}\{Y_i - \mathbf{X}_i^\top \boldsymbol{\beta}^* - b_k^* \leq 0\} - \tau_k$ for $i = 1, \dots, n$ and $k = 1, \dots, K$, we have:

$$\nabla_1 L_{n,K}(\tilde{\boldsymbol{\beta}}^*) = \frac{1}{n} \sum_{i=1}^n \frac{1}{K} \sum_{k=1}^K \mathbf{X}_i a_{i,k}^*, \quad \text{and} \quad \nabla_2 L_{n,K}(\tilde{\boldsymbol{\beta}}^*) = \frac{1}{n} \sum_{i=1}^n \mathbf{a}_i^*,$$

where $\mathbf{a}_i^* = (a_{i,1}, \dots, a_{i,K})^\top \in \mathbb{R}^K$. The proof of Lemma F.2 proceeds into two steps.

Step 1: obtain the upper bounds of $\|\nabla_1 L_{n,K}(\tilde{\boldsymbol{\beta}}^*)\|_\infty$ and $\|\nabla_2 L_{n,K}(\tilde{\boldsymbol{\beta}}^*)\|_\infty$. We first consider $\|\nabla_2 L_{n,K}(\tilde{\boldsymbol{\beta}}^*)\|_\infty$. In fact, we have:

$$\begin{aligned} & \|\nabla_2 L_{n,K}(\tilde{\boldsymbol{\beta}}^*)\|_\infty \\ &= (1) \max_{1 \leq k \leq K} \left| \frac{1}{n} \sum_{i=1}^n a_{i,k}^* \right| \\ &= (2) \max_{1 \leq k \leq K} \left| \frac{1}{n} \sum_{i=1}^n (a_{i,k}^* - \mathbb{E}[a_{i,k}^*]) \right| \\ &\leq (3) \max_{1 \leq k \leq K} t_1 \underbrace{\left| \frac{1}{nt_1} \sum_{i=1}^{nt_1} (\mathbf{1}\{\epsilon_i \leq \mathbf{X}_i^\top (\boldsymbol{\beta}^* - \boldsymbol{\beta}^{(1)}) + b_k^*\} - \mathbb{E}(F_\epsilon(\mathbf{X}_i^\top (\boldsymbol{\beta}^* - \boldsymbol{\beta}^{(1)}) + b_k^*))) \right|}_I \\ &\quad + \max_{1 \leq k \leq K} t_2 \underbrace{\left| \frac{1}{nt_2} \sum_{i=nt_1+1}^n (\mathbf{1}\{\epsilon_i \leq \mathbf{X}_i^\top (\boldsymbol{\beta}^* - \boldsymbol{\beta}^{(2)}) + b_k^*\} - \mathbb{E}(F_\epsilon(\mathbf{X}_i^\top (\boldsymbol{\beta}^* - \boldsymbol{\beta}^{(2)}) + b_k^*))) \right|}_II, \end{aligned}$$

where (2) comes from the first order condition in (F.21). Hence, to control $\|\nabla_2 L_{n,K}(\tilde{\boldsymbol{\beta}}^*)\|_\infty$, we need to consider I and II . Let $Z_{i,k} := \mathbf{1}\{\epsilon_i \leq \mathbf{X}_i^\top (\boldsymbol{\beta}^* - \boldsymbol{\beta}^{(1)}) + b_k^*\} - \mathbb{E}(F_\epsilon(\mathbf{X}_i^\top (\boldsymbol{\beta}^* - \boldsymbol{\beta}^{(1)}) + b_k^*))$. Note that $\mathbb{E}[Z_{i,k}] = 0$ and $-1 \leq Z_{i,k} \leq 1$. Hence, by the Hoeffding's inequality, we can prove that $(I \vee II) \leq C_1 \sqrt{\log(p)/n}$ w.p.a.1. Hence, we prove $\|\nabla_2 L_{n,K}(\tilde{\boldsymbol{\beta}}^*)\|_\infty \leq C_1 \sqrt{\log(p)/n}$ w.p.a.1.

for some $C_1 > 0$. Next, we consider $\|\nabla_1 L_{n,K}(\underline{\beta}^*)\|_\infty$. In fact, we have:

$$\begin{aligned}
& \|\nabla_1 L_{n,K}(\underline{\beta}^*)\|_\infty \\
& \stackrel{(1)}{=} \max_{1 \leq j \leq p} \left| \frac{1}{n} \sum_{i=1}^n \frac{1}{K} \sum_{k=1}^K \mathbf{X}_i a_{i,k}^* \right| \\
& \stackrel{(2)}{=} \max_{1 \leq j \leq p} \left| \frac{1}{n} \sum_{i=1}^n \frac{1}{K} \sum_{k=1}^K (X_{ij} a_{i,k}^* - \mathbb{E}[X_{ij} a_{i,k}^*]) \right| \\
& \leq \stackrel{(3)}{\max_{1 \leq j \leq p} \max_{1 \leq k \leq K}} \left| \frac{1}{n} \sum_{i=1}^n (X_{ij} a_{i,k}^* - \mathbb{E}[X_{ij} a_{i,k}^*]) \right| \\
& \leq \stackrel{(4)}{\max_{1 \leq j \leq p} \max_{1 \leq k \leq K}} \underbrace{t_1 \left| \frac{1}{nt_1} \sum_{i=1}^{nt_1} (X_{ij} a_{i,k}^* - \mathbb{E}[X_{ij} a_{i,k}^*]) \right|}_{III} \\
& \quad + \underbrace{\max_{1 \leq j \leq p} \max_{1 \leq k \leq K} t_2 \left| \frac{1}{nt_2} \sum_{i=nt_1+1}^n (X_{ij} a_{i,k}^* - \mathbb{E}[X_{ij} a_{i,k}^*]) \right|}_{IV},
\end{aligned}$$

where (2) comes from the first order condition in (F.21). Let $W_{ijk} = X_{ij} a_{i,k}^* - \mathbb{E}[X_{ij} a_{i,k}^*]$. Conditional on \mathbf{X} , for fixed j, k , we have $-M \leq -|X_{ij}| \leq W_{ijk} \leq |X_{ij}| \leq M$ and $\mathbb{E}[W_{ijk}] = 0$. Hence, by the Hoeffding's inequality, it is not hard to see that $(III \vee IV) \leq C_2 M \sqrt{\log(p)/n}$ w.p.a.1, which yields $\|\nabla_1 L_{n,K}(\underline{\beta}^*)\|_\infty \leq C_2 M \sqrt{\log(p)/n}$ w.p.a.1.

Step 2: Let $\lambda \geq 2M(C_1 \vee C_2) \sqrt{\log(p)/n}$, where C_1 and C_2 are defined in Step 1. Hence, we have $\|\nabla_1 L_{n,K}(\underline{\beta}^*)\|_\infty \leq \lambda/2$ and $\|\nabla_2 L_{n,K}(\underline{\beta}^*)\|_\infty \leq \lambda/2$ w.p.a.1. By the convexity of $L_{n,K}(\underline{\beta})$, we have:

$$L_{n,K}(\widehat{\underline{\beta}}) - L_{n,K}(\underline{\beta}^*) \geq \nabla L_{n,K}^\top(\underline{\beta}^*)(\widehat{\underline{\beta}} - \underline{\beta}^*) = \nabla_1 L_{n,K}^\top(\underline{\beta}^*)(\widehat{\underline{\beta}} - \underline{\beta}^*) + \nabla_2 L_{n,K}^\top(\underline{\beta}^*)(\widehat{\mathbf{b}} - \mathbf{b}^*).$$

Combining the above inequality and by the optimality of $\widehat{\underline{\beta}}$, we have:

$$\begin{aligned}
0 & \leq L_{n,K}(\underline{\beta}^*) - L_{n,K}(\widehat{\underline{\beta}}) + \lambda(\|\underline{\beta}^*\|_1 - \|\widehat{\underline{\beta}}\|_1) \\
& \leq \|\nabla_1 L_{n,K}(\underline{\beta}^*)\|_\infty \|\widehat{\underline{\beta}} - \underline{\beta}^*\|_1 + \|\nabla_2 L_{n,K}(\underline{\beta}^*)\|_\infty \|\widehat{\mathbf{b}} - \mathbf{b}^*\|_1 + \lambda(\|\underline{\beta}^*\|_1 - \|\widehat{\underline{\beta}}\|_1) \\
& \leq \frac{\lambda}{2} \|\widehat{\underline{\beta}} - \underline{\beta}^*\|_1 + \frac{\lambda}{2} \|\widehat{\mathbf{b}} - \mathbf{b}^*\|_1 + \lambda(\|\underline{\beta}^*\|_1 - \|\widehat{\underline{\beta}}\|_1).
\end{aligned}$$

Adding $\frac{\lambda}{2} \|\widehat{\underline{\beta}} - \underline{\beta}^*\|_1$ on both sides of the above inequality, and using the same proof as in Section F.3, we can derive that:

$$\|(\widehat{\underline{\beta}} - \underline{\beta}^*)_{J^c(\underline{\beta}^*)}\|_1 \leq 3\|(\widehat{\underline{\beta}} - \underline{\beta}^*)_{J(\underline{\beta}^*)}\|_1 + \|\widehat{\mathbf{b}} - \mathbf{b}^*\|,$$

which finishes the proof. □

G.3 Proof of Lemma F.3

Proof. By the well-known Knight's equation that: $\rho_\tau(x - y) - \rho_\tau(x) = -y(\tau - \mathbf{1}\{x \leq 0\}) + \int_0^y \mathbf{1}\{x \leq s\} - \mathbf{1}\{x \leq 0\} ds$, and the definition of $H(\underline{\Delta})$, we have:

$$\begin{aligned} H(\underline{\Delta}) &= L_K(\underline{\beta}^* + \underline{\Delta}) - L_K(\underline{\beta}^*) \\ &= \frac{1}{n} \sum_{i=1}^n \frac{1}{K} \sum_{k=1}^K \mathbb{E}[\rho_{\tau_k}(Y_i - \mathbf{X}_i^\top \underline{\beta}^* - b_k^* - (\mathbf{X}_i^\top \underline{\Delta} + \delta_k)) - \rho_{\tau_k}(Y_i - \mathbf{X}_i^\top \underline{\beta}^* - b_k^*)] \\ &= I + II, \end{aligned}$$

where

$$\begin{aligned} I &= \frac{1}{n} \sum_{i=1}^n \frac{1}{K} \sum_{k=1}^K \mathbb{E}[(\mathbf{X}_i^\top \underline{\Delta} + b_k)(\mathbf{1}\{Y_i - \mathbf{X}_i^\top \underline{\beta}^* - b_k^* \leq 0\} - \tau_k)] \\ &= \underline{\Delta}^\top \frac{1}{n} \sum_{i=1}^n \frac{1}{K} \sum_{k=1}^K \mathbb{E}[\mathbf{X}_i(\mathbf{1}\{Y_i - \mathbf{X}_i^\top \underline{\beta}^* - b_k^* \leq 0\} - \tau_k)] \\ &\quad + \frac{1}{K} \sum_{k=1}^K b_k \frac{1}{n} \sum_{i=1}^n \mathbb{E}[(\mathbf{1}\{Y_i - \mathbf{X}_i^\top \underline{\beta}^* - b_k^* \leq 0\} - \tau_k)] \end{aligned}$$

and

$$\begin{aligned} II &= \frac{1}{n} \sum_{i=1}^n \frac{1}{K} \sum_{k=1}^K \mathbb{E} \int_0^{(\mathbf{X}_i^\top \underline{\Delta} + \delta_k)} (\mathbf{1}\{Y_i - \mathbf{X}_i^\top \underline{\beta}^* - b_k^* \leq s\} - \mathbf{1}\{Y_i - \mathbf{X}_i^\top \underline{\beta}^* - b_k^* \leq 0\}) \\ &= t_1 \frac{1}{K} \sum_{k=1}^K \underbrace{\mathbb{E} \int_0^{(\mathbf{X}^\top \underline{\Delta} + \delta_k)} (F_\epsilon(\mathbf{X}^\top (\underline{\beta}^* - \underline{\beta}^{(1)}) + b_k^* + s) - F_\epsilon(\mathbf{X}^\top (\underline{\beta}^* - \underline{\beta}^{(1)}) + b_k^*))}_{III} \\ &\quad + t_2 \frac{1}{K} \sum_{k=1}^K \underbrace{\mathbb{E} \int_0^{(\mathbf{X}^\top \underline{\Delta} + \delta_k)} (F_\epsilon(\mathbf{X}^\top (\underline{\beta}^* - \underline{\beta}^{(2)}) + b_k^* + s) - F_\epsilon(\mathbf{X}^\top (\underline{\beta}^* - \underline{\beta}^{(2)}) + b_k^*))}_{IV}. \end{aligned}$$

Note that by the first order condition of $\underline{\beta}^*$ in (F.21), we have $I = 0$. Recall $\mathbf{S}_k := \text{diag}(\mathbf{1}_p, \mathbf{e}_k)$, $\underline{\mathbf{X}} := (\mathbf{X}^\top, \mathbf{1}_K) \in \mathbb{R}^{p+K}$, and $\mathbf{S} := \sum_{k=1}^K \mathbb{E}[(\mathbf{S}_k \underline{\mathbf{X}})(\mathbf{S}_k \underline{\mathbf{X}})^\top]$ defined in (F.25). For III, by the Taylor's expansion, we have:

$$\begin{aligned} III &\stackrel{(1)}{=} t_1 \frac{1}{K} \sum_{k=1}^K \mathbb{E} \left[\int_0^{(\mathbf{S}_k \underline{\mathbf{X}})^\top \underline{\Delta}} f_\epsilon(\mathbf{X}^\top (\underline{\beta}^* - \underline{\beta}^{(1)}) + b_k^* + s) s + \frac{s^2}{2} f'_\epsilon(W) ds \right] \\ &\geq_{(2)} t_1 \frac{1}{K} \frac{C_-}{2} \sum_{k=1}^K \mathbb{E}[|(\mathbf{S}_k \underline{\mathbf{X}})^\top \underline{\Delta}|^2] - t_1 \frac{1}{K} \frac{C'_+}{6} \sum_{k=1}^K \mathbb{E}[|(\mathbf{S}_k \underline{\mathbf{X}})^\top \underline{\Delta}|^3] \\ &\geq_{(3)} t_1 \frac{1}{K} \frac{C_-}{2} \|\underline{\Delta}\|_{\mathbf{S}}^2 - t_1 \frac{1}{K} \frac{C'_+ m_0}{6} \|\underline{\Delta}\|_{\mathbf{S}}^3, \end{aligned}$$

where W in (1) is some random variable between $\mathbf{X}^\top (\underline{\beta}^* - \underline{\beta}^{(1)}) + b_k^* + s$ and $\mathbf{X}^\top (\underline{\beta}^* - \underline{\beta}^{(1)}) + b_k^*$, (2) follows from the assumption that $\inf_{1 \leq k \leq K} f_\epsilon(\mathbf{X}^\top (\underline{\beta}^* - \underline{\beta}^{(1)}) + b_k^*) \geq C_-$ and $|f'_\epsilon(t)| \leq C'_+$, (3) follows from the assumption that $\sum_{k=1}^K \mathbb{E}[|(\mathbf{S}_k \underline{\mathbf{X}})^\top \underline{\Delta}|^3] \leq m_0 \|\underline{\Delta}\|_{\mathbf{S}}^3$ for some $m_0 > 0$. Similarly,

for IV , we have $IV \geq t_2 \frac{1}{K} \frac{C_-}{2} \|\underline{\Delta}\|_{\mathcal{S}}^2 - t_2 \frac{1}{K} \frac{C'_+ m_0}{6} \|\underline{\Delta}\|_{\mathcal{S}}^3$, which implies the final result:

$$\begin{aligned} H(\underline{\Delta}) &=_{(1)} I + II \\ &=_{(2)} III + IV \\ &\geq_{(3)} \frac{1}{K} \frac{C_-}{2} \|\underline{\Delta}\|_{\mathcal{S}}^2 - \frac{1}{K} \frac{C'_+ m_0}{6} \|\underline{\Delta}\|_{\mathcal{S}}^3 \\ &\geq_{(4)} c_* \min\left(\frac{\|\underline{\Delta}\|_{\mathcal{S}}^2}{4}, \frac{\|\underline{\Delta}\|_{\mathcal{S}}}{4}\right), \end{aligned}$$

where (4) is very similar to the proof of Lemma C.1 in [Zhao et al. \(2014\)](#), which is omitted. \square

G.4 Proof of Lemma F.4

Proof. Let $r_{i,k} = Y_i - \mathbf{X}_i^\top \boldsymbol{\beta}^* - b_k^*$ and

$$\begin{aligned} U_i(\boldsymbol{\Delta}, \boldsymbol{\delta}) &= \frac{1}{K} \sum_{k=1}^K [\rho_{\tau_k}(Y_i - \mathbf{X}_i^\top \boldsymbol{\beta}^* - b_k^* - (\mathbf{X}_i^\top \boldsymbol{\Delta} + \delta_k)) - \rho_{\tau_k}(Y_i - \mathbf{X}_i^\top \boldsymbol{\beta}^* - b_k^*)] \\ &= \frac{1}{K} \sum_{k=1}^K [\rho_{\tau_k}(r_{i,k} - (\mathbf{X}_i^\top \boldsymbol{\Delta} + \delta_k)) - \rho_{\tau_k}(r_{i,k})]. \end{aligned} \quad (\text{G.7})$$

Hence, using the above notations, we have:

$$(L_{n,K}(\boldsymbol{\beta}^* + \underline{\Delta}) - L_{n,K}(\boldsymbol{\beta}^*)) - (L_K(\boldsymbol{\beta}^* + \underline{\Delta}) - L_K(\boldsymbol{\beta}^*)) = \frac{1}{n} \sum_{i=1}^n [U_i(\boldsymbol{\Delta}, \boldsymbol{\delta}) - \mathbb{E}[U_i(\boldsymbol{\Delta}, \boldsymbol{\delta})]].$$

By the lipschitz continuity of $|\rho_\tau(t) - \rho_\tau(s)| \leq |s - t|$, we have

$$U_i(\boldsymbol{\Delta}, \boldsymbol{\delta}) - \mathbb{E}[U_i(\boldsymbol{\Delta}, \boldsymbol{\delta})] \leq \frac{2}{K} \sum_{k=1}^K |\mathbf{X}_i^\top \boldsymbol{\Delta} + \delta_k| := C_i(\boldsymbol{\Delta}, \boldsymbol{\delta}). \quad (\text{G.8})$$

Let $Z = \sup_{\boldsymbol{\Delta} \in \mathcal{A}, \|\boldsymbol{\Delta}\|_{\mathcal{S}} \leq \xi} \left| \frac{1}{n} \sum_{i=1}^n [U_i(\boldsymbol{\Delta}, \boldsymbol{\delta}) - \mathbb{E}[U_i(\boldsymbol{\Delta}, \boldsymbol{\delta})]] \right|$. In what follows, we will use the Massart's inequality (Theorem 14.2 in [Bühlmann and Van de Geer \(2011\)](#)) to obtain the tail bound:

$$\mathbb{P}\left(Z > \mathbb{E}Z + t\right) \leq \exp\left(-\frac{nt^2}{8\sigma^2}\right), \quad (\text{G.9})$$

where $\sup_{\boldsymbol{\Delta} \in \mathcal{A}, \|\boldsymbol{\Delta}\|_{\mathcal{S}} \leq \xi} \frac{1}{n} \sum_{i=1}^n C_i^2(\boldsymbol{\Delta}, \boldsymbol{\delta}) \leq \sigma^2$. Hence, to use Massart's inequality, we need two steps.

Step 1: obtain the upper bound for σ^2 . Recall $\mathbf{S}_k := \text{diag}(\mathbf{1}_p, \mathbf{e}_k)$, $\underline{\mathbf{X}}_i := (\mathbf{X}_i^\top, \mathbf{1}_K) \in \mathbb{R}^{p+K}$,

and $\mathbf{S} := \sum_{k=1}^K \mathbb{E}[(\mathbf{S}_k \widetilde{\mathbf{X}})(\mathbf{S}_k \widetilde{\mathbf{X}})^\top]$. With probability tending to 1, we have:

$$\begin{aligned}
\frac{1}{n} \sum_{i=1}^n C_i^2(\boldsymbol{\Delta}, \boldsymbol{\delta}) & \stackrel{(1)}{=} \frac{1}{n} \sum_{i=1}^n \left(\frac{2}{K} \sum_{k=1}^K |\mathbf{X}_i^\top \boldsymbol{\Delta} + \delta_k| \right)^2 \\
& \leq_{(2)} \frac{4}{n} \sum_{i=1}^n \frac{1}{K} \sum_{k=1}^K (\mathbf{X}_i^\top \boldsymbol{\Delta} + \delta_k)^2 \\
& \leq_{(3)} \frac{8}{n} \sum_{i=1}^n \frac{1}{K} \sum_{k=1}^K ((\mathbf{X}_i^\top \boldsymbol{\Delta})^2 + \delta_k^2) \\
& \stackrel{(4)}{=} \frac{8}{n} \sum_{i=1}^n \frac{1}{K} \sum_{k=1}^K ((\mathbf{S}_k \widetilde{\mathbf{X}}_i)^\top \boldsymbol{\Delta})^2 \\
& \stackrel{(5)}{=} \frac{8}{K} \boldsymbol{\Delta}^\top \left[\frac{1}{n} \sum_{i=1}^n \sum_{k=1}^K ((\mathbf{S}_k \widetilde{\mathbf{X}}_i)(\mathbf{S}_k \widetilde{\mathbf{X}}_i)^\top) \right] \boldsymbol{\Delta} \\
& \stackrel{(6)}{=} \frac{8}{K} \boldsymbol{\Delta}^\top \mathbf{S} \boldsymbol{\Delta} + \frac{8}{K} \boldsymbol{\Delta}^\top \left[\frac{1}{n} \sum_{i=1}^n \sum_{k=1}^K ((\mathbf{S}_k \widetilde{\mathbf{X}}_i)(\mathbf{S}_k \widetilde{\mathbf{X}}_i)^\top - \mathbf{S}) \right] \boldsymbol{\Delta} \\
& \leq_{(7)} \frac{8}{K} \|\boldsymbol{\Delta}\|_{\mathbf{S}}^2 + \frac{8}{K} \|\boldsymbol{\Delta}\|_1^2 \left\| \frac{1}{n} \sum_{i=1}^n \sum_{k=1}^K ((\mathbf{S}_k \widetilde{\mathbf{X}}_i)(\mathbf{S}_k \widetilde{\mathbf{X}}_i)^\top - \mathbf{S}) \right\|_{\infty} \\
& \leq_{(8)} \frac{8}{K} \|\boldsymbol{\Delta}\|_{\mathbf{S}}^2 + \frac{8}{K} M \sqrt{\log(p)/n} \|\boldsymbol{\Delta}\|_1^2 \\
& \leq_{(9)} \frac{8}{K} \|\boldsymbol{\Delta}\|_{\mathbf{S}}^2 + O(Ms \sqrt{\log(p)/n}) \|\boldsymbol{\Delta}\|_{\mathbf{S}}^2 \\
& \leq_{(10)} \frac{9}{K} \xi^2,
\end{aligned} \tag{G.10}$$

where (2) follows from the Cauchy-Swarchz inequality, (3) follows from $(a + b)^2 \leq 2a^2 + 2b^2$, (8) follows from the large deviation for $\left\| \frac{1}{n} \sum_{i=1}^n \sum_{k=1}^K ((\mathbf{S}_k \widetilde{\mathbf{X}}_i)(\mathbf{S}_k \widetilde{\mathbf{X}}_i)^\top - \mathbf{S}) \right\|_{\infty}$, (9) follows from the fact that $\|\boldsymbol{\Delta}\|_1 \leq 4\|\boldsymbol{\Delta}_{J(\beta^*)}\|_1 + \|\boldsymbol{\delta}\|_1$ and the Cauchy-Swarchz inequality, and (10) comes from the assumption that $Ms\sqrt{\log(p)/n} = o(1)$.

Step 2: obtain the upper bound for $\mathbb{E}[Z]$. Let e_1, \dots, e_n be i.i.d Rademacher random variables with $\mathbb{P}(e_i = 1) = \mathbb{P}(e_i = -1) = 1/2$. In fact, by the symmetrization procedure (Theorem 14.3 in [Bühlmann and Van de Geer \(2011\)](#)) and the contraction principle (Theorem 14.4 in [Bühlmann](#)

and Van de Geer (2011)), we have:

$$\begin{aligned}
\mathbb{E}[Z] &=_{(1)} \mathbb{E} \left[\sup_{\underline{\Delta} \in \mathcal{A}, \|\underline{\Delta}\|_S \leq \xi} \left| \frac{1}{n} \sum_{i=1}^n (U_i(\underline{\Delta}, \boldsymbol{\delta}) - \mathbb{E}U_i(\underline{\Delta}, \boldsymbol{\delta})) \right| \right] \\
&\leq_{(2)} 2\mathbb{E} \left[\sup_{\underline{\Delta} \in \mathcal{A}, \|\underline{\Delta}\|_S \leq \xi} \left| \frac{1}{n} \sum_{i=1}^n (e_i U_i(\underline{\Delta}, \boldsymbol{\delta})) \right| \right] \\
&=_{(3)} 2\mathbb{E} \left[\sup_{\underline{\Delta} \in \mathcal{A}, \|\underline{\Delta}\|_S \leq \xi} \left| \frac{1}{n} \sum_{i=1}^n \frac{1}{K} \sum_{k=1}^K e_i [\rho_{\tau_k}(r_{i,k} - (\mathbf{X}_i^\top \underline{\Delta} + \delta_k)) - \rho_{\tau_k}(r_{i,k})] \right| \right] \\
&\leq_{(4)} 2 \max_{1 \leq k \leq K} \mathbb{E} \left[\sup_{\underline{\Delta} \in \mathcal{A}, \|\underline{\Delta}\|_S \leq \xi} \left| \frac{1}{n} \sum_{i=1}^n e_i [\rho_{\tau_k}(r_{i,k} - (\mathbf{X}_i^\top \underline{\Delta} + \delta_k)) - \rho_{\tau_k}(r_{i,k})] \right| \right] \quad (\text{G.11}) \\
&\leq_{(5)} 4 \max_{1 \leq k \leq K} \mathbb{E} \left[\sup_{\underline{\Delta} \in \mathcal{A}, \|\underline{\Delta}\|_S \leq \xi} \left| \frac{1}{n} \sum_{i=1}^n e_i [\mathbf{X}_i^\top \underline{\Delta} + \delta_k] \right| \right] \\
&=_{(6)} 4 \max_{1 \leq k \leq K} \mathbb{E} \left[\sup_{\underline{\Delta} \in \mathcal{A}, \|\underline{\Delta}\|_S \leq \xi} \left| \frac{1}{n} \sum_{i=1}^n e_i (\mathbf{S}_k \mathbf{X}_i)^\top \underline{\Delta} \right| \right] \\
&\leq_{(7)} 4 \underbrace{\left[\sup_{\underline{\Delta} \in \mathcal{A}, \|\underline{\Delta}\|_S \leq \xi} \|\underline{\Delta}\|_1 \right]}_I \times \underbrace{\max_{1 \leq k \leq K} \mathbb{E} \left\| \frac{1}{n} \sum_{i=1}^n e_i (\mathbf{S}_k \mathbf{X}_i) \right\|_\infty}_{II}.
\end{aligned}$$

Hence, to control $\mathbb{E}[Z]$, it is sufficient to consider I and II , respectively. For I , using the fact that $\|\underline{\Delta}\|_1 \leq 4\|\underline{\Delta}_{J(\beta^*)}\|_1 + \|\boldsymbol{\delta}\|_1$ and the Cauchy-Swarchz inequality, we can prove that: $I \leq C_1 \sqrt{s} \xi$ for some $C_1 > 0$. For II , it is not hard to prove that $II \leq C_2 M \sqrt{\log(p)/n}$ for some $C_2 > 0$. Hence, combining (G.9), (G.10), and (G.11), if we take $t = C_3 \xi \sqrt{\log(p)/n}$ for some large enough $C_3 > 0$, with w.p.a.1, we have $Z \leq C_3 M \xi \sqrt{s \log(p)/n}$, which finishes the proof. \square

G.5 Proof of Lemma F.6

Proof. Recall $\underline{\beta} = ((\boldsymbol{\beta})^\top, (\mathbf{b})^\top)^\top \in \mathbb{R}^{p+K}$ and $L_{n,K}^\alpha(\underline{\beta})$ defined in (F.32). Recall $a_{i,k}^* := \mathbf{1}\{Y_i - \mathbf{X}_i^\top \boldsymbol{\beta}^* - b_k^* \leq 0\} - \tau_k$ for $i = 1, \dots, n$ and $k = 1, \dots, K$. Define

$$\begin{aligned}
\nabla L_{n,K}^\alpha(\underline{\beta}) &= \frac{\partial L_{n,K}^\alpha(\underline{\beta})}{\partial \underline{\beta}} \in \mathbb{R}^{p+K}, \\
\nabla_1 L_{n,K}^\alpha(\underline{\beta}) &= \frac{\partial L_{n,K}^\alpha(\underline{\beta})}{\partial \boldsymbol{\beta}} \in \mathbb{R}^p, \\
\nabla_2 L_{n,K}^\alpha(\underline{\beta}) &= \frac{\partial L_{n,K}^\alpha(\underline{\beta})}{\partial \mathbf{b}} \in \mathbb{R}^K.
\end{aligned}$$

Then, we have:

$$\begin{aligned}
\nabla_1 L_{n,K}^\alpha(\underline{\beta}^*) &= (1 - \alpha) \frac{1}{n} \sum_{i=1}^n \frac{1}{K} \sum_{k=1}^K \mathbf{X}_i a_{i,k}^* - \alpha \frac{1}{n} \sum_{i=1}^n \mathbf{X}_i (Y_i - \mathbf{X}_i^\top \boldsymbol{\beta}^*), \\
\text{and } \nabla_2 L_{n,K}^\alpha(\underline{\beta}^*) &= \frac{1}{n} \sum_{i=1}^n \mathbf{a}_i^*,
\end{aligned}$$

where $\mathbf{a}_i^* = (a_{i,1}, \dots, a_{i,K})^\top \in \mathbb{R}^K$. The proof of Lemma F.2 proceeds into two steps.

Step 1: obtain the upper bounds of $\|\nabla_1 L_{n,K}^\alpha(\tilde{\boldsymbol{\beta}}^*)\|_\infty$ and $\|\nabla_2 L_{n,K}^\alpha(\tilde{\boldsymbol{\beta}}^*)\|_\infty$. We first consider $\|\nabla_2 L_{n,K}^\alpha(\tilde{\boldsymbol{\beta}}^*)\|_\infty$. In fact, by Step 1 in Section G.2, we have $\|\nabla_2 L_{n,K}^\alpha(\tilde{\boldsymbol{\beta}}^*)\|_\infty \leq C_1 \sqrt{\log(p)/n}$ w.p.a.1. for some $C_1 > 0$. Next, we consider $\|\nabla_1 L_{n,K}^\alpha(\tilde{\boldsymbol{\beta}}^*)\|_\infty$. In fact, we have:

$$\begin{aligned}
& \|\nabla_1 L_{n,K}^\alpha(\tilde{\boldsymbol{\beta}}^*)\|_\infty \\
& \stackrel{(1)}{=} \left\| (1-\alpha) \frac{1}{n} \sum_{i=1}^n \frac{1}{K} \sum_{k=1}^K \mathbf{X}_i a_{i,k}^* - \alpha \frac{1}{n} \sum_{i=1}^n \mathbf{X}_i (Y_i - \mathbf{X}_i^\top \boldsymbol{\beta}^*) \right\|_\infty \\
& \stackrel{(2)}{=} \left\| (1-\alpha) \frac{1}{n} \sum_{i=1}^n \frac{1}{K} \sum_{k=1}^K (\mathbf{X}_i a_{i,k}^* - \mathbb{E}(\mathbf{X}_i a_{i,k}^*)) \right. \\
& \quad \left. - \alpha \frac{1}{n} \sum_{i=1}^n (\mathbf{X}_i (Y_i - \mathbf{X}_i^\top \boldsymbol{\beta}^*) - \mathbb{E}(\mathbf{X}_i (Y_i - \mathbf{X}_i^\top \boldsymbol{\beta}^*))) \right\|_\infty \\
& \leq_{(3)} (1-\alpha) \underbrace{\left\| \frac{1}{n} \sum_{i=1}^n \frac{1}{K} \sum_{k=1}^K (\mathbf{X}_i a_{i,k}^* - \mathbb{E}(\mathbf{X}_i a_{i,k}^*)) \right\|_\infty}_I \\
& \quad + \alpha \underbrace{\left\| \frac{1}{n} \sum_{i=1}^n (\mathbf{X}_i (Y_i - \mathbf{X}_i^\top \boldsymbol{\beta}^*) - \mathbb{E}(\mathbf{X}_i (Y_i - \mathbf{X}_i^\top \boldsymbol{\beta}^*))) \right\|_\infty}_{II},
\end{aligned}$$

where (1) comes from the first order condition in (F.29). By Step 2 in Section G.2, we have $I \leq C_2 M \sqrt{\log(p)/n}$ w.p.a.1. Next, we consider II . In fact, by noting that $Y_i = \epsilon_i + \boldsymbol{\beta}^{(1)\top} \mathbf{1}\{i \leq \lfloor nt_1 \rfloor\} + \boldsymbol{\beta}^{(2)\top} \mathbf{1}\{i > \lfloor nt_1 \rfloor\}$, we have:

$$\begin{aligned}
II & \stackrel{(1)}{=} \left\| \frac{1}{n} \sum_{i=1}^n \mathbf{X}_i \epsilon_i + t_1 (\widehat{\boldsymbol{\Sigma}}(0 : t_1) - \boldsymbol{\Sigma})(\boldsymbol{\beta}^{(1)} - \boldsymbol{\beta}^*) + t_2 (\widehat{\boldsymbol{\Sigma}}(t_1 : 1) - \boldsymbol{\Sigma})(\boldsymbol{\beta}^{(2)} - \boldsymbol{\beta}^*) \right\|_\infty \\
& \leq_{(2)} \left\| \frac{1}{n} \sum_{i=1}^n \mathbf{X}_i \epsilon_i \right\|_\infty + t_1 \|\widehat{\boldsymbol{\Sigma}}(0 : t_1) - \boldsymbol{\Sigma}\|_\infty \|\boldsymbol{\beta}^{(1)} - \boldsymbol{\beta}^*\|_1 + t_2 \|\widehat{\boldsymbol{\Sigma}}(t_1 : 1) - \boldsymbol{\Sigma}\|_\infty \|\boldsymbol{\beta}^{(2)} - \boldsymbol{\beta}^*\|_1 \\
& \stackrel{(3)}{=} O_p\left(M \sqrt{\frac{\log(pn)}{n}}\right) + O_p\left(M^2 \sqrt{\frac{\log(pn)}{n}}\right) \|\boldsymbol{\beta}^{(1)} - \boldsymbol{\beta}^*\|_1 + O_p\left(M^2 \sqrt{\frac{\log(pn)}{n}}\right) \|\boldsymbol{\beta}^{(2)} - \boldsymbol{\beta}^*\|_1 \\
& \stackrel{(4)}{=} O_p\left(M \sqrt{\frac{\log(pn)}{n}}\right) + O_p\left(M^2 \sqrt{\frac{\log(pn)}{n}}\right) \|\boldsymbol{\beta}^{(1)} - \boldsymbol{\beta}^{(2)}\|_1 \stackrel{(5)}{=} O_p\left(M^2 \sqrt{\frac{\log(pn)}{n}}\right),
\end{aligned}$$

where (3) comes from Lemmas C.7 and C.8, (4) and (5) come from Remark F.5 and the assumption that $\|\boldsymbol{\beta}^{(1)} - \boldsymbol{\beta}^{(2)}\|_1 \leq C_\Delta$. Hence, combining the above bounds, w.p.a.1, we have:

$$\|\nabla_1 L_{n,K}^\alpha(\tilde{\boldsymbol{\beta}}^*)\|_\infty \leq C_1 M^2 \sqrt{\frac{\log(pn)}{n}}, \|\nabla_2 L_{n,K}^\alpha(\tilde{\boldsymbol{\beta}}^*)\|_\infty \leq C_2 M^2 \sqrt{\frac{\log(pn)}{n}}.$$

Step 2: Let $\lambda \geq 2M^2(C_1 \vee C_2) \sqrt{\log(p)/n}$, where C_1 and C_2 are defined in Step 1. Using similar proof procedure as in Step 2 of Section G.2, we can derive that:

$$\|(\widehat{\boldsymbol{\beta}} - \boldsymbol{\beta}^*)_{J^c(\boldsymbol{\beta}^*)}\|_1 \leq 3 \|(\widehat{\boldsymbol{\beta}} - \boldsymbol{\beta}^*)_{J(\boldsymbol{\beta}^*)}\|_1 + \|\widehat{\mathbf{b}} - \mathbf{b}^*\|,$$

which finishes the proof. \square

G.6 Proof of Lemma F.7

Proof. Recall

$$L_K^\alpha(\underline{\beta}) := (1 - \alpha) \frac{1}{n} \sum_{i=1}^n \frac{1}{K} \sum_{k=1}^K \mathbb{E}[\rho_{\tau_k}(Y_i - b_i - \mathbf{X}_i^\top \underline{\beta})] + \frac{\alpha}{2n} \sum_{i=1}^n \mathbb{E}(Y_i - \mathbf{X}_i^\top \underline{\beta})^2.$$

Note that $L_K^\alpha(\underline{\beta})$ is a combination of the composite quantile loss and the squared loss. Moreover, it is easy to see that the excess risk for the squared loss is lower bounded by a squared form. Hence, combining the results in Section G.3, we can prove that there exists some $c_* > 0$ such that

$$H^\alpha(\underline{\Delta}) \geq c_* \min\left(\frac{\|\underline{\Delta}\|_{\mathcal{S}}^2}{4}, \frac{\|\underline{\Delta}\|_{\mathcal{S}}}{4}\right).$$

To save space, we omit the details. \square

G.7 Proof of Lemma F.8

Define

$$\begin{aligned} U_i^{(1)}(\underline{\Delta}, \underline{\delta}) &= \frac{1}{K} \sum_{k=1}^K [\rho_{\tau_k}(Y_i - \mathbf{X}_i^\top \underline{\beta}^* - b_k^* - (\mathbf{X}_i^\top \underline{\Delta} + \delta_k)) - \rho_{\tau_k}(Y_i - \mathbf{X}_i^\top \underline{\beta}^* - b_k^*)] \\ U_i^{(2)}(\underline{\Delta}, \underline{\delta}) &= (Y_i - \mathbf{X}_i^\top \underline{\beta}^* - b_k^* - (\mathbf{X}_i^\top \underline{\Delta} + \delta_k))^2 - (Y_i - \mathbf{X}_i^\top \underline{\beta}^* - b_k^*)^2. \end{aligned} \quad (\text{G.12})$$

Hence, using the above notations, we have:

$$\begin{aligned} &(L_{n,K}^\alpha(\underline{\beta}^* + \underline{\Delta}) - L_{n,K}^\alpha(\underline{\beta}^*)) - (L_K^\alpha(\underline{\beta}^* + \underline{\Delta}) - L_K^\alpha(\underline{\beta}^*)) \\ &= (1 - \alpha) \frac{1}{n} \sum_{i=1}^n [U_i^{(1)}(\underline{\Delta}, \underline{\delta}) - \mathbb{E}[U_i^{(1)}(\underline{\Delta}, \underline{\delta})]] + \frac{\alpha}{2} \frac{1}{n} \sum_{i=1}^n [U_i^{(2)}(\underline{\Delta}, \underline{\delta}) - \mathbb{E}[U_i^{(2)}(\underline{\Delta}, \underline{\delta})]]. \end{aligned}$$

Hence, to prove Lemma F.8, it is sufficient to bound I and II , where:

$$\begin{aligned} I &= \sup_{\underline{\Delta} \in \mathcal{A}, \|\underline{\Delta}\|_{\mathcal{S}} \leq \xi} \left| \frac{1}{n} \sum_{i=1}^n U_i^{(1)}(\underline{\Delta}, \underline{\delta}) - \mathbb{E}[U_i^{(1)}(\underline{\Delta}, \underline{\delta})] \right|, \\ II &= \sup_{\underline{\Delta} \in \mathcal{A}, \|\underline{\Delta}\|_{\mathcal{S}} \leq \xi} \left| \frac{1}{n} \sum_{i=1}^n U_i^{(2)}(\underline{\Delta}, \underline{\delta}) - \mathbb{E}[U_i^{(2)}(\underline{\Delta}, \underline{\delta})] \right|. \end{aligned} \quad (\text{G.13})$$

Note that in Section G.4, we have proved that $I = O_p(\xi \sqrt{s \log(p)/n})$. Hence, it only remains to consider II . Let $\underline{\beta} = \underline{\beta}^* + \underline{\Delta}$. Then, it is equivalent to consider :

$$\begin{aligned} II &= \sup_{\underline{\beta} - \underline{\beta}^* \in \mathcal{A}, \|\underline{\beta} - \underline{\beta}^*\|_{\mathcal{S}} \leq \xi} \left| \frac{1}{n} \sum_{i=1}^n [(Y_i - \mathbf{X}_i^\top \underline{\beta})^2 - (Y_i - \mathbf{X}_i^\top \underline{\beta}^*)^2] \right. \\ &\quad \left. - \mathbb{E}[(Y_i - \mathbf{X}_i^\top \underline{\beta})^2 - (Y_i - \mathbf{X}_i^\top \underline{\beta}^*)^2] \right| \\ &\leq II.1 + II.2 + II.3, \end{aligned} \quad (\text{G.14})$$

where

$$\begin{aligned}
II.1 &:= \sup_{\substack{\boldsymbol{\beta} - \boldsymbol{\beta}^* \in \mathcal{A} \\ \|\boldsymbol{\beta} - \boldsymbol{\beta}^*\|_{\mathcal{S}} \leq \xi}} \left| \frac{1}{n} \sum_{i=1}^n \epsilon_i \mathbf{X}_i^\top (\boldsymbol{\beta}^* - \boldsymbol{\beta}) \right|, \\
II.2 &:= \sup_{\substack{\boldsymbol{\beta} - \boldsymbol{\beta}^* \in \mathcal{A} \\ \|\boldsymbol{\beta} - \boldsymbol{\beta}^*\|_{\mathcal{S}} \leq \xi}} t_1 \left| \frac{1}{nt_1} \sum_{i=1}^{nt_1} [(\mathbf{X}_i^\top \boldsymbol{\beta} - \mathbf{X}_i^\top \boldsymbol{\beta}^{(1)})^2 - (\mathbf{X}_i^\top \boldsymbol{\beta}^* - \mathbf{X}_i^\top \boldsymbol{\beta}^{(1)})^2] \right. \\
&\quad \left. - \mathbb{E}[(\mathbf{X}_i^\top \boldsymbol{\beta} - \mathbf{X}_i^\top \boldsymbol{\beta}^{(1)})^2 - (\mathbf{X}_i^\top \boldsymbol{\beta}^* - \mathbf{X}_i^\top \boldsymbol{\beta}^{(1)})^2] \right|, \\
II.3 &:= \sup_{\substack{\boldsymbol{\beta} - \boldsymbol{\beta}^* \in \mathcal{A} \\ \|\boldsymbol{\beta} - \boldsymbol{\beta}^*\|_{\mathcal{S}} \leq \xi}} t_2 \left| \frac{1}{nt_2} \sum_{i=nt_1+1}^n [(\mathbf{X}_i^\top \boldsymbol{\beta} - \mathbf{X}_i^\top \boldsymbol{\beta}^{(2)})^2 - (\mathbf{X}_i^\top \boldsymbol{\beta}^* - \mathbf{X}_i^\top \boldsymbol{\beta}^{(2)})^2] \right. \\
&\quad \left. - \mathbb{E}[(\mathbf{X}_i^\top \boldsymbol{\beta} - \mathbf{X}_i^\top \boldsymbol{\beta}^{(2)})^2 - (\mathbf{X}_i^\top \boldsymbol{\beta}^* - \mathbf{X}_i^\top \boldsymbol{\beta}^{(2)})^2] \right|.
\end{aligned}$$

Next, we consider $II.1 - II.3$, respectively. For $II.1$, we have

$$\begin{aligned}
II.1 &\leq_{(1)} \left\| \frac{1}{n} \sum_{i=1}^n \epsilon_i \mathbf{X}_i^\top \right\|_{\infty} \sup_{\boldsymbol{\beta} - \boldsymbol{\beta}^* \in \mathcal{A}, \|\boldsymbol{\beta} - \boldsymbol{\beta}^*\|_{\mathcal{S}} \leq \xi} \|\boldsymbol{\beta}^* - \boldsymbol{\beta}\|_1 \\
&\leq_{(2)} CM \sqrt{\frac{\log(pn)}{n}} \sup_{\boldsymbol{\beta} - \boldsymbol{\beta}^* \in \mathcal{A}, \|\boldsymbol{\beta} - \boldsymbol{\beta}^*\|_{\mathcal{S}} \leq \xi} \|\boldsymbol{\beta}^* - \boldsymbol{\beta}\|_1 \\
&\leq_{(3)} CM \sqrt{\frac{\log(pn)}{n}} \sup_{\boldsymbol{\beta} - \boldsymbol{\beta}^* \in \mathcal{A}, \|\boldsymbol{\beta} - \boldsymbol{\beta}^*\|_{\mathcal{S}} \leq \xi} (4\|(\boldsymbol{\beta}^* - \boldsymbol{\beta})_{J(\boldsymbol{\beta}^*)}\|_1 + \|\mathbf{b} - \mathbf{b}^*\|_1) \\
&\leq_{(4)} CM \sqrt{\frac{\log(pn)}{n}} \sup_{\boldsymbol{\beta} - \boldsymbol{\beta}^* \in \mathcal{A}, \|\boldsymbol{\beta} - \boldsymbol{\beta}^*\|_{\mathcal{S}} \leq \xi} (4\sqrt{s}\|(\boldsymbol{\beta}^* - \boldsymbol{\beta})_{J(\boldsymbol{\beta}^*)}\|_2 + \sqrt{K}\|\mathbf{b} - \mathbf{b}^*\|_2) \\
&\leq_{(5)} CM \xi \sqrt{s \frac{\log(pn)}{n}}
\end{aligned}$$

where (2) comes from Lemma C.7, (3) follows from the definition of \mathcal{A} , (5) follows from the definiteness of \mathcal{S} .

Our next goal is to bound $II.2$. To that end, we suppose that there exists some universal constant $\eta > 0$ such that for all $\tilde{\boldsymbol{\beta}}$ satisfying $\|\tilde{\boldsymbol{\beta}} - \tilde{\boldsymbol{\beta}}^*\|_{\mathcal{S}} \leq \xi$, we have:

$$|\mathbf{X}^\top \tilde{\boldsymbol{\beta}} - \mathbf{X}^\top \tilde{\boldsymbol{\beta}}^{(1)}| \leq \eta.$$

Note that this is a very common assumption for proving the concentration inequality for squared error loss (see Bühlmann and Van de Geer (2011)). Define the functional class:

$$\gamma(\mathbf{X}^\top \boldsymbol{\beta}) = \frac{(\mathbf{X}^\top \boldsymbol{\beta} - \mathbf{X}^\top \boldsymbol{\beta}^{(1)})^2 - (\mathbf{X}^\top \boldsymbol{\beta}^* - \mathbf{X}^\top \boldsymbol{\beta}^{(1)})^2}{2\eta}.$$

By definition, we can see that $|\gamma(\mathbf{X}^\top \boldsymbol{\beta}) - \gamma(\mathbf{X}^\top \boldsymbol{\beta}')| \leq |\mathbf{X}^\top \boldsymbol{\beta} - \mathbf{X}^\top \boldsymbol{\beta}'|$, which is 1-Lipschitz

continuous. Moreover, by defining $\gamma(\mathbf{X}^\top \boldsymbol{\beta})$, II.2 reduces to:

$$II.2 = 2\eta t_1 \underbrace{\sup_{\substack{\boldsymbol{\beta}-\boldsymbol{\beta}^* \in \mathcal{A} \\ \|\boldsymbol{\beta}-\boldsymbol{\beta}^*\|_S \leq \xi}} \left| \frac{1}{nt_1} \sum_{i=1}^{nt_1} [\gamma(\mathbf{X}_i^\top \boldsymbol{\beta}) - \gamma(\mathbf{X}_i^\top \boldsymbol{\beta}^*)] - \mathbb{E}[\gamma(\mathbf{X}_i^\top \boldsymbol{\beta}) - \gamma(\mathbf{X}_i^\top \boldsymbol{\beta}^*)] \right|}_{Z}.$$

Note that

$$|\gamma(\mathbf{X}_i^\top \boldsymbol{\beta}) - \gamma(\mathbf{X}_i^\top \boldsymbol{\beta}^*) - \mathbb{E}[\gamma(\mathbf{X}_i^\top \boldsymbol{\beta}) - \gamma(\mathbf{X}_i^\top \boldsymbol{\beta}^*)]| \leq 2|\mathbf{X}_i^\top (\boldsymbol{\beta} - \boldsymbol{\beta}^*)| := C_i(\boldsymbol{\beta}).$$

In what follows, we will use the Massart's inequality (Theorem 14.2 in [Bühlmann and Van de Geer \(2011\)](#)) to obtain the tail bound:

$$\mathbb{P}\left(Z > \mathbb{E}Z + t\right) \leq \exp\left(-\frac{nt^2}{8\sigma^2}\right), \quad (\text{G.15})$$

where $\sup_{\boldsymbol{\beta}-\boldsymbol{\beta}^* \in \mathcal{A}, \|\boldsymbol{\beta}-\boldsymbol{\beta}^*\|_S \leq \xi} \frac{1}{n} \sum_{i=1}^n C_i^2(\boldsymbol{\beta}) \leq \sigma^2$. Hence, to use Massart's inequality, we need two steps.

Step 1: obtain the upper bound for σ^2 . In fact, w.p.a.1, we have:

$$\begin{aligned} & \sup_{\boldsymbol{\beta}-\boldsymbol{\beta}^* \in \mathcal{A}, \|\boldsymbol{\beta}-\boldsymbol{\beta}^*\|_S \leq \xi} \frac{1}{n} \sum_{i=1}^n C_i^2(\boldsymbol{\beta}) \\ &=_{(1)} 4 \sup_{\boldsymbol{\beta}-\boldsymbol{\beta}^* \in \mathcal{A}, \|\boldsymbol{\beta}-\boldsymbol{\beta}^*\|_S \leq \xi} (\boldsymbol{\beta} - \boldsymbol{\beta}^*)^\top \widehat{\boldsymbol{\Sigma}}(0:1)(\boldsymbol{\beta} - \boldsymbol{\beta}^*) \\ &=_{(2)} 4 \sup_{\boldsymbol{\beta}-\boldsymbol{\beta}^* \in \mathcal{A}, \|\boldsymbol{\beta}-\boldsymbol{\beta}^*\|_S \leq \xi} |(\boldsymbol{\beta} - \boldsymbol{\beta}^*)^\top (\widehat{\boldsymbol{\Sigma}}(0:1) - \boldsymbol{\Sigma})(\boldsymbol{\beta} - \boldsymbol{\beta}^*)| \\ & \quad + 4 \sup_{\boldsymbol{\beta}-\boldsymbol{\beta}^* \in \mathcal{A}, \|\boldsymbol{\beta}-\boldsymbol{\beta}^*\|_S \leq \xi} |(\boldsymbol{\beta} - \boldsymbol{\beta}^*)^\top \boldsymbol{\Sigma}(\boldsymbol{\beta} - \boldsymbol{\beta}^*)| \\ &\leq_{(3)} 4 \sup_{\boldsymbol{\beta}-\boldsymbol{\beta}^* \in \mathcal{A}, \|\boldsymbol{\beta}-\boldsymbol{\beta}^*\|_S \leq \xi} \|\widehat{\boldsymbol{\Sigma}}(0:1) - \boldsymbol{\Sigma}\|_\infty \|\boldsymbol{\beta} - \boldsymbol{\beta}^*\|_1^2 \\ & \quad + 4\lambda_{\max} \sup_{\boldsymbol{\beta}-\boldsymbol{\beta}^* \in \mathcal{A}, \|\boldsymbol{\beta}-\boldsymbol{\beta}^*\|_S \leq \xi} \|\boldsymbol{\beta} - \boldsymbol{\beta}^*\|^2 \\ &\leq_{(4)} C_1 M^2 \sqrt{\frac{\log(pn)}{n}} s\xi^2 + C_2 \xi^2 \leq_{(5)} C_3 \xi^2 := \sigma^2. \end{aligned}$$

Step 2: obtain the upper bound for $\mathbb{E}[Z]$. Let e_1, \dots, e_n be i.i.d Rademacher random variables with $\mathbb{P}(e_i = 1) = \mathbb{P}(e_i = -1) = 1/2$. In fact, by the symmetrization procedure (Theorem 14.3 in [Bühlmann and Van de Geer \(2011\)](#)) and the contraction principle (Theorem 14.4 in [Bühlmann](#)

and Van de Geer (2011)), we have:

$$\begin{aligned}
\mathbb{E}[Z] &\leq 2\mathbb{E}\left[\sup_{\boldsymbol{\beta}-\boldsymbol{\beta}^*\in\mathcal{A},\|\boldsymbol{\beta}-\boldsymbol{\beta}^*\|_S\leq\xi}\left|\frac{1}{nt_1}\sum_{i=1}^{nt_1}e_i(\gamma(\mathbf{X}_i^\top\boldsymbol{\beta})-\gamma(\mathbf{X}_i^\top\boldsymbol{\beta}^*))\right|\right] \\
&\leq 4\mathbb{E}\left[\sup_{\boldsymbol{\beta}-\boldsymbol{\beta}^*\in\mathcal{A},\|\boldsymbol{\beta}-\boldsymbol{\beta}^*\|_S\leq\xi}\left|\frac{1}{nt_1}\sum_{i=1}^{nt_1}e_i(\mathbf{X}_i^\top\boldsymbol{\beta}-\mathbf{X}_i^\top\boldsymbol{\beta}^*)\right|\right] \\
&\leq 4\sup_{\boldsymbol{\beta}-\boldsymbol{\beta}^*\in\mathcal{A},\|\boldsymbol{\beta}-\boldsymbol{\beta}^*\|_S\leq\xi}\|\boldsymbol{\beta}-\boldsymbol{\beta}^*\|_1\mathbb{E}\left\|\frac{1}{nt_1}\sum_{i=1}^{nt_1}e_i\mathbf{X}_i\right\|_\infty\leq C\xi\sqrt{s}M\sqrt{\frac{\log(pn)}{n}},
\end{aligned}$$

where the last inequality comes from the Hoeffding's inequality. Hence, combining Steps 1 and 2, taking $t = C\xi\sqrt{\log(p)/n}$ for some big enough constant $C > 0$, we have, w.p.a.1, $Z = O(\xi\sqrt{s\log(p)/n})$, which implies $II.2 = O_p(\xi\sqrt{s\log(p)/n})$.

Similarly, we can prove $II.3 = O_p(\xi\sqrt{s\log(p)/n})$. Considering (G.13) and (G.14), we proved:

$$\sup_{\substack{\boldsymbol{\Delta}\in\mathcal{A} \\ \|\boldsymbol{\Delta}\|_S\leq\xi}} |(L_{n,K}^\alpha(\boldsymbol{\beta}^* + \boldsymbol{\Delta}) - L_{n,K}^\alpha(\boldsymbol{\beta}^*)) - (L_{K,\tilde{\sim}}^\alpha(\boldsymbol{\beta}^* + \boldsymbol{\Delta}) - L_{K,\tilde{\sim}}^\alpha(\boldsymbol{\beta}^*))| = O_p(M\xi\sqrt{s\frac{\log(pn)}{n}}),$$

which finishes the proof.