

August 5, 2022

The large scale structure of the Universe from a modified Friedmann equation

J. Ambjørn^{a,b} and *Y. Watabiki*^c

^a The Niels Bohr Institute, Copenhagen University
Blegdamsvej 17, DK-2100 Copenhagen Ø, Denmark.
email: ambjorn@nbi.dk

^b Institute for Mathematics, Astrophysics and Particle Physics (IMAPP)
Radboud University Nijmegen, Heyendaalseweg 135, 6525 AJ,
Nijmegen, The Netherlands

^c Tokyo Institute of Technology,
Dept. of Physics, High Energy Theory Group,
2-12-1 Oh-okayama, Meguro-ku, Tokyo 152-8551, Japan
email: watabiki@th.phys.titech.ac.jp

Abstract

We have already shown how a modified Friedmann equation, originating from a model of the Universe built from a certain W_3 algebra, is able to explain the difference between the Hubble constants extracted from CMB data and from local measurements. In this article we show that the same model also describes aspects of the large scale structure of the Universe well.

arXiv:2208.02607v1 [gr-qc] 3 Aug 2022

1 Introduction

In previous articles [1, 2] we have advocated a modified Friedmann equation which is able to resolve the H_0 tension and where the cosmological constant is assumed to be zero at present time due to Coleman's mechanism [3]. The modified Friedmann equation arose from a "model of the Universe" suggested in [4]. One feature of this model is that the late time exponential expansion of the universe is not caused by the cosmological constant, but by a new constant related to the creation of baby universes. The possibility of creating such baby universe reflects the fractal structure of spacetime and is not related to the vacuum energy dictated by the cosmological constant. It is our hope that we will be able to estimate the order of this constant related to the creation of baby universes. However, it is not yet possible, and one should view our modified Friedmann equation as a phenomenological equation with one free parameter, B , in the same way as the ordinary Friedmann equation has the cosmological constant Λ as a free parameter. Like Λ , the parameter B has to be small in order that the model agrees with observations. Thus the physics of the modified Friedmann equation as well as that of the ordinary Friedmann equation are independent of B and Λ for all questions related to observations referring to times earlier than the time t_{LS} of last scattering. In this sense our model belongs to a class of models modifying the late time cosmology [5, 6, 7], and in fact our phenomenological model becomes similar to models where one puts in by hand a time-dependent dark energy equation of state for small values of z , parametrized in such a way as to ease the H_0 or the S_8 tension. In these models, in order to accommodate larger value of H_0 than the value predicted by the Planck data using the Λ CDM model [8], one is led to values of $w(z) < -1$ in some regions of z [6, 9, 10] and since a larger value of H_0 leads to less growth of density fluctuations for small z , it has been pointed out that one at the same time might ease the S_8 tension [5, 6].

As noticed in [2] the situation is the same in our model: our "effective" $w(z) < -1$ (and approaches -1 for late times), and the purpose of this article is to show that for precisely the same values of our baby universe parameter B which ease the H_0 tension, we also agree with a number of other late time cosmological observations while assuming the same physics as the Planck Collaboration at and before the time of last scattering (we denote this physics CMB physics).

2 The modified Friedmann equation and large scale structures

In [1] we showed that our modified Friedmann equation is

$$\left(\frac{\dot{a}}{a}\right)^2 = \frac{\kappa\rho}{3} + \frac{Ba(1+3F(x))}{\dot{a}F^2(x)}, \quad x := \frac{Ba^3}{\dot{a}^3}, \quad F^2(x) - F^3(x) = x. \quad (1)$$

In (1) $a(t)$ is the scale factor of the Universe. The second term on the rhs of equation (1) is a term that replaces the term $\Lambda/3$ which would be present if there was a cosmological constant. x has to be less than or equal to $4/27$ and one has to choose the solution $F(x)$ to the third order equation which is larger than or equal to $2/3$. Despite the missing cosmological constant, the solution $a(t)$ will grow exponentially for large time as $a(t) \propto e^{(27B/4)^{1/3}t}$. However, the replacement of $\Lambda/3$ with the more complicated term which is a function of $a(t)$ makes it possible to have physics agreeing with both the CMB measurements which refer to time t_{LS} and the small z measurements which refer to physics at present time. In [1] we showed that an agreement could be obtained for $H(z)$, the Hubble constant as a function of the redshift z . Here we will show that for the values of B determined in [1]¹, which led to the resolution of the Hubble constant tension, our model, without further modifications, also agrees with other late time cosmological observations.

2.1 Baryon Acoustic Oscillations

The baryon acoustic oscillations (BAO) are fluctuations in the baryon density caused by the baryon acoustic oscillation in the early universe. In BAO an important observable is the inverse of the angular diameter distance

$$\frac{1}{\theta} := \frac{D_V(z)}{r_s}. \quad (2)$$

In this equation $D_V(z)$ is a distance measure and r_s is the co-moving sound horizon at t_{drag} . More precisely, $D_V(z)$ is a kind of the average of three directions of distance, i.e.

$$D_V(z) := \sqrt[3]{zD_H(z)(D_M(z))^2} \quad (3)$$

where

$$zD_H(z) := \frac{cz}{H(z)}, \quad D_M(z) := \int_0^z \frac{cdz'}{H(z')}. \quad (4)$$

¹The values of B and the present time t_0 used in this article are $t_0 = 13.894 \pm 0.057$ Gyr, and $Bt_0^3 = 0.1492 \pm 0.0056$. They are determined in the same way as described in [1], but they are slightly different than the values reported there, since we have in this article used the value $H_0 = 73.04 \pm 1.04$, which is the latest published value by the SH0ES team [11]

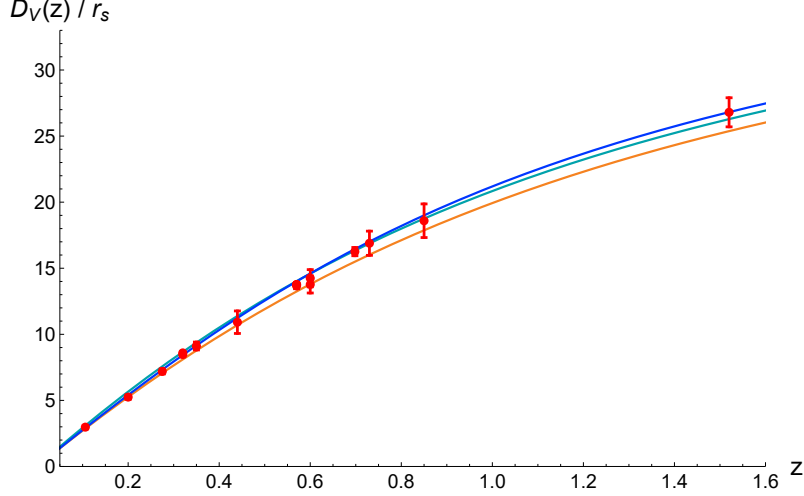


Figure 1: z plotted versus $D_V(z)/r_s$ for our model (blue), for the Planck data Λ CDM model (green) and the Λ CDM model with late time $H_0 = 73.04$ (orange). The data point error bars are from table 1.

r_s is defined by

$$r_s = \int_0^{t_{\text{drag}}} dt \frac{a(t_{\text{drag}})}{a(t)} c_s(t), \quad (5)$$

where c_s is the speed of sound,

$$c_s(t) = \frac{c}{\sqrt{3(1 + R(t))}}, \quad R(t) := \frac{3\rho_b(t)}{4\rho_\gamma(t)}. \quad (6)$$

$\rho_b(t)$ is the baryon density and $\rho_\gamma(t)$ is the photon density. The baryon drag ends at $t_{\text{drag}} < t_{\text{LS}}$. Thus r_s , as defined by eq. (5), is determined by physical phenomena before t_{LS} , and according to our assumptions the value of r_s in our model (which we in the following will label with a superscript (B) , for the baby universe coupling constant appearing in (1)) will therefore coincide with the Planck value obtained from the Λ CDM model:

$$r_s^{(B)} = r_s^{(\text{SC})} = r_s^{(\text{CMB})} = 147.05 \pm 0.30 \text{ [Mpc]}. \quad (7)$$

Fig. 1 shows $D_V(z)/r_s$, calculated from our model with $H_0 = 73.04 \pm 1.04$ (which, as already mentioned, is the latest value published by the SH0ES team [11]), for the Λ CDM model with Λ and H_0 given by the Planck collaboration, and for the Λ CDM model where $H_0 = 73.04$ and where the corresponding Λ_{SC} is determined from the Λ CDM model by requiring that $z(t_{\text{LS}}) = 1089.95$. The reason we consider this third model, denoted SC for “standard candles” used to measure distances for small z ,

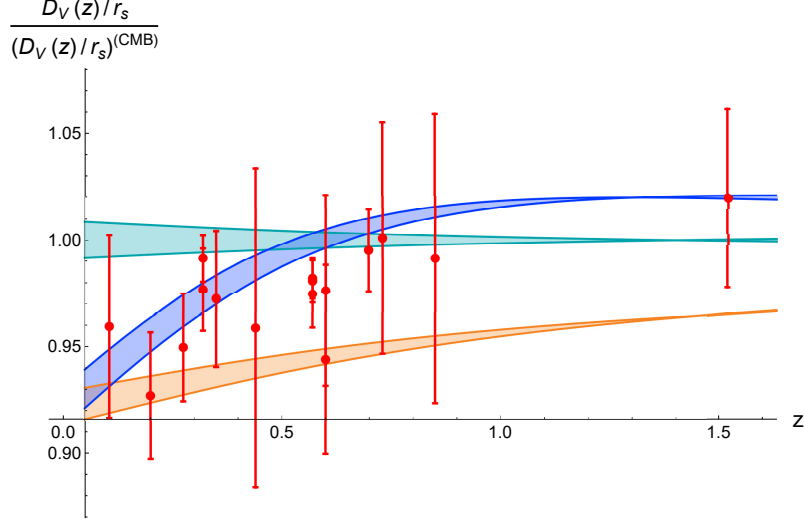


Figure 2: z versus $\frac{D_V(z)/r_s}{D_V^{(\text{CMB})}(z)/r_s^{(\text{CMB})}}$ for the three models: our model (blue), Planck data Λ CDM model (green) and late time Λ CDM model (orange). The widths of the curves indicate the 1σ error bars related to the fits. The error bars of the data are from table 1.

is that it is the Λ CDM model where $H(z)$ is calculated using precisely the same assumptions as for our baby universe model.² The data points are from Table 1 in the Appendix and lead to reduced χ^2 values³

$$(\chi_{\text{red}}^{(\text{B})})^2 = 1.0, \quad (\chi_{\text{red}}^{(\text{SC})})^2 = 4.7, \quad (\chi_{\text{red}}^{(\text{CMB})})^2 = 1.7. \quad (8)$$

We note that the Λ CDM model with Λ_{SC} and $H_0 = 73.04$ fits the data less well than our model.

To emphasize the difference for the three models Fig. 2 shows the graphs $D_V(z)/r_s$ divided by the central graph values of $D_V^{(\text{CMB})}(z)/r_s^{(\text{CMB})}$. The message to take away is that our model fits the data well.

2.2 The growth of fluctuations

The matter density fluctuation $\delta_m(\mathbf{x}, t)$ is defined by

$$\delta_m(\mathbf{x}, t) := \frac{\rho_m(\mathbf{x}, t)}{\rho_m(t)} - 1 \quad \text{and} \quad \rho_m(t) := \frac{\int d^3x \rho_m(\mathbf{x}, t)}{\int d^3x}. \quad (9)$$

²The values of Λ_{SC} and the present time $t_0^{(\text{SC})}$ determined in this way for the SC- Λ CDM model are $t_0^{(\text{SC})} = 13.306 \pm 0.051$ Gyr, and $\Lambda_{\text{SC}} t_0^2 = 2.167 \pm 0.061$.

³In this article the definition of $(\chi_{\text{red}})^2$ is $(\chi_{\text{red}})^2 := \sum_{i=1}^N ((x - x_i)/\sigma_i)^2/N$, where x_i are data with error bars σ_i .

In the linear approximation, the matter density fluctuation $\delta_m(\mathbf{x}, t)$ obeys the differential equation

$$\frac{d}{dt} \left((a(t))^2 \frac{d}{dt} \delta_m(\mathbf{x}, t) \right) = \frac{\kappa}{2} (a(t))^2 \rho_m(t) \delta_m(\mathbf{x}, t) + \mathcal{O}(B). \quad (10)$$

We here assume that $\delta_m(\mathbf{x}, t)$ is decoupled at all times from t_{LS} to the present time t_0 as

$$\delta_m(\mathbf{x}, t) = F_m(t) \Delta_m(\mathbf{x}) \quad (11)$$

where $F_m(t)$ is the growth factor which represents the growth of fluctuation and $\Delta_m(\mathbf{x})$ is the fluctuation at a certain time. Then we have the following differential equation for $F_m(t)$:

$$\frac{d}{dt} \left((a(t))^2 \frac{d}{dt} F_m(t) \right) = \frac{\kappa}{2} (a(t))^2 \rho_m(t) F_m(t). \quad (12)$$

Here we have assumed the contribution from the production of baby universes is negligible, i.e. we have deleted $\mathcal{O}(B)$ in eq. (10). The boundary conditions of the growth factor $F_m(t)$ are

$$F_m(t_0) = 1 \quad \text{and} \quad f_m(t_{\text{LS}}) = 1 \quad (13)$$

where $f_m(t)$ is the growth rate defined by

$$f_m(t) := \frac{d \log F_m(t)}{d \log a(t)}, \quad (14)$$

and where t_0 refers to the present time (and t_{LS} as before to the time of last scattering).

One now introduces the average of fluctuation inside the sphere with radius R :

$$\sigma_R(t) := \sqrt{\left\langle \left(\frac{1}{\frac{4}{3}\pi R^3} \int_{|\mathbf{x}| < R} d^3x \delta_m(\mathbf{x}, t) \right)^2 \right\rangle} = F_m(t) \sigma_R(t_0), \quad (15)$$

where we have used the decoupling property (11). Thus we have

$$\sigma_R(t_0) = \sqrt{\left\langle \left(\frac{1}{\frac{4}{3}\pi R^3} \int_{|\mathbf{x}| < R} d^3x \Delta_m(\mathbf{x}) \right)^2 \right\rangle} =: \sigma_R. \quad (16)$$

We have introduced the notation σ_R in eq. (16) to emphasize that $\sigma_R(t_0)$ is really independent of t_0 , as is clear from the decoupling equation (11). From this equation σ_R can only depend on physics before t_{LS} and in our model we have assumed that the

physics before t_{LS} is the CMB physics used by the Planck collaboration. Therefore, we can write

$$\sigma_R^{(\text{B})}(t_0) = \sigma_R^{(\text{SC})}(t_0) = \sigma_R^{(\text{CMB})}(t_0) = \sigma_R. \quad (17)$$

As above we consider the Planck ΛCDM model, our modified Friedmann equation model with $H_0 = 73.04$ and the the ΛCDM model with $H_0 = 73.04$ (the present time cosmological measurement) and where $z(t_{\text{LS}}) = 1089.95$ determines the corresponding Λ_{SC} .

Fig. 3 shows the graphs of $f_m(z)\sigma_8(z)$, where $\sigma_8(z(t))$ is $\sigma_R(t)$ at $R = 8\text{Mpc}/h$,⁴ and from (15) and (17) it follows that

$$\sigma_8(t) = F_m(t)\sigma_8(t_0) \quad \text{or} \quad \sigma_8(z(t)) = F_m(z(t))\sigma_8(z_0), \quad (18)$$

where $z_0 := z(t_0) = 0$. Thus

$$\sigma_8^{(\text{B})}(z_0) = \sigma_8^{(\text{SC})}(z_0) = \sigma_8^{(\text{CMB})}(z_0) = \sigma_{R=8\text{Mpc}/h} = 0.8120 \pm 0.0073 \quad (19)$$

for our model.

The $(\chi_{\text{red}})^2$ of $f_m(t)\sigma_8(t)$ for the three graph are

$$(\chi_{\text{red}}^{(\text{B})})^2 = 0.49, \quad (\chi_{\text{red}}^{(\text{SC})})^2 = 0.26, \quad (\chi_{\text{red}}^{(\text{CMB})})^2 = 0.29. \quad (20)$$

The error bars are too large to distinguish between the models.

Finally, let us discuss the observable S_8 , defined as

$$S_8 := \sigma_8(t_0)(\Omega_m(t_0)/0.3)^{0.5}. \quad (21)$$

For this observable there is a tension between the values deduced from late time measurements reported in [12] which are between 0.720 and 0.795 (see Table 3 in the Appendix) and the value

$$S_8^{(\text{CMB})} = 0.834 \pm 0.014 \quad (22)$$

which is *calculated* from the Planck data using the ΛCDM model. The tension is of the order of 3σ if one takes into account the error bars. Our value of S_8 is

$$S_8^{(\text{B})} = 0.769 \pm 0.007, \quad (23)$$

and it agrees well with the values deduced from the late time measurements, although our value, like the Planck collaboration value, is also *calculated*, not measured.

⁴ $8\text{Mpc}/h = 800\text{km s}^{-1}/H_0$ depends on the present Hubble parameter H_0 . Since $\sigma_R(t)$ is independent of the present time t_0 , the dependence of t_0 is artificially introduced in $\sigma_8(t)$. So, we here compare with the observed data which use the same h value as the Planck collaboration.

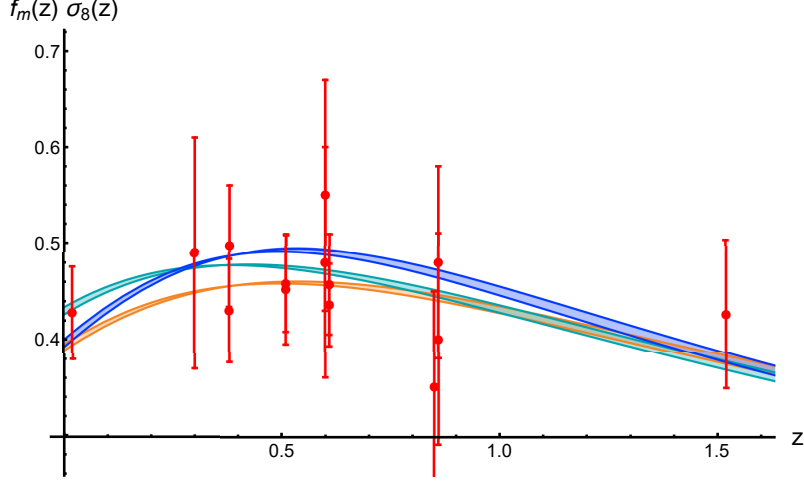


Figure 3: z versus $f_m(z)\sigma_8(z)$ for the three models: our model (blue), the Planck Λ CDM model (green) and the late time Λ CDM model (orange). Data points are from table 2 in the Appendix and the widths of the curves correspond to 1σ coming from the fits.

3 Discussion

The purpose of this article is to show that our modified Friedmann equation not only resolves the H_0 tension but also produces a function $H(z)$ which is consistent with the measured large scale structures of the Universe. We have shown that this is the case for the angular diameter distance defined by eq. (2), as well as for $f_m(z)\sigma_8(z)$ defined by (14) and (18). Finally, our value of S_8 , defined by (21) and given by (23), agrees with late time estimates, but has a tension with the value calculated from the Planck data by using the Λ CDM model. Our value, like the Planck value, is also calculated, based on physics identical to the CMB physics before t_{LS} . The reason our S_8 value differs from the Planck value of S_8 is that our value of $\Omega_{m,0} = 0.269$ while the Planck value is $\Omega_{m,0} = 0.317$. The Planck value of $\Omega_{m,0}H_0^2$ is entirely determined by physics before t_{LS} since we have

$$\frac{\Omega_m(t_{LS})(H(t_{LS}))^2}{(1+z(t_{LS}))^3} = \Omega_m(t_0)(H(t_0))^2 = \Omega_{m,0}H_0^2. \quad (24)$$

Our model will also satisfy eq. (24) and since our value of $H(t_{LS})$ by assumption agrees with the Planck value at $z(t_{LS})$ we will have the same value of $\Omega_{m,0}H_0^2$. However, by construction we have a larger value for H_0 than Planck collaboration since we used the H_0 measured at late time to determine our value of the constant B . Consequently we have a lower value of $\Omega_{m,0}$. Λ CDM with Λ_{SC} has the problem in the angular diameter distance.

This is possible because our late time cosmology is governed by our baby universe B -term and not by the cosmological constant. As already mentioned there are many suggestions of modification of the late time cosmology which produce more or less the same results as we have reported here for our model. However, many of these models are entirely phenomenological in nature, like using a spline interpolation of the measured function $H(z)$ for small z , or modifying the equation of state by hand without too much physical motivation. In this sense we feel that our model is special. It has just one parameter, denoted B (much like the Λ CDM model), the origin of which goes back to the very early universe where it is related to the creation of baby universes. In this sense it relates the very origin of the Universe to its late destiny (the exponential expansion of the Universe at a rate proportional to $\sqrt[3]{B}$), and the presence of the parameter B and the modified Friedmann equation is motivated by a physics model of the Universe. Admittedly, as already mentioned, we cannot presently solve our underlying model in detail and *calculate* B and then follow the evolution of the universe from the very beginning of time (which in our model of the Universe is related to the breaking of an underlying W_3 symmetry [4]) to the present time, but that is work in progress....

Acknowledgments

YW acknowledges the support from JSPS KAKENHI Grant Number JP18K03612 and thanks A. Hosoya for discussions.

References

- [1] J. Ambjørn and Y. Watabiki,
“A modified Friedmann equation,”
Mod. Phys. Lett. A **32** (2017) no.40, 1750224, [arXiv:1709.06497 [gr-qc]].
- [2] J. Ambjorn and Y. Watabiki,
“Easing the Hubble constant tension,”
Mod. Phys. Lett. A **37** (2022) no.07, 2250041, [arXiv:2111.05087 [gr-qc]].
- [3] S. R. Coleman,
“Why There Is Nothing Rather Than Something: A Theory of the Cosmological Constant,” Nucl. Phys. B **310** (1988) 643.
- [4] J. Ambjorn and Y. Watabiki,
“A model for emergence of space and time,”
Phys. Lett. B **749** (2015) 149, [arXiv:1505.04353 [hep-th]].
“Creating 3, 4, 6 and 10-dimensional spacetime from W_3 symmetry,”

- Phys. Lett. B **770** (2017) 252, [arXiv:1703.04402 [hep-th]].
 “CDT and the Big Bang,”
 Acta Phys. Polon. Supp. **10** (2017) 299, [arXiv:1704.02905 [hep-th]].
 “Models of the Universe based on Jordan algebras,”
 Nucl. Phys. B **955** (2020), 115044, [arXiv:2003.13527 [hep-th]].
- [5] R. E. Keeley, S. Joudaki, M. Kaplinghat and D. Kirkby,
 “Implications of a transition in the dark energy equation of state for the H_0
 and σ_8 tensions,”
 JCAP **12** (2019), 035, [arXiv:1905.10198 [astro-ph.CO]].
- [6] E. Di Valentino, L. A. Anchordoqui, Ö. Akarsu, Y. Ali-Haimoud, L. Amendola,
 N. Arendse, M. Asgari, M. Ballardini, S. Basilakos and E. Battistelli, *et al.*,
 “Cosmology intertwined III: $f\sigma_8$ and S_8 ,
 Astropart. Phys. **131** (2021), 102604, [arXiv:2008.11285 [astro-ph.CO]].
- L. Heisenberg, H. Villarrubia-Rojo and J. Zosso,
 “Can late-time extensions solve the H_0 and σ_8 tensions?,”
 arXiv:2202.01202 [astro-ph.CO]
- [7] M. G. Dainotti, B. De Simone, T. Schiavone, G. Montani, E. Rinaldi and
 G. Lambiase,
 “On the Hubble constant tension in the SNe Ia Pantheon sample,”
 Astrophys. J. **912** (2021) no.2, 150, [arXiv:2103.02117 [astro-ph.CO]].
- [8] N. Aghanim et al. (Planck),
 “Planck 2018 results. VI. Cosmological parameters,”
 Astron. Astrophys. **641**, A6 (2020), arXiv:1807.06209 [astro-ph.CO].
- [9] L. Perivolaropoulos and F. Skara,
 “Challenges for Λ CDM: An update,”
 arXiv:2105.05208 [astro-ph.CO].
- [10] F. Niedermann and M. S. Sloth, “Resolving the Hubble tension with new early
 dark energy,” Phys. Rev. D **102** (2020) no.6, 063527 [arXiv:2006.06686 [astro-
 ph.CO]].
- [11] A. G. Riess, W. Yuan, L. M. Macri, D. Scolnic, D. Brout, S. Casertano,
 D. O. Jones, Y. Murakami, L. Breuval and T. G. Brink, *et al.*
 “A Comprehensive Measurement of the Local Value of the Hubble Constant
 with 1 km/s/Mpc Uncertainty from the Hubble Space Telescope and the SH0ES
 Team,”
 arXiv:2112.04510 [astro-ph.CO].

- [12] M. Gatti *et al.* [DES],
“Dark Energy Survey Year 3 results: cosmology with moments of weak lensing mass maps,” [arXiv:2110.10141 [astro-ph.CO]].
- M. Asgari *et al.*,
“KiDS-1000 Cosmology: Cosmic shear constraints and comparison between two point statistics,” [arXiv:2007.15633 [astro-ph.CO]].
- A. Amon *et al.*,
“Dark Energy Survey Year 3 Results: Cosmology from Cosmic Shear and Robustness to Data Calibration,” [arXiv:2105.13543 [astro-ph.CO]].
- H. Miyatake *et al.*,
“Cosmological inference from the emulator based halo model II: Joint analysis of galaxy-galaxy weak lensing and galaxy clustering from HSC-Y1 and SDSS,” [arXiv:2111.02419 [astro-ph.CO]].
- C. García-García, J. R. Zapatero, D. Alonso, E. Bellini, P. G. Ferreira, E. M. Mueller, A. Nicola and P. Ruiz-Lapuente,
“The growth of density perturbations in the last ~ 10 billion years from tomographic large-scale structure data,”
JCAP **10** (2021), 030, [arXiv:2105.12108 [astro-ph.CO]].
- C. Heymans *et al.*,
“KiDS-1000 Cosmology: Multi-probe weak gravitational lensing and spectroscopic galaxy clustering constraints,” [arXiv:2007.15632 [astro-ph.CO]].
- T.M.C. Abbott, *et al.*,
“Dark Energy Survey Year 3 Results: Cosmological Constraints from Galaxy Clustering and Weak Lensing,” [arXiv:2105.13549 [astro-ph.CO]].
- O.H.E. Philcox *et al.*,
“The BOSS DR12 Full-Shape Cosmology: CDM Constraints from the Large-Scale Galaxy Power Spectrum and Bispectrum Monopole,” [arXiv:2112.04515 [astro-ph.CO]].
- M.M. Ivanov,
“Cosmological constraints from the power spectrum of eBOSS emission line galaxies,” [arXiv:2106.12580 [astro-ph.CO]].

S. Chen *et al.*,

“A new analysis of galaxy 2-point functions in the BOSS survey, including full-shape information and post-reconstruction BAO,” [arXiv:2110.05530 [astro-ph.CO]].

M. White *et al.*,

“Cosmological constraints from the tomographic cross-correlation of DESI Luminous Red Galaxies and Planck CMB lensing,” [arXiv:2111.09898 [astro-ph.CO]].

A. Krolewski *et al.*,

“Cosmological constraints from unWISE and Planck CMB lensing tomography,” [arXiv:2105.03421 [astro-ph.CO]].

G.F. Lesci *et al.*,

“AMICO galaxy clusters in KiDS-DR3: cosmological constraints from counts and stacked weak-lensing,” [arXiv:2012.12273 [astro-ph.CO]].

Appendix

Table 1: Baryon Acoustic Oscillation

z	r_s/D_V	D_V/r_s	Survey	ArXiv Reference
0.106	0.336 ± 0.015		6dFGS	1108.2635
0.20	0.1980 ± 0.0058		SDSS	0705.3323
0.275	0.1390 ± 0.0037		SDSS	0907.1660
0.35	0.1097 ± 0.0036		SDSS	1108.2635
0.44	0.0916 ± 0.0071		WiggleZ	1108.2635
0.60	0.0702 ± 0.0032		WiggleZ	1108.2635
0.60	0.0726 ± 0.0034		WiggleZ	1108.2635
0.73	0.0592 ± 0.0032		WiggleZ	1108.2635
0.57		13.67 ± 0.22	SDSS	1203.6594
0.32		8.4673 ± 0.1675	SDSS	1312.4877
0.57		13.7728 ± 0.1340	SDSS	1312.4877
0.32		8.59386 ± 0.09474	SDSS	1607.03155
0.57		13.7569 ± 0.14210	SDSS	1607.03155
2.34		31.2409 ± 1.08716	SDSS	1404.1801
2.36		30.3548 ± 1.08678	SDSS	1311.1767
1.52		26.8 ± 1.1	SDSS	1801.03062
0.698		16.26 ± 0.31	SDSS	2007.08993
0.85		18.59 ± 1.27	SDSS	2007.09009

Table 2: Redshift-Space Distortion $f\sigma_8$

z	$f\sigma_8$	Survey	ArXiv Reference
0.02	0.428 ± 0.048	6dFGS	1611.09862
0.30	0.49 ± 0.12	SDSS	1310.2820
0.38	0.430 ± 0.054	BOSS	1607.03148v2
0.51	0.452 ± 0.057	BOSS	1607.03148v2
0.61	0.457 ± 0.052	BOSS	1607.03148v2
0.38	0.497 ± 0.063	BOSS	1607.03155v1
0.51	0.458 ± 0.050	BOSS	1607.03155v1
0.61	0.436 ± 0.043	BOSS	1607.03155v1
0.60	0.55 ± 0.12	VIPERS	1612.05645v3
0.86	0.40 ± 0.11	VIPERS	1612.05645v3
1.52	0.426 ± 0.077	SDSS	1801.03062
0.85	0.35 ± 0.10		2007.09009
0.60	0.48 ± 0.12	VIPERS	1612.05647
0.86	0.48 ± 0.10	VIPERS	1612.05647

Table 3: S_8

S_8	Survey	ArXiv Reference
0.784 ± 0.013	DES	2110.10141
$0.759^{+0.024}_{-0.021}$	KiDS-1000	2007.15633
$0.759^{+0.025}_{-0.023}$	DES-Y3	2105.13543
$0.795^{+0.049}_{-0.042}$	HSC-BOSS	2111.02419
$0.7781^{+0.0094}_{-0.0094}$	KiDS-DES	2105.12108
$0.766^{+0.020}_{-0.014}$	KiDS-1000	2007.15632
$0.776^{+0.017}_{-0.017}$	DES-Y3	2105.13549
$0.751^{+0.039}_{-0.039}$	BOSS DR12	2112.04515
$0.720^{+0.042}_{-0.042}$	BOSS+eBOSS	2106.12580
$0.736^{+0.051}_{-0.051}$	BOSS	2110.05530
$0.73^{+0.03}_{-0.03}$	DELS	2111.09898
$0.784^{+0.015}_{-0.015}$	unWISE	2105.03421
$0.78^{+0.04}_{-0.04}$	KiDS-DR3	2012.12273