

RIS-Aided Communications over Dirty MAC: Capacity Region and Outage Probability

Farshad Rostami Ghadi and F. Javier López-Martínez

Abstract—We characterize the capacity region of a two-user multiple access channel (MAC) in a reconfigurable intelligent surface (RIS)-aided communication system with side information (SI) at the transmitters. We consider two uplink communication scenarios: (i) a double dirty MAC where the interferences are known non-causally to both users; and (ii) a single dirty MAC model where only one of the users knows the interference and the other one is not aware of the interference. Considering that each of the users is assisted by a different RIS with M_i elements, we derive closed-form expressions for the capacity region and the outage probability (OP) for both system models. Results show that the use of RISs is beneficial to extend the capacity region and improve the OP in both scenarios.

Index Terms—Reconfigurable intelligent surface, multiple access channels, side information, capacity region, outage probability.

I. INTRODUCTION

Reconfigurable intelligent surfaces (RISs) have been recently introduced as a promising approach for future wireless communication networks due to their capability to enhance coverage area and provide high spectral/energy efficiency [1]. Specifically, an RIS is an artificial metasurface with a large number of low-cost passive reflecting elements, where each element can independently introduce a phase shift on the reflected signal. By smartly adjusting the phase shifts induced by all the reflecting elements, the RIS can adaptively control the wireless signal propagation environment to maximize the desired signal quality. Therefore, the achievable rate and reliability of the corresponding transmission, which are momentous challenges in designing sixth-generation (6G) technology, are improved. On the other hand, the use of side information (SI) at the transmitter has the potential to help meet the reliability constraint in future wireless networks, since such knowledge (e.g., either channel state information (CSI) or interference awareness) can be leveraged to intelligently encode their information. Considering SI at the transmitters in multi-user systems can reduce the destructive effects of the interference and provide reliable communication at higher rates [2]–[4]. Hence, investigation of the RIS-aided communication systems in the presence of SI at transmitters can be worthy of attention.

In the last years, intense research activities have been mostly focused on the phase shift design and performance analysis

of RIS in various single-user [5]–[8] and multi-user [9]–[14] scenarios. On the contrary, information-theoretic aspects of RIS communications have been scarcely addressed in the literature. In this regard, the capacity characterization for RIS-aided multiple-input multiple-output (MIMO) systems in a single-user setup was investigated in [15], [16], while the *capacity region* for more complex RIS-aided multi-user systems was only studied in [17]. The authors in [17] considered a two-user *clean*¹ multiple access channel (MAC), where users send independent messages to a common receiver aided by reflecting elements of RIS. By proposing two strategies for RIS location, they provided capacity and achievable rate regions with practical orthogonal multiple access (OMA) schemes such as time-division multiple access (TDMA) and frequency-division multiple access (FDMA), and showing that RISs significantly improve the system performance.

To the best of the authors' knowledge, the role of SI in RIS-assisted multiple access communications remains an open challenge. For this purpose and motivated by the potential of RIS and SI approaches in providing more reliable communications for the next generation of wireless networks, we extend the RIS-aided two-user clean MAC considered in [17] to the RIS-aided two-user *dirty* MAC model by assuming known SI at the transmitters. In particular, we consider two uplink communication scenarios under RIS deployment, i.e., a doubly dirty MAC where the interferences are known non-causally to both users; and a single dirty MAC model where only one of the users knows the interference and the other one is not aware of the interference. By considering two separate RIS with M_i reflecting elements near to each user, we derive the capacity region for both doubly and single dirty MAC models, and derive closed-form expressions for the outage probability.

II. SYSTEM MODEL

A. Doubly dirty MAC

We consider a wireless two-user MAC with known interferences S_i , $i \in \{1, 2\}$ as shown in Fig. 1(a), where two single-antenna users u_i that are sufficiently far apart from each other aim to send independent inputs X_i to a common single-antenna receiver r , respectively. We assume that the interference signals S_i with variances Q_i ($S_i \sim \mathcal{N}(0, Q_i)$) are known non-causally to the transmitters of users u_i , respectively, and the inputs X_i sent by users u_i over the channels are subjected to the average power constraint as $\mathbb{E}[|X_i|^2] \leq P_i$, respectively. Furthermore, in order to improve communication rates, we consider two RISs that contain $M_i \geq 1$ passive reflecting elements in the vicinity of user u_i . Each RIS element is designed to be able to induce an independent phase

¹i.e., without side information at the transmitters

Manuscript received XX August, 2022. This work was funded in part by Junta de Andalucía, the European Union and the European Fund for Regional Development FEDER through grants P18-RT-3175 and EMERGIA20-00297, and in part by MCIN/AEI/10.13039/501100011033 through grant PID2020-118139RB-I00. The review of this paper was coordinated by XXXX.

The authors are with the Communications and Signal Processing Lab, Telecommunication Research Institute (TELMA), Universidad de Málaga, Málaga, 29010, (Spain). F.J. López Martínez is also with the Dept. Signal Theory, Networking and Communications, University of Granada, 18071, Granada (Spain). (e-mail: farshad@ic.uma.es, fjlm@ugr.es).

Digital Object Identifier 10.1109/XXX.2021.XXXXXXX

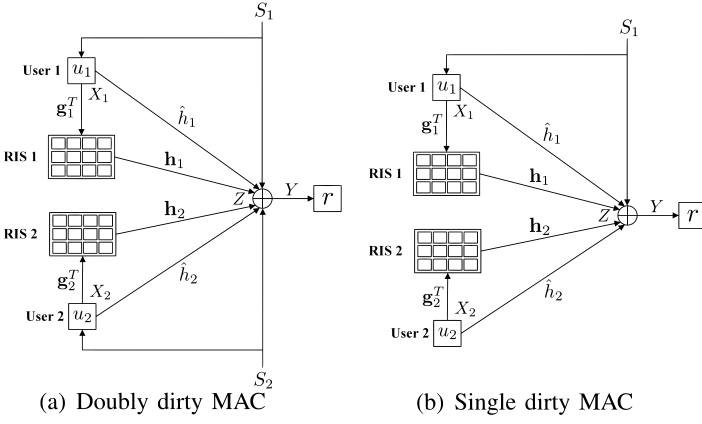


Fig. 1. RIS-aided two-user multiple access communication systems.

shift to the incident signal for collaboratively altering the effective channels between the users and the receiver. Given the assumption that the users are sufficiently far apart, we suppose that the signal transmitted by user u_i and reflected by the serving RIS to user u_j , $i \neq j$, is negligible at the receiver r due to the severe path-loss. Therefore, the equivalent channel observed by receiver r from the i -th user includes the direct link from user u_i and the reflected link by its serving RIS. We also assume perfect CSI availability so that RISs phase shifts are optimally configured. Under such assumptions, the received signal Y at the receiver r can be defined as:

$$Y = \sum_{i=1}^2 \left[\tilde{h}_i(\Phi_i) X_i + S_i \right] + Z, \quad (1)$$

$$= \sum_{i=1}^2 \left[\left(\hat{h}_i + \mathbf{g}_i^T \Phi_i \mathbf{h}_i \right) X_i + S_i \right] + Z, \quad (2)$$

where $\tilde{h}_i(\Phi_i)$ and $\hat{h}_i \in \mathbb{R}$ denote the effective channel and the baseband direct channel from user u_i to the receiver r , respectively. The terms Z defines the Additive White Gaussian Noise (AWGN) with zero mean and variance N ($Z \sim \mathcal{CN}(0, N)$) at the receiver r and $\Phi_i \in \mathbb{R}^{M_i \times M_i}$ is the adjustable response induced by the m -th reflecting meta-surface of the i -th RIS. For the sake of simplicity, we assume that the RISs do not induce attenuation to the signal i.e., $|\phi_{im}| = 1, \forall m \in \mathcal{M}_i \in \{1, \dots, M_i\}$, which is defined as:

$$\Phi_i = \text{diag} \left(\left[e^{j\varphi_{i1}}, e^{j\varphi_{i2}}, \dots, e^{j\varphi_{iM_i}} \right] \right). \quad (3)$$

The vector $\mathbf{h}_i \in \mathbb{R}^{M_i \times 1}$ contains the channel gains from user u_i to each element of its serving (nearby) RIS and vector $\mathbf{g}_i^T \in \mathbb{R}^{1 \times M_i}$ includes the channel gains from each element of its serving RIS to the common receiver r , which are given by $\mathbf{h}_i = [h_{i1} e^{-j\theta_{i1}}, h_{i2} e^{-j\theta_{i2}}, \dots, h_{iM_i} e^{-j\theta_{iM_i}}]^T$ and $\mathbf{g}_i = [g_{i1} e^{-j\psi_{i1}}, g_{i2} e^{-j\psi_{i2}}, \dots, g_{iM_i} e^{-j\psi_{iM_i}}]^T$, where h_{iM_i} and g_{iM_i} are the amplitudes of the corresponding channel gains, and $e^{-j\theta_{iM_i}}$ and $e^{-j\psi_{iM_i}}$ denote the phase of the corresponding links.

B. Single dirty MAC

Here, we consider a wireless MAC that includes a single dirty user and helper problem as shown in Fig. 1(b), where only user u_1 knows the interference S_1 and user u_2 has no awareness of the interference. In this asymmetric scenario, user

u_2 aims to send the message to the receiver r at its maximum rate with the help of user u_1 , where user u_1 does not send any message in this case. Thus, for this considered model, the received signal Y at the receiver r can be expressed as:

$$Y = \sum_{i=1}^2 \tilde{h}_i(\Phi_i) X_i + S_1 + Z, \quad (4)$$

$$= \sum_{i=1}^2 \left(\hat{h}_i + \mathbf{g}_i^T \Phi_i \mathbf{h}_i \right) X_i + S_1 + Z. \quad (5)$$

III. CAPACITY REGION

In this section, we characterize the capacity region of doubly/single dirty MAC in the presence of strong interferences under RIS consideration, which constitutes the achievable rate-pair (R_1, R_2) .

A. Doubly Dirty MAC

Note that under RIS reflection coefficients (i.e., phase shifts) $\{\Phi_i\}$, the equivalent channels observed by receiver r from users u_i over doubly dirty MAC are determined by $\{\tilde{h}_i(\Phi_i)\}$ as per (2), and the instantaneous capacity region $C(\{\Phi_i\})$ of the two-user doubly dirty MAC with coherent receiver (fading coefficients $\{\tilde{h}_i(\Phi_i)\}$ are known at the receiver) under strong interference condition (i.e., $Q_i \rightarrow \infty$) is a triangle region [3] including rate pairs that satisfy the following constraint:

$$R_1 + R_2 \leq \log_2 \left(1 + \min \left\{ \frac{P_1 |\tilde{h}_1(\Phi_1)|^2}{N}, \frac{P_2 |\tilde{h}_2(\Phi_2)|^2}{N} \right\} \right), \quad (6)$$

where by flexibly modeling the RIS reflection coefficients $\{\Phi_i\}$, any rate pair within the union set of $C^D(\{\Phi_i\})$ over all possible $\{\Phi_i\}$ can be obtained. Therefore, the capacity region of doubly dirty MAC under strong interference scenario and RIS deployment is defined as the convex hull of such a union set:

$$C^D \triangleq \text{Conv} \left(\bigcup_{\{\Phi_i\} \in \mathcal{A}} C^D(\{\Phi_i\}) \right), \quad (7)$$

where $\mathcal{A} \triangleq \{\{\Phi\} : |\phi_{im}| = 1, \forall i, m\}$ is the feasible set of $\{\Phi_i\}$.

In order to determine the closed-form expression of the capacity region for the considered doubly dirty MAC, we first define the effective channel gain for each user u_i as follows:

$$|\tilde{h}_i(\Phi_i)| = \left| \hat{h}_i + \sum_{m=1}^{M_i} g_{im} \phi_{im} h_{im} \right|, \quad (8)$$

$$= \left| \hat{h}_i + \sum_{m=1}^{M_i} g_{im} h_{im} e^{j(\varphi_{im} - \theta_{im} - \psi_{im})} \right|, \quad (9)$$

$$\stackrel{(a)}{=} \left| \hat{h}_i \right| + \left| \sum_{m=1}^{M_i} g_{im} h_{im} \right| \triangleq \tilde{h}_{i,V}, \quad (10)$$

where (a) follows from assuming perfect CSI for RIS configuration, which enables ideal phase shifting (i.e., $\varphi_{im} = \theta_{im} + \psi_{im}$). Now, we present the following theorem that determine the closed-form capacity region of doubly dirty MAC under RIS deployment.

Theorem 1. *The capacity region of the RIS-aided doubly dirty MAC under strong interference scenario is given by*

$$C^D = \{(R_1, R_2) : R_1 + R_2 \leq R_{1,2}^D\}, \quad (11)$$

where $R_{1,2}^D \triangleq \log_2 \left(1 + \min \left\{ \frac{P_1 \tilde{h}_{1,v}}{N}, \frac{P_2 \tilde{h}_{2,v}}{N} \right\} \right)$.

Proof. By noting that the capacity region in (11) is an achievable rate region with $\{\Phi_i\}$ in (10) and also provides a convex outer bound for all achievable $C^D(\{\Phi_i\})$ in (6), the proof is completed. \square

B. Single Dirty MAC

Here, we provide the closed-form capacity region of single dirty MAC under RIS deployment. It is worth noting that since we consider the strong interference scenario, the MAC with a single (strong) dirty user is *not* an specific case of the doubly dirty MAC with strong interferences [3]. By considering RIS reflection coefficient $\{\Phi_i\}$, the effective channel observed by receiver r from user u_2 over single dirty MAC is given by $\tilde{h}_2(\Phi_2)$, and the instantaneous capacity region $C^S(\{\Phi_i\})$ of the single dirty MAC with coherent receiver under strong interference case (i.e., $Q_1 \rightarrow \infty$) is a triangle/quadrilateral region consisting of rate pairs that satisfy the following constraints:

$$R_2 \leq \log_2 \left(1 + \min \left\{ \frac{P_1 |\tilde{h}_1(\Phi_1)|^2}{N}, \frac{P_2 |\tilde{h}_2(\Phi_2)|^2}{N} \right\} \right), \quad (12)$$

$$R_2 + R_1 \leq \log_2 \left(\frac{P_1 |\tilde{h}_1(\Phi_1)|^2}{N} \right), \quad (13)$$

where similar to the doubly dirty MAC, any rate pair within the union set of $C^S(\{\Phi_i\})$ over all feasible $\{\Phi_i\}$ can be achieved by flexibly designing the RIS reflection coefficients $\{\Phi_i\}$. Thus, the capacity region of single dirty MAC under strong interference case and RIS deployment is defined as the convex hull of such a union set given in (7). Now, exploiting the effective channel gain for each user u_i given in (9), and setting the phase shift as $\varphi_{im} = \theta_{im} + \psi_{im}$, we present the following theorem to determine the closed-form capacity region of single dirty MAC under RIS deployment.

Theorem 2. *The capacity region of the RIS-aided single dirty MAC under strong interference scenario is given by*

$$C^S = \{(R_1, R_2) : R_2 \leq R_2^S, R_1 + R_2 \leq R_{1,2}^S\}, \quad (14)$$

where $R_2^S \triangleq \log_2 \left(1 + \min \left\{ \frac{P_1 \tilde{h}_{1,v}}{N}, \frac{P_2 \tilde{h}_{2,v}}{N} \right\} \right)$ and $R_{1,2}^S = \log_2 \left(1 + \frac{P_1 \tilde{h}_{1,v}}{N} \right)$.

Proof. Similar to the proof of Theorem 1, by noting the fact that the capacity region in (14) provides a convex outer bound for all achievable $C^S(\{\Phi_i\})$ in (12) and (13), the proof is completed. \square

IV. OUTAGE PROBABILITY

In this section, by exploiting the capacity regions that we obtained in Section III, we derive the closed-form expression of the OP for both doubly and single dirty MAC models under RIS deployment.

OP is a typical performance measure for communication systems operating over fading channels and it is defined as

the probability that the channel capacity is less than a certain information rate $R_t > 0$: $P_o \triangleq \Pr(C \leq R_t)$. In order to obtain the OP for the considered system models, we first need to characterize the signal-to-noise ratio (SNR) distributions. To this end, we assume that all the channels undergo Rayleigh fading and the channel gains follow the complex Gaussian distribution with zero mean and unit variance. We also suppose that \hat{d}_i defines the distance between user u_i and the receiver r , \bar{d}_i represents the distance between user u_i and its serving RIS, and \tilde{d}_i denotes the distance between the serving RIS to the i -th user and the receiver r . Thus, by considering the effective channel after setting ideal shift phase (i.e., $\tilde{h}_{i,v}$), the instantaneous SNRs at the receiver r from users u_i can be expressed as:

$$\gamma_i \approx \frac{P_i |\hat{h}_i|^2}{\hat{d}_i^{\hat{\alpha}} N} + \frac{P_i \left| \sum_{m=1}^{M_i} g_{im} h_{im} \right|^2}{\bar{d}_i^{\bar{\alpha}} \tilde{d}_i^{\tilde{\alpha}} N} = \hat{\gamma}_i |\hat{h}_i|^2 + \tilde{\gamma}_i H_i^2, \quad (15)$$

where $\hat{\alpha}$, $\bar{\alpha}$, and $\tilde{\alpha}$ denote the corresponding path-loss exponents, and $\hat{\gamma}_i$ and $\tilde{\gamma}_i$ are the average SNRs associated to the direct and through-RIS paths, respectively. Since g_{im} and h_{im} are independent Rayleigh random variables (RVs), the mean value and the variance of their product are $\mathbb{E}(g_{im} h_{im}) = \pi/4$ and $\text{Var}(g_{im} h_{im}) = 1 - \pi^2/16$, respectively. According to the central limit theorem (CLT), H_i converges to a Gaussian distributed RV with mean value $\mathbb{E}(H_i) = M_i \pi/4$ and variance $\text{Var}(H_i) = M_i (1 - \pi^2/16)$ for a sufficiently large number of reflecting meta-surfaces, i.e., $M_i \gg 1$. Thus, H_i^2 is a non-central chi-square RV with one degree of freedom and has the probability density function (PDF) as $f_{H_i^2}(h_i^2) = \frac{\lambda_i}{\sqrt{h_i^2}} e^{-\zeta_i h_i^2} I_{-\frac{1}{2}} \left(\sigma \sqrt{h_i^2} \right)$, where $\lambda_i = \frac{4\sqrt{\pi M_i} e^{-\frac{M_i \pi^2}{2(16-\pi^2)}}}{M_i (16-\pi^2)}$, $\zeta_i = \frac{8h_i^2}{M_i (16-\pi^2)}$, $\sigma = \frac{4\pi}{16-\pi^2}$, and $I_\zeta(\cdot)$ denotes the modified Bessel function of the first kind [18]. However, for ease of calculations in deriving the OP, we exploit the flexible approach provided in [19] to express the PDF of H_i^2 . Hence, $f_{H_i^2}(h_i^2)$ can be re-written as:

$$f_{H_i^2}(h_i^2) = \sum_{l=1}^L \beta_{il} x^{\kappa_l - 1} e^{-\zeta_i h_i^2}, \quad (16)$$

where $\beta_{il} = \frac{\lambda_i (\sigma/2)^{2l-5/2}}{(l-1)! \Gamma(l-1/2)}$, $\kappa_l = l - 1/2$, L is the number of terms, and $\Gamma(\cdot)$ denotes the gamma function. So, the cumulative distribution function (CDF) of γ_i can be defined as:

$$F_{\gamma_i}(\gamma_i) = \Pr \left(\hat{\gamma}_i |\hat{h}_i|^2 + \tilde{\gamma}_i H_i^2 \leq \gamma_i \right), \quad (17)$$

$$= \int_0^\infty \int_0^{\frac{\gamma_i - \tilde{\gamma}_i h_i^2}{\hat{h}_i^2}} f_{|\hat{h}_i|^2}(|\hat{h}_i|^2) f_{H_i^2}(h_i^2) d|\hat{h}_i|^2 dh_i^2. \quad (18)$$

Now, by considering Rayleigh distribution for $|\hat{h}_i|^2$, inserting (16) into (18), and computing the integral, $F_{\gamma_i}(\gamma_i)$ can be determined as [8]:

$$F_{\gamma_i}(\gamma_i) = \sum_{l=1}^L \frac{\beta_{il}}{\zeta_i^{\kappa_l}} \gamma \left(\kappa_l, \frac{\gamma_i \zeta_i}{\tilde{\gamma}_i} \right) e^{-\frac{\gamma_i}{\tilde{\gamma}_i}} \sum_{l=1}^L \frac{\beta_{il} \tilde{\gamma}_i^{\kappa_l}}{\omega_i^{\kappa_l}} \gamma(\kappa_l, \omega_i \gamma_i), \quad (19)$$

$$P_o^D = 1 - \left(1 - \sum_{l=1}^L \frac{\beta_{1l}}{\zeta_1^{\kappa_l}} \gamma \left(\kappa_l, \frac{\gamma_t^D \zeta_1}{\tilde{\gamma}_1} \right) + e^{-\frac{\gamma_t^D}{\tilde{\gamma}_1}} \sum_{l=1}^L \frac{\beta_{1l} \tilde{\gamma}_1^{\kappa_l}}{\omega_1^{\kappa_l}} \gamma \left(\kappa_l, \omega_1 \gamma_t^D \right) \right) \left(1 - \sum_{l=1}^L \frac{\beta_{2l}}{\zeta_2^{\kappa_l}} \gamma \left(\kappa_l, \frac{\gamma_t^D \zeta_2}{\tilde{\gamma}_2} \right) + e^{-\frac{\gamma_t^D}{\tilde{\gamma}_2}} \sum_{l=1}^L \frac{\beta_{2l} \tilde{\gamma}_2^{\kappa_l}}{\omega_2^{\kappa_l}} \gamma \left(\kappa_l, \omega_2 \gamma_t^D \right) \right). \quad (24)$$

$$P_{o1}^S = 1 - \left(1 - \sum_{l=1}^L \frac{\beta_{1l}}{\zeta_1^{\kappa_l}} \gamma \left(\kappa_l, \frac{\gamma_2^S \zeta_1}{\tilde{\gamma}_1} \right) + e^{-\frac{\gamma_2^S}{\tilde{\gamma}_1}} \sum_{l=1}^L \frac{\beta_{1l} \tilde{\gamma}_1^{\kappa_l}}{\omega_1^{\kappa_l}} \gamma \left(\kappa_l, \omega_1 \gamma_2^S \right) \right) \left(1 - \sum_{l=1}^L \frac{\beta_{2l}}{\zeta_2^{\kappa_l}} \gamma \left(\kappa_l, \frac{\gamma_2^S \zeta_2}{\tilde{\gamma}_2} \right) + e^{-\frac{\gamma_2^S}{\tilde{\gamma}_2}} \sum_{l=1}^L \frac{\beta_{2l} \tilde{\gamma}_2^{\kappa_l}}{\omega_2^{\kappa_l}} \gamma \left(\kappa_l, \omega_2 \gamma_2^S \right) \right). \quad (29)$$

where $\omega_i = \frac{\zeta_i(\tilde{\gamma}_i - \tilde{\gamma}_i)}{\tilde{\gamma}_i \tilde{\gamma}_i}$, and $\gamma(\cdot, \cdot)$ is the lower incomplete gamma function. By definition, the PDF of γ_i can be achieved as:

$$f_{\gamma_i}(\gamma_i) = \sum_{l=1}^L \beta_{il} \left(\frac{\gamma_i}{\tilde{\gamma}_i} \right)^{\kappa_l - 1} \left(e^{-\frac{\zeta_i \gamma_i}{\tilde{\gamma}_i}} - e^{-\omega_i \gamma_i} \right). \quad (20)$$

A. Doubly Dirty MAC

Now, by exploiting the capacity region that given in (11), we define the OP for doubly dirty MAC under RIS deployment as:

$$P_o^D = \Pr(C^D \leq R_t^D), \quad (21)$$

$$= \Pr(\log_2(1 + \min\{\gamma_1, \gamma_2\}) \leq R_t^D), \quad (22)$$

$$= 1 - \bar{F}_{\gamma_1}(\gamma_t^D) \bar{F}_{\gamma_2}(\gamma_t^D), \quad (23)$$

where $\bar{F}_{\gamma_i}(\gamma_t^D) = 1 - F_{\gamma_i}(\gamma_t^D)$ is the complementary CDF of γ_i and $\gamma_t^D = 2^{R_t^D} - 1$. Consequently, by plugging $F_{\gamma_i}(\gamma_t^D)$ from (19) into (23), the OP for doubly dirty MAC is determined as (24).

B. Single Dirty MAC

Here, by considering the capacity region provided in (14), we express the OP for single dirty MAC under RIS deployment as:

$$P_o^S = \rho P_{o1}^S + (1 - \rho) P_{o2}^S, \quad (25)$$

where $0 \leq \rho \leq 1$ is the event probability. P_{o1}^S can be determined as:

$$P_{o1}^S = \Pr(C^S \leq R_2^S), \quad (26)$$

$$= \Pr(\log_2(1 + \min\{\gamma_1, \gamma_2\}) \leq R_2^S), \quad (27)$$

$$= 1 - \bar{F}_{\gamma_1}(\gamma_2^S) \bar{F}_{\gamma_2}(\gamma_2^S), \quad (28)$$

where $\gamma_2^S = 2^{R_2^S} - 1$. Now, by inserting $F_{\gamma_i}(\gamma_2^S)$ into (28), P_{o1}^S is given by (29). The sum-rate OP P_{o2}^S can be also expressed as:

$$P_{o2}^S = \Pr(C^S \leq R_1^S) = \Pr(\log_2(1 + \gamma_1) \leq R_1^S), \quad (30)$$

$$= F_{\gamma_1}(\gamma_1^S), \quad (31)$$

where $\gamma_1^S = 2^{R_1^S} - 1$. By substituting (19) into (31), P_{o2}^S is achieved as follows:

$$P_{o2}^S = \sum_{l=1}^L \frac{\beta_{1l}}{\zeta_1^{\kappa_l}} \gamma \left(\kappa_l, \frac{\gamma_1^S \zeta_1}{\tilde{\gamma}_1} \right) - e^{-\frac{\gamma_1^S}{\tilde{\gamma}_1}} \sum_{l=1}^L \frac{\beta_{1l} \tilde{\gamma}_1^{\kappa_l}}{\omega_1^{\kappa_l}} \gamma \left(\kappa_l, \omega_1 \gamma_1^S \right), \quad (32)$$

Finally, by inserting P_{o1}^S and P_{o2}^S into (25), P_o^S is obtained as (33).

V. NUMERICAL RESULTS

In this section, we present the numerical results to validate the theoretical expressions previously derived, which are double-checked in all instances with Monte Carlo (MC) simulations. For this purpose, we first suppose that the common receiver r is located at $(0, 0, 6)$ under a three-dimensional coordinate system. We also consider that users u_1 and u_2 are placed at $(\check{d}_1, 0, 1)$ and $(-\check{d}_2, 0, 1)$, and the corresponding RISs are located at the $(\check{d}_1, 0, 2)$ and $(-\check{d}_2, 0, 2)$, respectively, where \check{d}_i denotes the horizontal distance between i -th user and the receiver r . We set the path-loss exponents as $\hat{\alpha} = 3$ for the direct channel \hat{h}_i from user u_i to the receiver r , $\bar{\alpha} = 3$ for the channels \mathbf{h}_i from user u_i to its serving RIS, and $\tilde{\alpha} = 3.5$ for the reflected channels from the respective RIS to the receiver r . Fig. 2 shows the capacity region of doubly/single dirty MAC under Rayleigh fading channels with and without RIS deployment. In all three curves, it can be seen that considering RIS in both models provides a larger capacity region as compared with no RIS deployment since the RIS can improve the channel quality when phase processing is used. We can also see that increasing the number of reflecting meta-surface elements M_i improves the capacity region for both doubly and single dirty MAC models. Fig. 3 illustrates the behavior of the OP in terms of the average SNR $\tilde{\gamma}_1$ for doubly/single dirty MAC with and without RIS deployment, where the channels suffer from Rayleigh fading. It is clearly seen that applying the RIS improves the system performance in terms of the OP for both doubly and single dirty MAC system models in all curves since the RIS provides a higher received SNR under phase processing usage. As expected, we also observe that as the number of meta-surface elements M_i grows, the OP performance significantly improves.

VI. CONCLUSION

We analyzed the capacity region of the two-user MAC in the presence of non-casualy known SI at the transmitters under RIS deployment. For each of the investigated scenarios, namely doubly dirty MAC where both users know the interferences and single dirty MAC where interference is only known for one of the users, results show that considering RIS in dirty MAC has constructive effects on the capacity region and the OP performance, i.e., provides a larger capacity region and a lower OP.

REFERENCES

- [1] E. Basar, M. Di Renzo, J. De Rosny, M. Debbah, M.-S. Alouini, and R. Zhang, "Wireless communications through reconfigurable intelligent surfaces," *IEEE Access*, vol. 7, pp. 116 753–116 773, 2019.
- [2] S. Jafar, "Capacity with causal and noncausal side information: A unified view," *IEEE Trans. Inf. Theory*, vol. 52, no. 12, pp. 5468–5474, 2006.

$$P_o^S = \rho \left[1 - \left(1 - \sum_{l=1}^L \frac{\beta_{1l}}{\zeta_1^{\kappa_l}} \gamma \left(\kappa_l, \frac{\gamma_2^S \zeta_1}{\tilde{\gamma}_1} \right) + e^{-\frac{\gamma_2^S}{\tilde{\gamma}_1}} \sum_{l=1}^L \frac{\beta_{1l} \tilde{\gamma}_1^{\kappa_l}}{\omega_1^{\kappa_l}} \gamma \left(\kappa_l, \omega_1 \gamma_2^S \right) \right) \left(1 - \sum_{l=1}^L \frac{\beta_{2l}}{\zeta_2^{\kappa_l}} \gamma \left(\kappa_l, \frac{\gamma_2^S \zeta_2}{\tilde{\gamma}_2} \right) + e^{-\frac{\gamma_2^S}{\tilde{\gamma}_2}} \sum_{l=1}^L \frac{\beta_{2l} \tilde{\gamma}_2^{\kappa_l}}{\omega_2^{\kappa_l}} \gamma \left(\kappa_l, \omega_2 \gamma_2^S \right) \right) \right] + (1 - \rho) \left[\sum_{l=1}^L \frac{\beta_{1l}}{\zeta_1^{\kappa_l}} \gamma \left(\kappa_l, \frac{\gamma_1^S \zeta_1}{\tilde{\gamma}_1} \right) - e^{-\frac{\gamma_1^S}{\tilde{\gamma}_1}} \sum_{l=1}^L \frac{\beta_{1l} \tilde{\gamma}_1^{\kappa_l}}{\omega_1^{\kappa_l}} \gamma \left(\kappa_l, \omega_1 \gamma_1^S \right) \right]. \quad (33)$$

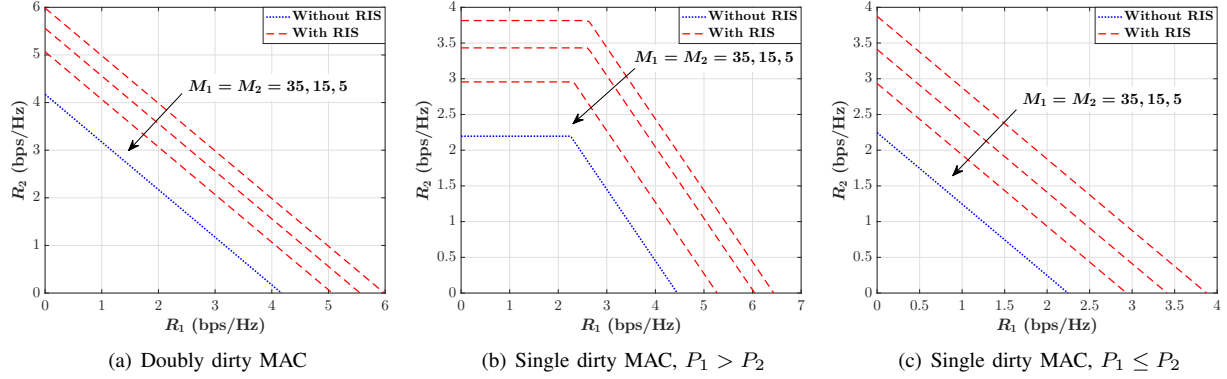


Fig. 2. Capacity region for doubly/single dirty MAC under RIS deployment when $N = -10\text{dBm}$, $\tilde{d}_1 = \tilde{d}_2 = 20\text{m}$, and (a) $P_1 = P_2 = 60\text{dBm}$; (b) $P_1 = 45\text{dBm}$, $P_2 = 60\text{dBm}$; (c) $P_1 = 60\text{dBm}$, $P_2 = 45\text{dBm}$.

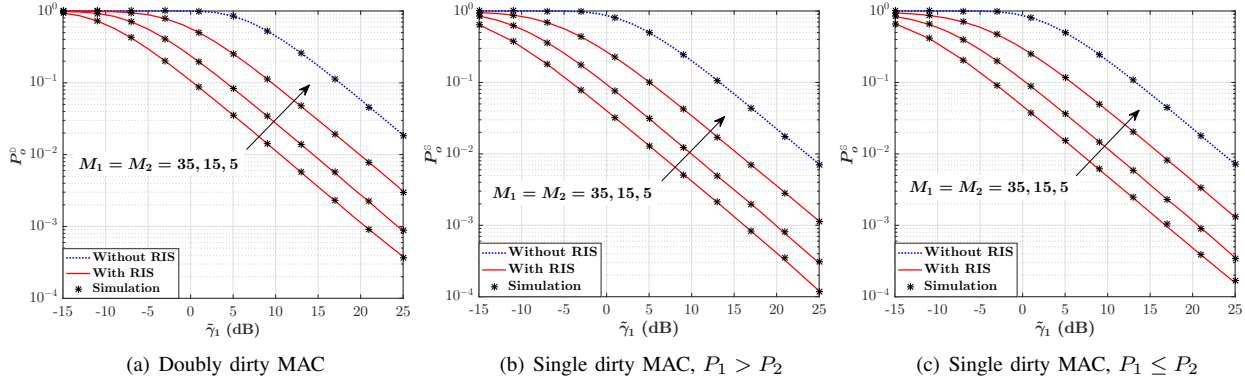


Fig. 3. OP versus average SNR $\tilde{\gamma}_1$ for doubly/single dirty MAC under RIS deployment when $\tilde{\gamma}_2 = \tilde{\gamma}_1$, $R_t^D = 1\text{bps/Hz}$, $R_t^S = 1\text{bps/Hz}$, $R_2^S = 0.5\text{bps/Hz}$, $N = 10\text{dBm}$, and (a) $P_1 = P_2 = 50\text{dBm}$; (b) $P_1 = 50\text{dBm}$, $P_2 = 40\text{dBm}$; (c) $P_1 = 40\text{dBm}$, $P_2 = 50\text{dBm}$.

- [3] T. Philosof, R. Zamir, U. Erez, and A. J. Khisti, "Lattice strategies for the dirty multiple access channel," *IEEE Trans. Inf. Theory*, vol. 57, no. 8, pp. 5006–5035, 2011.
- [4] F. R. Ghadi, G. A. Hodtani, and F. J. López-Martínez, "The role of correlation in the doubly dirty fading MAC with side information at the transmitters," *IEEE Wirel. Commun. Lett.*, vol. 10, no. 9, pp. 2070–2074, 2021.
- [5] J. Ye, S. Guo, and M.-S. Alouini, "Joint reflecting and precoding designs for SER minimization in reconfigurable intelligent surfaces assisted MIMO systems," *IEEE Trans. Wireless Commun.*, vol. 19, no. 8, pp. 5561–5574, 2020.
- [6] M. Cui, G. Zhang, and R. Zhang, "Secure wireless communication via intelligent reflecting surface," *IEEE Wirel. Commun. Lett.*, vol. 8, no. 5, pp. 1410–1414, 2019.
- [7] Y. Ai, A. Felipe, L. Kong, M. Cheffena, S. Chatzinotas, and B. Ottersten, "Secure vehicular communications through reconfigurable intelligent surfaces," *IEEE Trans. Veh. Technol.*, vol. 70, no. 7, pp. 7272–7276, 2021.
- [8] L. Yang, J. Yang, W. Xie, M. O. Hasna, T. Tsiftsis, and M. Di Renzo, "Secrecy performance analysis of RIS-aided wireless communication systems," *IEEE Trans. Veh. Technol.*, vol. 69, no. 10, pp. 12 296–12 300, 2020.
- [9] X. Mu, Y. Liu, L. Guo, J. Lin, and R. Schober, "Joint deployment and multiple access design for intelligent reflecting surface assisted networks," *IEEE Trans. Wireless Commun.*, vol. 20, no. 10, pp. 6648–6664, 2021.
- [10] G. Zhou, C. Pan, H. Ren, K. Wang, and A. Nallanathan, "Intelligent reflecting surface aided multigroup multicast MISO communication systems," *IEEE Trans. Signal Process.*, vol. 68, pp. 3236–3251, 2020.
- [11] L. Wei, C. Huang, G. C. Alexandropoulos, C. Yuen, Z. Zhang, and M. Debbah, "Channel estimation for RIS-empowered multi-user MISO wireless communications," *IEEE Trans. Commun.*, vol. 69, no. 6, pp. 4144–4157, 2021.
- [12] X. Gan, C. Zhong, C. Huang, and Z. Zhang, "RIS-Assisted Multi-User MISO Communications Exploiting Statistical CSI," *IEEE Trans. Commun.*, vol. 69, no. 10, pp. 6781–6792, 2021.
- [13] G. Xiao, T. Yang, C. Huang, X. Wu, H. Feng, and B. Hu, "Average Rate Approximation and Maximization for RIS-Assisted Multi-user MISO System," *IEEE Wirel. Commun. Lett.*, 2021.
- [14] Y. Liu, Y. Zhang, X. Zhao, S. Geng, P. Qin, and Z. Zhou, "Dynamic-controlled RIS Assisted Multi-User MISO Downlink System: Joint Beamforming Design," *IEEE Trans. Green Commun. Netw.*, 2021.
- [15] S. Zhang and R. Zhang, "Capacity characterization for intelligent reflecting surface aided MIMO communication," *IEEE J. Sel. Areas Commun.*, vol. 38, no. 8, pp. 1823–1838, 2020.
- [16] R. Karasik, O. Simeone, M. Di Renzo, and S. S. Shitz, "Beyond max-snr: Joint encoding for reconfigurable intelligent surfaces," in *2020 IEEE Int. Symp. Inf. Theory (ISIT)*. IEEE, 2020, pp. 2965–2970.
- [17] S. Zhang and R. Zhang, "Intelligent reflecting surface aided multi-user communication: Capacity region and deployment strategy," *IEEE Trans. Commun.*, vol. 69, no. 9, pp. 5790–5806, 2021.
- [18] J. G. Proakis and M. Salehi, *Digital communications*. McGraw-hill New York, 2001, vol. 4.
- [19] S. Atapattu, C. Tellambura, and H. Jiang, "A mixture gamma distribution to model the snr of wireless channels," *IEEE Trans. Wireless Commun.*, vol. 10, no. 12, pp. 4193–4203, 2011.