

Chiral phonon in the cubic system based on the Laves phase of ABi_2 ($A = K, Rb, Cs$)

Surajit Basak,^{1,*} Przemysław Piekarczyk,¹ and Andrzej Ptok^{1,†}

¹*Institute of Nuclear Physics, Polish Academy of Sciences, W. E. Radzikowskiego 152, PL-31342 Kraków, Poland*

(Dated: August 31, 2022)

AB_2 ($A = K, Rb, Cs$) compounds crystallize in the cubic Laves phase (symmetry $Fd\bar{3}m$). The geometry of the crystal structure allows the realization of chiral phonons, which are associated with the circulation of atoms around their equilibrium positions. Due to the inversion symmetry and time reversal symmetry, total pseudo-angular momentum (PAM) of the system vanishes. We show that the doping of these system can lead to a new phase with symmetry $F43m$. New systems ($KRbBi_4$ and $RbCsBi_4$) do not exhibit soft modes (are stable dynamically). Due to the inversion symmetry breaking, realized chiral phonon modes possess a non-zero total PAM. In both type of systems the chiral phonons are realized for the wavevectors at the edge of the Brillouine zone. This study explores the possibility of chiral phonon engineering via doping, and predicts two new materials. Discussing the problem opens a new way to study the phonon Hall effect.

Introduction.— Chirality, a property, which distinguishes a system from its mirror image, plays an important role in physics. In lattice dynamics, chirality can be discussed in context of the chiral phonons, i.e., vibration modes associated with the circular motion of the atoms around the equilibrium position [1]. Chiral phonons were studied in many two dimensional (2D) lattices, e.g., honeycomb lattice [1, 2], kagome lattice [3], or moiré superlattices [4]. Recently, chiral phonons were also reported in many three dimensional (3D) materials, e.g.: transition metal dichalcogenides [5–8] and their heterostructures [9–11], perovskites [12–15], graphene/hexagonal boron nitride heterostructure [16], 2D magnets ($CrBr_3$ [17] or Fe_3GeTe_2 [18]), cuprates [19], CoSn-like systems [20], ternary YAlSi compound [21], chiral systems (ABi -like compounds [22], α -HgS [23] or SiO_4 [24]), and magnetic topological insulators TBi_2Te_4 [25]. Due to their extraordinary properties (e.g., realization of the phonon Hall effect [26–33]), it has attracted a lot of theoretical and experimental attentions.

Motivation.— Chiral phonons can be characterized by the phonon circular polarization (PCP), or equivalently by the pseudo-angular momentum (PAM) [1].

Non-zero value of PCP (PAM) give information about the presence of the chiral phonons in the system [detailed discussion can be found in Supplementary Material (SM) [34]]. However, from experimental point of view, most interesting are materials, which in natural way possess a non-zero total PCP (PAM). In such cases, the strain gradient [1] or the temperature gradient [35] can be source of phonon Hall effect. The main condition to realize such systems is a broken inversion symmetry or/and time reversal symmetry [36].

In this Letter we discuss realization of the chiral phonon in the ABi_2 ($A = K, Rb, Cs$) compounds [37, 38], crystallized in the Laves phase (Fig. 1). Clean system, due to the presence of both inversion and time reversal symmetry, hosts chiral phonons with vanishing total PCP (PAM). We will show that the doped system can host chiral phonons with a non-zero total PCP (PAM), what that opens a new way to chiral phonon engineering and their experimental exploration.

In our study we used the *ab initio* techniques to study the dynamical properties of the (based and modified) systems. During the study, we theoretically calculated and analyzed the phonon dispersions. Firstly, this allows us to discuss the system stability in context of lattice dynamics. Next, study of the phonon polarization vectors allow us to explore the behavior of chiral phonons, through the calculation of PCP (detailed can be found in the SM [34]).

Calculations details.— The first-principle calculations were performed within density-functional theory (DFT) within the projector augmented-wave (PAW) method [39] implemented in the Vienna *Ab initio* Simulation Package (VASP) [40–42]. The exchange-correlation potential was obtained by the generalized gradient approximation (GGA) in the form proposed by Perdew, Burke, and Ernzerhof (PBE) [43]. We also investigated the impact of the spin-orbit coupling (SOC) [44] on the electronic structure. The energy cut-off for the plane-wave expansion was equal to 350 eV. The optimization of the conventional cell was performed using a $10 \times 10 \times 10$ Monkhorst-Pack k -grid [45]. The structures were relaxed using the conjugate gradient technique with the en-

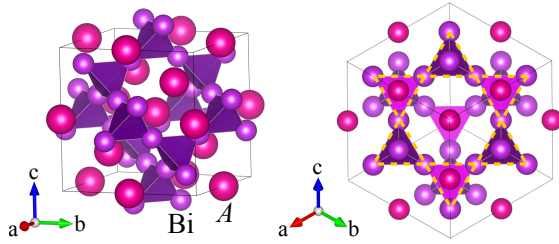


FIG. 1. (a) Conventional cell of ABi_2 in cubic Laves phase. (b) Crystall structure along (111) direction presenting kagome net (dashed red line) of corner-shared tetrahedra of Bi atoms.

* e-mail: surajit.basak@ifj.edu.pl

† e-mail: aptok@mmj.pl

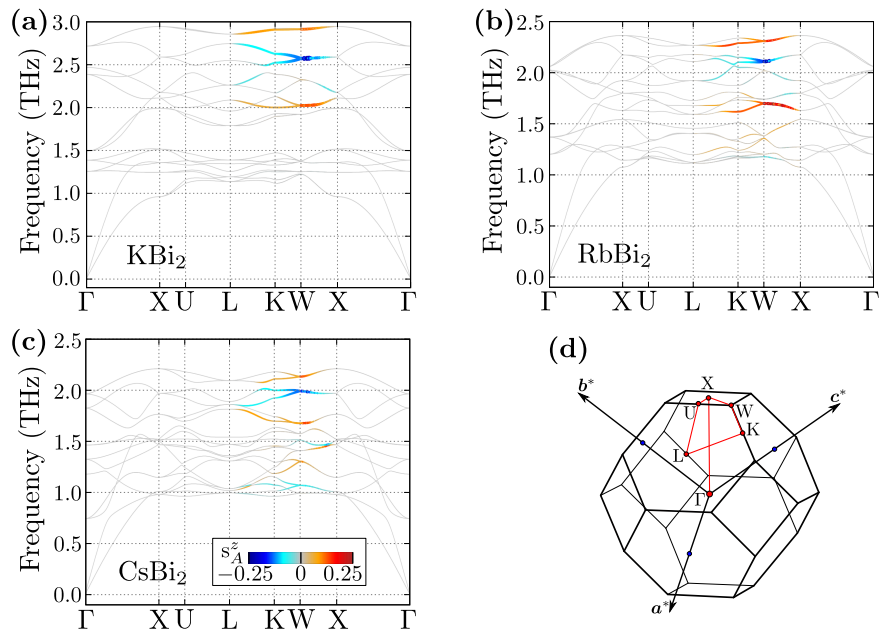


FIG. 2. Phonon dispersion for the base systems ABi_2 (as labeled), along high symmetry directions (a)–(c). Color code and linewidth correspond to the phonon circular polarization [for vibration in the plane perpendicular to the (111) direction] for one from the alkali atoms. Panel (c) presents the discussed Brillouin zone and high symmetry points.

ergy convergence criteria set at 10^{-8} eV and 10^{-6} eV for the electronic and ionic iterations, respectively (the optimized lattice constant are in excellent agreement with the experimental values [38], and are collected in Tab. S1 in the SM [34]). Symmetry of the structures were analyzed with FINDSYM [46] and SEEK-PATH [47, 48] packages.

The dynamical properties were calculated using the direct *Parlinski-Li-Kawazoe* method [49]. Under this calculation, the interatomic force constants (IFC) are found from the forces acting on atoms when an individual atom is displaced. The forces were obtained by the first-principle calculations with VASP using conventional cell, and reduced $4 \times 4 \times 4$ \mathbf{k} -grid. The phonon dispersion and polarization vectors analyses were performed using the ALAMODE software [50, 51]. The mode symmetries at the Γ point were found by the PHONOPY software [52]. Finally, the chiral phonons were studied by calculation of the PCP (for more details, see Sec. SIII in the SM [34]).

Systems characterization.— Base compounds ABi_2 ($A = K, Rb, Cs$) crystallize in the cubic Laves phase (space group $Fd\bar{3}m$, No. 227), with a pyrochlore lattice [37, 38] (left panel on Fig. 1). Alkali metals A atom and Bi atom are in high symmetric Wyckoff position $8b$ ($3/8, 3/8, 3/8$) and $16c$ ($0,0,0$), respectively. The Bi atoms form corner sharing tetrahedrons, which are intertwined with the diamond structures formed by the Rb atoms. Alternatively, the structure can be described as stacking of 3D kagome nets of Bi atoms. The Rb atoms are located above the four hexagon faces of the capped tetrahedron of the 12 Bi atoms (right panel on Fig. 1). ABi_2 , similar to the related Bi compounds (ABi or ABi_3 [53–56]), exhibit the superconducting properties [57–61].

In our study, we are focused on $KRbBi_4$ and $RbCsBi_4$, which can be realized when the one alkali atom (in primitive unit cell of the base ABi_2) is replaced by one of another type. Group analyses of these systems, after the DFT optimization procedure, show that both compounds have $F43m$ symmetry (space group No. 216). In this case, the alkali atoms are located at (non-equivalent) high symmetry Wyckoff position $4a$ ($0,0,0$) and $4c$ ($1/4, 1/4, 1/4$), while Bi atom in position $16c$ (x_{Bi}, x_{Bi}, x_{Bi}), where x_{Bi} is a free parameter (we found x_{Bi} equal to approximately $\sim 3/8$ for both compounds).

Phonon spectrum and flat band.— Let us start by giving a short description of the phonon spectrum. All of the described compounds are stable, i.e. the phonon spectrum do not exhibit imaginary frequencies. Exact analyses of the partial phonon density of states (Fig. S1 in the SM [34]) clearly show a decrease in the frequencies of vibrations related to the alkali metal, during substitution $K \rightarrow Rb \rightarrow Cs$, due to the increasing masses of the atoms. Similar property is observed for the breathing mode of the Bi atoms tetrahedra. This non-degenerate mode (with symmetry A_{2u} for $Fd\bar{3}m$ phase, and symmetry A_1 for $F43m$ phase) shows an unusual decrease in frequency from ~ 2.5 THz for KBi_2 to ~ 1.2 THz for $CsBi_2$ (see Tab. S2 in the SM [34]). At the same time, oscillations of the heavy Bi atoms are mostly realized in the intermediate range of frequencies (approximately, between 1 THz and 1.75 THz).

For the compounds with “light” alkali atoms (KBi_2 and $KRbBi_4$), the separation of the modes in the frequency domain is observed – the modes related to the alkali atoms are mostly observed at the higher frequen-

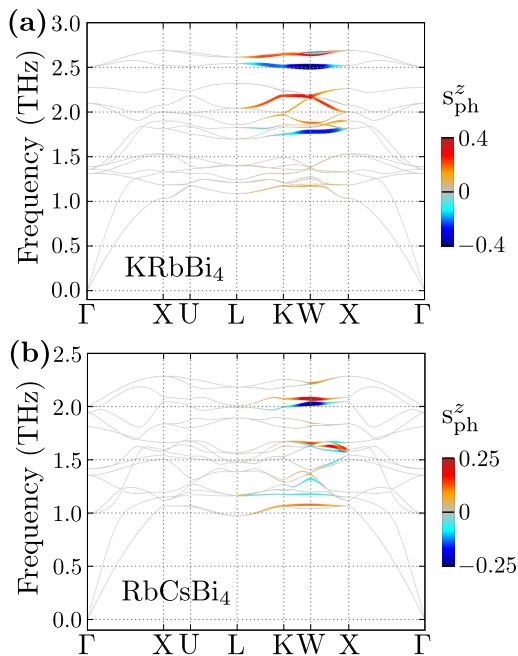


FIG. 3. Phonon dispersion for the modified systems (as labeled), along the high symmetry directions [with the same marking as at Fig. 3(d)]. Color code and linewidth correspond to the total phonon circular polarization [for vibration in the plane perpendicular to the (111) direction].

cies. Contrary to this, in the compounds containing the “heavy” alkali atoms (RbCsBi₄ and CsBi₂), the vibrational modes are strongly mixed between alkali and Bi atoms. This type of the separation allow realized the phonon flat bands for KBi₂, at frequencies around 1.4 THz [Fig. 2(a)]. Formation of the phonon flat band is allowed due to the realization of the 3D kagome lattice of Bi atoms. Indeed, the flat bands correspond to the strong peaks in the phonon density of states in the range of frequencies related to the Bi atoms [Fig. S1(a) in the SM [34]].

Chiral phonons and their properties.— Substitution of external atoms decrease the symmetry of the system but preserves the two- and three-fold rotational symmetry. From this, the circular vibration of the atoms in both structures can be expected. Indeed, the PCP calculations (Fig. 2 and Fig. 3) directly show the existence of chiral phonons.

In the case of Fd $\bar{3}$ m phase, the chiral modes are realized by (opposite) circular vibrations of alkali atoms (located in two non-equivalent positions, let say \mathcal{A} and \mathcal{B} , in primitive unit cell). When atom in position \mathcal{A} has positive circulation, the atom in position \mathcal{B} has negative circulation, and *vice versa*. Due to the equal masses of both the atoms, chiral modes are realized along the circles with the same radius in both positions. However, due to the the inversion symmetry and time reversal symmetry, the chiral modes have zero total PCP. In a natural way, the inversion symmetry can be broken by the intro-

duction of external atoms in the base system ABi₂, and that should lead to chiral phonons with non-zero PCP (or equivalently PAM) [36]. This phenomena can be realized in KRbBi₄ and RbCsBi₄, which can be made from KBi₂, RbBi₂, or CsBi₂, by the substitution of other alkali atoms. Substitution of this type leads to a situation when diamond-like sublattice of the alkali atoms contains two different atoms (with different masses). Then, contrary to the base compounds, the non-vanishing total PCP can be observed for several branches. The related phonon dispersion are presented on Fig. 3.

Here, we should also comment briefly on the chiral modes in the 3D kagome sublattice of Bi atoms. In the 2D kagome lattice, the chiral modes can be realized by the breaking of spatial inversion symmetry [3]. Thus, in the base ABi₂ system the chiral modes are not realized in the Bi sublattice. However, breaking the inversion symmetry in the modified compounds KRbBi₄ and RbCsBi₄ affect also the Bi sublattice (see Fig. S2 in the SM [34]). Contrary to the vibrations of the alkali atoms, the Bi atoms within the chiral modes circulate along a ellipse (with small semi-minor axis).

In case of the modified systems, the non-zero PCP (PAM) arise as a consequence of the difference in the circular motion of the atoms (mostly, in two non-equivalent positions of the alkali atoms). However, main properties of the circular motion of the alkali atoms in the system is preserved. When the atom in position \mathcal{A} has positive circulation and realize the motion along circle with some radius, the atoms in position \mathcal{B} has negative circulation, and *vice versa*.

In Fig. 4 we present examples of the chiral modes realized for two non-equivalent W points. Both wavevectors are associated with the same square face of the Brillouin zone and posses 2-fold rotational symmetry [Fig. 4(a)]. Due to the C₂ symmetry, the direction of circulation at one W point is a mirror reflection of its pair – applying the C₂ symmetry leads to a change in the direction of circulation [cf. W₁ and W₃ presented in Fig. 4(c) and Fig. 4(e), or W₂ and W₄ presented on Fig. 4(d) and Fig. 4(f)]. This situation is similar to the simple 2D system with hexagonal symmetry [1], where the change of wavevector (from K to K’) leads to the inversion of circulation. However, contrary to the 2D hexagonal system, the chiral phonons do not vanish at the edge of the square face of the Brillouin zone (see Fig. S2 in the SM [34]). This is associated with the additional properties of the system not observed in the 2D hexagonal system, i.e., change of the wavevector along the edge of the the square face of the Brillouin zone, lead also to the rotation of the plane within the chiral modes are realized. This is well visible, when we compare the panels from (c) to (f) in Fig. 4. Similar behavior can be observed in case of the non-equivalent L points which are present in the hexagonal face of the the Brillouin zone and posses a three-fold rotational symmetry [Fig. 4(b)].

The described behavior of the non-vanishing chiral modes at the edge of the Brillouin zone can be explained

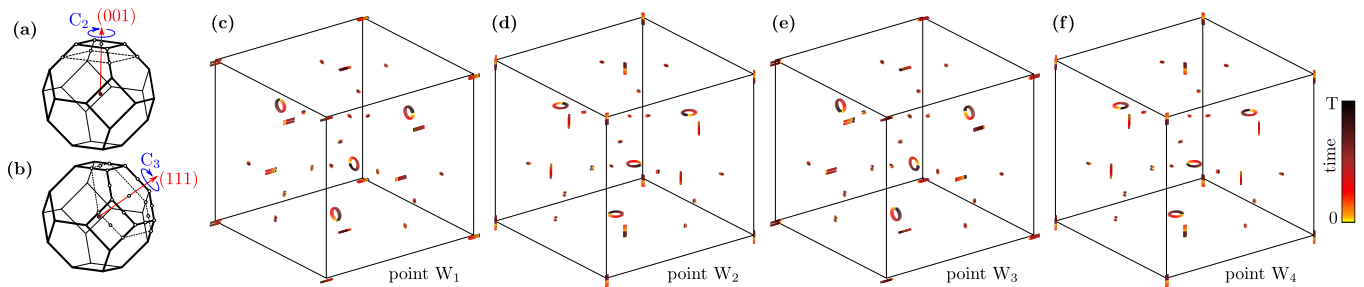


FIG. 4. C_2 (a) and C_3 (b) rotation in the reciprocal space. Visualization of the chiral mode in the conventional cell for W type wavevectors (c)-(f). Color of line correspond to the time, during one period T of the oscillation. Results for 9th phonon mode realized by the Rb atom in KRbCs_4 .

in a simple way. In the 2D hexagonal system, change of phase of the phonon wavefunction must be realized along paths connecting Γ points of neighboring Brillouin zones (e.g. Γ -K-M-K'- Γ , where at the M point the chiral phonons are not realized). This property is intrinsic, and in our case realized along paths Γ -X- Γ , or Γ -L- Γ , while X and L points are located exactly at the rotational symmetry axis. As a consequence, at these points the chiral modes are not realized. Indeed, in our case, on the square and hexagonal faces of Brillouin zone of the discussed systems, the chiral phonons are not realized only at the central X and L points.

Discussed changes of the phonon wavefunction phase (e.g. at the edge of the square face of the Brillouin zone, along W_1 - W_2 - W_3 - W_4 path), is related only to the mentioned modification of the plane in which the chiral phonon modes are realized. At the same time, magnitudes of the circulations do not changed value – this can be observed on the PCP plot (see Fig. S2 in the SM [34]). The PCP changes value when we change one W point to another one, (depending on the plane of the projection).

Raman active modes.— In both type of symmetries, the modes at the Γ point can be decomposed to seven irreducible representations: one non-degenerate A -type mode, one double-degenerate E -type mode, and five triple-degenerate T -type modes (see Sec. SIII in the SM [34]). Three of these modes are the Raman active (see Sec. SIV in the SM [34]). Using the Raman selective rules [62], it is possible to distinguish the active modes, using the different backscattering configurations. The same holds for both linear polarized (parallel and perpendicular configuration) and circular polarized (co-circular and cross-circular configuration) Raman spectra measurements.

Typically, in case of systems with hexagonal symmetry, the circular polarized Raman spectroscopy can be used to study the chiral modes [17, 18]. However, the method is limited only to the wavevectors in vicinity of the Γ point. Our analyses of the realized chiral phonons (within the PCP calculations – presented on Fig. 2 and Fig. 3) clearly show that the chiral modes in discussed compounds are realized around the edges of the Brillouin zone (e.g. along the L-K-W-X path). From another site, the role of the

external magnetic field in realization of the chiral modes is well known [14, 63, 64]. The chiral modes can emerge in the presence of the magnetic field at the Γ point, as a consequence of the decoupled doubly degenerate (Raman active) E type modes, into two non-degenerated chiral modes with opposite circulation. Frequencies of the E type modes are collected in Tab. S2 in the SM [34].

Summary and outlook.— We discuss the realization of the chiral phonon modes in the cubic system KRbBi_4 and RbCsBi_4 , based on the Laves phase of ABi_2 ($A = \text{K}, \text{Rb}, \text{Cs}$). Using the lattice dynamics, we show that the two new compounds (KRbBi_4 and RbCsBi_4) can be stable, and crystallize with the $F\bar{4}3m$ symmetry. The initial ABi_2 systems poses both inversion symmetry and time reversal symmetry and as a consequence the chiral phonons with total zero phonon circular polarization (pseudo angular momentum) can be realized. In this case the alkali atoms undergo circular motions with opposite circulations. Contrary to this, in the proposed KRbBi_4 and RbCsBi_4 compounds, the inversion symmetry is broken, and the chiral phonon modes with non-zero phonon circular polarization (pseudo angular momentum) emerge. Additionally, the chiral modes are realized for the wavevectors at the edge of the Brillouin zone, which posses two- and three-fold rotational symmetry. The vanishing of the chiral modes is observed only for X and L points, which are located at the rotational symmetry axis. Realization of chiral phonons with a non-zero PAM in the reported compounds opens up a new way to engineering materials for phonon Hall effect.

ACKNOWLEDGMENTS

Acknowledgments.— Some figures and movies in this work were rendered using VESTA [65] and VMD [66] software. We thank Sylwia Gutowska and Bartłomiej Wiendlocha for valuable comments and discussions. S.B. is grateful to IT4Innovations (VŠB-TU Ostrava) for hospitality during a part of the work on this project. This work was supported by the National Science Centre (NCN, Poland) under grants No. 2017/25/B/ST3/02586 (S.B.) and 2021/43/B/ST3/02166 (A.P.). A.P. ap-

preciates funding in the frame of scholarships of the Minister of Science and Higher Education (Poland)

for outstanding young scientists (2019 edition, no. 818/STYP/14/2019).

-
- [1] L. Zhang and Q. Niu, Chiral phonons at high-symmetry points in monolayer hexagonal lattices, *Phys. Rev. Lett.* **115**, 115502 (2015).
- [2] Y. Liu, C.-S. Lian, Y. Li, Y. Xu, and W. Duan, Pseudospins and topological effects of phonons in the kekul lattice, *Phys. Rev. Lett.* **119**, 255901 (2017).
- [3] H. Chen, W. Wu, S. A. Yang, X. Li, and L. Zhang, Chiral phonons in kagome lattices, *Phys. Rev. B* **100**, 094303 (2019).
- [4] N. Suri, C. Wang, Y. Zhang, and D. Xiao, Chiral phonons in moiré superlattices, *Nano Letters* **21**, 10026 (2021).
- [5] S.-Y. Chen, C. Zheng, M. S. Fuhrer, and J. Yan, Helicity-resolved Raman scattering of MoS₂, MoSe₂, WS₂, and WSe₂ atomic layers, *Nano Lett.* **15**, 2526 (2015).
- [6] H. Zhu, J. Yi, M.-Y. Li, J. Xiao, L. Zhang, C.-W. Yang, R. A. Kaindl, L.-J. Li, Y. Wang, and X. Zhang, Observation of chiral phonons, *Science* **359**, 579 (2018).
- [7] E. Liu, J. van Baren, T. Taniguchi, K. Watanabe, Y.-C. Chang, and C. H. Lui, Valley-selective chiral phonon replicas of dark excitons and trions in monolayer WSe₂, *Phys. Rev. Research* **1**, 032007 (2019).
- [8] X. Chen, X. Lu, S. Dubey, Q. Yao, S. Liu, X. Wang, Q. Xiong, L. Zhang, and A. Srivastava, Entanglement of single-photons and chiral phonons in atomically thin WSe₂, *Nat. Phys.* **15**, 221 (2019).
- [9] A. Delhomme, D. Vaclavkova, A. Slobodeniuk, M. Orlita, M. Potemski, D. M. Basko, K. Watanabe, T. Taniguchi, D. Mauro, C. Barreateau, E. Giannini, A. F. Morpurgo, N. Ubrig, and C. Faugeras, Flipping exciton angular momentum with chiral phonons in MoSe₂/WSe₂ heterobilayers, *2D Mater.* **7**, 041002 (2020).
- [10] W. Zhang, A. Srivastava, X. Li, and L. Zhang, Chiral phonons in the indirect optical transition of a MoS₂/WS₂ heterostructure, *Phys. Rev. B* **102**, 174301 (2020).
- [11] I. Maity, A. A. Mostofi, and J. Lischner, Chiral valley phonons and flat phonon bands in moiré materials, *Phys. Rev. B* **105**, L041408 (2022).
- [12] T. F. Nova, A. Cartella, A. Cantaluppi, M. Först, D. Bossini, R. V. Mikhaylovskiy, A. V. Kimel, R. Merlin, and A. Cavalleri, An effective magnetic field from optically driven phonons, *Nat. Phys.* **13**, 132 (2017).
- [13] D. M. Juraschek, M. Fechner, A. V. Balatsky, and N. A. Spaldin, Dynamical multiferroicity, *Phys. Rev. Materials* **1**, 014401 (2017).
- [14] D. M. Juraschek and N. A. Spaldin, Orbital magnetic moments of phonons, *Phys. Rev. Materials* **3**, 064405 (2019).
- [15] X. Li, B. Fauqué, Z. Zhu, and K. Behnia, Phonon thermal Hall effect in strontium titanate, *Phys. Rev. Lett.* **124**, 105901 (2020).
- [16] M. Gao, W. Zhang, and L. Zhang, Nondegenerate chiral phonons in graphene/hexagonal boron nitride heterostructure from first-principles calculations, *Nano Lett.* **18**, 4424 (2018).
- [17] T. Yin, K. A. Ulman, S. Liu, A. Granados del Águila, Y. Huang, L. Zhang, M. Serra, D. Sedmidubsky, Z. Sofer, S. Y. Quek, and Q. Xiong, Chiral phonons and giant magneto-optical effect in CrBr₃ 2D magnet, *Adv. Mater.* **33**, 2101618 (2021).
- [18] L. Du, J. Tang, Y. Zhao, X. Li, R. Yang, X. Hu, X. Bai, X. Wang, K. Watanabe, T. Taniguchi, D. Shi, G. Yu, X. Bai, T. Hasan, G. Zhang, and Z. Sun, Lattice dynamics, phonon chirality, and spin-phonon coupling in 2D itinerant ferromagnet Fe₃GeTe₂, *Adv. Funct. Mater.* **29**, 1904734 (2019).
- [19] G. Grissonnanche, S. Thériault, A. Gourgout, M.-E. Boulanger, E. Lefrançois, A. Ataei, F. Laliberté, M. Dion, J.-S. Zhou, S. Pyon, T. Takayama, H. Takagi, N. Doiron-Leyraud, and L. Taillefer, Chiral phonons in the pseudogap phase of cuprates, *Nat. Phys.* **16**, 1108 (2020).
- [20] A. Ptok, A. Kobińska, M. Sternik, J. Łażewski, P. T. Jochym, A. M. Oleś, S. Stankov, and P. Piekarczyk, Chiral phonons in the honeycomb sublattice of layered cosn-like compounds, *Phys. Rev. B* **104**, 054305 (2021).
- [21] S. Basak and A. Ptok, Ab initio study of chiral phonons in ternary YAlSi compound, *Crystals* **12**, 436 (2022).
- [22] J. Skórka, K. J. Kapcia, P. T. Jochym, and A. Ptok, Chiral phonons in binary compounds ABi ($A = K, Rb, Cs$) with P2₁/c structure (2022), [arXiv:2203.05524](https://arxiv.org/abs/2203.05524).
- [23] K. Ishito, H. Mao, Y. Kousaka, Y. Togawa, S. Iwasaki, T. Zhang, S. Murakami, J. i. Kishine, and T. Satoh, Truly chiral phonons in α -HgS observed by circularly polarised Raman spectroscopy (2021), [arXiv:2110.11604](https://arxiv.org/abs/2110.11604).
- [24] Q. Wang, S. Li, J. Zhu, H. Chen, W. Wu, W. Gao, L. Zhang, and S. A. Yang, Chiral phonons in lattices with C₄ symmetry, *Phys. Rev. B* **105**, 104301 (2022).
- [25] A. Kobińska, M. Sternik, and A. Ptok, Dynamical properties of the magnetic topological insulator TBi₂Te₄ ($T = Mn, Fe$): Phonons dispersion, Raman active modes, and chiral phonons study, *Phys. Rev. B* **105**, 214304 (2022).
- [26] C. Strohm, G. L. J. A. Rikken, and P. Wyder, Phenomenological evidence for the phonon Hall effect, *Phys. Rev. Lett.* **95**, 155901 (2005).
- [27] L. Zhang, J. Ren, J.-S. Wang, and B. Li, The phonon Hall effect: theory and application, *J. Phys.: Condens. Matter* **23**, 305402 (2011).
- [28] K. Sugii, M. Shimozawa, D. Watanabe, Y. Suzuki, M. Halim, M. Kimata, Y. Matsumoto, S. Nakatsuji, and M. Yamashita, Thermal Hall effect in a phonon-glass Ba₃CuSb₂O₉, *Phys. Rev. Lett.* **118**, 145902 (2017).
- [29] Y. Kasahara, K. Sugii, T. Ohnishi, M. Shimozawa, M. Yamashita, N. Kurita, H. Tanaka, J. Nasu, Y. Motome, T. Shibauchi, and Y. Matsuda, Unusual thermal hall effect in a Kitaev spin liquid candidate α -RuCl₃, *Phys. Rev. Lett.* **120**, 217205 (2018).
- [30] X. Zhang, Y. Zhang, S. Okamoto, and D. Xiao, Thermal Hall effect induced by magnon-phonon interactions, *Phys. Rev. Lett.* **123**, 167202 (2019).
- [31] M.-E. Boulanger, G. Grissonnanche, S. Badoux, A. Al-laire, É. Lefrançois, A. Legros, A. Gourgout, M. Dion, C. H. Wang, X. H. Chen, R. Liang, W. N. Hardy, D. A. Bonn, and L. Taillefer, Thermal Hall conductivity in the cuprate Mott insulators Nd₂CuO₄ and Sr₂CuO₂Cl₂, *Nat. Commun.* **11**, 5325 (2020).

- [32] T. Yokoi, S. Ma, Y. Kasahara, S. Kasahara, T. Shibauchi, N. Kurita, H. Tanaka, J. Nasu, Y. Motome, C. Hickey, S. Trebst, and Y. Matsuda, Half-integer quantized anomalous thermal Hall effect in the Kitaev material candidate α - RuCl_3 , *Science* **373**, 568 (2021).
- [33] H. Zhang, C. Xu, C. Carnahan, M. Sretenovic, N. Suri, D. Xiao, and X. Ke, Anomalous thermal Hall effect in an insulating van der Waals magnet, *Phys. Rev. Lett.* **127**, 247202 (2021).
- [34] See Supplementary Material at [URL will be inserted by publisher] for the computational details and the additional numerical results.
- [35] S. Park and B.-J. Yang, Phonon angular momentum Hall effect, *Nano Lett.* **20**, 7694 (2020).
- [36] S. Coh, Classification of materials with phonon angular momentum and microscopic origin of angular momentum (2019), [arXiv:1911.05064](https://arxiv.org/abs/1911.05064).
- [37] G. Gnutzmann, F. W. Dorn, and W. Klemm, Das Verhalten der alkalimetalle zu halbmetallen. VII. Über einige A_3B - und AB_2 -verbindungen der schweren alkalimetalle mit elementen der V. gruppe, *Z. Anorg. Allgem. Chem.* **309**, 210 (1961).
- [38] F. Emmerling, N. Längin, D. Petri, M. Kroeker, and C. Röhr, Alkalimetallbismutide ABi und ABi_2 ($A = \text{K}, \text{Rb}, \text{Cs}$) – synthesen, kristallstrukturen, eigenschaften, *Z. Anorg. Allgem. Chem.* **630**, 171 (2004).
- [39] P. E. Blöchl, Projector augmented-wave method, *Phys. Rev. B* **50**, 17953 (1994).
- [40] G. Kresse and J. Hafner, Ab initio molecular-dynamics simulation of the liquid-metal–amorphous-semiconductor transition in germanium, *Phys. Rev. B* **49**, 14251 (1994).
- [41] G. Kresse and J. Furthmüller, Efficient iterative schemes for ab initio total-energy calculations using a plane-wave basis set, *Phys. Rev. B* **54**, 11169 (1996).
- [42] G. Kresse and D. Joubert, From ultrasoft pseudopotentials to the projector augmented-wave method, *Phys. Rev. B* **59**, 1758 (1999).
- [43] J. P. Perdew, K. Burke, and M. Ernzerhof, Generalized gradient approximation made simple, *Phys. Rev. Lett.* **77**, 3865 (1996).
- [44] S. Steiner, S. Khmelevskiy, M. Marsmann, and G. Kresse, Calculation of the magnetic anisotropy with projected-augmented-wave methodology and the case study of disordered $\text{Fe}_{1-x}\text{Co}_x$ alloys, *Phys. Rev. B* **93**, 224425 (2016).
- [45] H. J. Monkhorst and J. D. Pack, Special points for Brillouin-zone integrations, *Phys. Rev. B* **13**, 5188 (1976).
- [46] H. T. Stokes and D. M. Hatch, FINDSYM: program for identifying the space-group symmetry of a crystal, *J. Appl. Crystallogr.* **38**, 237 (2005).
- [47] Y. Hinuma, G. Pizzi, Y. Kumagai, F. Oba, and I. Tanaka, Band structure diagram paths based on crystallography, *Comput. Mater. Sci.* **128**, 140 (2017).
- [48] A. Togo and I. Tanaka, *Spglib*: a software library for crystal symmetry search (2018), [arXiv:1808.01590](https://arxiv.org/abs/1808.01590).
- [49] K. Parlinski, Z. Q. Li, and Y. Kawazoe, First-principles determination of the soft mode in cubic ZrO_2 , *Phys. Rev. Lett.* **78**, 4063 (1997).
- [50] T. Tadano, Y. Gohda, and S. Tsuneyuki, Anharmonic force constants extracted from first-principles molecular dynamics: applications to heat transfer simulations, *J. Phys.: Condens. Matter* **26**, 225402 (2014).
- [51] T. Tadano and S. Tsuneyuki, First-principles lattice dynamics method for strongly anharmonic crystals, *J. Phys. Soc. Jpn.* **87**, 041015 (2018).
- [52] A. Togo and I. Tanaka, First principles phonon calculations in materials science, *Scr. Mater.* **108**, 1 (2015).
- [53] T. Sambongi, Superconductivity of LiBi , *J. Phys. Soc. Jpn.* **30**, 294 (1971).
- [54] S. K. Kushwaha, J. W. Krizan, J. Xiong, T. Klimczuk, Q. D. Gibson, T. Liang, N. P. Ong, and R. J. Cava, Superconducting properties and electronic structure of NaBi , *J. Phys.: Condens. Matter* **26**, 212201 (2014).
- [55] K. Górnicka, S. Gutowska, M. J. Winiarski, B. Wiendlocha, W. Xie, R. J. Cava, and T. Klimczuk, Superconductivity on a Bi square net in LiBi , *Chem. Mater.* **32**, 3150 (2020).
- [56] T. Kinjo, S. Kajino, T. Nishio, K. Kawashima, Y. Yanagi, I. Hase, T. Yanagisawa, S. Ishida, H. Kito, N. Takeshita, K. Oka, H. Eisaki, Y. Yoshida, and A. Iyo, Superconductivity in LaBi_3 with AuCu_3 -type structure, *Supercond. Sci. Technol.* **29**, 03LT02 (2016).
- [57] S. Sun, K. Liu, and H. Lei, Type-I superconductivity in KBi_2 single crystals, *J. Phys.: Condens. Matter* **28**, 085701 (2016).
- [58] M. J. Winiarski, B. Wiendlocha, S. Gołab, S. K. Kushwaha, P. Wiśniewski, D. Kaczorowski, J. D. Thompson, R. J. Cava, and T. Klimczuk, Superconductivity in CaBi_2 , *Phys. Chem. Chem. Phys.* **18**, 21737 (2016).
- [59] S. Gołab and B. Wiendlocha, Electron-phonon superconductivity in CaBi_2 and the role of spin-orbit interaction, *Phys. Rev. B* **99**, 104520 (2019).
- [60] H. Li, M. Ikeda, A. Suzuki, T. Taguchi, Y. Zhang, H. Goto, R. Eguchi, Y.-F. Liao, H. Ishii, and Y. Kubozono, Pressure dependence of superconductivity in alkali-Bi compounds KBi_2 and RbBi_2 , *Phys. Chem. Chem. Phys.* **24**, 7185 (2022).
- [61] S. Gutowska, B. Wiendlocha, T. Klimczuk, and M. J. Winiarski, The role of relativistic effects in bismuth pyrochlore lattice superconductors RbBi_2 and CsBi_2 (2022), submitted.
- [62] R. Loudon, The Raman effect in crystals, *Adv. Phys.* **50**, 813 (2001).
- [63] G. Schaack, Observation of circularly polarized phonon states in an external magnetic field, *J. Phys. C: Solid State Phys.* **9**, L297 (1976).
- [64] D. M. Juraschek, T. Neuman, and P. Narang, Giant effective magnetic fields from optically driven chiral phonons in $4f$ paramagnets, *Phys. Rev. Research* **4**, 013129 (2022).
- [65] K. Momma and F. Izumi, VESTA3 for three-dimensional visualization of crystal, volumetric and morphology data, *J. Appl. Crystallogr.* **44**, 1272 (2011).
- [66] W. Humphrey, A. Dalke, and K. Schulten, VMD: Visual molecular dynamics, *J. Mol. Graph.* **14**, 33 (1996).

Supplemental Material

Chiral phonon in the cubic system based on the Laves phase of ABi_2 ($A = K, Rb, Cs$)

Surajit Basak, Przemysław Piekarczyk, and Andrzej Ptak

Institute of Nuclear Physics, Polish Academy of Sciences, W. E. Radzikowskiego 152, PL-31342 Kraków, Poland
(Dated: August 31, 2022)

In this Supplemental Material we present additional results, in particular concerning:

- Lattice constant found from the system optimization during the DFT calculations (Tab. S1).
- Transformation of the primitive unit cell to the conventional cell (Sec. SI).
- Direct expression to calculate phonon circular polarization (Sec. SII).
- Irreducible representations of modes at Γ point (Sec. SIII) and their frequencies (Tab. S2)
- Polarization selection rules for Raman scattering (Sec. SIV).
- Calculated total and partial phonon density of states (Fig. S1).
- Phonon circular polarization at the edge of W–X plane (Fig. S2).

TABLE S1. The lattice constants of the discussed compounds (as labeled).

	KBi ₂	KRbBi ₄	RbBi ₂	RbCsBi ₄	CsBi ₂
symmetry	Fd $\bar{3}m$	F $\bar{4}3m$	Fd $\bar{3}m$	F $\bar{4}3m$	Fd $\bar{3}m$
a (Å)	9.6642	9.7177	9.7702	9.8421	9.9112

SI. CONSTRUCTION OF CONVENTIONAL CELL

Primitive unit cell (with lattice vectors \mathbf{a}_p , \mathbf{b}_p , and \mathbf{c}_p) can be transform to conventional one (described by vectors \mathbf{a}_c , \mathbf{b}_c , and \mathbf{c}_c), by transformation:

$$\begin{pmatrix} \mathbf{a}_c \\ \mathbf{b}_c \\ \mathbf{c}_c \end{pmatrix} = \begin{pmatrix} 1 & -1 & -1 \\ 1 & -1 & 1 \\ -1 & -1 & 1 \end{pmatrix} \begin{pmatrix} \mathbf{a}_p \\ \mathbf{b}_p \\ \mathbf{c}_p \end{pmatrix}. \quad (\text{S1})$$

SII. PHONON CIRCULAR POLARIZATION

The lattice dynamics of the system is based on the study of the dynamical matrix:

$$D_{\alpha\beta}^{jj'}(\mathbf{q}) \equiv \frac{1}{\sqrt{m_j m_{j'}}} \sum_n \Phi_{\alpha\beta}(j0, j'n) \exp(i\mathbf{q} \cdot \mathbf{R}_{j'n}), \quad (\text{S2})$$

where \mathbf{q} is the phonon wave vector and m_j denotes the mass of j -th atom. Here, $\Phi_{\alpha\beta}(j0, j'n)$ is the interatomic force constant tensor (α and β denotes the direction index, i.e., x , y , and z) between j -th and j' -th atoms located in the initial (0) and n -th primitive unit cell. The phonon spectrum for a given wave vector \mathbf{q} is specified by the eigenproblem of the dynamical matrix (S2), i.e.,

$$\omega_{\varepsilon\mathbf{q}}^2 \mathbf{e}_{\varepsilon\mathbf{q}\alpha j} = \sum_{j'\beta} D_{\alpha\beta}^{jj'}(\mathbf{q}) \mathbf{e}_{\varepsilon\mathbf{q}\beta j'}. \quad (\text{S3})$$

Here, the ε branch describes the phonon with $\omega_{\varepsilon\mathbf{q}}$ frequency and polarization vector $\mathbf{e}_{\varepsilon\mathbf{q}\alpha j}$. Each αj component of the polarization vector denotes displacement of j -th atom in α -th direction.

To study of the chiral phonons, we performed theoretical analysis of the polarization vectors, analogically to the previous study [1]. We can introduce a new basis defined as: $|R_1\rangle \equiv \frac{1}{\sqrt{2}}(1\ i\ 0\ \dots\ 0)^T$, $|L_1\rangle \equiv \frac{1}{\sqrt{2}}(1\ -i\ 0\ \dots\ 0)^T$, $|Z_1\rangle \equiv (0\ 0\ 1\ \dots\ 0)^T$; \dots ; $|R_j\rangle \equiv \frac{1}{\sqrt{2}}(0\ \dots\ 1\ i\ 0\ \dots\ 0)^T$, $|L_j\rangle \equiv \frac{1}{\sqrt{2}}(0\ \dots\ 1\ -i\ 0\ \dots\ 0)^T$, $|Z_j\rangle \equiv (0\ \dots\ 0\ 0\ 1\ \dots\ 0)^T$; \dots ; i.e., components corresponding to the i -th atom are replaced by the circular polarization vectors (i.e. $\sigma^\pm = (1 \pm i\ 0)$ for circulation in xy plane – however, form σ^\pm can be chose arbitrary). The vector $|R_i\rangle$ and $|L_i\rangle$ correspond to the right-handed polarization (RHP) and the left-handed polarization (LHP), respectively.

In this basis, each polarization vector $\mathbf{e} \equiv \mathbf{e}_{\varepsilon\mathbf{q}\alpha_j}$, can be represented as:

$$\mathbf{e} = \sum_j (\alpha_j^R |R_j\rangle + \alpha_j^L |L_j\rangle + \alpha_j^Z |Z_j\rangle), \quad (\text{S4})$$

where $\alpha_j^V = \langle V_j | \mathbf{e} \rangle$, for $V \in \{R, L, Z\}$ and $j \in \{1, 2, \dots, N\}$ (N is a total number of atoms in a primitive unit cell). Additionally, we can define the phonon circular polarization operator \hat{S}_{ph}^z along the z direction as:

$$\hat{S}_{ph}^z \equiv \sum_j \hat{S}_j^z = \sum_j (|R_j\rangle\langle R_j| - |L_j\rangle\langle L_j|), \quad (\text{S5})$$

where \hat{S}_i^z is the phonon circular polarization operator at site i . From this, the phonon circular polarization s_j^z of j -th atom can be expressed as

$$s_j^z = \hbar \mathbf{e}^\dagger \hat{S}_j^z \mathbf{e} = \hbar (|\alpha_j^R|^2 - |\alpha_j^L|^2). \quad (\text{S6})$$

It corresponds to the phonon angular momentum along the z direction [1]. However, in the general case, we can discuss the angular momenta along some arbitrary direction. For $s_j^z > 0$ ($s_j^z < 0$) the phonon mode has RHP (LHP), while for $s_j^z = 0$ the phonon mode is linearly polarized. Finally, the total phonon circular polarization $s_{ph}^z = \sum_j s_j^z$ denotes polarization of a whole system.

III. THE MODES ANALYSES AT Γ POINT

The modes at the Γ point can be decomposed into the irreducible representations as follows:

- for the case of symmetry $\text{Fd}\bar{3}\text{m}$ (SG:227):

$$\Gamma_{\text{acoustic}} = T_{1u}, \quad \text{and} \quad \Gamma_{\text{optic}} = A_{2u} + E_u + T_{2u} + T_{2g} + 2T_{1u}. \quad (\text{S7})$$

- for the case of symmetry $\text{F}\bar{4}3\text{m}$ (SG:216):

$$\Gamma_{\text{acoustic}} = T_2, \quad \text{and} \quad \Gamma_{\text{optic}} = A_1 + E + T_1 + 3T_2. \quad (\text{S8})$$

TABLE S2. Irreducible representations of modes at Γ point.

KBi ₂		KRbBi ₄		RbBi ₂		RbCsBi ₄		CsBi ₂	
Freq. (THz)	Rep.	Freq. (THz)	Rep.	Freq. (THz)	Rep.	Freq. (THz)	Rep.	Freq. (THz)	Rep.
1.254	T_{2u}	1.310	T_1	1.203	T_{1u}	0.991	T_2	0.745	T_{1u}
1.384	E_u	1.357	T_2	1.368	E_u	1.357	E	1.179	A_{2u}
1.489	T_{1u}	1.387	E	1.370	T_{2u}	1.417	T_1	1.325	E_u
2.379	T_{1u}	2.094	T_2	2.020	T_{1u}	1.812	A_1	1.463	T_{2u}
2.461	A_{2u}	2.269	A_1	2.023	A_{2u}	1.945	T_2	1.824	T_{2g}
2.707	T_{2g}	2.502	T_2	2.057	T_{2g}	2.005	T_2	1.962	T_{1u}

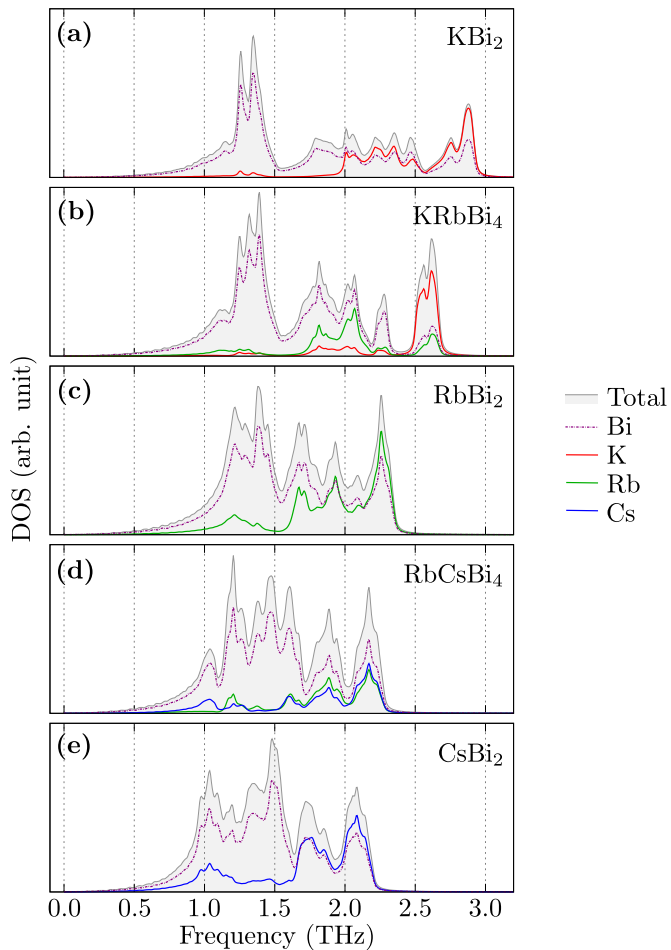


FIG. S1. Total and partial density of states (DOS) for discuss systems (as labeled).

SIV. POLARIZATION SELECTION RULES FOR RAMAN SCATTERING

According to the group theory, the Raman tensor for the $Fd\bar{3}m$ space group takes the following forms:

$$\begin{aligned}
 R(A_{1g}) &= \begin{pmatrix} a & 0 & 0 \\ 0 & a & 0 \\ 0 & 0 & a \end{pmatrix}; R(E_g^I) = \begin{pmatrix} b & 0 & 0 \\ 0 & b & 0 \\ 0 & 0 & -2b \end{pmatrix}; R(E_g^{II}) = \begin{pmatrix} -\sqrt{3}b & 0 & 0 \\ 0 & \sqrt{3} & 0 \\ 0 & 0 & 0 \end{pmatrix}; \\
 R(T_{2g}^I) &= \begin{pmatrix} 0 & 0 & 0 \\ 0 & 0 & d \\ 0 & d & 0 \end{pmatrix}; R(T_{2g}^{II}) = \begin{pmatrix} 0 & 0 & d \\ 0 & 0 & 0 \\ d & 0 & 0 \end{pmatrix}; R(T_{2g}^{III}) = \begin{pmatrix} 0 & d & 0 \\ d & 0 & 0 \\ 0 & 0 & 0 \end{pmatrix}.
 \end{aligned} \tag{S9}$$

Similarly, the Raman tensors take the same form (for A_1 , E and T_2 modes) for the Raman active modes in the system with $F\bar{4}3m$ symmetry, .

The non-resonant Raman scattering intensity depends in general on the directions of the incident and scattered light relative to the principal axed of the crystal. It is expressed by Raman tensor R , relevant for a given crystal symmetry, as [62]:

$$I \propto |e_i \cdot R \cdot e_s|^2, \tag{S10}$$

where e_i and e_s are the polarization vectors of the incident and scattered light, respectively. The Raman tensors R are presented in (S9).

In the backscattering configuration, e_i and e_s are placed within the xy plane. The polarization vectors for linearly polarized light in the x and y directions are $e_x = (1 \ 0 \ 0)$ and $e_y = (0 \ 1 \ 0)$, respectively. Similarly, the polarization

TABLE S3. Selection rules for Raman-active modes.

configuration	e_x in e_x out (linear \parallel)	e_x in e_y out (linear \perp)	σ^+ in σ^+ out (cocircular)	σ^+ in σ^- (cross-circular)
A_{1g} / A_1	a^2	0	$a^2/2$	0
E_g / E	b^2	0	$b^2/2$	$3b^2/2$
T_{2g} / T_2	0	0	0	$2d^2$

vectors for left σ^+ and right σ^- circularly polarized light are $\sigma^\pm = \frac{1}{\sqrt{2}}(1 \pm i0)$. Using Eq. (S10) and the Raman tensors (S9), we can determine the selection rules and Raman intensities for various scattering geometries. Tab. S3 summarizes the Raman response in the backscattering geometry for four polarization configurations.

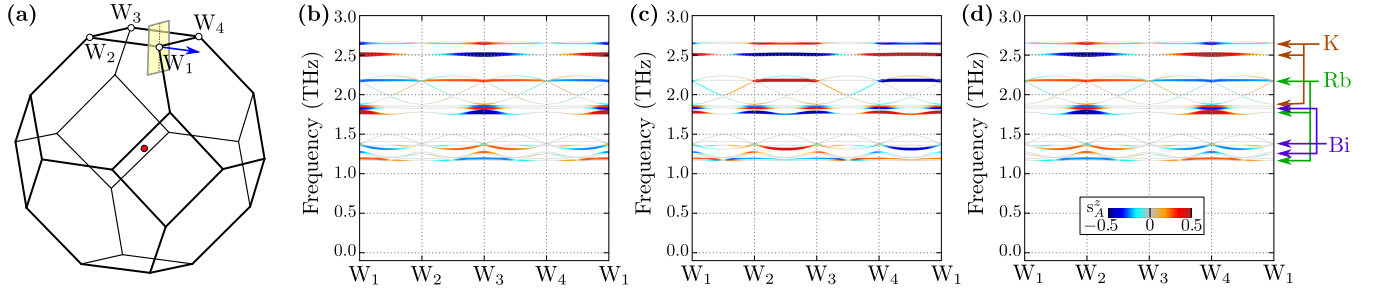


FIG. S2. Position of the discussed wavevectors (W type points) in the reciprocal space. Phonon circular polarization for the circulation realized in the different planes: perpendicular to \hat{x} (b) [yellow plane shown on (a)], perpendicular to $\hat{x} + \hat{y}$ (c), and perpendicular \hat{y} (d). Information about orientated frequencies related to the different atomic vibrations are presented from right side of panel (d).