

The study of the dynamics of the order parameter of coupled oscillators in the Ott-Antonsen scheme for generic frequency distributions

Alessandro Campa^{1, a)}

*National Center for Radiation Protection and Computational Physics,
Istituto Superiore di Sanità, Viale Regina Elena 299, 00161 Rome,
Italy*

(Dated: 31 August 2022)

The Ott-Antonsen ansatz shows that, for certain classes of distribution of the natural frequencies in systems of N globally coupled Kuramoto oscillators, the dynamics of the order parameter, in the limit $N \rightarrow \infty$, evolves, under suitable initial conditions, in a manifold of low dimension. This is not possible when the frequency distribution, continued in the complex plane, has an essential singularity at infinite; this is the case for example, of a Gaussian distribution. In this work we propose a simple approximation scheme that allows to extend also to this case the representation of the dynamics of the order parameter in a low dimensional manifold. Using as a working example the Gaussian frequency distribution, we compare the dynamical evolution of the order parameter of the system of oscillators, obtained by the numerical integration of the N equations of motion, with the analogous dynamics in the low dimensional manifold obtained with the application of the approximation scheme. The results confirm the validity of the approximation. The method could be employed for general frequency distributions, allowing the determination of the corresponding phase diagram of the oscillator system.

PACS numbers: 05.45.Xt, 05.10.-a, 05.70.Fh

^{a)}Electronic mail: alessandro.campa@iss.it

Large systems of globally coupled oscillators with distributed natural frequencies can show a variety of different behaviors, depending on the strength of their interaction and on the properties of the distribution function of the frequencies. They can settle asymptotically to incoherent states, to partially synchronized states, and also to periodic states. The availability of a rapid way to study the dynamics of the system without the necessity to numerically integrate the equations of motion (that obviously can be time demanding when the number of oscillators is very large) can allow to determine easily when these different situations occur, varying the values of the parameters of the frequency distribution and of the coupling constant between the oscillators; one could then obtain the phase diagram of the oscillator system. Such a rapid way is possible if the dynamics of the order parameter evolves in a low dimensional manifold and can be described by few nonlinear ordinary differential equations. This occurs applying the Ott-Antonsen ansatz¹ when the frequency distribution can be analytically continued to complex frequencies to a function with only few poles in the lower complex plane. In this work we introduce an approximation procedure to obtain a systems of few differential equations also for frequencies distributions, like the Gaussian, with essential singularities in the complex plane. The analysis of the order parameter dynamics, evaluated by numerically solving the equations in the low dimensional manifold, shows that the approximation can be useful to compute the properties of oscillator systems with generic distributions of natural frequencies.

I. INTRODUCTION

The realization of the great importance of collective synchronization in systems of very different nature, belonging to the realm of Physics and to that of Biology², has caused a surge of interest and of activity to understand more and more deeply the mechanisms at the basis of the phenomenon. In the many different examples that it is possible to cite, like voltage oscillations in arrays of Josephson junctions³, flashing in groups of fireflies⁴, firing of cardiac pacemaker cells⁵, phases of power units in electrical power distribution networks⁶,

metabolism in yeast cell suspensions⁷, and more others^{2,8}, we can find the common property of the emergence of a cooperative effect in which basic units, characterized by different natural frequencies, spontaneously synchronize, to oscillate at a common frequency.

A simplified description of these systems can be constructed using systems of phase-only oscillators that interact globally. Although such description neglects many details of the real systems, nevertheless it is able to grasp the essential details of the synchronization mechanism. The celebrated model introduced by Kuramoto⁹ can be considered the simplest one, as far as the interaction among the oscillators is concerned. In fact, given that the interaction between two oscillators should depend on the difference of their phases, and that a function of this difference could be naturally expressed as a Fourier series containing only the sines (in order to have an interaction in which the torque on the i -th oscillator exerted by the j -th oscillator is the opposite of that exerted on the j -th oscillator by the i -th oscillator), the Kuramoto model assumes that only the first Fourier component is present. Then, the dynamics of N fully coupled oscillators is described, in the Kuramoto model, by the following system of equations⁹:

$$\frac{d\theta_i}{dt} = \omega_i - \frac{K}{N} \sum_{j=1}^N \sin(\theta_i - \theta_j), \quad i = 1, \dots, N, \quad (1)$$

where $\theta_i \in [0, 2\pi)$ is the phase of the i -th oscillator and ω_i is its natural frequency; the positive parameter K is the coupling constant among the oscillators, normalized by the number N of oscillators. The scaling of the coupling with N means that each oscillator is weakly coupled to all other oscillators⁹, and it allows to have a well defined behavior¹⁰ in the limit $N \rightarrow \infty$. The values of the natural frequencies ω_i are extracted by a given distribution function $g(\omega)$. A very important quantity is the complex order parameter $r(t)$, defined by

$$r(t) = \frac{1}{N} \sum_{i=1}^N e^{i\theta_i(t)}. \quad (2)$$

By its definition, the modulus of the order parameter is between 0 and 1. The qualitative properties of the dynamics can be associated to the long time behavior of this order parameter. This problem is typically considered in the limit $N \rightarrow \infty$. More precisely, the dynamics of the system is considered in the limit $N \rightarrow \infty$, in which, as recalled later and detailed in the next section, it is described by the evolution of a distribution function. Then one studies, in this framework, the long time limit (formally $t \rightarrow \infty$) of this dynamics. Depending on the value of the coupling constant K the asymptotic properties of $r(t)$ are

different. Since the interaction between the oscillators is attractive, it is reasonable to expect that for sufficiently large K the oscillators tend to partially synchronize, giving rise to a finite modulus $R(t) \equiv |r(t)|$ of the order parameter, while for small K the interactions are not sufficient to overcome the dispersion caused by the different natural frequencies, and the oscillator phases tend to spread uniformly between 0 and 2π , resulting in a vanishing $R(t)$, namely the oscillators display an incoherent state. The details depend on the characteristics of the frequency distribution $g(\omega)$. One can represent the long-time properties in a phase diagram, i.e., a diagram having for coordinates quantities depending on the values of the parameters of the frequency distribution $g(\omega)$ and of K ; the diagram will be divided in regions characterized by the different asymptotic behaviors of the order parameter¹¹. The structure of the phase diagram will be more or less elaborate depending on the form of $g(\omega)$, possibly with regions where $R(t)$ does not even settle to a stationary value, but the system reaches a state in which $R(t)$ oscillates. The simplest case arises with a unimodal symmetric distribution, i.e., when $g(\omega)$ has a single maximum in $\omega = 0$ and $g(-\omega) = g(\omega)$. Then for K less than a critical value K_c , which is equal to $2/(\pi g(0))$, the system settles asymptotically to an incoherent state, with $R = 0$; at $K = K_c$ there is a continuous transition to a partially synchronized state with R settling to a constant value, increasing with K and tending to 1 for $K \rightarrow \infty$. This picture would hold in the more general case of a unimodal frequency distribution centered at a frequency $\omega_0 \neq 0$ and symmetric with respect to ω_0 . This could be seen by simply going to a comoving frame rotating with frequency ω_0 ; in this frame, the phase diagram would be as the one just described.

Then the state of synchrony, or absence of synchrony, is described by the asymptotic states of the system of oscillators. For generic frequency distributions $g(\omega)$ the determination of the phase diagram is not as simple as for unimodal symmetric distributions, when the features mentioned above can be readily proved^{12,13}. The simulation of the dynamics, i.e., the numerical integration of the equations of motion (1) for very large N , would provide the necessary information. However, this would be highly impractical, since the exploration of the different regions of the phase diagram would require a very large computing time. Therefore, a procedure that approximates the full dynamics of the order parameter with one evolving in a manifold of low dimension, and thus determined by few differential equations, would greatly simplify the task.

In the limit $N \rightarrow \infty$ the dynamics is described by the one-particle distribution function

$\rho(\theta, \omega, t)$, with $\rho(\theta, \omega, t)d\theta$ proportional, for each ω , to the fraction of oscillators, among those with proper frequency ω , that at time t have phases between θ and $\theta + d\theta$. Consequently, the quantity $g(\omega)\rho(\theta, \omega, t)d\theta d\omega$ is proportional to the fraction of oscillators, among the whole population, that have frequencies between ω and $\omega + d\omega$ and that at time t have phases between θ and $\theta + d\theta$.

The partial differential equation governing the evolution of $\rho(\theta, \omega, t)$ will be given in the next section. This dynamics, or more precisely the dynamics of the complex order parameter $r(t)$, is the object of interest in this work. Going in Fourier space, the distribution $\rho(\theta, \omega, t)$ is replaced by its Fourier components $f_n(\omega, t)$, where, ρ being real, it is possible to consider only $n \geq 0$; the dynamics is then governed by a system of coupled partial differential equations for $f_n(\omega, t)$. Thus, from the double continuous infinity, θ and ω , characterizing the dynamics of $\rho(\theta, \omega, t)$, one passes to a countable infinity, n , plus a continuous infinity, ω , for the description of the dynamics of the Fourier components.

The very important step forward made in Ref. 1 was the introduction of the assumption $f_n(\omega, t) = f_1^n(\omega, t)$ for the Fourier components, the Ott-Antonsen (OA) ansatz, allowing, as shown in the next section, to have a closed equation for $f_1(\omega, t)$. In this work we do not touch the problem of the justification of the ansatz, and we will be concerned only with the dynamics of $f_1(\omega, t)$ as determined *within* the OA ansatz. Comments and remarks will be given in the concluding Section. In order to have as much as possible a self-contained presentation, a brief description of the OA procedure will be given. In spite of the simplification introduced by the ansatz, the continuous infinity related to the dependence of $f_1(\omega, t)$ on ω is still present. The great practical value of the OA ansatz is revealed when the distribution function $g(\omega)$ of the oscillators' proper frequencies can be analytically continued in the complex ω plane and the singularities of this continuation are constituted by only few poles in the lower half plane, while in addition $g(\omega)$ vanishes for $\text{Im}(\omega) \rightarrow -\infty$. Then, with few additional assumptions recalled in the next section, the dynamics of the order parameter is described by a small number of ordinary differential equations, more precisely by a complex equation or two real equations for each pole of the continuation. The order parameter of the system of oscillators is simply related to these few dynamical variables. Thus, the description of the order parameter dynamics, that within the OA ansatz is provided, for a general $g(\omega)$, by the time evolution of the Fourier component $f_1(\omega, t)$, in this case is given by the time evolution of few variables: the dependence on the continuous variable ω is completely

avoided, making the study of the dynamics much more feasible. These few variables are the coordinates of the low dimensional manifold alluded to above. The reduction of the dynamics obtained by the OA ansatz, and in particular the reduction to a low dimensional manifold, implies that the dynamics is not reproduced exactly. Nevertheless, *if one is interested in the long-time behavior of the order parameter*, this reduction is able to get this behavior. In the discussion we will comment on this point and on the relation between the full dynamics and the reduced dynamics.

This reduction cannot be obtained when the analytical continuation of $g(\omega)$ does not result in a complex function with few poles in the lower half plane. In particular, for perhaps the most representative example one can think of, the one in which $g(\omega)$ is proportional to a Gaussian, i.e., $g(\omega) \propto e^{-d\omega^2}$ (with d a positive constant), the analytical continuation, while having no singularity at any finite value of ω , nevertheless has an essential singularity at infinite, diverging exponentially when $|\omega| \rightarrow \infty$ with $|\text{Im}(\omega)| > |\text{Re}(\omega)|$.

On the other hand, on physical grounds one would not expect substantial differences in the dynamical behavior of the system for frequencies distributions $g(\omega)$ that, numerically, are not very different. With this, we come to the main focus of this work. Let us consider, for example, a Lorentzian $g(\omega)$ and a Gaussian $g(\omega)$. It is true that the decay for large ω is qualitatively very different, like ω^{-2} in the first case and like $e^{-d\omega^2}$ in the second case, but one could build two such functions in such a way that the fraction of oscillators with proper frequencies between ω and $\omega + d\omega$ is numerically similar, at least for the great majority of the oscillators; it will not be so for the outliers with large $|\omega|$, but we do not expect this to influence much the qualitative features of the dynamics. As a fact that can possibly confirm this expectation, we could consider the general properties of the stable stationary solutions of the partial differential equation describing the evolution of $\rho(\theta, \omega, t)$ in the case of a symmetric and unimodal distributions $g(\omega)$, solution associated to the asymptotic state of the system in which the modulus R of the order parameter settles to a constant value. As anticipated above, we know that, independently from the particular expression of any such distribution, the modulus $R(K)$ in the asymptotic state as a function of the coupling constant K , has always the same behavior, starting from zero at a threshold value K_c and then monotonously increasing with K , tending to 1 for $K \rightarrow \infty$. The precise form of $R(K)$ depends on $g(\omega)$, but the qualitative behavior is the same. Therefore, it would be useful to find a way to circumvent the mathematical impossibility to reduce the order parameter

dynamics to that of few dynamical variables in the cases in which the distribution $g(\omega)$ does not enjoy the properties mentioned above concerning its analytical continuation in the complex plane. It is our purpose in this work to show that this can be achieved at the price of introducing some approximations in the treatment of the distribution $g(\omega)$. Although we will present our approximation scheme for the example of a Gaussian frequency distribution, it will be clear that it can be equally applied to any distribution that does not have only some poles in the lower half of the complex ω plane.

The paper is structured as follows. Section II is divided in two parts. In Section II A we provide a brief recalling of the OA method, in order to have, as remarked above, a self-contained presentation. Furthermore, in this first part of Section II we will dedicate some space to an analysis of the role played by the initial condition $f_1(\omega, t)$ in the OA scheme. In the second part, Section II B, we show, using the Gaussian as our example, the approximation procedure that allows to treat this frequency distribution within the same framework employed with the distributions with few poles in the lower half of the complex plane. In Section III we present the results that we have obtained by analyzing the dynamics of the order parameter as derived both from the numerical solution of the equations associated to the OA scheme and from the numerical integration of the equations of motion of the system of N oscillators, Eqs. (1). The discussion and the conclusion are in Section IV. The two appendices contain some technical details. In particular, in Appendix B we try to identify the mathematical reason why the essential singularity of the Gaussian frequency distribution does not have practical consequences on the dynamics of the order parameter when it settles to an asymptotic nonvanishing value.

II. THE METHOD OF APPROXIMATION

In this section, we first make a rapid recall of the Kuramoto model and of its treatment by means of the OA ansatz (although this material can be found in the literature, notably in Ref. 1, where the OA ansatz has been introduced, we prefer to give here a brief summary, in order to have a self-contained presentation). Afterwards, we will describe the approximation that we propose in this work, and that is used to study within the OA framework the case of a Gaussian distribution for the frequencies, in order to circumvent the problem of the essential singularity at infinity, in the complex plane, of such distribution.

A. The Kuramoto model and the Ott-Antonsen ansatz

In the limit $N \rightarrow \infty$, as already anticipated in the Introduction, the dynamics of the system of oscillators is described by the one-particle distribution function $\rho(\theta, \omega, t)$. The equations of motion (1) are substituted by the following partial differential equation:

$$\frac{\partial}{\partial t} \rho(\theta, \omega, t) = -\frac{\partial}{\partial \theta} [(\omega + F(\theta, t)) \rho(\theta, \omega, t)] . \quad (3)$$

This partial differential equation is a continuity equation associated to the conservation of the number of oscillators with any given frequency¹⁴. Eq. (3) conserves the normalization of $\rho(\theta, \omega, t)$ for any ω , that we choose to set equal to 1:

$$\int_0^{2\pi} d\theta \rho(\theta, \omega, t) = 1 . \quad (4)$$

Then, $g(\omega)\rho(\theta, \omega, t)d\theta d\omega$ is exactly the fraction of oscillators with natural frequency in the range $(\omega, \omega + d\omega)$ that at time t have phases in the range $(\theta, \theta + d\theta)$. In Eq. (3) $F(\theta, t)$ is the mean field torque, given by

$$F(\theta, t) = -K \int_{-\infty}^{+\infty} d\omega \int_0^{2\pi} d\theta' g(\omega) \sin(\theta - \theta') \rho(\theta', \omega, t) . \quad (5)$$

The complex order parameter $r(t)$ given in Eq. (2) is now expressed by

$$r(t) = \int_{-\infty}^{+\infty} d\omega \int_0^{2\pi} d\theta g(\omega) e^{i\theta} \rho(\theta, \omega, t) , \quad (6)$$

from which we recall that $|r(t)| \leq 1$. The continuity equation (3) can be expressed in terms of $r(t)$ as

$$\frac{\partial}{\partial t} \rho(\theta, \omega, t) = -\frac{\partial}{\partial \theta} \left[\left(\omega + \frac{K}{2i} (r(t)e^{-i\theta} - r^*(t)e^{i\theta}) \right) \rho(\theta, \omega, t) \right] , \quad (7)$$

with the star denoting complex conjugation. One can now introduce the Fourier decomposition

$$\rho(\theta, \omega, t) = \frac{1}{2\pi} \sum_{n=-\infty}^{+\infty} f_n(\omega, t) e^{in\theta} . \quad (8)$$

Substituting in Eq. (7) we transform it in the following systems of partial differential equations for the Fourier components $f_n(\omega, t)$:

$$\frac{\partial f_n(\omega, t)}{\partial t} = -in\omega f_n(\omega, t) - \frac{K}{2} n [r(t)f_{n+1}(\omega, t) - r^*(t)f_{n-1}(\omega, t)] \quad n = 0, \pm 1, \pm 2, \dots \quad (9)$$

Since $\rho(\theta, \omega, t)$ is real and normalized, we have $f_0(\omega, t) \equiv 1$ (and in fact the equation for $f_0(\omega, t)$ shows that it is constant in time) and $f_{-n}(\omega, t) = f_n^*(\omega, t)$. Besides, the subsystem for $n < 0$ is decoupled from that for $n > 0$, so that we need consider only $n > 0$. Although not appearing explicitly in (9), the equations for different ω are globally coupled through the order parameter $r(t)$. The latter can be obtained as a function of $f_1(\omega, t)$ by plugging the Fourier decomposition (8) into the expression (6). We have:

$$r(t) = \int_{-\infty}^{+\infty} d\omega g(\omega) f_1^*(\omega, t), \quad (10)$$

The OA ansatz¹ consists in posing

$$f_n(\omega, t) = f_1^n(\omega, t) \quad \text{with } |f_1(\omega, t)| \leq 1 \quad (11)$$

for each n ; the requirement $|f_1(\omega, t)| \leq 1$ allows to have a convergent series in Eq. (8). With this position, it is a simple matter to see that all the equations for positive n are the same, equal to that for $n = 1$:

$$\frac{\partial f(\omega, t)}{\partial t} = -i\omega f(\omega, t) - \frac{K}{2} [r(t) f^2(\omega, t) - r^*(t)]. \quad (12)$$

where to lighten the notation we have dropped the subscript “1”, since from now on we consider only the first Fourier component. For convenience of later reference, we rewrite Eq. (10) with this simplified notation, i.e.,

$$r(t) = \int_{-\infty}^{+\infty} d\omega g(\omega) f^*(\omega, t), \quad (13)$$

Summing the series in Eq. (8) after making the position (11), one easily finds that a positive function $\rho(\theta, \omega, t)$ is obtained, as it should be for a distribution function.

Obviously the position (11) defines a special class of distribution functions $\rho(\theta, \omega, t)$. The dynamics determined by the full system (9) will in general evolve outside this class. The usefulness of the position is in the fact that it can be employed to get the asymptotic behavior of the order parameter $r(t)$, as shown below. The OA ansatz defines a manifold within the space of distribution functions. We see from Eq. (12) that this manifold is invariant under the dynamics. It is still an infinite dimensional manifold, that we can denote with \mathcal{G}_1 . As stressed in the Introduction, we will consider the dynamics within this manifold; comments and remarks, concerning in particular the problem of how the dynamics in this manifold is related to the full dynamics, expressed by Eq. (7) or by the system (9), are deferred to the

concluding Section. We just note that the stationary solutions of (7) belong to the manifold \mathcal{G}_1 . One important point, stressed in Ref. 1, is the following. Let us consider at time $t = 0$ a distribution $\rho(\theta, \omega, 0)$ that satisfies the position (11), with the additional properties that the first Fourier component $f(\omega, 0)$ can be analytically continued in the lower half complex ω plane without presenting there any singularity, and that $|f(\omega, 0)| \rightarrow 0$ for $\text{Im}(\omega) \rightarrow -\infty$. Clearly these properties define a submanifold \mathcal{G}_2 of \mathcal{G}_1 in the space of distribution functions. Then, it can be shown¹ that if $\rho(\theta, \omega, 0)$ belongs to \mathcal{G}_2 , then also $\rho(\theta, \omega, t)$ for any $t \geq 0$ belongs to it; i.e., the manifold \mathcal{G}_2 is invariant under the dynamics (3). We stress that also the manifold \mathcal{G}_2 is infinite dimensional and therefore it is not yet the low dimensional manifold mentioned above for the order parameter dynamics. This is obtained in the following.

Without assumptions on the frequency distribution $g(\omega)$, the dynamics of our system, within the OA ansatz, is described by Eqs. (12) and (13). Then, although we do not have the countable infinity of the index n in (9), we still have the continuous infinity of ω , with the equations (12) for different ω coupled through (13). As remarked above, one can make a further step in the case in which $g(\omega)$ can be analytically continued in the complex ω plane while presenting, as singularities, only a small number of poles in the lower half plane. This can be seen as follows. Let us first write the complex conjugate expression of (13), i.e.,

$$r^*(t) = \int_{-\infty}^{+\infty} d\omega g(\omega) f(\omega, t), \quad (14)$$

If $g(\omega)$ has the above mentioned properties, and if $f(\omega, t)$ has the properties that make the distribution function belong to the manifold \mathcal{G}_2 , i.e., if $f(\omega, t)$ can be analytically continued without singularities in the lower half complex ω plane, with $|f(\omega, t)| \rightarrow 0$ for $\text{Im}(\omega) \rightarrow -\infty$, then we can apply the theorem of residues to Eq. (14) to obtain¹⁵:

$$r^*(t) = -2\pi i \sum_{m=1}^M \text{Res} [g(\omega) f(\omega, t)]|_{\omega=\omega_m}, \quad (15)$$

where $\omega_1, \dots, \omega_M$ are the poles of $g(\omega)$ in the lower half plane. Since we are assuming that $f(\omega, t)$ has no singularities in the lower half plane, for each one of the poles of $g(\omega)$ in this half plane we have

$$\text{Res} [g(\omega) f(\omega, t)]|_{\omega=\omega_m} = f(\omega_m, t) \text{Res} [g(\omega)]|_{\omega=\omega_m}, \quad (16)$$

Defining now the quantities a_m by

$$a_m = -2\pi i \text{Res} [g(\omega)]|_{\omega=\omega_m} \quad m = 1, \dots, M, \quad (17)$$

and the complex dynamical variables $r^{(m)}(t)$ by

$$r^{(m)*}(t) = f(\omega_m, t) \quad m = 1, \dots, M, \quad (18)$$

Eq. (15) can be written as

$$r^*(t) = \sum_{m=1}^M a_m r^{(m)*}(t). \quad (19)$$

From Eqs. (12) and (18) one obtains the equations for the time evolution of the variables $r^{(m)}(t)$, i.e.

$$\frac{dr^{(m)*}(t)}{dt} = -i\omega_m r^{(m)*}(t) - \frac{K}{2} [r(t)[r^{(m)*}(t)]^2 - r^*(t)] \quad m = 1, \dots, M, \quad (20)$$

with $r(t)$ given by (19). We will sometimes refer also to the complex conjugate of Eqs. (20), i.e.,

$$\frac{dr^{(m)}(t)}{dt} = i\omega_m^* r^{(m)}(t) - \frac{K}{2} [r^*(t)r^{(m)2}(t) - r(t)] \quad m = 1, \dots, M. \quad (21)$$

These equations, together with (19), constitute a system of M coupled complex ordinary differential equations, determining the dynamics of the order parameter $r(t)$. Of course, this system contains less information than Eq. (12) (where, loosely speaking, instead of the discrete index m taking only M values we have a continuous infinity of indices represented by the frequency ω), but, under the hypotheses assumed for the derivation of the system, it represents exactly the dynamics of the order parameter. We have therefore arrived at the low dimensional manifold, that we can denote by \mathcal{M} , in which the dynamics of the order parameter evolves; it is the manifold spanned by the dynamical variables $r^{(m)}$. We repeat that comments of the relation between the full dynamics of the system and the order parameter dynamics determined by the system (20) are found in the discussion section.

Summarizing: *i*) the infinite dimensional manifold \mathcal{G}_1 defined by the OA ansatz is invariant under the dynamics (3); *ii*) the infinite dimensional manifold \mathcal{G}_2 , submanifold of \mathcal{G}_1 , is also invariant; *iii*) if the frequency distribution $g(\omega)$ has only poles in the lower half of the complex ω plane *and* the distribution function at time 0 belongs to the manifold \mathcal{G}_2 , there is a low dimensional manifold \mathcal{M} in which the order parameter dynamics evolves.

1. *The role of the initial condition* $f(\omega, 0)$

The main purpose of this paper is to study the dynamics of the order parameter in the case in which the frequency distribution $g(\omega)$ cannot be analytically continued to the lower

half complex ω plane while presenting there only (few) poles. However, we have seen that an important ingredient to obtain the system of M equations (20) is the assumption about the initial value $f(\omega, 0)$, allowing the distribution function at time $t = 0$ to belong to the manifold \mathcal{G}_2 . In fact, as we have seen in the previous section, to obtain the system (20) for the description of the dynamics of the order parameter when $g(\omega)$ has only poles in the lower half plane, one needs also the assumption that $f(\omega, 0)$ can be analytically continued in the lower half plane without singularities. Thus, before addressing our main problem, in this section we would like to consider the practical relevance of this assumption about the initial value $f(\omega, 0)$ for the evaluation of the long-time behavior of the order parameter.

As described with more details in Section III, where the results of our simulations are presented, the dynamics of the order parameter has been computed in three ways, making a comparison of the long-time behavior so obtained: from the numerical integration of the N -body equations of motion (1), from the numerical solution of the partial differential equation (12), supplemented with Eq. (13), for the Fourier component $f(\omega, t)$, and from the numerical solution of the system of ordinary differential equations (20). While details on the numerical integrations and on their comparison are given in Section III, here we anticipate an interesting result, devoting the remaining of this section to provide a justification for it. To perform the numerical integration of the partial differential equation (12) one has to start from an initial condition $f(\omega, 0)$. We have performed the integration choosing two different initial conditions (in both cases given by differentiable functions on the real line), one in which the function $f(\omega, 0)$ can be analytically continued in the lower half plane without singularities, tending to 0 for $\text{Im}(\omega) \rightarrow -\infty$, and another one in which $f(\omega, 0)$ can be continued to the lower half plane but having there a singularity. The comparison of the order parameter dynamics obtained by these simulations with the one derived from the integration of the equations (20) has shown that: when $f(\omega, 0)$ can be analytically continued without singularities, the dynamics of the order parameter obtained from Eq. (12) coincides with that derived from the equations (20) (obviously with the same initial value of the order parameter); this is expected from the procedure used to obtain these latter equations. On the other hand, when $f(\omega, 0)$ has singularities in the lower half plane, the dynamics of the order parameter obtained from Eq. (12) differs from that derived from the equations (20), but, and this is the important point, the long-time behaviors coincide. As said above, we want to give a justification for this.

To this aim, in this section we consider the case in which $g(\omega)$ can be analytically continued to the lower half complex ω plane having there only poles. As a first thing we stress that the analysis in this section will not be mathematically rigorous, but hopefully could be sufficient to convince the reader that the assumptions about $f(\omega, 0)$, although mathematically necessary to obtain the system of equations (20) (or(21)), are not physically relevant for the computation of the asymptotic states of the order parameter. In this spirit, let us consider the linearization of Eq. (12), i.e., the equation without the term proportional to $r(t)f^2(\omega, t)$, which is of third order in $|f(\omega, t)|$. This means that we study the dynamics determined by Eq. (12) when $|f(\omega, t)|$ is sufficiently small, to see the relation of this dynamics to that determined, in the same limit, by the set of equations (20). We then study the partial differential equation

$$\frac{\partial f(\omega, t)}{\partial t} + i\omega f(\omega, t) - \frac{K}{2}r^*(t) = 0, \quad (22)$$

where we remind that

$$r^*(t) = \int_{-\infty}^{+\infty} d\omega g(\omega) f(\omega, t). \quad (23)$$

We want to analyze the relation of the dynamics of $r^*(t)$ as determined by (22) and (23) with that determined by the linear limit of Eqs. (20), i.e.,

$$\frac{dr^{(m)*}(t)}{dt} = -i\omega_m r^{(m)*}(t) + \frac{K}{2}r^*(t) \quad m = 1, \dots, M, \quad (24)$$

with $r^*(t)$ given by Eq. (19). It is interesting to note that the structure of Eq. (22) is that of the conjugate of a linearized Vlasov equation for the Fourier components of a distribution function of the position θ and of the fictitious momentum ω ; it can be solved with the following procedure¹⁶. To study the initial value problem associated to Eq. (22) we use the Laplace transform in time, that defines $\tilde{f}(\omega, \nu)$ by

$$\tilde{f}(\omega, \nu) = \int_0^\infty dt e^{i\nu t} f(\omega, t), \quad (25)$$

where, as usual with this transform, $\text{Im}(\nu)$ must be positive and sufficiently large to assure the existence of the integral¹⁷. The inversion formula is given by

$$f(\omega, t) = \frac{1}{2\pi} \int_{\mathcal{C}} d\nu e^{-i\nu t} \tilde{f}(\omega, \nu), \quad (26)$$

where the integration path \mathcal{C} must pass above all the singularities (e.g., with a line parallel to the real axis) of the function $\tilde{f}(\omega, \nu)$. Taking the Laplace transform of Eq. (22) and

inserting the explicit expression of $r^*(t)$ given by (23) we have

$$-f(\omega, 0) - i\nu\tilde{f}(\omega, \nu) + i\omega\tilde{f}(\omega, \nu) - \frac{K}{2} \int d\omega' \tilde{f}(\omega', \nu)g(\omega') = 0, \quad (27)$$

where $f(\omega, 0)$ is the initial value, at time $t = 0$, of $f(\omega, t)$. For convenience we have not explicitly indicated the integration limits $(-\infty, +\infty)$ in the integral over ω' ; we will do the same in the integrals over ω appearing in the remaining of this section. The last equation can be rewritten as

$$\tilde{f}(\omega, \nu) - i\frac{K}{2} \frac{1}{\nu - \omega} \int d\omega' \tilde{f}(\omega', \nu)g(\omega') = \frac{f(\omega, 0)}{i(\omega - \nu)}. \quad (28)$$

Multiplying by $g(\omega)$ and integrating over ω one obtains

$$\int d\omega' \tilde{f}(\omega', \nu)g(\omega') = \frac{1}{\epsilon(\nu)} \int d\omega \frac{f(\omega, 0)g(\omega)}{i(\omega - \nu)}, \quad (29)$$

where the function $\epsilon(\nu)$ is defined by

$$\epsilon(\nu) = 1 - i\frac{K}{2} \int d\omega \frac{g(\omega)}{\nu - \omega}. \quad (30)$$

It must be stressed that the integral in the right hand side defines the function $\epsilon(\nu)$ for $\text{Im}(\nu) > 0$; for the remaining of the complex ν plane, $\epsilon(\nu)$ is defined by the analytical continuation of the right hand side of (30). Using Eq. (29) in the integral appearing in Eq. (27), and multiplying by $g(\omega)$, one finds

$$g(\omega)\tilde{f}(\omega, \nu) = \frac{f(\omega, 0)g(\omega)}{i(\omega - \nu)} + \frac{1}{\epsilon(\nu)} \frac{K}{2} \frac{g(\omega)}{i(\omega - \nu)} \int d\omega' \frac{f(\omega', 0)g(\omega')}{i(\omega' - \nu)}. \quad (31)$$

The integral over ω of the left hand side gives, according to Eq. (23), the Laplace transform of $r^*(t)$, i.e.,

$$\tilde{r}^*(\nu) = \int_0^\infty dt e^{i\nu t} r^*(t) = \int d\omega g(\omega)\tilde{f}(\omega, \nu). \quad (32)$$

Substituting the right hand side of Eq. (31), and using Eq. (30), we obtain

$$\tilde{r}^*(\nu) = \frac{1}{\epsilon(\nu)} \int d\omega \frac{f(\omega, 0)g(\omega)}{i(\omega - \nu)}. \quad (33)$$

In this way $\tilde{r}^*(\nu)$ is obtained as a function of the frequency distribution $g(\omega)$ and of the initial value $f(\omega, 0)$. By inversion one can then get $r^*(t)$:

$$r^*(t) = \frac{1}{2\pi} \int_{\mathcal{C}} d\nu e^{-i\nu t} \tilde{r}^*(\nu). \quad (34)$$

To make a comparison with the $r(t)$ determined by the set of equations (24) we consider the simple case in which $M = 1$. Since in this case $r^*(t)$ is simply proportional to the factor a_1 in Eq. (19), we have

$$\frac{dr^*(t)}{dt} = -i\omega_1 r^*(t) + \frac{K}{2} r^*(t). \quad (35)$$

We have $M = 1$ when, for example, $g(\omega)$ is a Lorentzian:

$$g(\omega) = \frac{b}{\pi} \frac{1}{\omega^2 + b^2}, \quad (36)$$

with b a given positive number. In this case we have $\omega_1 = -ib$, and Eq. (35) becomes

$$\frac{dr^*(t)}{dt} = -br^*(t) + \frac{K}{2} r^*(t). \quad (37)$$

The solution of this simple equation is clearly¹⁸

$$r^*(t) = r^*(0) e^{\left(\frac{K}{2} - b\right)t}. \quad (38)$$

We have to compare this solution with that obtained from Eq. (31) when $g(\omega)$ is given by (36). Looking at Eq. (31) and considering Eq. (30), we see that to compute the integral over ω of the right hand side of (31) we need to evaluate the two following integrals:

$$\int d\omega \frac{f(\omega, 0)g(\omega)}{\omega - \nu}, \quad \int d\omega \frac{g(\omega)}{\omega - \nu} \quad (39)$$

for $\text{Im}(\nu) > 0$. Some details of the computations presented in the remaining of this section are given in Appendix A. We will consider two cases: one in which $f(\omega, 0)$ has the properties required by the definition of the manifold \mathcal{G}_2 , and another in which $f(\omega, 0)$ does not have them. The second integral in Eq. (39) does not depend on $f(\omega, 0)$ and therefore its evaluation is the same in both cases. With $g(\omega)$ as in Eq. (36) we find

$$\int d\omega \frac{g(\omega)}{\omega - \nu} = -\frac{1}{\nu + ib}. \quad (40)$$

From this we also obtain the function $\epsilon(\nu)$, i.e.,

$$\epsilon(\nu) = \frac{\nu - i\left(\frac{K}{2} - b\right)}{\nu + ib}. \quad (41)$$

Let us begin with the case in which $f(\omega, 0)$ satisfies the properties related to the manifold \mathcal{G}_2 ; then, the first integral in Eq. (39) is obtained as

$$\int d\omega \frac{f(\omega, 0)g(\omega)}{\omega - \nu} = -\frac{f(-ib, 0)}{\nu + ib}. \quad (42)$$

Using the last three equations in (31) and (32) we find

$$\tilde{r}^*(\nu) = \frac{if(-ib, 0)}{\nu - i\left(\frac{K}{2} - b\right)}. \quad (43)$$

Then, the inverse Laplace transform allows to have

$$r^*(t) = f(-ib, 0)e^{(\frac{K}{2}-b)t}. \quad (44)$$

Furthermore, from Eq. (23) we get that $r^*(0) = f(-ib, 0)$, implying that, as we expect, Eq. (44) is identical to Eq. (38).

We now consider the case in which $f(\omega, 0)$ has singularities in the lower half complex ω plane. To have a definite example, we take also for $f(\omega, 0)$ a Lorentzian form:

$$f(\omega, 0) = \frac{c}{\pi} \frac{1}{\omega^2 + c^2}, \quad (45)$$

with c a positive number different from b . In this case the initial value $r^*(0)$, using Eq. (23), is given by

$$r^*(0) = \frac{1}{\pi(b+c)}. \quad (46)$$

On the other hand, now the first integral in (39) is evaluated to be

$$\int d\omega \frac{f(\omega, 0)g(\omega)}{\omega - \nu} = -\frac{1}{\pi(b^2 - c^2)} \frac{(b-c)\nu + i(b^2 - c^2)}{(\nu + ib)(\nu + ic)}. \quad (47)$$

Plugging in Eq. (31) and using Eq. (30), from Eq. (32) we have

$$\tilde{r}^*(\nu) = \frac{1}{\pi(b^2 - c^2)} \frac{i(b-c)\nu - (b^2 - c^2)}{\left[\nu - i\left(\frac{K}{2} - b\right)\right][\nu + ic]}. \quad (48)$$

By inverse Laplace transform we get, using (46),

$$r^*(t) = \frac{r^*(0)}{\frac{K}{2} + c - b} \left[\left(\frac{K}{2} + c\right) e^{(\frac{K}{2}-b)t} - be^{-ct} \right]. \quad (49)$$

Then, we see that now the solution of Eq. (22) does not coincide with that of Eq. (37); therefore the latter does not represent exactly the dynamics of the former.

But now we invoke physical considerations, leaving aside mathematical rigor, to argue that the difference between Eq. (49) and Eq. (38) is not physically relevant, in general, for the evaluation of the asymptotic states of the order parameter. In fact, we note that the second term in (49) vanishes exponentially. Then, if also the first term does so, when $(\frac{K}{2} - b) < 0$, we have in any case a dynamics that leads to an exponentially decaying $r^*(t)$.

On the other hand, if $\left(\frac{K}{2} - b\right) > 0$ and the first term in (38) increases exponentially, the second term will give a negligible contribution. In this latter case, the nonlinear term of Eq. (12) will come into play to lead $r^*(t)$ to its asymptotic value.

As emphasized at the beginning of this section, this analysis is not rigorous, since it is based on the linearization of Eqs. (12) and (20); the ultimate test should be given by the comparison of the numerical solution of the full equations (12) and (20). This is done below in Section III; there we show that while the solution of Eq. (12) and (20) produce the same dynamics of the order parameter when $f(\omega, 0)$ does not have singularities in the lower half plane, the two dynamics differ initially when $f(\omega, 0)$ does have singularities in the lower half plane, but nevertheless the asymptotic behavior of the order parameter is the same, and this is the important point for the determination of the phase diagram. In conclusion, we can expect that when the frequency distribution $g(\omega)$ has only poles in the lower half plane, the system of ordinary differential equations (20) (or (21)) can be taken as a substitute, *as far as the long-time evolution of the order parameter is concerned*, for the description of the dynamics of Eq. (12) independently from the presence of singularities, in the lower half of the complex ω plane, of the analytic continuation of the initial value $f(\omega, 0)$. When $f(\omega, 0)$ does not have the properties required by the definition of the manifold \mathcal{G}_2 , the two dynamics will present an initial transient in which they differ somewhat, but afterwards they will reach the same asymptotic value of the order parameter, as shown in Section III.

The above analysis has been done for frequency distributions $g(\omega)$ that can be analytically continued in the lower half plane without singularities. It can be argued that the same conclusion about the role of the initial condition $f(\omega, 0)$ holds for generic $g(\omega)$, since also in that case singularities of $f(\omega, 0)$ in the lower half plane will contribute exponentially decaying terms in the dynamics of the order parameter. In the section of the results we provide an example concerning this point.

B. The case of a Gaussian frequency distribution

We now come to the main part of this work, in which we consider the case of a frequency distribution $g(\omega)$ that cannot be analytically continued to complex values presenting only poles in the lower half plane and tending to zero for $\text{Im}(\omega) \rightarrow -\infty$. We take the physically relevant example of a Gaussian frequency distribution. If we want to study the case in

which the frequency distribution $g(\omega)$ is a Gaussian, the scheme described above cannot be employed, since this function, when considered in the complex ω plane, has an essential singularity at infinite, and therefore the application of the residue theorem as in Eq. (15) is not possible. As emphasized in the introductory remarks, on physical grounds one expect that frequency distributions that numerically do not differ very much should lead to very similar dynamics for the order parameter $r(t)$. After all, even if two numerically similar frequency distributions (for real ω) have very different mathematical properties concerning their analytical continuation on the complex ω plane, we do not expect this to have a strong influence at least on the most relevant and visible properties of the dynamics of the order parameter.

We take as working example a symmetric unimodal distribution, in particular a Gaussian, in order to have the simplest framework in which to describe our approach. It will be clear that the approach could be applied in other cases, like e.g., bimodal distributions, that give rise to more elaborate and interesting phase diagrams¹⁹. Let us then take the frequency distribution

$$g(\omega) = \frac{1}{\sqrt{2\pi\sigma^2}} e^{-\frac{\omega^2}{2\sigma^2}}. \quad (50)$$

As anticipated before, symmetric unimodal frequency distributions present a rather simple $R(K)$, describing the degree of synchronization of the system as a function of the coupling constant K . Following the Kuramoto analysis, the system of oscillators with this frequency distribution goes to an incoherent asymptotic state, $R = 0$, if the coupling constant K is not larger than the threshold value $K_c = 2/(\pi g(0)) = 2\sqrt{2}\sigma/\sqrt{\pi}$; above this threshold, the system is partially synchronized, $R(K)$ bifurcates continuously at $K = K_c$ from $R = 0$ and grows monotonically¹², tending to 1 for $K \rightarrow \infty$. For comparison with the results presented in the following, we evaluate $R(K)$ in our case. The function $R(K)$ for $K \geq K_c$ for a given unimodal symmetric $g(\omega)$ is given implicitly by^{12,13}:

$$K \int_{-\frac{\pi}{2}}^{\frac{\pi}{2}} d\theta \cos^2 \theta g(KR \sin \theta) = 1. \quad (51)$$

When g is given by Eq. (50) we obtain in few passages the following expression

$$\frac{K}{2\sigma} \sqrt{\frac{\pi}{2}} e^{-\frac{K^2 R^2}{4\sigma^2}} \left[I_0 \left(\frac{K^2 R^2}{4\sigma^2} \right) + I_1 \left(\frac{K^2 R^2}{4\sigma^2} \right) \right] = 1, \quad (52)$$

where I_0 and I_1 are the modified Bessel functions of order 0 and order 1, respectively. In Fig. 1 we plot the function $R(K/K_c)$ obtained by numerically solving this equation. For

completeness the plot starts at $K = 0$, to show that for $K \leq K_c$ the value of R vanishes. As it could have been guessed on physical grounds, Eq. (52) shows that R depends on the ratio K/σ . Therefore, without loss of generality, and in order to simplify the notations, we can work at the given value $\sigma = 1/\sqrt{2}$, so that our Gaussian distribution will be

$$g(\omega) = \frac{1}{\sqrt{\pi}} e^{-\omega^2}. \quad (53)$$

Correspondingly, the threshold value of the coupling constant will be $K_c = 2/\sqrt{\pi}$.

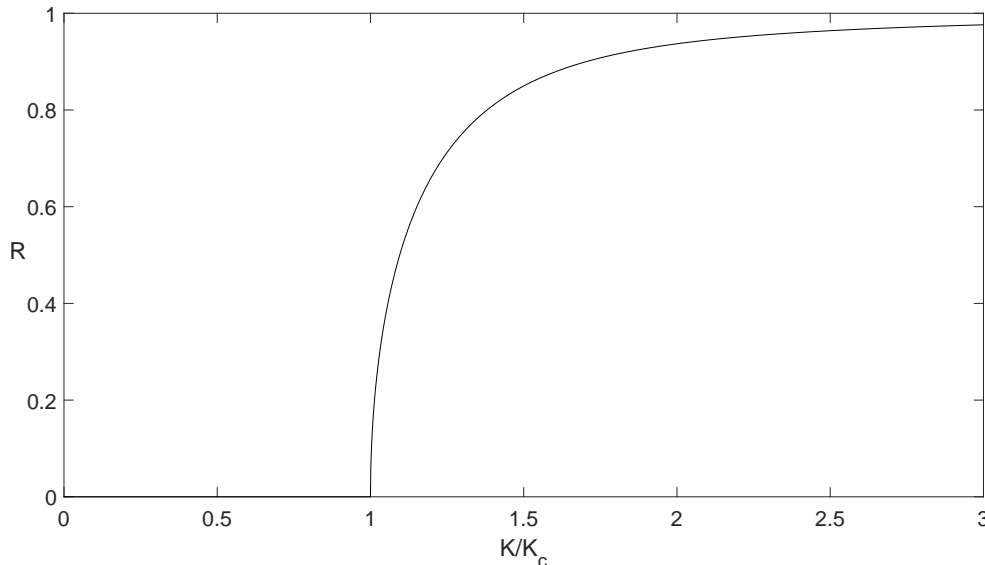


FIG. 1. The function $R(K/K_c)$ in the case of the Gaussian distribution (50), computed from Eq. (52). The critical value of the coupling constant is $K_c = 2\sqrt{2}\sigma/\sqrt{\pi}$.

Let us now proceed with our approximation, which is actually quite simple. It consists in writing $e^{-\omega^2} = 1/e^{\omega^2}$, and then replacing the exponential in the denominator with its power expansion truncated at a given order. Namely, we replace $g(\omega)$ with $g_P(\omega)$ given by

$$g_P(\omega) = \frac{1}{C_P \sqrt{\pi}} \left[\sum_{s=0}^P \frac{1}{s!} \omega^{2s} \right]^{-1}. \quad (54)$$

The coefficient C_P is necessary since we must work with normalized frequency distributions, and with a finite P the integral of the fraction substituting $e^{-\omega^2}$ is slightly larger than $\sqrt{\pi}$. Therefore, we already see that the approximation implies a change in the threshold value, that becomes $K_c^{(P)} = 2C_P/\sqrt{\pi}$. However, we will see that already for quite small values of P ,

the value of C_P is so close to 1 that the threshold value K_c becomes practically coincident to that of the exact Gaussian distribution. Actually, the whole curve $R_P(K)$ will be extremely close to the exact one. As a first hint of this, before explicitly computing $R_P(K)$, we can take the following fact. We know^{12,13} that from Eq. (51) one can obtain an expansion of $R^2(K)$ in terms of the powers of $(K - K_c)$, in which the coefficients depend on the derivatives of $g(\omega)$ at $\omega = 0$, with derivatives of increasing order coming into play at increasing powers of $K - K_c$. Now, we can show that the first $2P$ derivatives of $g_P(\omega)/C_P$ at $\omega = 0$ coincide with those of the Gaussian (50). Thus, apart from the discrepancy due to the factor C_P , that as anticipated is extremely close to 1 already for small values of P , this indicates that the curve $R_P(K)$ should be very close to the exact $R(K)$. The equality just mentioned of the first $2P$ derivatives at $\omega = 0$ can be proved as in the following. Obviously we have to consider only the derivatives of even order, since $g(\omega)$ and $g_P(\omega)$ are even functions, and then the odd derivatives at $\omega = 0$ vanish. It is equivalent to work with the coefficients of the power expansions, proportional to the derivatives. Neglecting also the multiplicative coefficient $1/\sqrt{\pi}$, we start with the trivial power expansion

$$e^{-\omega^2} = \sum_{k=0}^{\infty} \frac{(-1)^k}{k!} \omega^{2k} \quad (55)$$

(thus, the $(2k)$ -th derivative at $\omega = 0$ is equal to $(-1)^k(2k)!/k!$). Concerning $g_P(\omega)$, we write the power expansion as

$$\left[\sum_{s=0}^P \frac{1}{s!} \omega^{2s} \right]^{-1} = \sum_{k=0}^P c_k \omega^{2k} + \sum_{k=P+1}^{\infty} d_k \omega^{2k}, \quad (56)$$

where we have separated the first terms up to the power $2P$ from the remaining ones. We are interested in the coefficients c_k , related to the first $2P$ derivatives at $\omega = 0$ of the left hand side. Taking $\omega = 0$ one sees that $c_0 = 1$. We rewrite the above expression as

$$\left[\sum_{s=0}^P \frac{1}{s!} \omega^{2s} \right] \left[\sum_{k=0}^P c_k \omega^{2k} + \sum_{k=P+1}^{\infty} d_k \omega^{2k} \right] = 1. \quad (57)$$

Performing the multiplication one can obtain linear equations in the unknown coefficients c_k and d_k . It is easy to see that the coefficients c_1, \dots, c_P are obtained by the following system of P linear equations:

$$\sum_{k=0}^q \frac{1}{k!} c_{q-k} = 0 \quad q = 1, 2, \dots, P. \quad (58)$$

Note that the system is not homogeneous, since in each equation the last term of the sum is proportional to the known coefficient $c_0 = 1$. It is immediate to see that taking $c_k = \frac{(-1)^k}{k!}$ this system is satisfied, since for any q the sum would be equal to $q!$ times the binomial expansion of $(1 - 1)^q = 0^q = 0$. Thus, from the uniqueness of the coefficients of a power expansion, we find that the first coefficients, up to $k = 2P$, of the expansion of the left hand side of Eq. (56) are equal to those of the expansion of the Gaussian (55).

III. COMPARISON OF THE RESULTS FOR THE ORDER PARAMETER DYNAMICS

We begin by providing the following result concerning the value of the parameter C_P , related to the normalization of the sum in Eq. (54), for two chosen values of P . For $P = 6$ we have $C_6 \approx 1.003$, while for $P = 12$ we have $C_{12} \approx 1.00003$. Therefore, we have $K_c^{(6)} \approx 1.003K_c$ and $K_c^{(12)} \approx 1.00003K_c$. This implies that these threshold values, especially the one for $P = 12$, are extremely close to that of the exact Gaussian distribution. In Fig. 2 we plot, as a function of K/K_c , the modulus $R(K/K_c)$ of the order parameter for the Gaussian (53), $g(\omega)$, the modulus $R_6(K/K_c)$ for the distribution (54) with $P = 6$, $g_6(\omega)$, and the modulus $R_{12}(K/K_c)$ for the distribution (54) with $P = 12$, $g_{12}(\omega)$. Actually, the whole curve $R_{12}(K/K_c)$ is so close to $R(K/K_c)$ that the two curves cannot be distinguished, in the scale of the plot. This is true also for the inset, where we plot the curves for large values of K/K_c . Concerning the curve $R_6(K/K_c)$, it can hardly be distinguished from $R(K/K_c)$ in the main plot, and only in the inset the very small difference can be clearly seen.

The sum in Eq. (54) has $2P$ zeros in the complex ω plane, i.e., the function $g_P(\omega)$ has $2P$ poles; obviously, they are all complex, since the coefficients in the sum are all positive and the powers of ω are even. It is easy to see that, if ω_m is a pole with $\text{Re}(\omega_m) \neq 0$, then also ω_m^* , $-\omega_m$ and $-\omega_m^*$ are poles. In Fig. 3 we show the poles of $g_6(\omega)$ and of $g_{12}(\omega)$ in the complex ω plane. The poles in the lower half plane are those that appear in Eqs. (20) and (21).

We now proceed to compare the results of the dynamics. We will use the approximation with $P = 12$. In Figs. 4 and 5, see below, we will plot the time course of the modulus $R(t)$ of the complex order parameter as obtained in three ways (as anticipated in Section II A 1): from the numerical integration of the N -body equations of motion (1), from the numerical

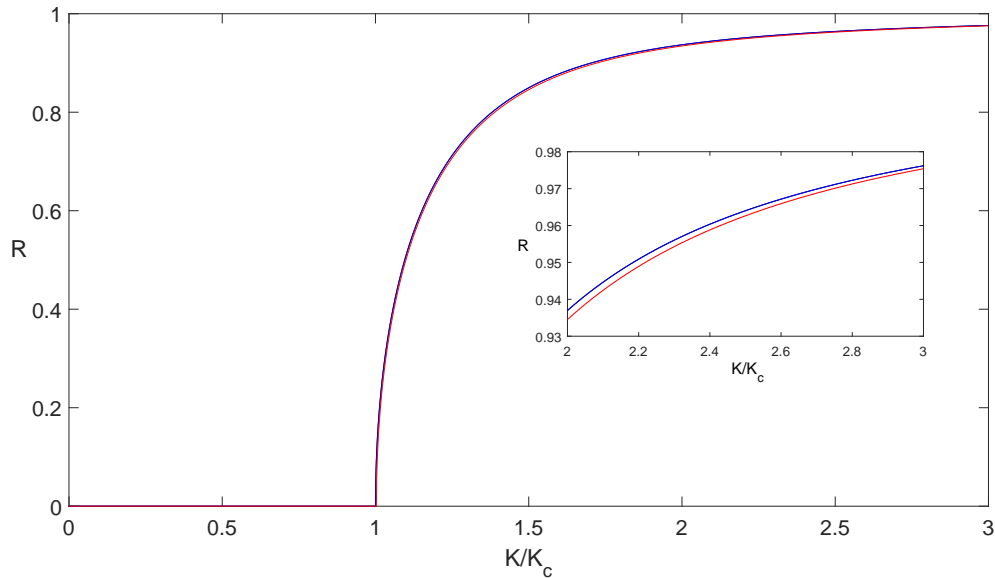


FIG. 2. The functions $R(K/K_c)$ for the Gaussian distribution (53) (in black), for the distribution (54) with $P = 12$ (in blue) and with $P = 6$ (in red). The inset shows the large K/K_c range. Actually the blue curve, in the scale of the plot, even in the inset, superimposes to the black curve, and the two curves cannot be distinguished.

solution of the partial differential equation (12), supplemented with Eq. (13), for the Fourier component $f(\omega, t)$, and from the numerical solution of the system of ordinary differential equations (20) (or equivalently (21)). It is important to emphasize that, in the spirit of this work, Eq. (12) has been solved using the Gaussian distribution function (53); this is done in order to compare the results of the dynamics employing the exact frequency distribution, for which one cannot use the system of few equations (20) for the variables $r^{(m)*}(t)$, and that of the dynamics where the system can be used, but at the price of approximating the frequency distribution. For all the numerical integrations one has to choose the initial conditions. The remaining of this Section is divided in two parts. In Section III A we provide the details on the choice of initial conditions, while in Section III B we present and comment the results of the simulations.

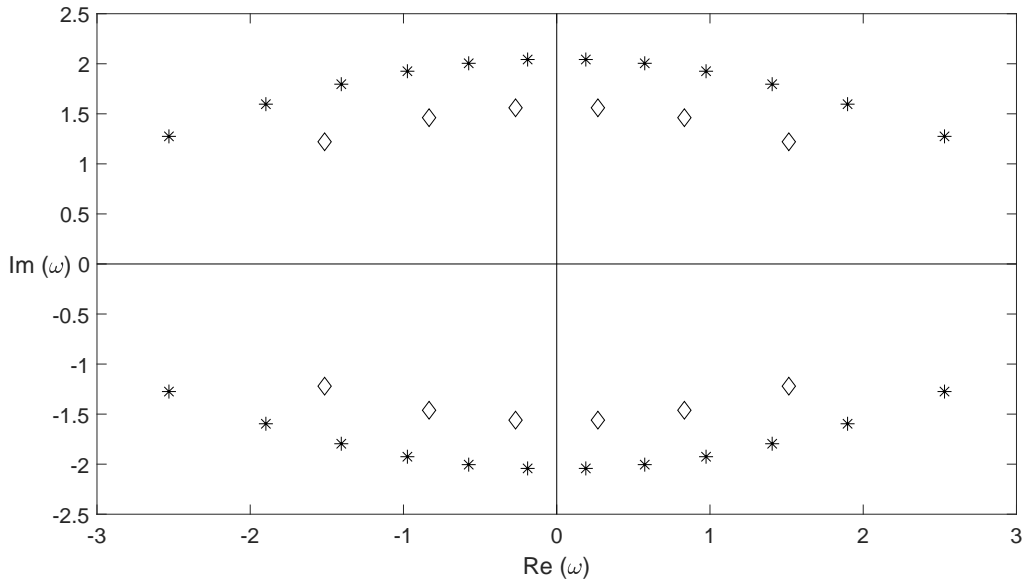


FIG. 3. The 12 poles of the function $g_6(\omega)$ (diamonds) and the 24 poles of the function $g_{12}(\omega)$ (stars) in the complex ω plane.

A. The choice of the initial conditions

Let us begin with the description of the initial condition $f(\omega, 0)$ for the numerical integration of the partial differential equation (12). As already mentioned in Section II A 1, we have performed this integration choosing two different initial conditions for $f(\omega, 0)$, given respectively by

$$f(\omega, 0) = \frac{1}{5}e^{-i\omega} \quad (59)$$

and

$$f(\omega, 0) = \frac{\delta}{\omega^2 + 1}. \quad (60)$$

In (59) the coefficient $1/5$ has been arbitrarily chosen (we remind that the OA scheme requires $|f(\omega, 0)| \leq 1$, see Eq. (11)). That functional form of $f(\omega, 0)$ can be analytically continued without singularities in the lower half plane, with $|f(\omega, 0)| \rightarrow 0$ for $\text{Im}(\omega) \rightarrow -\infty$; it thus satisfies the properties required for the derivation of the system of ordinary differential equations (20) for the evolution of the order parameter. On the contrary, in the lower half plane the function (60) has a pole in $\omega = -i$. For both choices of initial conditions $f(\omega, 0)$ it is not difficult to compute the initial value of the order parameter, from Eq. (13), when

$g(\omega)$ is the Gaussian. In fact, we have

$$R(0) = r(0) = \frac{1}{5\sqrt{\pi}} \int_{-\infty}^{+\infty} d\omega e^{-\omega^2 - i\omega} = \frac{1}{5} e^{-0.25} \approx 0.15576 \quad (61)$$

for $f(\omega, 0)$ given by (59), and, using a known result,

$$R(0) = r(0) = \frac{\delta}{\sqrt{\pi}} \int_{-\infty}^{+\infty} d\omega \frac{e^{-\omega^2}}{\omega^2 + 1} = \delta\sqrt{\pi} e [1 - \operatorname{erf}(1)] , \quad (62)$$

where $\operatorname{erf}(x)$ is the error function, for $f(\omega, 0)$ given by (60). The value of δ (≈ 0.20552) has been taken in order to give the same value of $R(0)$ as in (61). The order parameter evolution coming from the two simulations of the partial differential equation (12) starting from the two initial conditions is presented below, in Section III B, in Fig. 4 and Fig. 5, respectively.

We now go to the choice of the initial conditions for the integration of the N -body equations of motion (1). In principle it would be possible to reproduce the initial condition $f(\omega, 0)$ also in the integration of the N -body equations of motion, but in practice it is not possible to achieve this with a reasonable precision without simulating a system with a huge number N of oscillators, in which case the integration would require an unreasonable time. Therefore in the simulations of the N -body system we have chosen, as initial condition, values of the phases θ_i uniformly distributed in a given range between 0 and 2π , with the range chosen to produce the desired initial value $R(0)$. To have the same initial value of $R(0)$ as in the integration of the partial differential equation (12), the initial phases have been uniformly distributed between $-\theta_0$ and $+\theta_0$, with $\theta_0 \approx 2.70643$. The resulting dynamics of the order parameter is given both in Fig. 4 and in Fig. 5, for comparison with the corresponding dynamics obtained from the other evolution equations.

We finally consider the initial conditions for the system of ordinary differential equations (20). In these equations the complex order parameter $r(t)$ is expressed in terms of the dynamical variables $r^{(m)}(t)$ through Eq. (19), with the coefficients a_m proportional to the residues of the approximating function $g_P(\omega)$ (see Eq. (17)) and the frequencies ω_m the corresponding poles. We thus need the initial values of the dynamical variables, $r^{(m)}(0)$. Correspondingly to the two choices of the initial condition $f(\omega, 0)$, the values of $r^{(m)}(0)$ have been taken as follows. For $f(\omega, 0)$ equal to (59) we have taken, according to Eq. (18), $r^{(m)*}(0)$ equal to $f(\omega_m, 0)$, i.e., the value of analytic continuation of $f(\omega, 0)$ in the m -pole of the approximating function $g_P(\omega)$. On the other hand, for $f(\omega, 0)$ equal to (60) Eq. (19) is no longer valid, even with a $g(\omega)$ with only poles in the lower half plane, like our $g_P(\omega)$,

since now we have to take into account also the residue at the pole of $f(\omega, 0)$. Then, Eq. (19) cannot be directly used to compute the initial value $R(0)$ for the system of equations (20). Therefore, we did use the extension of Eq. (60) to complex ω values, taking $r^{(m)*}(0)$ proportional to $f(\omega_m, 0)$, with the constant of proportionality (i.e., an overall coefficient in front of the sum in (19)) such to get the same initial value $R(0)$ as before (≈ 0.15576). This is a justified procedure, since with the choice of $f(\omega, 0)$ equal to Eq. (60) we want to study the dynamics of the system (20) in a case in which it would not be allowed, mathematically, to represent with that system the dynamics generated by Eq. (12) for the order parameter, because the initial condition does not belong to the manifold \mathcal{G}_2 ; thus, our choice of the initial conditions for the system (20), with $R(0)$ equal to that resulting from of Eq. (12), seems the most natural choice.

B. The results of the numerical integrations

In the numerical integration of the equations of motion (1) we have taken $N = 4 \times 10^5$ oscillators, and the timestep has been fixed equal to $\Delta t = 0.001$; the frequencies have been extracted from the Gaussian distribution (53). In the results presented below, we have taken, for the coupling constant, the value $K = \frac{3}{2}K_c$. We have obtained similar results for other values.

In Fig. 4 we show the comparison of the order parameter dynamics obtained from the N -body equations of motion (1) with that obtained from the integration of the partial differential equation (12) with initial condition $f(\omega, 0) = \frac{1}{5}e^{-i\omega}$ (see Eq. (59)), and with that obtained from the system of ordinary differential equations (20). The initial conditions have been taken as described in Section III A. The integration of the partial differential equation (12) has been done discretizing the ω values in steps of $\Delta\omega = 0.0001$. As already remarked, the function $f(\omega, 0)$ given by Eq. (59) satisfies the properties required to belong to the manifold \mathcal{G}_2 . We recall that the initial value of $R(0)$ is about 0.15576.

In the plot the curves $R(t)$ for the equation (12) and the system of equations (20) are indistinguishable on the scale of the plot, while the simulation of the N -body system gives a clearly different $R(t)$, that presents a more rapid rise towards the asymptotic value. Obviously, we have to expect that the initial condition of the system of N oscillators does not satisfy the OA ansatz and then the n -th Fourier component of the initial distribution

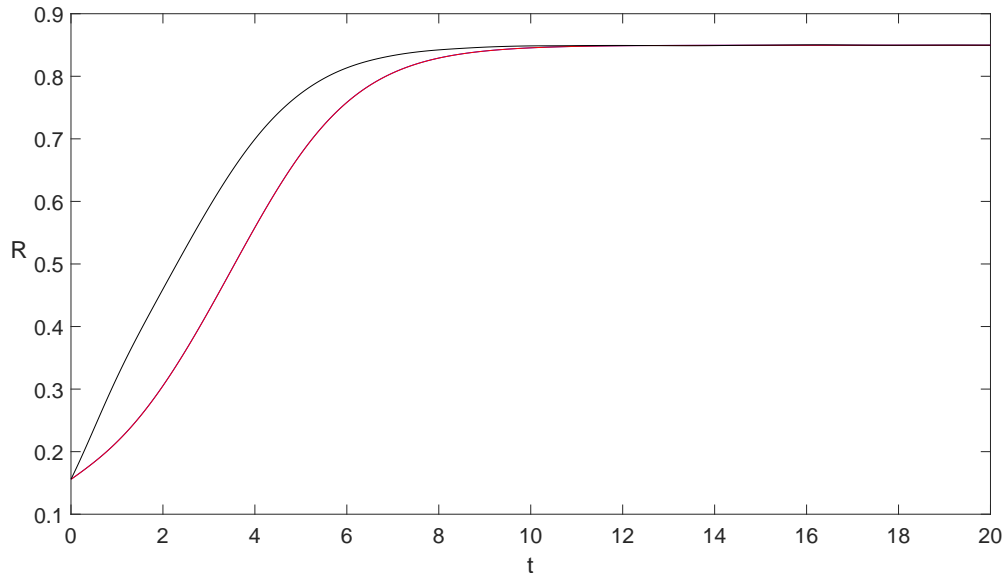


FIG. 4. Time course of the modulus $R(t)$ of the complex order parameter, for a Gaussian frequency distribution and with $K = \frac{3}{2}K_c$, from: solution of the equations of motion (1) (black); solution of Eq. (12) for $f(\omega, t)$ with initial condition $f(\omega, 0) = e^{-i\omega}/5$ (blue); solution of the system of equations (20) (red) with the same initial condition extended to complex frequencies (in this case the Gaussian frequency distribution is replaced by the approximation $g_{12}(\omega)$). The blue and red curves superimpose, and they are not distinguishable.

$\rho(\theta, \omega, 0)$ will not be the n -th power of the first one. We come back below to this point, showing a simulation with a Lorentzian frequency distribution. It is interesting to note how a distribution with poles located at ω values with moduli of order 1 (see Fig. 3) can reproduce the dynamics of a distribution with an essential singularity at infinite. In the Conclusions and in Appendix B we comment on this point.

Next we analyze the case in which the initial condition $f(\omega, 0)$ does not belong to the manifold \mathcal{G}_2 . In Fig. 5 we compare the order parameter dynamics obtained from the N -body equations of motion (1) (the same dynamics shown in Fig. 4) with that obtained from the integration of the partial differential equation (12) with initial condition given by Eq. (60), and with that obtained from the system of ordinary differential equations (20). Also for this case we refer, for the initial conditions, to Section III A.

We see that now, as expected, there is a clear difference, in the initial transient, between

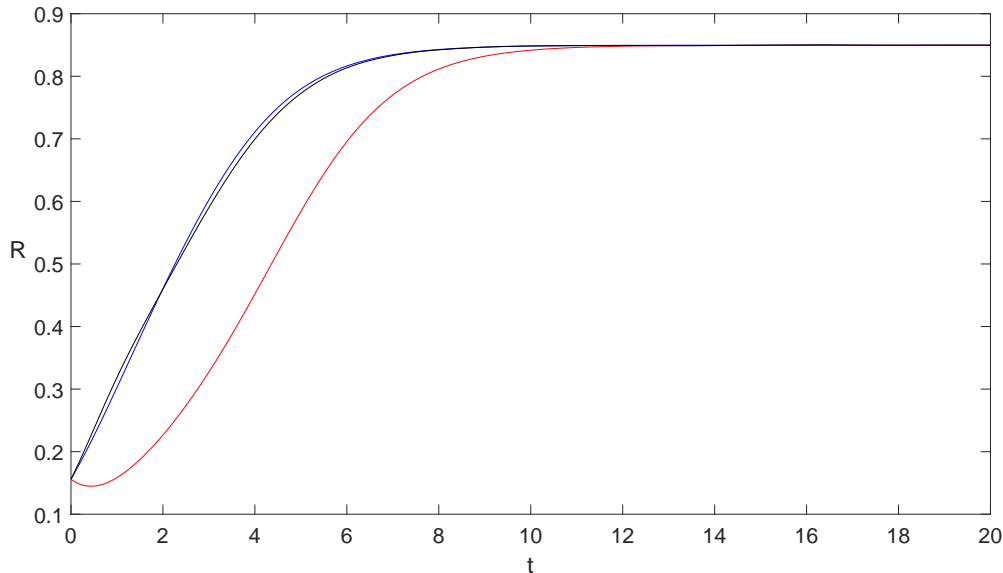


FIG. 5. Time course of the modulus $R(t)$ of the complex order parameter, for a Gaussian frequency distribution and with $K = \frac{3}{2}K_c$, from: solution of the equations of motion (1) (black); solution of Eq. (12) for $f(\omega, t)$ with initial condition $f(\omega, 0) = \delta/(\omega^2 + 1)$ (blue); solution of the system of equations (20) (red) (in this case the Gaussian frequency distribution is replaced by the approximation $g_{12}(\omega)$).

the $R(t)$ generated by Eq. (12) and the $R(t)$ generated by the system (20). The former appears close, but clearly different, to the N -body dynamics, for which we use, as remarked, the same dynamics as that in Fig. 4. Therefore, now the difference, in the initial transient, between the dynamic generated by Eq. (12) and that generated by the system (20) is due to $f(\omega, 0)$ not belonging to the manifold \mathcal{G}_2 , while, as before, the difference of both with respect to the N -body dynamics is due to the fact that in the latter $\rho(\theta, \omega, 0)$ does not satisfy the OA ansatz.

Concerning the last features, we want to show that they occur also in the simple case of a Lorentzian frequency distribution, that clearly satisfies the requirements for the representation of the dynamics of the order parameter with the system (20), that in this case consists of only a single equation. Even more, this single equation can be analytically solved¹. It is not necessary here to give the expression of this analytical solution; our purpose is to compare it with the dynamics of $R(t)$ generated by the N -body equations of motion (1)

and with that determined by Eq. (20) for an initial condition $f(\omega, 0)$ not belonging to the manifold \mathcal{G}_2 . So, the frequency distribution is $g(\omega) = \frac{b}{\pi} \frac{1}{\omega^2 + b^2}$, where we have taken $b = 0.1$. For $f(\omega, 0)$ we have chosen the same function (60) employed before. Now, the positive factor δ can be obtained, as a function of $R(0)$, from the expression resulting from Eq. (13) in this case, which is $R(0) = r(0) = \delta/(b + 1)$. We remind that for the Lorentzian distribution the critical value of the coupling constant is $K_c = 2b$. As for the previous simulations we have chosen $K = \frac{3}{2}K_c$, and we prepared the system with a finite initial value $R(0) \approx 0.301$. In Fig. 6 we show the comparison of the dynamics generated by the equations of motion (1) with the analytical solution of the single equation (20) when $M = 1$ and with the solution of Eq. (12). As for the Gaussian frequency distribution there is a clear difference in an

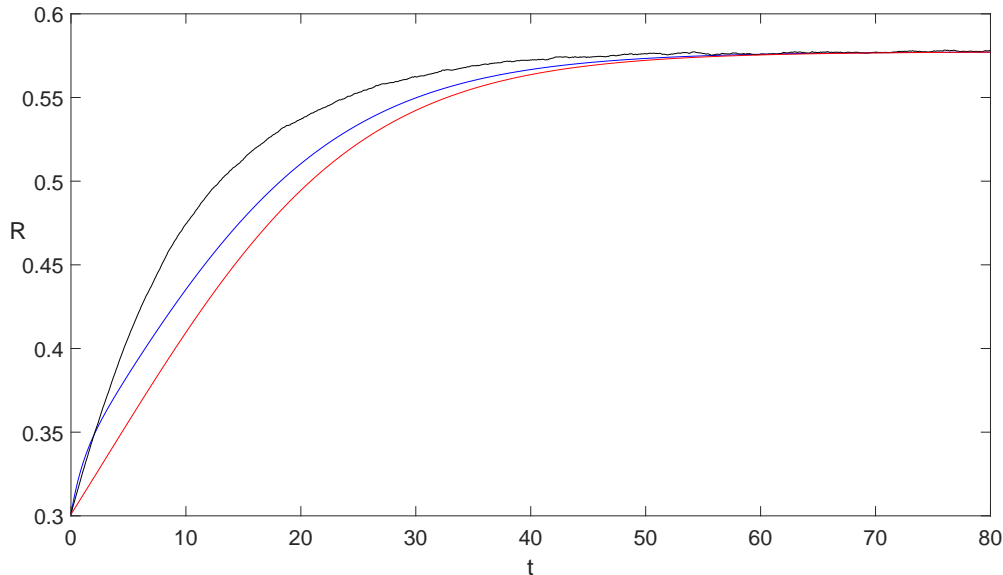


FIG. 6. Time course of the modulus $R(t)$ of the complex order parameter, for a Lorentzian frequency distribution and with $K = \frac{3}{2}K_c$, from: solution of the equations of motion (1) (black); solution of Eq. (12) for $f(\omega, t)$ with initial condition $f(\omega, 0) = \delta/(\omega^2 + 1)$ (blue); solution of the system of equations (20) (red) (in this case the system reduces to a single equation that can be solved analytically).

initial transient between the various dynamics. The origin of the differences is the same. Concerning the dynamics generated by the equations of motion (1), it stems from the fact that $\rho(\theta, \omega, 0)$ does not satisfy the OA ansatz, while the difference between the dynamics

generated by (12) and that generated by (20) is a consequence of the initial $f(\omega, 0)$, that does not belong to the manifold \mathcal{G}_2 .

Overall the results confirm that, with the simple approximation introduced for the treatment of the Gaussian frequency distribution, this case can be treated, within the scheme of the OA ansatz, analogously to those in which $g(\omega)$ has only few poles in the lower half plane. The differences with respect to the dynamics determined by the Eq. (12) for $f(\omega, t)$, have therefore the same origin, as well as the differences with respect to the dynamics described by the equations of motion (1).

IV. DISCUSSION AND CONCLUSIONS

In this work our focus has been the analysis of an approximation that could be suitable for the study of the dynamics of the order parameter $r(t)$ of the Kuramoto model, in the limit $N \rightarrow \infty$, *within the OA ansatz*, independently from the properties of the frequency distribution $g(\omega)$. With the OA ansatz the dynamics, described in general with the continuity equation (3) for the distribution function $\rho(\theta, \omega, t)$, can be represented by the partial differential equation (12), together with Eq. (13), for the first Fourier component $f(\omega, t)$ of the distribution function $\rho(\theta, \omega, t)$. Only with further assumptions, especially for the frequency distribution $g(\omega)$, it is possible to go further, replacing Eq. (12), an equation depending on a continuous variable ω , with the system of (few) ordinary differential equations (20), if one wants to describe the dynamics of the order parameter. The main purpose of this work has been the comparison of the long-time dynamics of the order parameter as obtained from the N -body equations of motion (1) and from the system of ordinary differential equations (20); in the latter we have employed the poles of the approximating function $g_P(\omega)$. The numerical equality of the asymptotic value of the order parameter shown by the black and red curves in Fig. 4 and Fig. 5) is the main result of this paper.

Although our work has considered the dynamics in the invariant manifold defined by the OA ansatz, we must now comment about the relation of this dynamics to the full dynamics as generated by Eq. (7) for $\rho(\theta, \omega, t)$ or by Eq. (9) for the Fourier components $f_n(\omega, t)$. As a first remark, we have to stress that, with those equations, we are considering an infinite system. Therefore *in principle* those equations should not be compared with the dynamics of a finite system of oscillators, even with a very large number of them. We come back to

this in a moment, but before we treat the point of the relation of the full dynamics, i.e., the system (9), with the dynamics in the OA manifold. Although this manifold is invariant, it has been shown²⁰ that in general it is not attracting; therefore, if we consider the full dynamics, we should not expect, in general, that the trajectory in the full dynamical infinite dimensional phase space of the system will converge to the OA manifold; in other words, the trajectory in the full phase space will in general stay distinct from a trajectory generated by (12), that will remain in the OA manifold. However, as we have emphasized above, in this paper we are interested in the long-time behavior of the order parameter, not in the analysis of the trajectory in the full phase space of the system; the long-time behavior of the order parameter is what we need for the determination of the phase diagram of the system, as explained in the Introduction. This situation can be considered very similar to the study of a macroscopic observable in a many-body system; we know that the determination of the precise detailed microscopic dynamics, that in general can be obtained only numerically with simulations, is not necessary for the determination of the macroscopic observable. The analogy can be further extended by observing that in our oscillator system the order parameter can reach a stationary value while the microscopic dynamics continues to evolve; this is similar to the relation between the stationary equilibrium value of an observable and the underlying microscopic dynamics in a many-body Hamiltonian system. Then, for the study of the order parameter in our oscillator system, it suffices that the dynamics of the order parameter, as generated by the full dynamics, approaches, in some sense, the corresponding dynamics as generated within the OA manifold. In this respect it is shown in Ref. 20 that for a Lorentzian $g(\omega)$ and the assumptions on $f(\omega, 0)$ required by the OA scheme, this actually occurs in an infinite system, for a weak convergence to the solution in the OA manifold. Thus, in spite of the fact that a distribution with $f_n = f_1^n$ is a very special one, Ref. 20 shows that at least for the Lorentzian frequency distribution this assumption does capture the long time behavior of the order parameter. The extension of the validity of this result to other functional forms of $g(\omega)$ seems to be very reasonable, but from the mathematical point of view it remains at the level of an assumption. Our numerical results, however, provide support to it. A concrete system, in particular the system simulated by numerically solving the equations of motion like (1), has a very large but finite number N of components. Considering the full microscopic dynamics, it is possible that some features occurring for $N \rightarrow \infty$ are no more valid for finite N , even if large. But, again, we are

considering here the long-time behavior of a macroscopic quantity, and on physical grounds one should expect that this quantity in the finite macroscopic system behaves like in the infinite system; in particular, the asymptotic value of the order parameter could have a relative correction of the order $1/N$ elevated to some positive power with respect to the one of the infinite system, numerically irrelevant for the N values available in simulations, but sufficient to prevent a mathematical convergence to the order parameter value for $N \rightarrow \infty$. This expectation obviously is not a mathematical proof, and one can rely on the numerical simulations showing that this is actually what occurs; in our case Fig. 4 and Fig. 5.

The numerical convergence of the order parameter as obtained by the system of equations (20) to the one derived from the N -body equations of motion seems to occur also in spite of another issue that, from the mathematical point of view, has to be considered. As shown in Ref. 20, the manifold \mathcal{G}_1 is only one of the invariants of the dynamics. There are infinite other invariant manifolds, defined by finite weighted and normalized sums of different distributions $\rho(\theta, \omega, t)$, but with each one satisfying the position (11). Furthermore, all these invariant manifolds are only neutrally stable and continuously connected (full details and formal developments are found in Ref. 20). It is then to be expected that the numerical simulation of the dynamics will drift among the different manifolds. This is a common situation in simulations: because of the finite precision due to the finiteness of the integration step, the orbit determined by the integration algorithm will never be mathematically a true orbit of the system. Then, in presence of continuously connected neutrally stable invariant manifolds, even if the true orbit remains in one of them, the simulated orbit, because of the finite precision, will in general drift among the invariant manifolds. In our case, in principle this fact raises a question about the representativity of the asymptotic values of the order parameter. On the other hand, the reproducibility of this asymptotic value when one performs simulations starting from different initial conditions, could suggest that, after an initial transient, the order parameter, *in the weak convergence sense mentioned above*, tends to the same asymptotic value regardless of the invariant manifold to which the true orbit belongs, giving support to the representativity of the asymptotic value. Also in this case, as before, from the mathematical point of view this remains an assumption, although supported by the numerical results.

As a working example for our study, we have taken a Gaussian frequency distribution. This very natural assumption about the form of $g(\omega)$ does not satisfy the necessary condi-

tions for the use of the system (20). However, on the basis of the approximating function that we have presented, we have shown that, from the practical point of view, Eqs. (20) can actually be employed. It is interesting to look for an explanation of why an essential singularity, like that of the Gaussian frequency distribution, while preventing mathematically the use of the system (20), nevertheless does not have any numerically relevant consequence on the asymptotic dynamics of the order parameter. In Appendix B we show that this is related to the fact that, for the frequency distribution proportional to $e^{-\omega^2}$, the essential singularity is associated to a term of the form $e^{-t^2/4}$ in the dynamics of $r(t)$; such a term gives a numerically negligible contribution, especially in the case in which $|r(t)|$ tends asymptotically to a finite value. However, being always present, independently from the properties of the analytical continuation to complex values of the initial condition $f(\omega, 0)$, it does not allow to have a mathematically rigorous description with a system of equations like (20). For other frequency distributions with an essential singularity at infinite, the coefficient of the exponent will be different, i.e., we will have a term of the form $e^{-\gamma t^2}$, with γ positive, but this does not change the conclusion.

We have compared the dynamics of the order parameter derived from the numerical solution of (12) and of (20) with the dynamics of the order parameter as obtained in the simulation of a N -body system, i.e., of the equations of motion (1). We have seen that at early times the dynamics do not coincide, but that very soon they do so, in particular tending to the same asymptotic value for $|r(t)|$. We then see that the value chosen for N , i.e., 4×10^5 , is sufficient to have a dynamics *of the order parameter* that is practically coincident with that of an infinite system. To use the same argument employed above, this is analogous to what found in the N -body simulations of macroscopic systems, obviously with a finite N , that agree with the results obtained, for the macroscopic observables, with theoretical analyses made in the thermodynamic limit $N \rightarrow \infty$.

Concerning the differences in the initial transient of the dynamics of the order parameter, we have shown that they are unavoidable, also in the case in which the frequency distribution allows the reduction of the dynamics, for suitable initial conditions $f(\omega, 0)$, to the low dimensional manifold \mathcal{M} . In fact, they appear in the simplest such case, that of a Lorentzian, with only a single pole in the lower half plane (see Fig. 6). Therefore the differences are present in general, and our approximation scheme, while allowing, *within the OA ansatz*, the reduction of the order parameter dynamics to the low dimensional manifold \mathcal{M} , cannot

remove them. Also, the differences in the transient behavior will depend on the initial conditions, but if one is interested in the asymptotic behavior of the order parameter this will not be a problem.

The practical value of the results presented in this work could be the following. Here we have analyzed the results with a Gaussian frequency distribution. As emphasized above, for symmetric unimodal frequency distribution the phase diagram is quite simple. But for other distributions the phase diagram can be very rich. Especially for non-unimodal distributions we could expect the presence not only of stationary states for the modulus $R(t)$ of the order parameter, but also of oscillating asymptotic states¹⁹. The approximation of a frequency distribution not satisfying the assumptions for the use of the system (20) with one that does satisfy them, could then be exploited for the determination of the phase diagram in a fast way. In fact, the numerical solution of the system (20) is extremely faster than that of Eq. (12) or of the simulation of the equations of motion (1) of the N -body system. We do recognize that the borders between different regions in the phase diagram will be determined with a small error. For example, the transition point in the onedimensional phase diagram of the Gaussian frequency distribution is affected by a relative error of about $C_P - 1$, where C_P is the normalizing factor of the approximating function (54). However, we have seen that C_P is extremely close to 1 (we remind that $C_{12} \approx 1.00003$). The application of the approximation scheme proposed here to other distributions would require that, similarly to what found for the Gaussian, the normalizing factor C_P would be very close to 1. We remind that this closeness is here related to the fact that the fraction in the approximating function (54) is numerically so close to $e^{-\omega^2}$ that its integral is extremely close to $\sqrt{\pi}$. Therefore for the application of the scheme one should find an analogous relation between the approximating function and the original function not satisfying the assumption for the use of the system (20). The number of necessary poles in the approximating function might sometimes be higher than the one found here for the Gaussian, but this would not be important, given the extreme velocity of the numerical solution of the system (20). We therefore expect that also in the application to other cases the asymptotic states of the system, and their properties, will be found correctly, with just this very small error in the location of the borders between different regions.

An intrinsic limitation in the OA procedure, more precisely in the use of a system of few ordinary differential equations like (20), comes from the requirement that the frequency

distribution function $g(\omega)$ be analytically prolongable in the complex plane. This excludes, for example, continuous distributions that however have a compact support in the real ω line. But also in this case, if one is able to find an approximating function which is continuous and analytic on the whole real line, and with few poles in the lower half plane, the method proposed here could be applied.

This work has focused on the study of the phase diagram of the system of oscillators, adopting the point of view of a statistical mechanics study. In this perspective, the object of interest is a macroscopic quantity, here the order parameter, and the representation of the dynamics with the system (20), i.e., the use of the OA ansatz, can be interpreted as an approximation for the dynamics of the order parameter. Of course the usefulness of the approximation represented by the OA ansatz resides in the fact, as shown by the simulations, that the long-time behavior of the order parameter is caught correctly. The approximation scheme cannot be adopted if the frequency distribution $g(\omega)$ has essential singularities in the complex plane, and this work has dealt with a suitable approximation of $g(\omega)$ that allows to use it. If other macroscopic quantities happen to share with the order parameter $r(t)$ the property that their long-time behavior can be well represented within the OA ansatz, then the method presented in this work could possibly be adopted also in their study.

ACKNOWLEDGMENTS

The author acknowledges financial support from INFN (Istituto Nazionale di Fisica Nucleare) through the projects DYNYSMATH and ENESMA.

AUTHOR DECLARATION

The author has no conflicts to disclose.

DATA AVAILABILITY

The data that support the findings of this study are available within the article.

Appendix A: Some details on the solution of Eq. (22)

Here we provide some details about the solution of the linearized equation (22), in particular concerning the computation of the integrals in (39), when the frequency distribution is the Lorentzian

$$g(\omega) = \frac{b}{\pi} \frac{1}{\omega^2 + b^2}. \quad (\text{A1})$$

We begin by computing the second integral in Eq. (39), i.e.,

$$\int d\omega \frac{g(\omega)}{\omega - \nu} = \frac{b}{\pi} \int d\omega \frac{1}{(\omega - \nu)(\omega^2 + b^2)}. \quad (\text{A2})$$

Remembering that performing this integral we have to assume $\text{Im}(\nu) > 0$, we obtain, applying the residue theorem and noting that the integrand has a pole, in the lower half plane, at $\omega = -ib$,

$$\begin{aligned} \frac{b}{\pi} \int d\omega \frac{1}{(\omega - \nu)(\omega^2 + b^2)} &= -2\pi i \text{Res} \left[\frac{b}{\pi} \frac{1}{(\omega - \nu)(\omega^2 + b^2)} \right] \Big|_{\omega=-ib} \\ &= -2ib \left[\frac{1}{(\omega - \nu)(\omega - ib)} \right] \Big|_{\omega=-ib} = -\frac{1}{\nu + ib}, \end{aligned} \quad (\text{A3})$$

which is Eq. (40). The expression (41) for the function $\epsilon(\nu)$ is obtained by substituting in Eq. (30). Going now to the second integral in (39), i.e.,

$$\int d\omega \frac{f(\omega, 0)g(\omega)}{\omega - \nu} = \frac{b}{\pi} \int d\omega \frac{f(\omega, 0)}{(\omega - \nu)(\omega^2 + b^2)}, \quad (\text{A4})$$

we first consider the case in which $f(\omega, 0)$ has no singularities in the lower half plane. Then, from the previous integral one obviously deduces that

$$\frac{b}{\pi} \int d\omega \frac{f(\omega, 0)}{(\omega - \nu)(\omega^2 + b^2)} = -\frac{f(-ib, 0)}{\nu + ib}. \quad (\text{A5})$$

On the other hand, when $f(\omega, 0)$ is the Lorentzian (45), we have

$$\begin{aligned} \frac{bc}{\pi^2} \int d\omega \frac{1}{(\omega - \nu)(\omega^2 + b^2)(\omega^2 + c^2)} &= -2\pi i \frac{bc}{\pi^2} \left\{ \text{Res} \left[\frac{1}{(\omega - \nu)(\omega^2 + b^2)(\omega^2 + c^2)} \right] \Big|_{\omega=-ib} \right. \\ &\quad \left. + \text{Res} \left[\frac{1}{(\omega - \nu)(\omega^2 + b^2)(\omega^2 + c^2)} \right] \Big|_{\omega=-ic} \right\} \\ &= -\frac{2ibc}{\pi} \left\{ \left[\frac{1}{(\omega - \nu)(\omega^2 - ib)(\omega^2 + c^2)} \right] \Big|_{\omega=-ib} + \left[\frac{1}{(\omega - \nu)(\omega^2 + b^2)(\omega^2 - ic)} \right] \Big|_{\omega=-ic} \right\}. \end{aligned} \quad (\text{A6})$$

From the expression in the last member one easily gets the expression in the right hand side of Eq. (47). Now, with the help of the expression for $\epsilon(\nu)$, Eq. (41), those appearing in

Eqs. (43) and (48) are obtained using, respectively, (A5) and (A6). It is not necessary to describe the simple calculation, along the same line, of $r^*(0)$.

The expressions (44) and (49) of $r^*(t)$ are obtained from the expressions (43) and (48), respectively, of $\tilde{r}^*(\nu)$, by noting that for $t > 0$, applying the residue theorem we have

$$\frac{1}{2\pi} \int_{\mathcal{C}} d\nu e^{-i\nu t} \frac{h(\nu)}{\nu - \nu_0} = -ih(\nu_0)e^{-i\nu_0 t} \quad (\text{A7})$$

with the path \mathcal{C} passing above ν_0 and with the function $h(\nu)$ having no singularities in the region below \mathcal{C} .

Appendix B: Computation of $\tilde{r}^*(\nu)$ as given by Eq. (33) for a Gaussian frequency distribution

Here we compute the expression in the right hand side of Eq. (33) when $g(\omega)$ is the Gaussian (53) and when the initial condition $f(\omega, 0)$ is equal to $\beta e^{-i\omega}$, with β a positive number smaller than 1. Thus, we are in the situation in which the system of equations (24) cannot represent the dynamics of $r^*(t)$ as determined by Eq. (22), but we choose an $f(\omega, 0)$ that can be continued in the lower half plane without singularities and tending to zero for $\text{Im}(\omega) \rightarrow -\infty$.

We proceed with the computation of the integrals in (39), needed for the evaluation of the right hand side of Eq. (33). Let us begin with

$$\frac{1}{\sqrt{\pi}} \int d\omega \frac{e^{-\omega^2}}{\omega - \nu}, \quad (\text{B1})$$

for $\text{Im}(\nu) > 0$, needed for the computation of $\epsilon(\nu)$. We introduce the function

$$A(\alpha, \nu) = \frac{1}{\sqrt{\pi}} \int d\omega \frac{e^{-\alpha\omega^2}}{\omega - \nu}, \quad (\text{B2})$$

again for $\text{Im}(\nu) > 0$, and with α a real positive number. Our integral is clearly equal to $A(1, \nu)$. Multiplying for $1 = (\omega + \nu)/(\omega + \nu)$ we get

$$A(\alpha, \nu) = \frac{\nu}{\sqrt{\pi}} \int d\omega \frac{e^{-\alpha\omega^2}}{\omega^2 - \nu^2}. \quad (\text{B3})$$

We note that the denominator, as in the original expression, never vanishes for real ω . By deriving this expression with respect to α we obtain in a straightforward way that

$$\frac{\partial}{\partial \alpha} A(\alpha, \nu) = -\frac{\nu}{\sqrt{\alpha}} - \nu^2 A(\alpha, \nu). \quad (\text{B4})$$

Noting that $a(0, \nu) = i\sqrt{\pi}$, the solution of this linear equation is readily obtained as

$$A(\alpha, \nu) = \sqrt{\pi}e^{-\nu^2} \left[i - \frac{2}{\sqrt{\pi}} \int_0^{\nu\sqrt{\alpha}} dz e^{z^2} \right], \quad (\text{B5})$$

where the integral in the right hand side is the error function evaluated at the complex value $\nu\sqrt{\alpha}$. In fact, with the same procedure one can compute the more common integral analogous to (B3), but in which the denominator is $(\omega^2 + \lambda^2)$, with λ a given real number. Substituting $\alpha = 1$ we have

$$\frac{1}{\sqrt{\pi}} \int d\omega \frac{e^{-\omega^2}}{\omega - \nu} = A(1, \nu) = \sqrt{\pi}e^{-\nu^2} \left[i - \frac{2}{\sqrt{\pi}} \int_0^{\nu} dz e^{z^2} \right], \quad (\text{B6})$$

The expression on the right hand side is the analytic continuation in the whole complex ν plane of the integral in the left hand side, valid for $\text{Im}(\nu) > 0$. It can be seen that, like the integral in the left hand side, the right hand side tends to zero as $1/\nu$ for $\text{Im}(\nu) \rightarrow +\infty$. However, for $\text{Im}(\nu) \rightarrow -\infty$ the right hand side, for the presence of an essential singularity, diverges as $e^{[\text{Im}(\nu)]^2}$.

We now evaluate the other integral in (39). With the choice made for $f(\omega, 0)$ we have to compute the integral

$$\frac{\beta}{\sqrt{\pi}} \int d\omega \frac{e^{-\omega^2 - i\omega}}{\omega - \nu}, \quad (\text{B7})$$

It is not difficult to see that this integral is equal to $\beta e^{-\frac{1}{4}} A\left(1, \nu + \frac{i}{2}\right)$; therefore we have

$$\frac{\beta}{\sqrt{\pi}} \int d\omega \frac{e^{-\omega^2 - i\omega}}{\omega - \nu} = \beta \sqrt{\pi} e^{-\nu^2 - i\nu} \left[i - \frac{2}{\sqrt{\pi}} \int_0^{\nu + \frac{i}{2}} dz e^{z^2} \right]. \quad (\text{B8})$$

Like before, the expression in the right hand side diverges as $e^{[\text{Im}(\nu)]^2}$ for $\text{Im}(\nu) \rightarrow -\infty$.

We can now use Eqs. (B6) and (B8) for the computation of $\tilde{r}^*(\nu)$ from Eq. (33). The integral (B6) is used to have $\epsilon(\nu)$ from (30). We do not write explicitly the resulting expression, but we note the following: plugging it in the right hand side of Eq. (34) to get $r^*(t)$, the result will be determined by the zeros of $\epsilon(\nu)$ and by the essential singularity of (B8) for $\text{Im}(\nu) \rightarrow -\infty$. From Eq. (30) we see that in the case we are considering we have $\epsilon(\nu) = 1 + i\frac{K}{2}A(1, \nu)$. This expression will vanish for a value $\nu = \nu_K$ depending on K , giving rise to term in $r^*(t)$ going like $e^{-i\nu_K t}$. Another contribution will come from the essential singularity at $\text{Im}(\nu) \rightarrow -\infty$. We want to show that this essential singularity is related to a time dependence of $r^*(t)$ of the form $e^{-\frac{t^2}{4}}$. In fact, let us evaluate the Laplace transform of the latter function, i.e.,

$$\int_0^{+\infty} dt e^{i\nu t} e^{-\frac{t^2}{4}}. \quad (\text{B9})$$

that for convenience we denote as $B(\nu)$. This integral is not as trivial as the analogous one in which the lower limit of integration is $-\infty$. We can however compute it in the following way. Making the derivative with respect to ν we obtain

$$\frac{dB}{d\nu} = 2i - 2\nu B. \quad (\text{B10})$$

This equation is easily solved, noting that $B(0) = \sqrt{\pi}$, as

$$B(\nu) = \sqrt{\pi} e^{-\nu^2} \left[1 + \frac{2i}{\sqrt{\pi}} \int_0^\nu dz e^{z^2} \right]. \quad (\text{B11})$$

Like the expression in the right hand side of Eq. (B8), this one has an essential singularity at infinity, vanishing for $\text{Im}(\nu) \rightarrow +\infty$ and diverging as $e^{[\text{Im}(\nu)]^2}$ for $\text{Im}(\nu) \rightarrow -\infty$. This proves that the essential singularity is caused by a term in $r^*(t)$ of the form $e^{-\frac{t^2}{4}}$. In turn, this shows that the reason for which the system of Eqs. (24) cannot represent the dynamics of $r^*(t)$ as determined by Eq. (22), is in the fact that a time dependence like this is always present, independently from the initial condition $f(\omega, 0)$. Such time dependence cannot be reproduced by the system (24), that, having a finite number of equations, can give rise only to exponents linear in the time t . Although all these considerations have been based on the linearized equations, they are valid also for the full nonlinear equation (12), since for very small $f(\omega, t)$ the nonlinear system reduces to the linear one.

REFERENCES

- ¹E. Ott and T. M. Antonsen, “Low dimensional behavior of large systems of globally coupled oscillators”, *Chaos* **18**, 037113 (2008).
- ²A. Pykovsky, M. Rosenblum, and J. Kurths, *Synchronization: A Universal Concept in Nonlinear Sciences*, (Cambridge University Press, Cambridge, UK, 2001)
- ³K. Wiesenfeld, P. Colet, and S. H. Strogatz, “Frequency locking in Josephson arrays: Connection with the Kuramoto model”, *Phys. Rev. E* **57**, 1563 (1998).
- ⁴J. Buck, “Synchronous rhythmic flashing of fireflies. II”, *Quart. Rev. Biol.* **63**, 265 (1988).
- ⁵A. T. Winfree, *The Geometry of Biological Time*, (Springer, New York, NY, USA, 1980).
- ⁶G. Filatrella, A. H. Nielsen, and N. F. Pedersen, “Analysis of a power grid using a Kuramoto-like model”, *Eur. Phys. J. B* **61**, 485 (2008).
- ⁷M. Bier, B. M. Bakker, and H. V. Westerhoff, “How yeast cells synchronize their glycolytic oscillations: A perturbation analytic treatment”, *Biophys. J.* **78**, 1087 (2000).

- ⁸S. H. Strogatz, *Sync: The Emerging Science of Spontaneous Order*, (Hyperion, New York, NY, USA, 2003).
- ⁹, Y. Kuramoto, in *International Symposium on Mathematical Problems in Theoretical Physics (Lecture Notes in Physics)*, Vol. 39, edited by H. Arakai (Springer, New York, 1975).
- ¹⁰A. Campa, T. Dauxois, and S. Ruffo, “Statistical mechanics and dynamics of solvable models with long-range interactions”, *Phys. Rep.* **480**, 57 (2009).
- ¹¹If the parameters characterizing the distribution $g(\omega)$ are s , we expect that the dynamics depends on the ratio between these parameters and the coupling constant K , so that the phase diagram has dimension s .
- ¹²S. H. Strogatz, “From Kuramoto to Crawford: exploring the onset of synchronization in populations of coupled oscillators”, *Physica D* **143**, 1 (2000).
- ¹³S. Gupta, A. Campa, and S. Ruffo, *Statistical Physics of Synchronization*, (Springer, Cham, Switzerland, 2018).
- ¹⁴More rigorously, the continuity equation should be written for the N -particle distribution function, but the factorization approximation usually employed for systems with mean-field interactions, when $N \rightarrow \infty$, allows to get an equation for the one-particle distribution function. For the passage from the N -particle distribution function to the one-particle distribution function, even in the more general context in which the system is subject to noise and the description has to be made with a Fokker-Planck equation, see, e.g. Ref. 13.
- ¹⁵It is not necessary to make also for $g(\omega)$ the assumption that $|g(\omega)| \rightarrow 0$ for $\text{Im}(\omega) \rightarrow -\infty$, since this is a consequence of the fact that it has no singularities in the lower half plane other than some poles at finite values; together with the physical requirement that $g(\omega)$ vanishes for ω real tending to $\pm\infty$, this implies that it has to vanish also for $\text{Im}(\omega) \rightarrow -\infty$.
- ¹⁶A linearized Vlasov equation would have, as a last term, something proportional to $g(\omega) \int d\omega' f(\omega', t)$, i.e., with the known function $g(\omega)$ outside the integral.
- ¹⁷We could not avoid to use the universally adopted symbol ω for the proper frequencies of the oscillators; thus, we had to use another symbol, ν , for the variable conjugated to the time t . This should not generate confusion.
- ¹⁸For the case $M = 1$ the solution of the single equation, to which the system (20) reduces to, is known analytically also for the full nonlinear case¹, but here we consider only the linearized equation, since we want to compare with the result of the linear equation (22).

- ¹⁹E. A. Martens, E. Barreto, S. H. Strogatz, E. Ott, P. So, and T. M. Antonsen, “Exact results for the Kuramoto model with a bimodal frequency distribution”, Phys. Rev. E **79**, 026204 (2009).
- ²⁰J. R. Engelbrecht, and R. Mirollo, “Is the Ott-Antonsen manifold attracting?” Phys. Rev. Res. **2**, 023057 (2020).