

A stabilised Benders decomposition with adaptive oracles applied to investment planning of multi-region power systems with short-term and long-term uncertainty

Hongyu Zhang^{a,*}, Nicolò Mazzi^c, Ken McKinnon^b, Rodrigo Garcia Nava^b, Asgeir Tomasgard^a

^a*Department of Industrial Economics and Technology Management, Norwegian University of Science and Technology, Høgskoleringen 1, 7491, Trondheim, Norway*

^b*School of Mathematics, University of Edinburgh, James Clerk Maxwell Building, Peter Guthrie Tait Road, Edinburgh, EH9 3FD, United Kingdom*

^c*aHead-Research, Corso Svizzera 185, Torino, 10149, Italy*

Abstract

Benders decomposition with adaptive oracles was proposed to solve large-scale optimisation problems with a column bounded block-diagonal structure, where subproblems differ on the right-hand side and cost coefficients. Adaptive Benders reduces computational effort significantly by iteratively building inexact cutting planes and valid upper and lower bounds. However, Adaptive Benders and standard Benders may suffer severe oscillation when solving a multi-region investment planning problem. Therefore, we propose stabilising Adaptive Benders with the level set method and adaptively selecting the subproblems to solve per iteration for more accurate information. Furthermore, we propose a dynamic level set method to improve the robustness of stabilised Adaptive Benders by adjusting the level set per iteration. We compare stabilised Adaptive Benders with the unstabilised versions of Adaptive Benders with one subproblem solved per iteration and standard Benders on a multi-region long-term power system investment planning problem with short-term and long-term uncertainty. The problem is formulated as multi-horizon stochastic programming. Four algorithms were implemented to solve linear programming with up to 1 billion variables and 4.5 billion constraints. The computational results show that: a) for a 1.00% convergence tolerance, the proposed stabilised method is up to 113.7 times faster than standard Benders and 2.14 times faster than unstabilised Adaptive Benders ; b) for a 0.10% convergence tolerance, the proposed stabilised method is up to 45.5 times faster than standard Benders and unstabilised Adaptive Benders cannot solve the largest instance to convergence tolerance due to severe oscillation and c) dynamic level set method makes stabilisation more robust.

Keywords: Large scale optimisation, Multi-stage stochastic programming, Multi-horizon stochastic programming, Stabilised Benders decomposition with adaptive oracles, Level set method

*Corresponding author

Email addresses: hongyu.zhang@ntnu.no (Hongyu Zhang), mazzi.nicolo@gmail.com (Nicolò Mazzi), K.McKinnon@ed.ac.uk (Ken McKinnon), Rodrigo.Garciana@ed.ac.uk (Rodrigo Garcia Nava), asgeir.tomasgard@ntnu.no (Asgeir Tomasgard)

1. Introduction

Power system infrastructure planning is crucial during the energy transition towards zero emission by 2050. Optimisation models are widely used for the investment and operational planning of systems. To gain enough environmental and economic insights from such models, sometimes a large-scale problem needs to be modelled, such as (Li et al., 2022; Zhang et al., 2022b). An investment planning problem can involve many technologies and regions and span over decades with multiple investment periods (Conejo et al., 2016). This can lead to a large-scale optimisation problem that is intractable. Furthermore, investment planning of a power system often faces uncertainty from two time horizons (Kaut et al., 2014; Lara et al., 2020): a) the uncertainty from the operational time horizon, such as the availability of renewable energy. The operational uncertainty becomes even more crucial for a system with higher penetration of intermittent renewable energy, and b) the uncertainty from the strategic time horizon, e.g., CO₂ tax and CO₂ budget. Stochastic programming is often used to model uncertainty. However, including uncertainty from both time horizons using multi-stage stochastic programming may lead to a large scenario tree and an intractable model. Most studies on power system investment planning in a multi-horizon framework only consider short-term uncertainty, such as (Backe et al., 2022), partly because of the tractability of the problem. However, short-term and long-term uncertainty can play a decisive role in investment planning. Although there are examples including short-term and long-term uncertainty in a multi-horizon model (Hellemo et al., 2013), the computational difficulty is not sufficiently addressed. Therefore, we aim to address the computational difficulties of long-term planning problems with short-term and long-term uncertainty. One possible way is to reduce the problem size by using a different modelling approach called multi-horizon stochastic programming (Kaut et al., 2014). Although multi-horizon stochastic programming can reduce the scenario tree significantly, it is essentially multi-stage stochastic programming once both short-term and long-term uncertainty is added and can be intractable when the problem gets large. Another way is to develop an algorithm that can efficiently solve a class of large-scale optimisation problems, such as progressive hedging type method (Munoz & Watson, 2015). Although some decomposition algorithms have been proposed to tackle the computational difficulty and claimed to be capable of solving problems with short-term and long-term uncertainty (Downward et al., 2020), the algorithms were only demonstrated to solve a problem with only short-term (Munoz et al., 2016) or long-term uncertainty (Singh et al., 2009). Therefore, this paper proposes an algorithm for solving such problems efficiently and demonstrates the algorithm for a long-term investment planning problem with short-term and long-term uncertainty.

In this paper, we propose an algorithm to efficiently solve large-scale optimisation problems that exhibit a column bounded block-diagonal structure, where Subproblems (**SPs**) differ on the right-hand side and cost coefficients. Such problems can be formulated as a full Master Problem (**MP**) (1),

$$\min_{\mathbf{x} \in \mathcal{X}} f(\mathbf{x}) + \sum_{i \in \mathcal{I}} \pi_i g(x_i, c_i), \quad (1)$$

where $f(\mathbf{x}) = \sum_{i \in \mathcal{I}} \pi_i c_i x_i$ and the function $g(x_i, c_i)$ is the optimal solution of the linear programming **SP**,

$$g(x_i, c_i) := \min_{y_i \in \mathcal{Y}} \{c_i^\top C y_i \mid A y_i \leq B x_i\}. \quad (2)$$

The set of decision nodes is given by \mathcal{I} . The x_i are subvectors of \mathbf{x} . The y_i is the decision variables of **SP** i that is in the convex set \mathcal{Y} . The π_i are non-negative constants. The coefficient matrices A , B , and C are the same in **SPs**, and x_i and c_i are independent of short-term uncertainty. The decisions made in $f(\mathbf{x})$ are passed to **SPs** as right-hand side parameters. Multi-stage stochastic programming problems can be formulated as (1) and (2), but the algorithm can be applied to any optimisation problems with the same structure.

Solving this problem directly can be computationally expensive. However, when $g(x_i, c_i)$ is convex and decreasing w.r.t. x_i , and concave and increasing w.r.t. c_i , one can exploit these properties to efficiently solve the problem (Mazzi et al., 2020). (Mazzi et al., 2020) proposed two inexact oracles that approximate $g(x_i, c_i)$ from below and above adaptively, and by using these, one can avoid solving all **SPs** every iteration to reduce the computational cost compared with standard Benders decomposition. The method is called Adaptive Benders. Like other Benders-type decomposition, Adaptive Benders suffers from oscillation and results in slower performance. The performance of the Adaptive Benders method was tested on a UK power system planning problem (Mazzi et al., 2020). However, it is a single-region investment planning problem, and we found that the algorithm becomes slower after introducing more regions into the problem. This issue needs to be addressed because a power system investment planning problem normally involves multiple regions connected via transmission lines (Gacitua et al., 2018). Therefore, this paper develops a stabilised Benders decomposition with adaptive oracles. We call the improved method stabilised Adaptive Benders in the rest of the paper. The stabilised Adaptive Benders consist of a level set method stabilisation and a mechanism that dynamically selects the **SPs** to solve at every iteration.

We use the algorithm to solve an investment planning problem with short-term and long-term uncertainty formulated as multi-horizon stochastic programming. In such a problem, \mathbf{x} represents investment decisions with corresponding investment cost $f(\mathbf{x})$. The investments affect a set \mathcal{I} of investment periods, and x_i is the subvector of \mathbf{x} that represents the investments that affect period i , c_i specifies the operational costs, y_i defines the operational decisions at period i , and $g(x_i, c_i)$ gives the optimal operational cost. The π_i is the probability associated with decision node i .

The contributions of this paper are: (1) we develop a level set stabilised Adaptive Benders decomposition to address the oscillation issue and analyse the tuning of parameters; and (2) we test the proposed method on a multi-horizon stochastic programming model with short-term and long-term uncertainty with up to 1 billion variables and 4.5 billion constraints. The results show that it is up to 113.7 times faster than standard Benders and 2.14 times faster than the Adaptive Benders for a 1.00% convergence, and up to 45.5 times faster than standard Benders for a 0.10% convergence and the unstabilised Adaptive Benders cannot solve the largest instance to convergence tolerance; and (3) dynamic level set stabilisation increases the robustness of the proposed method and can be up to 33.5 times faster for 1.00% convergence and 25.4 times faster for 0.10% convergence

compared with standard level set method stabilisation with poor parameter choices.

The outline of the paper is as follows: Section 2 introduces the background knowledge regarding stochastic programming, multi-horizon modelling approach, Benders decomposition and stabilisation. Section 3 introduces the level set stabilisation method. Section 4 gives the problem description. Section 5 presents the model for the case study. Section 6 states the computational results and numerical analysis. Section 7 discusses the implications of the method and results and summaries the limitations of the research. Section 8 concludes the paper and suggests further research.

2. Literature review

This paper proposes a Benders-type algorithm to solve large-scale optimisation problems. In the following, we present the background knowledge of stochastic programming, multi-horizon modelling approach, standard Benders decomposition, Adaptive Benders decomposition, and level set method stabilisation.

2.1. Stochastic programming

Stochastic programming is the part of mathematical programming and operations research that studies how to incorporate uncertainty into decision problems (King & Wallace, 2012). It is one of the most popular methods of dealing with uncertainties in energy system planning (Birge & Louveaux, 2011). The electricity system in regulated markets is a well-developed area for using stochastic programming in energy (Wallace & Fleten, 2003; Powell & Meisel, 2016). However, stochastic programming is also exploited in natural gas systems (Fodstad et al., 2016), offshore oil and gas infrastructure planning (Gupta & Grossmann, 2014), and hydrogen network (Galan et al., 2019).

Two-stage stochastic programming (Boffino et al., 2019), multi-stage stochastic programming (Pereira & Pinto, 1991), stochastic mixed-integer programming (Salo et al., 2022; Lara et al., 2020; Munoz et al., 2016), and stochastic nonlinear programming (Li, 2021) are all used in energy system research. In (Lara et al., 2020), a multi-stage stochastic mixed-integer programming formulation was developed to optimise electricity infrastructure planning over multiple years. In order to solve a large-scale model, they decomposed and solved the problem using parallelised stochastic dual dynamic integer programming.

2.2. Multi-horizon stochastic programming

In traditional multi-stage stochastic programming, uncertainty from operational and strategic time horizons can lead to a large scenario tree, thus, an intractable planning model. The multi-horizon modelling approach was proposed as an alternative formulation that reduces the model size significantly (Kaut et al., 2014). One can have a much smaller model by disconnecting operational nodes between successive planning stages and embedding them into their respective strategic nodes. The resulted model is called multi-horizon stochastic programming. However, the multi-horizon formulation is an approximation to multi-stage stochastic programming unless two requirements

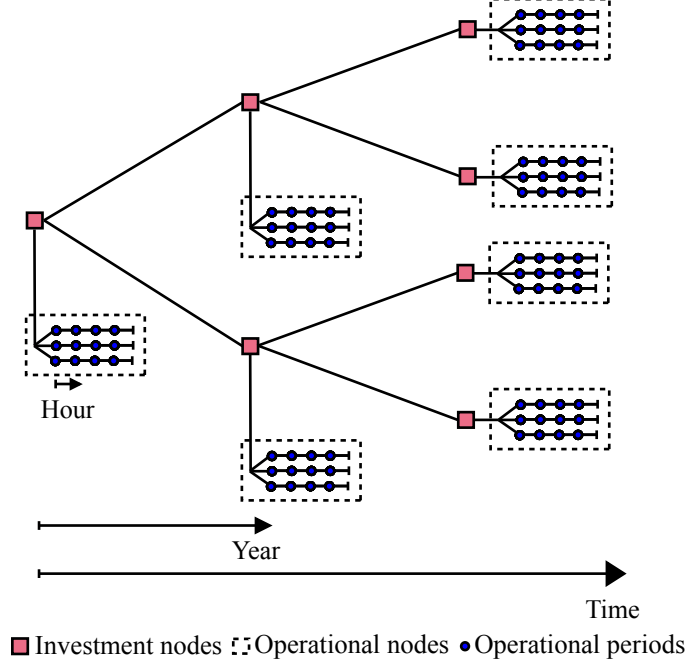


Figure 1: Illustration of multi-horizon stochastic programming with short-term and long-term uncertainty.

are met (Kaut et al., 2014): a) strategic and operational uncertainties are independent, and the strategic decisions must not depend on any particular operational decisions; and b) the operational decisions in the last operational period in a stage do not affect the system operation in the first operational period in the next stage. An illustration of multi-horizon stochastic programming with short-term and long-term uncertainty is shown in Figure 1.

2.3. Benders decomposition

Benders decomposition was firstly developed in (Benders, 1962) and has been successfully applied to a wide range of difficult optimisation problems (Rahmaniani et al., 2017). Benders decomposition exploits the block diagonal structure of (1) and creates outer linearisation. This method has been extended in stochastic programming to take care of feasibility questions and is known as the L-shaped method (Slyke, 1969). In Benders decomposition, a sequence of approximations is solved, and two types of constraints are added after each solve: feasibility cuts (enforcing the feasibility of (1)) and optimality cuts (linear approximations to (1) on its domain of finiteness) (Birge & Louveaux, 2011).

In standard Benders decomposition, a relaxation of the **MP** is solved. At iteration j , the Relaxed Master Problem (**RMP**) is

$$\min_{\mathbf{x} \in \mathcal{X}, \beta} f(\mathbf{x}) + \sum_{i \in \mathcal{I}} \pi_i \beta_i \quad (3a)$$

$$\text{s.t. } \beta_i \geq \theta + \lambda^\top (x_i - x), \quad (x, \theta, \lambda) \in F_{i(j-1)}, i \in \mathcal{I}, \quad (3b)$$

where $F_{i(j-1)}$ is the set of cuts associated with **SP** i up to iteration $j - 1$. To perform Benders

Algorithm 1 Standard Benders

```

1: choose  $\epsilon$  (convergence tolerance),  $\underline{\beta}$  (initial lower bound for  $\beta_i$ ),  $U_0^* := M$  (initial upper bound),
   set  $j := 0$ ,  $F_{i0} := \{(\beta_{i0}, 0, 0)\}$  for each  $i \in \mathcal{I}$ ;
2: repeat
3:   set  $j := j + 1$ ;
4:   solve RMP and obtain  $\beta_{ij}$  and  $\mathbf{x}_j^{RMP}$ ; set  $L_j^* := f(\mathbf{x}_j^{RMP}) + \sum_{i \in \mathcal{I}} \pi_i \beta_{ij}$ ;
5:   for  $i \in \mathcal{I}$  do
6:     solve SP  $i$  at  $(x_{ij}^{RMP}, c_i)$  and obtain  $\theta_{ij}$  and  $\lambda_{ij}$ ;
7:   end for
8:   set  $U_j^* := \min(U_{j-1}^*, f(\mathbf{x}_j^{RMP}) + \sum_{i \in \mathcal{I}} \pi_i \theta_{ij})$ ;
9:   for  $i \in \mathcal{I}$  do
10:    set  $F_{ij} := F_{i(j-1)} \cup \{(x_{ij}^{RMP}, \theta_{ij}, \lambda_{ij})\}$ ;
11:  end for
12: until  $U_j^* - L_j^* \leq \epsilon$ .

```

decomposition, we firstly solve the **RMP** to obtain optimal solution \mathbf{x}_j . Then we pass a subvector of \mathbf{x}_j , x_{ij} , to the **SP** i and call an oracle that gives the optimal value of the **SP**, θ_{ij} , and a subgradient, λ_{ij} , w.r.t x_{ij} . Finally, a new cutting plane is added to $F_{i(j-1)}$ which gives $F_{ij} := F_{i(j-1)} \cup \{x_{ij}, \theta_{ij}, \lambda_{ij}\}$. The standard Benders decomposition is presented in Algorithm 1.

2.4. Benders decomposition with adaptive oracles

An investment planning problem formulated as (1) and (2) can easily get intractable once we have a large number of decision nodes that are caused by a long planning horizon or inclusion of multiple uncertainties. In stochastic programming, it refers to the curse of dimensionality that arises from the number of nodes in a scenario tree as the number of scenarios increases (Powell, 2011). Benders-type algorithms iteratively approximate the **SP** cost function through a set of cutting planes. However, the acquisition of the cutting planes needs all **SP**s to be solved at every iteration. Thus, Benders decomposition may get slow severely when there are many **SP**s. Therefore, research on making Benders decomposition more efficient was conducted (Skar et al., 2014; Zakeri et al., 2000; Baena et al., 2020). One approach is to exploit the **SP** structure to avoid solving all **SP**s but still get a valid cutting plane each iteration.

In (Mazzi et al., 2020), two adaptive oracles were proposed in order to approximate the unsolved **SP**s objective function using the solution from the solved ones, which improves the efficiency significantly. One adaptive oracle generates inexact but valid cutting planes, and the other adaptive oracle gives a valid upper bound of the actual optimal value.

At iteration j , the **RMP** is

$$\min_{\mathbf{x} \in \mathcal{X}, \beta} f(\mathbf{x}) + \sum_{i \in \mathcal{I}} \pi_i \beta_i \quad (4a)$$

$$\text{s.t. } \beta_i \geq \underline{\theta} + \underline{\lambda}^\top (x_i - x), \quad (x, \underline{\theta}, \underline{\lambda}) \in F_{i(j-1)}, i \in \mathcal{I}, \quad (4b)$$

where $F_{i(j-1)}$ is the supporting hyperplane from solution of **SP** i at iteration j . At iteration j , the

lower bound is denoted as $L_j^* = f(\mathbf{x}) + \sum_{i \in \mathcal{I}} \beta_i$ and the upper bound is $U_j^* = f(\mathbf{x}) + \sum_{i \in \mathcal{I}} \pi_i \bar{\theta}_i$. $\underline{\theta}$, $\underline{\lambda}$ are obtained by solving the lower bound oracle and $\bar{\theta}$ is obtained by computing the upper bound oracle. Their algorithm requires **SP** to be convex and decreasing w.r.t x_i and concave and increasing w.r.t. c_i . In order to apply the algorithm, the **SPs** need to be always feasible, which can be achieved by introducing penalty terms in **SPs**.

3. Level set method stabilisation

In this paper, we stabilise the algorithm in (Mazzi et al., 2020) using the level set method. The level set method was introduced in (Lemarechal et al., 1995). It was then used to regularise standard Benders decomposition (Fabian, 2000).

We now present the stabilisation step and its coordination with Adaptive Benders. At each iteration j , the Level Method Problem (**LMP**) for stabilisation can be formulated as

$$\min_{\mathbf{x} \in \mathcal{X}, \beta} \|\mathbf{x} - \mathbf{x}_{j-1}\|^2 \tag{5a}$$

$$\text{s.t. } \beta_i \geq \underline{\theta} + \underline{\lambda}^\top (x_i - x), \quad (x, \underline{\theta}, \underline{\lambda}) \in F_{i(j-1)}, i \in \mathcal{I} \tag{5b}$$

$$f(\mathbf{x}) + \sum_{i \in \mathcal{I}} \pi_i \beta_i \leq L_j^* + \gamma \Delta_j. \tag{5c}$$

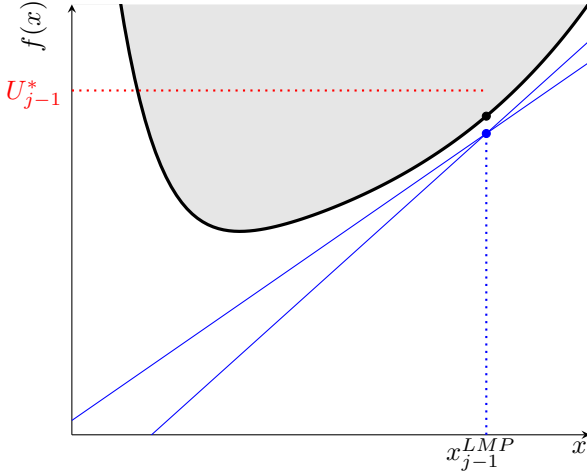
Constraint (5c) is the level set, $L_j^* + \gamma \Delta_j$ is the target that is denoted as T_j , and $\Delta_j = U_{j-1}^* - L_j^*$. The stabilisation factor, γ , is interpreted as the ratio of the achieved improvement to the predicted improvement between successive iterations. The lower bound is denoted by L_j^* is the lower bound. By introducing **LMP**, we restrict expected improvement between iterations, thus restricting the distance moved between iterations. **LMP** is essentially a **RMP** but with an objective that minimises distance and an extra constraint for the level set. A graphical interpretation of the level method stabilised Adaptive Benders decomposition is presented in Figure 2.

Figure 2 illustrates how the algorithm works for iteration j . At the beginning of iteration j , we have the cuts that have been added in all previous iterations, the upper bound U_{j-1}^* and the lower approximation of the function value (blue dot). The black dot represents the function value at that point which is unknown unless all **SPs** are solved exactly. Based on the cuts, we solve the **RMP** and get a lower bound L_j^* (blue square). If there is no stabilisation, we would move to the point x_j^{RMP} . When there is stabilisation, the moving area is restricted by the target T_j , and we move to the closest point to x_{j-1}^{LMP} that is below the target. At point x_j^{LMP} , we evaluate one or more **SPs** and get a new upper bound U_j^* (red dot) and add cuts.

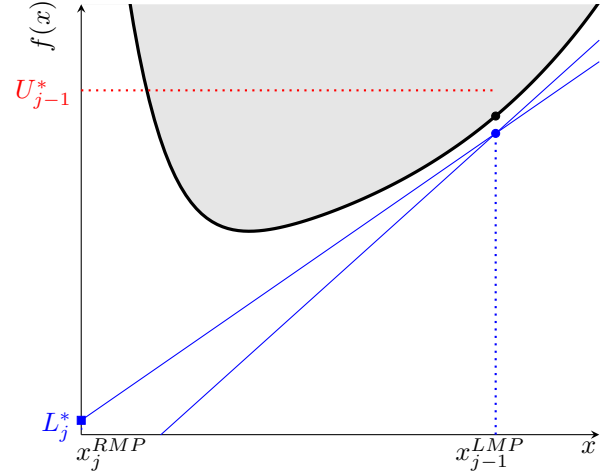
3.1. Stabilised Benders decomposition with adaptive oracles algorithm

In this section, we present the stabilised Benders decomposition with the adaptive oracles algorithm, shown in Algorithm 2.

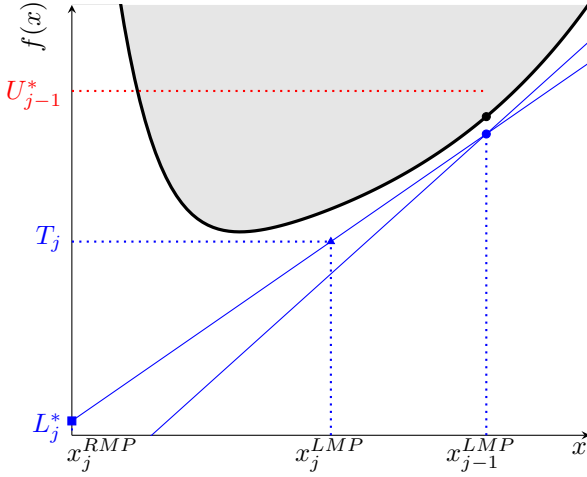
Although an interesting feature of the level method compared with other bundle-type methods is that γ is fixed (Zverovich et al., 2012), it may be beneficial to adjust it based on the progress.



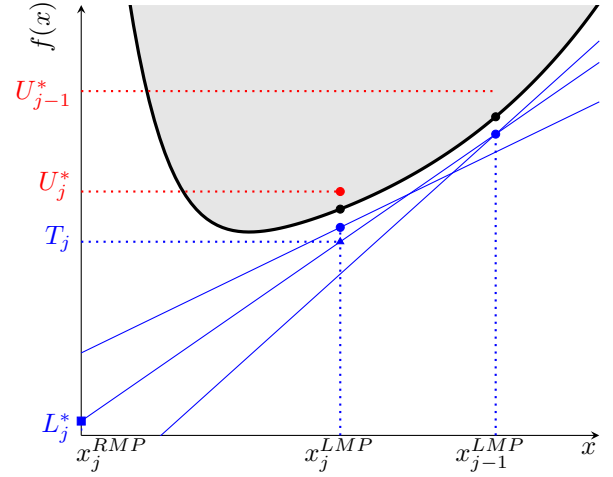
(a) The beginning of iteration j



(b) Solve the **RMP** and get a lower bound



(c) Set the target and solve the **LMP**



(d) Get an upper bound and add a cut

Figure 2: An illustrative example from iteration $j - 1$ to iteration j .

Therefore, in addition to using fixed stabilisation factor γ , we also explore adjusting the stabilisation factor for a potentially more robust algorithm. There are several ways to adjust stabilisation dynamically, and we choose a method analogous to what is used to adjust trust regions. The trust region method uses a local approximation of the function to be minimised and optimised within the trust region. The trust region size is updated throughout the iterations. In the trust region method, one adjusts the trust region according to the ratio of the actual decrease to the predicted decrease (Fletcher, 2000). Inspired by (Fletcher, 2000), we adjust the level set based on the ratio of the actual improvement to the expected improvement. At iteration j , we define the ratio

$$r := \frac{L_{j-1}^{LBO} - L_j^{LBO}}{L_{j-1}^{LBO} - T_j}, \quad (6)$$

Algorithm 2 Level set method stabilised Benders decomposition with adaptive oracles

```

1: choose  $\epsilon$  (convergence tolerance),  $\gamma$  (stabilisation factor),  $\underline{\beta}$  (initial lower bound  $\beta_i$ ),  $U_0^* := M$ 
   (initial upper bound);
2: set  $j := 0$ ,  $F_{i0} := \{(\beta_{i0}, 0, 0)\}$  for each  $i \in \mathcal{I}$ ;
3: solve SP at the special point  $(\underline{x}, \underline{c})$  and obtain  $\theta$ ,  $\lambda$  and  $\phi$ ; set  $\mathcal{S} := \{(\underline{x}, \underline{c}, \theta, \lambda, \phi)\}$ ;
4: repeat
5:   set  $j := j + 1$ ;
6:   solve RMP and obtain  $\beta_{ij}$  and  $\mathbf{x}_j^{RMP}$ ; set  $L_j^* := f(\mathbf{x}_j^{RMP}) + \sum_{i \in \mathcal{I}} \pi_i \beta_{ij}$ ;
7:   set  $\mathbf{x}^{Ref} := \mathbf{x}_j^{RMP}$  (when  $j = 1$ );
8:   set LMP target:  $L_j^* + \gamma(U_{j-1}^* - L_j^*)$ ;
9:   solve LMP and obtain  $\mathbf{x}_j^{LMP}$ ;
10:  for  $i \in \mathcal{I}$  do
11:    | call adaptive oracles at  $(x_{ij}^{LMP}, c_i)$  and obtain  $\underline{\theta}_{ij}$ ,  $\bar{\theta}_{ij}$ ,  $\bar{\phi}_{ij}$  and  $\underline{\lambda}_{ij}$ ;
12:  end for
13:  set  $n := 0$ ;
14:  repeat
15:    |  $n := n + 1$ ;
16:    | choose SP $_i$  in  $\mathcal{I}$  that has the largest gap;
17:    | solve SP $_i$  at  $(x_{ij}^{LMP}, c_i)$  exactly and obtain  $\theta_{ij}$ ,  $\lambda_{ij}$ ,  $\phi_{ij}$ ;
18:    | set  $\mathcal{S} := \mathcal{S} \cup \{(x_{ij}^{LMP}, c_i, \theta_{ij}, \lambda_{ij}, \phi_{ij})\}$ ;
19:    | for  $i \in \mathcal{I}$  do
20:      | set  $F_{ij} := F_{i(j-1)} \cup \{(x_{ij}^{LMP}, \theta_{ij}, \lambda_{ij})\}$ ;
21:    | end for
22:    | for  $i \in \mathcal{I}$  do
23:      | call adaptive oracles at  $(x_{ij}^{LMP}, c_i)$  and obtain  $\underline{\theta}_{ij}$ ,  $\bar{\theta}_{ij}$ ,  $\bar{\phi}_{ij}$  and  $\underline{\lambda}_{ij}$ ;
24:    | end for
25:    | set  $L_j^{LBO} := f(\mathbf{x}_j^{LMP}) + \sum_{i \in \mathcal{I}} \pi_i \underline{\theta}_{ij}$ ;
26:    | set  $U_j^{UBO} := f(\mathbf{x}_j^{LMP}) + \sum_{i \in \mathcal{I}} \pi_i \bar{\theta}_{ij}$ ;
27:    | until  $U_j^{UBO} - L_j^{LBO} \leq U_{j-1}^* - L_{j-1}^*$  or  $n > |\mathcal{I}|$  or  $L_j^{LBO} \geq U_{j-1}^*$ ;
28:    | set  $U_j^* := \min(U_{j-1}^*, U_j^{UBO})$ ,  $\mathbf{x}^{Ref} := \mathbf{x}_j^{LMP}$ ;
29:  until  $U_j^* - L_j^* \leq \epsilon$ .

```

where $I_j^A = L_{j-1}^{LBO} - L_j^{LBO}$ is the actual improvement from iteration $j - 1$ to j , and $I_j^P = L_{j-1}^{LBO} - T_j$ is the predicted improvement from iteration $j - 1$ to j . Then we update γ ,

```

if  $I_j^A > 0$  and  $I_j^P > 0$  then
  | if  $r \leq \underline{P}$  then
  |   |  $\gamma = 1 - \omega(1 - \gamma)$ 
  | else if  $\underline{P} < r < \bar{P}$  then
  |   |  $\gamma = \gamma$ 
  | else
  |   |  $\gamma = \omega\gamma$ 
  | end if
else  $I_j^A \leq 0$  or  $I_j^P \leq 0$ 

```

| Inexact information, $\gamma = \gamma$
end if

where $0 \leq \omega \leq 1$ is a constant that increases or decreases γ , \bar{P} and \underline{P} are constants that determine what actions to take on γ . Unlike standard Benders that knows the exact value of the **SPs**, stabilised Adaptive Benders only knows lower and upper bounds on the objective values. By comparing the lower and upper bounds with the exact values of the **SPs**, we find that the lower bound oracle gives a much closer and more stable approximation. Therefore, we use L^{LBO} instead of U^{UBO} when defining the ratio r . Furthermore, a bad approximation from the lower bound oracle at the current point or a bad approximation from the upper bound oracle from previous points can lead to a negative I_j^P . Therefore, we choose to do nothing once we find that I_j^P is negative. For I_j^A , there are two possibilities for it to be negative: 1) bad approximation from the lower bound oracle or the upper bound oracle, and 2) going to a bad point. A bad point, in this case, means the L^{LBO} at current iteration is higher than the L^{LBO} at the previous iteration. If the information is exact and I_j^A is negative, one may reject the point, go back to the best point seen so far, and try again with a higher γ . However, in the case of inexact information, it may not be sensible to reject a point based on a bad approximation. In the computational study in this paper, fixed stabilisation is mainly used, but dynamic stabilisation is also tested.

4. Problem description, modelling strategies and modelling assumptions

The proposed power planning problem is designed to choose the optimal investment strategy and operating scheduling for a power system to achieve emission targets. In this section, we present the temporal and geographical representations of the problem and the modelling assumptions.

The problem under consideration aims to make optimal investment and operational decisions for the UK power system that satisfies the emission reduction goal under a) short-term uncertainty, including renewable energy availability and load profile; and b) long-term uncertainty, including CO₂ budget, CO₂ tax, and long-term power demand.

For the investment planning, we consider: (a) thermal generators (Coal-fired plant, OCGT, CCGT, Diesel, and nuclear plants); (b) generators with Carbon Capture and Storage (CCS) (Coal-fired plant with CCS); (c) renewable generators (offshore wind, onshore wind and solar PV); (d) electric storage (PHES and lithium); and (e) transmission lines. The capital expenditures and fixed operational costs are assumed to be known. The problem is to determine: (a) the capacities of technologies and (b) operational strategies that include scheduling of generators, storage and approximate power flow among regions to meet the power demand with minimum overall investment, operational and environmental costs.

4.1. Modelling strategies and assumptions

In this section, we present the modelling strategies and assumptions we use in the stochastic long-term multi-region multi-period investment planning problem.

4.1.1. Scenario generation

For short-term uncertainty, we select some time intervals with a half-hourly resolution in four seasons of a year and scale them up to represent an operational scenario. For long-term uncertainty, each independent uncertain parameter has n possible outcomes in the next stage, which is linked to additional n possible outcomes in the following stage. The realisations in one stage are assigned with an equal probability. We use a reasonably simple scenario generation routine because scenario generation is not the scope of the paper, and we refer the readers to (King & Wallace, 2012; Fairbrother et al., 2022) for more advanced scenario generation approaches.

4.1.2. Geographical representation of the problem

The problem potentially consists of many regions and results in a large model. Therefore, we aggregate regions into representative ones to reduce the number of locations. The generators and storage units in one region with the same characteristics are aggregated into clusters. In such a way, the model does not invest in a specific unit but in that type of device, and a linear investment model may be sufficient in this case.

4.1.3. Modelling assumptions

We assume that: a) a linear cost model for each technology because we deal with an aggregated system and the fixed part of the investment cost can be evened out and lead to a linear programming master problem; b) the Kirchhoff voltage law is omitted, and c) no loss in the transmission lines.

5. Mathematical model

This section presents the mathematical model for the power system investment planning and operational problem. The problem is decomposed by having an investment planning master problem and an operational **SP**. The complete nomenclature of the model can be found in Appendix A. We use the conventions that calligraphic capitalised Roman letters denote sets, upper case Roman and lower case Greek letters denote parameters, and lower case Roman letters denote variables. The indices are subscripts, and name extensions are superscripts. The same lead symbol represents the same type of thing. The names of variables, parameters, sets and indices are single symbols.

5.1. Investment planning model

$$\min c^{INV} + \kappa \sum_{i \in \mathcal{I}} \pi_i c^{OPE}(x_i, c_i) \quad (7a)$$

$$\text{s.t. } c^{INV} = \sum_{i \in \mathcal{I}_0} \delta_i^{I_0} \pi_i^{I_0} \sum_{p \in \mathcal{P}} C_{pi}^{Inv} x_{pi}^{Inst} + \kappa \sum_{i \in \mathcal{I}} \delta_i^I \pi_i^I \sum_{p \in \mathcal{P}} C_{pi}^{Fix} x_{pi}^{Acc} \quad (7b)$$

$$x_{pi}^{Acc} = X_p^{Hist} + \sum_{i \in \mathcal{I}_i | \kappa(i-i_0) \leq H_p^P} x_{pi}^{Inst}, \quad p \in \mathcal{P}, i \in \mathcal{I} \quad (7c)$$

$$x_{pi}^{Acc} \leq X_p^{Max}, \quad p \in \mathcal{P}, i \in \mathcal{I} \quad (7d)$$

$$x_i = \left(\{x_{pi}^{Acc}, p \in \mathcal{P}\}, \mu_i^{DP}, \mu_i^E \right), \quad i \in \mathcal{I} \quad (7e)$$

$$c_i = \left(C_i^{CO_2} \right), \quad i \in \mathcal{I} \quad (7f)$$

$$x_{pi}^{Inst}, x_{pi}^{Acc} \in \mathbb{R}_0^+. \quad (7g)$$

The total cost for investment planning, Equation (7a), consists of actual discounted investment costs and discounted fixed operating and maintenance costs c^{INV} , as well as the expected operational cost of the system over the time horizon $\kappa \sum_{i \in \mathcal{I}} \pi_i c^{OPE}(x_i, c_i)$. Here, κ is a scaling factor that depends on the time step between two successive investment nodes. Constraint (7c) states that the accumulated capacity of a technology x_{pi}^{Acc} in an operational node equals the sum of the historical capacity X_p^{Hist} and newly invested capacities x_{pi}^{Inst} in its ancestor investment nodes \mathcal{I}_i that are in their lifetimes. The parameter X_p^{Max} denotes the maximum accumulated capacity of technologies. Constraint (7e) collects all right hand side coefficients that will be passed to the **SP** (8) into vector x_i . And constraint (7f) collects all the cost coefficients into vector c_i .

5.2. Operational model

We now compute the operational cost $c^{OPE}(x_i, c_i)$ at one operational node i by solving **SP** (8) given the decisions x_i and c_i made in the master problem (7). Note that we omit index i in the operational model for ease of notation.

$$\min \sum_{t \in \mathcal{T}} \pi_t H_t \left(\sum_{g \in \mathcal{G}} C_g^G p_{gt}^G + \sum_{s \in \mathcal{S}} C_s^S p_{st}^{SE+} + \sum_{z \in \mathcal{Z}} C^{Shed} p_{zt}^{ShedP} \right) \quad (8a)$$

$$\text{s.t.} \quad p_{gt}^G \leq p_g^{AccG}, \quad g \in \mathcal{G}, t \in \mathcal{T} \quad (8b)$$

$$- p_{lt}^{AccL} \leq p_{lt}^L \leq p_l^{AccL}, \quad l \in \mathcal{L}, t \in \mathcal{T} \quad (8c)$$

$$p_{st}^{SE+} \leq p_s^{AccSE}, \quad s \in \mathcal{S}, t \in \mathcal{T} \quad (8d)$$

$$p_{st}^{SE-} \leq p_s^{AccSE}, \quad s \in \mathcal{S}, t \in \mathcal{T} \quad (8e)$$

$$q_{st}^{SE} \leq \gamma_s^{SE} p_s^{AccSE}, \quad s \in \mathcal{S}, t \in \mathcal{T} \quad (8f)$$

$$- \alpha_g^G p_g^{AccG} \leq p_{gt}^G - p_{g(t-1)}^G \leq \alpha_g^G p_g^{AccG}, \quad g \in \mathcal{G}, n \in \mathcal{N}, t \in \mathcal{T}_n \quad (8g)$$

$$\begin{aligned} \sum_{g \in \mathcal{G}_z} p_{gt}^G + \sum_{l \in \mathcal{L}_z^{In}} p_{lt}^L + \sum_{s \in \mathcal{S}_z} p_{st}^{SE-} + \sum_{r \in \mathcal{R}_z} R_{zt}^R p_r^{AccR} + p_{zt}^{ShedP} = \\ \mu^{DP} P_{zt}^{DP} + \sum_{l \in \mathcal{L}_z^{Out}} p_{lt}^L + \sum_{s \in \mathcal{S}_z} p_{st}^{SE+} + p_{zt}^{GShedP}, \quad z \in \mathcal{Z}, t \in \mathcal{T} \end{aligned} \quad (8h)$$

$$q_{s(t+1)}^{SE} = q_{st}^{SE} + H_t (\eta_s^{SE} p_{st}^{SE+} - p_{st}^{SE-}), \quad s \in \mathcal{S}, n \in \mathcal{N}, t \in \mathcal{T}_n \quad (8i)$$

$$\sum_{t \in \mathcal{T}} \sum_{g \in \mathcal{G}} \pi_t H_t E_g^G p_{gt}^G \leq \mu^E, \quad (8j)$$

$$p_{lt}^L \in \mathbb{R}_0, \quad (8k)$$

$$p_{gt}^G, p_g^{AccG}, p_{zt}^{ShedP}, p_{st}^{SE+}, p_{st}^{SE-}, p_s^{AccSE}, q_{st}^{SE}, p_r^{AccR}, p_{zt}^{GShedP} \in \mathbb{R}_0^+. \quad (8l)$$

The operational cost function $c^{OPE}(x, c)$ includes total operating costs of all generators and storage facilities $C_g^G p_{gt}^G + C_s^S p_{st}^{SE+}$ and load shedding costs $C^{Shed} p^{Shed}$. The parameters C_g^G and C_s^S include the variable operational cost of generators and storage. For thermal generators, C_g^G also includes the fuel cost and the CO₂ tax charged on the emissions of generators. Constraint (8b) ensures that generators are within their capacity limits. Constraint (8c) shows that the power flow p_t^L is within the transmission capacity p_l^{AccL} . Constraints (8d) and (8e) dictate that the power charged p_{st}^{SE+} and the discharging power p_{st}^{SE-} of a storage facility should be within the capacity, respectively. Constraint (8f) limits the energy storage level q_{st}^{SE} to be within the capacity q_s^{AccSE} . Constraint (8g) captures how fast thermal generators can ramp up or ramp down their power output, respectively. The parameters α_g^G is the maximum ramp rate of thermal generators. The power nodal balance, Constraint (8h), ensures that in one operational period t , the sum of total power generation of thermal generators p_{gt}^G , power discharged from all the electricity storage p_{st}^{SE-} , renewable generation $R_{zt}^R p_{rt}^{AccR}$, power transmitted to this region, and load shed p_{zt}^{ShedP} equals the sum of power demand P_{zt}^{DP} power transmitted to other regions, and power generation shed p_{zt}^{GShedP} . The parameter R_{zt}^R is the capacity factor of a renewable unit that is a fraction of the nameplate capacity p^{AccR} . The subset of a technology in region z is represented by $R_z := \{r \in \mathcal{R} : r \text{ is available in region } z\}$, where \mathcal{R} can be replaced by other sets of technologies. Constraint (8i) states that the state of charge q_{st}^{SE} in period $t+1$ depends on the previous state of charge q_{st}^{SE} , the charged power p_{st}^{SE+} and discharged power p_{st}^{SE-} . The parameter η_s^{SE} represent the charging efficiency. Constraint (8j) restricts the total emission. The parameter H_t is the length of the period t . The parameter μ^E is the CO₂ budget. The symbol E_g^G is the emission factor per unit of power generated. The capacities p_g^{AccG} , p_l^{AccL} , p_s^{AccSE} , scaling factor of demand μ^{DP} and CO₂ budget μ^E are passed from the master problem (7) via vector x_i and CO₂ tax that is included in cost coefficient C_g^G is passed from master problem (7) via vector c_i .

6. Results

This section firstly uses small illustrative cases to show how stabilisation helps solve multi-region investment planning problems. Then we demonstrate the proposed algorithm on larger instances and present the computational results.

6.1. Illustrative cases

We use three cases to show the value of stabilisation in a multi-region investment planning problem. A summary of the four cases is presented in Table 1. To simplify the visualisation of the results, we consider only two types of generation, OCGT and Diesel, and a one-time investment planning problem is solved. In this case, there is no difference between Adaptive Benders and standard Benders because there is only one **SP**.

Figure 3 - Figure 5 show how solutions are explored until convergence. In each figure, the darkest blue point represents the initial solution, the lightest blue point is the optimal solution, and the arrows indicate the order of points explored. For the stabilised versions, the stabilisation factor

Table 1: Summary of the illustrative cases.

Description	
Case A	single region, two technologies to invest (OCGT and Diesel)
Case B	two unconnected regions with sizes 60% and 40% of case A
Case C	Case B with a transmission line with 0 initial capacity

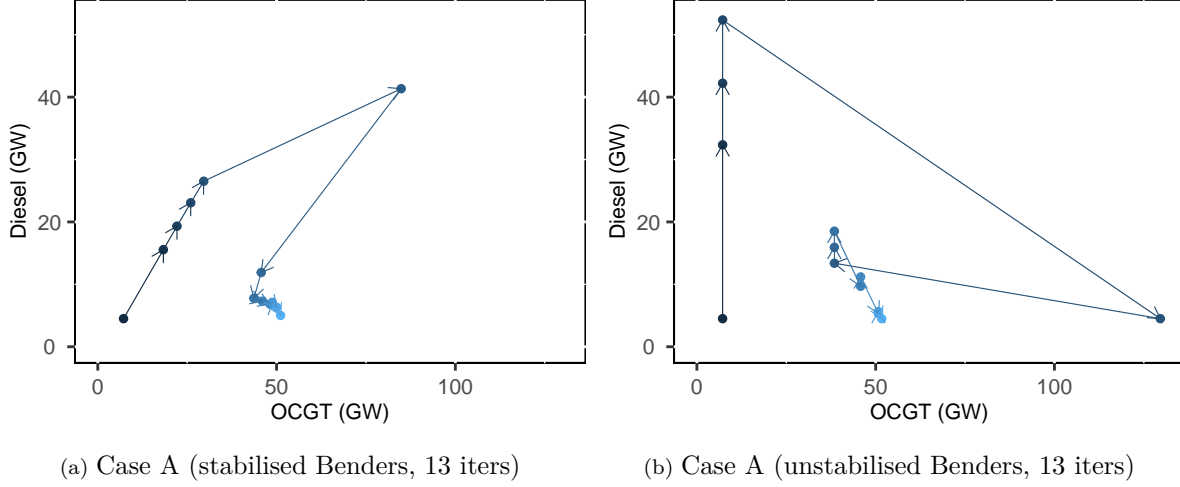


Figure 3: Comparative results of Case A.

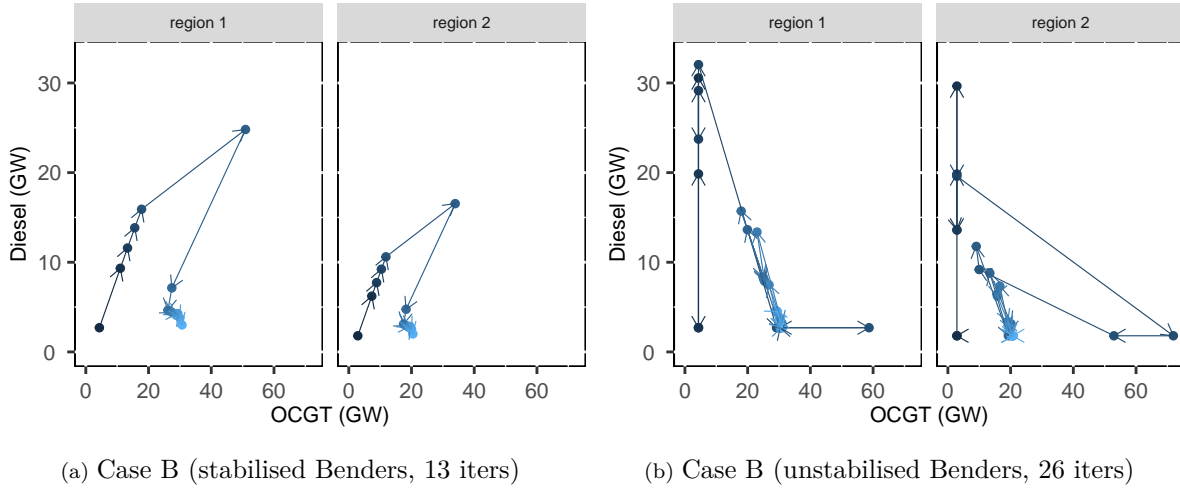


Figure 4: Comparative results of Case B.

is fixed to 0.2. In all cases, there is degeneracy in the dimension of the total amounts of the two generation types. From Case B and Case C, we find that there is degeneracy in the dimension of regions. In the two region cases, there is a CO₂ constraint that restricts the total emissions from both regions. In Case B, where to put the capacities becomes relevant. From Figure 4, we see that without stabilisation, the algorithm struggles to balance the capacities of the two technologies and starts jumping to points with different proportions of the two technologies many times until it

finds the optimal solution. In Figure 4, we see that the stabilised approach is clearer about which direction to explore and make small movements towards the optimal instead of sampling points wildly. The number of iterations is doubled without stabilisation. For a more realistic problem with more technologies and regions and a more complicated network topology, the value of stabilisation reveals further, as is shown in Section 6.3.

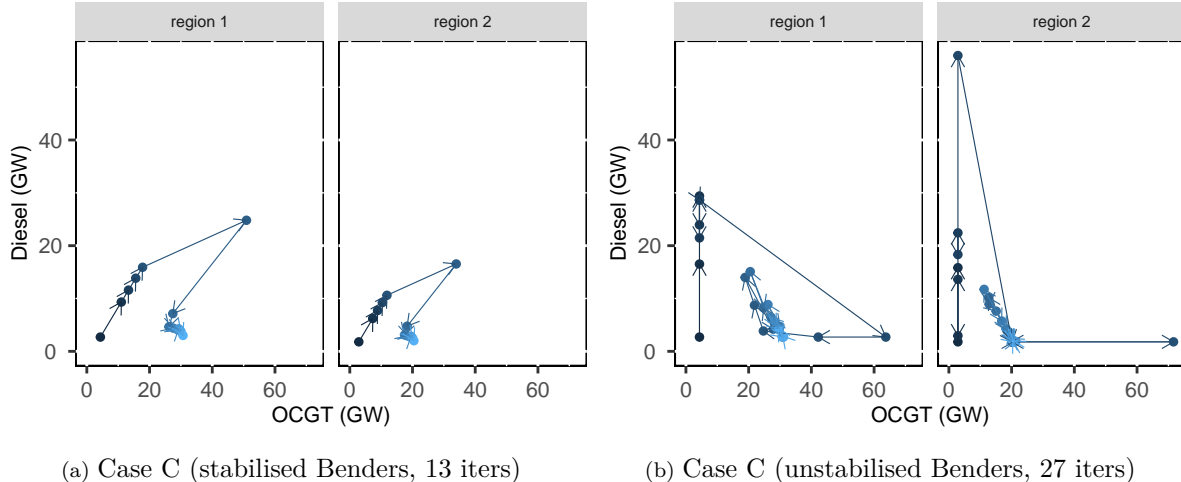


Figure 5: Comparative results of Case C.

In Case C, two regions are initially disconnected, but a line can be invested to connect them. However, there should be no line invested because the two regions are proportional to each other and making investments in the local generation is optimal. By observing the solution proposed by **RMP** in the unstabilised version, we notice that **RMP** does not realise that and makes an investment in the line in some iterations before finding the optimum, and this leads to more iterations compared with the stabilised version.

6.2. Case study

We test the stabilised Benders algorithm with adaptive oracles on the stochastic investment planning of the UK power system. We use the model presented in Section 5 to investigate the computational issues. The network topology is shown in Figure 6. We implemented the algorithm and model in Julia 1.7.3 using JuMP (Dunning et al., 2017) and solved with Gurobi 9.5.1 (Gurobi Optimization, LLC, 2022). We ran the code on nodes of a computer cluster with a 2x 3.6GHz 8 core Intel Xeon Gold 6244 CPU and 384 GB of RAM, running on CentOS Linux 7.9.2009. Some data was taken from (Mazzi et al., 2020). The Julia code and data for the case study have been made publicly available at (Zhang et al., 2022a).

6.3. Computational results

This section presents the computational results of the proposed stabilised Adaptive Benders. We compare the performance of stabilised Adaptive Benders against the unstabilised versions of Adaptive Benders with one **SP** solved per iteration (Mazzi et al., 2020) and the standard Benders.

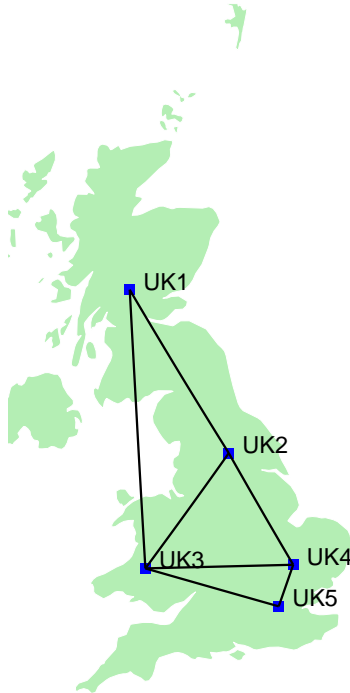


Figure 6: Illustration of the UK power system. (UK1: Scotland, UK2: North England, UK3: Midland and Wales, UK4: East England and UK5: South England.)

Table 2: Overview of the cases used in the computational study.

	Operational periods per short-term scenario	Short-term scenarios	Long-term scenarios	Number of decision nodes				Problem size (undecomposed)		
				Present	In 5 years	In 10 years	Total	Variables	Constraints	Nonzeros
Case 0	4380	4	1	1	1	1	3	2.7×10^6	7.7×10^6	1.9×10^7
Case 1	4380	4	9	1	3	9	13	1.6×10^7	4.6×10^7	1.1×10^8
Case 2	4380	4	81	1	9	81	91	1.2×10^8	3.5×10^8	8.4×10^8
Case 3	4380	4	729	1	27	729	757	1.0×10^9	4.5×10^9	1.1×10^{10} *

*: the model cannot be loaded into the solver due to its size.

We use the model presented in Section 5 to solve a 5-region UK power system planning to make the benchmark. The long-term uncertainties include CO₂ price and power demand. The short-term uncertainties include wind and solar capacity factors and load profiles. The summary of cases and their problem sizes are shown in Table 2. In Case 0–3, there are four short-term operational scenarios, each consisting of 4380 operational periods. Case 0 has no long-term uncertainty. Case 1 has one long-term uncertainty, CO₂ budget. Case 2 has CO₂ budget and long-term demand uncertainty. And Case 3 has CO₂ budget, long-term demand, and CO₂ tax as long-term uncertainty.

From Table 3, we can see that (a) stabilised Adaptive Benders is up to 113.7 times faster than standard Benders for a 1.00% convergence tolerance and 45.5 times faster than standard Benders for a 0.10% convergence tolerance, (b) Adaptive Benders gets slower when converging to a tighter tolerance and (c) compared with Adaptive Benders, stabilised Adaptive Benders is up to 2.14 times faster for a 1.00% convergence tolerance, and Adaptive Benders cannot solve the largest instance to 0.10% due to severe oscillation. Therefore, for Case 3, we report the performance of unstabilised

Table 3: Comparative results for standard Benders, Adaptive Benders and stabilised Adaptive Benders, γ is fixed to 0.025 for stabilised Adaptive Benders. (speed up: the time spent using standard Benders divided by time spent using Adaptive or stabilised Adaptive Benders).

	ϵ (%)	Undecomposed	Standard Benders		Adaptive Benders			Stabilised Adaptive Benders		
		Time (s)	Iters/Evals	Time (s)	Iters/Evals	Time (s)	Speed up	Iters/Evals	Time (s)	Speed up
Case 0	1.00	440	18/36	1051	30/31	874	1.2	16/26	751	1.4
	0.10		33/66	1925	66/67	1925	1.0	35/47	1344	1.4
Case 1	1.00	∞	16/192	5698	32/33	953	6.0	20/27	791	7.2
	0.10		28/336	9922	61/62	1823	5.4	28/40	1156	8.6
Case 2	1.00	∞	11/990	30 532	54/55	1559	19.6	23/60	1662	18.4
	0.10		18/1620	48 666	173/174	4982	9.8	41/106	3100	15.7
Case 3	1.00	∞	16/12096	382 828	202/203	7203	53.1	25/188	3367	113.7
	0.10		3736/18144	563 205	3736/3737*	422 591*	1.3*	72/360	12 375	45.5

∞ : the model can not be solved by Gurobi. *: the algorithm cannot solve the problem to a 0.1% tolerance but reach a 0.103% tolerance

Adaptive Benders when it reaches a tolerance of 0.103%, which is the tightest convergence tolerance it achieves and just before it starts oscillating severely.

Table 4: Results of stabilised Adaptive Benders decomposition with different level sets.

γ	ϵ (%)	Case 0		Case 1		Case 2		Case 3		Average	
		Iters/Evals	Time (s)	Iters/Evals	Time (s)	Iters/Evals	Time (s)	Iters/Evals	Time (s)	Iters/Evals	Time (s)
0.000*	1.00	26/35	970	21/45	1308	26/52	1396	25/188	5341	25/80	9015
0.000	1.00	35/39	1106	21/45	1298	23/70	1925	24/169	7270	26/81	11 599
0.025	1.00	16/26	752	20/27	791	23/60	1662	30/105	3385	22/55	6590
0.050	1.00	13/20	552	20/28	813	34/74	2039	21/163	4511	22/71	7915
0.075	1.00	16/23	665	15/21	581	21/64	1859	30/232	10 381	21/85	13 486
0.100	1.00	12/20	615	34/62	1820	17/60	1694	31/164	5419	24/77	9548
0.200	1.00	18/24	657	35/64	1885	31/90	2588	46/180	12 339	33/90	17 469
0.300	1.00	23/30	848	30/50	1478	33/88	2503	68/153	5055	39/80	9884
0.400	1.00	22/29	842	37/58	1796	39/96	2755	140/633	22 585	60/204	27 978
0.500	1.00	24/32	939	31/38	1276	58/143	4180	358/833	91 031	118/262	97 426
0.600	1.00	24/31	980	44/57	1721	67/110	3457	566/1123	45 590	175/330	51 748
0.700	1.00	32/37	1146	75/90	2970	126/212	6665	551/977	40 753	196/329	51 534
0.800	1.00	39/45	1424	84/94	3438	197/275	9004	713/966	43 529	258/345	57 395
0.900	1.00	73/81	2739	222/244	8165	487/649	21 665	2149/2859	192 864	733/958	225 433
0.000*	0.10	51/61	1754	37/46	1343	45/128	3725	56/626	21 070	47/215	27 892
0.000	0.10	55/59	1696	37/86	2508	41/116	3354	59/473	34 296	48/184	41 854
0.025	0.10	35/47	1344	28/40	1156	41/106	3100	72/360	12 472	44/138	18 072
0.050	0.10	21/33	941	29/43	1252	52/124	3693	62/502	16 862	41/176	22 748
0.075	0.10	24/35	1022	27/37	1051	35/109	3181	81/690	49 078	42/218	54 332
0.100	0.10	21/33	996	44/81	2384	33/105	3037	60/400	16 605	40/155	23 022
0.200	0.10	26/36	1004	54/97	2880	54/153	4556	92/510	40 627	57/199	49 067
0.300	0.10	31/43	1227	44/78	2322	61/88	7101	140/559	19 737	69/192	30 387
0.400	0.10	27/37	1074	49/78	2395	53/174	5279	306/1499	59 641	109/447	68 389
0.500	0.10	31/42	1234	39/50	1644	77/239	7181	471/1217	108 217	155/387	118 276
0.600	0.10	31/41	1286	60/84	2513	112/211	6674	838/2054	93 282	260/598	103 755
0.700	0.10	45/51	1555	89/115	3717	178/212	9965	954/2256	109 567	317/659	124 804
0.800	0.10	50/62	1923	104/130	4523	326/599	18 881	1085/1848	94 686	391/660	120 013
0.900	0.10	85/94	3160	233/262	8709	657/1015	33 098	2982/4706	376 947	989/1519	421 914

--: algorithm stops because Gurobi fails solving a stabilisation problem. *: the stabilisation problem is removed

6.3.1. Improving the robustness

The stabilisation factor γ significantly impacts the performance. A very small γ leads to loose stabilisation and makes stabilisation less effective, whereas a very large γ leads to tight stabilisation and may hinder the exploitation of the solution space. We test the performance using different γ from 0.025 to 0.9 and present the results in Table 4. We find that a stabilisation factor less than 0.2 generally performs well. By checking the average performance over four cases, we find that γ equals

0.025 give the best performance. However, for different cases, the γ that yields better performance varies. Furthermore, a rule of thumb for setting a fixed stabilisation factor may be to set it less than or equal to 0.5.

Table 5: Results for stabilised Benders decomposition with adjusted level sets (speed up: the time spent using fixed γ divided by time spent using dynamic stabilisation).

	initial γ	ω	\underline{P}	\overline{P}	Iters/Evals			Time (s)		
					$\epsilon = 1.00\%$	$\epsilon = 0.10\%$	$\epsilon = 1.00\%$	Speed up	$\epsilon = 0.10\%$	Speed up
Case 0	0.025	0.5	0.1	0.9	20/30	35/48	843	0.9	1368	1.0
		0.9	0.1	0.9	17/27	28/44	702	1.1	1233	1.1
	0.100	0.5	0.1	0.9	14/19	31/38	526	1.2	1081	0.9
		0.9	0.1	0.9	13/18	23/31	484	1.3	862	1.2
	0.500	0.5	0.1	0.9	17/24	27/37	753	1.3	1212	1.0
		0.9	0.1	0.9	20/27	28/38	761	1.2	1112	1.1
0.900	0.5	0.1	0.9	31/39	53/43	1123	2.4	1554	2.0	
	0.9	0.1	0.9	33/41	43/55	1248	2.2	1655	1.9	
Case 1	0.025	0.5	0.1	0.9	22/31	35/49	882	0.9	1425	0.8
		0.9	0.1	0.9	17/27	28/43	732	1.1	1238	0.9
	0.100	0.5	0.1	0.9	14/27	31/57	753	2.4	1651	1.4
		0.9	0.1	0.9	18/28	26/40	734	2.5	1157	2.1
	0.500	0.5	0.1	0.9	22/42	31/54	1182	1.1	1599	1.0
		0.9	0.1	0.9	22/45	34/45	1254	1.0	2054	0.8
0.900	0.5	0.1	0.9	15/20	30/44	627	13.0	1342	6.5	
	0.9	0.1	0.9	26/41	35/61	1277	6.4	1901	4.6	
Case 2	0.025	0.5	0.1	0.9	38/68	51/110	1979	0.8	3224	1.0
		0.9	0.1	0.9	18/61	41/152	1601	1.0	4461	0.7
	0.100	0.5	0.1	0.9	28/67	36/94	1775	1.0	2720	1.1
		0.9	0.1	0.9	29/67	39/99	1931	0.9	2858	1.1
	0.500	0.5	0.1	0.9	39/90	46/108	2533	1.7	3191	2.3
		0.9	0.1	0.9	39/102	49/141	3124	1.3	4261	1.7
0.900	0.5	0.1	0.9	48/95	76/194	2703	8.0	5839	5.7	
	0.9	0.1	0.9	50/107	65/164	3377	6.4	5086	6.5	
Case 3	0.025	0.5	0.1	0.9	49/217	84/418	6573	0.7	14067	1.2
		0.9	0.1	0.9	28/173	66/399	5486	0.8	15195	1.1
	0.100	0.5	0.1	0.9	24/111	87/433	3306	2.0	14860	1.0
		0.9	0.1	0.9	44/143	126/606	4538	1.5	21276	0.7
	0.500	0.5	0.1	0.9	52/182	140/566	5837	7.5	24892	2.9
		0.9	0.1	0.9	61/210	123/494	6901	6.4	17332	4.2
0.900	0.5	0.1	0.9	58/194	98/425	5758	33.5	14838	25.4	
	0.9	0.1	0.9	76/178	133/444	6042	31.9	15820	23.8	
Average					31/80	56/174	2417	6011		
Average (fixed γ)*					225/338	307/550	84749	145321		
Standard deviation					16/64	35/183	2052	6854		
Standard deviation (fixed γ)*					342/424	458/656	102821	190074		

*: consider the runs when $\gamma = 0.025, 0.1, 0.5$ and 0.9

We see that different fixed γ can lead to a noticeable difference in performance. It is aligned with Remark 5 in (Zverovich et al., 2012). Unlike (Zverovich et al., 2012) who decided to use $\gamma = 0.5$ to set the level set, we test the approach presented in Section 3.1 to adjust γ and then the level set that may make the stabilisation more robust and independent of the choice of the stabilisation

factor.

We test extensively the dynamic stabilisation scheme on Case 0-3. The results for different cases are shown in Table 5. By comparing results from Table 5 and their fixed γ counterparts in Table 4, we can see that in almost all cases adjusting the level set outperforms the cases using a fixed γ . Although sometimes dynamic stabilisation is slightly slower than standard stabilisation, most of the time it is better. Furthermore, dynamic stabilisation makes the level set method stabilisation more robust in terms of the choice of initial γ . It is particularly valuable because one may need extensive tests to find the γ that yields the best performance for the problems to be solved. However, as we see in Table 4, different problems may have different best γ . Therefore, a dynamic stabilisation that makes the performance less dependent on the choice of γ may make it easier to get a satisfying performance if one chooses a bad initial γ because the dynamic adjustment will help correct γ to a sensible value while solving the problem.

6.4. Power system analysis

In this section, we present the results of the 5-region UK power system planning problem. We analyse the investment decisions, expected costs, and the Value of the Stochastic Solution (VSS).

The investment decisions in the first stage are presented in Table 6. There are no investments in technologies except onshore wind in the first investment stage. We notice that the transmission lines are expanded in the later investment nodes. Therefore, for the first investment stage, only investment in onshore wind is presented. The onshore wind is mainly invested in Scotland, North England and South England in the first investment stage. When considering only short-term uncertainty, we can see that in Case 0, a total of 90.85 GW of onshore wind is invested, 28% of which is in North England. Compared with Case 1, around 3.8 GW less capacity is installed in Case 0. When considering uncertainty in both long-term demand and CO₂ budget, we can see a 3.56 GW investment in onshore wind in Scotland, compared with 14.76 GW in Case 1 and 1.42 GW in Case 3.

Table 6: Investment in onshore wind in the first investment stage.

	Investment in onshore wind (GW)					
	Scotland	North England	Midlands & Wales	East England	South England	UK Total
Case 0	0.00	25.70	0.00	0.00	65.15	90.85
Case 1	14.76	28.25	0.00	0.00	51.68	94.69
Case 2	3.56	23.22	0.00	0.00	59.19	85.97
Case 3	1.42	23.60	0.00	0.00	69.16	94.18

Table 7 shows the optimal costs and the VSS for considering long-term uncertainties. We can see that there is up to £7,702 million VSS when considering uncertainty, including CO₂ budget and long-term demand. The VSS is £2,904 million when considering only CO₂ budget as an uncertainty parameter. When considering long-term uncertainty, including CO₂ budget, CO₂ tax and long-term demand, the VSS is 4.4% of the optimal cost. This shows the value of including long-term uncertainty in a long-term planning problem and solving a large model.

Table 7: Optimal costs and VSS.

	Case 0	Case 1	Case 2	Case 3
Optimal cost (mn £)	174099	174276	174871	174785
VSS (long-term uncertainty, mn £)	-	2904	7325	7702

7. Discussion

In this paper, we propose a method to address the computational difficulty of a multi-stage stochastic programming problem with short-term and long-term uncertainty that is formulated using a multi-horizon stochastic programming approach. Similar studies on developing a method to solve such type of problems can be found in (Zakeri et al., 2000; Downward et al., 2020). Compared with their approach, we exploit the properties of the **SP** and stabilise the algorithm with the level set method and adaptively select **SPs** to solve exactly per iteration for better approximation, which shows significant performance improvement. The method can be generally applied to solve any problem that is formulated in (1) and (2).

We demonstrate our proposed method on a multi-region UK power system planning problem. To the authors’ knowledge, this is the first study that presents a multi-horizon formulation of a multi-region power system planning problem with short-term and long-term uncertainty and proposes a method to solve such a problem efficiently. Compared with a similar problem for long-term investment planning such as (Backe et al., 2022) that only considers short-term uncertainty, this paper firstly introduces both long-term and short-term uncertainty in a power system planning problem using a multi-horizon framework.

We notice and analyse the oscillation of the Benders-type decomposition method for multi-region investment planning problems. The level set method stabilisation approach was used to stabilise Benders. Compared with the existing literature that studied the level set method, we integrate it with the inexact oracles and show that it significantly improves computational performance. In addition, similar studies normally set the level set in an ad hoc way (Zverovich et al., 2012; Ruszczyński & Świątanowski, 1997). Moreover, we test to adjust the target based on a proposed measurement. For the test instance, adjusting the level set can usually yield better or equivalent performance. However, the parameters that yield the best performance may be case-dependent.

Although the stabilisation is useful, the stabilisation problem can potentially be a large QP and slow to solve. One possible approach to stabilise the problem efficiently is to utilise the built-in method, analytic centre (Gondzio et al., 1996) in a commercial solver like Gurobi to solve a feasibility problem to avoid solving a QP. We test utilising the analytic centre of Gurobi to potentially avoid solving a QP **LMP**. However, the results show that proper stabilisation may still be the better option, even for large problems.

We demonstrate the method for solving large-scale linear programming. However, the method can be applied to solve mixed-integer linear programming problems without modification as long as the integer variables are in the **MP**. In such a case, the stabilisation problem becomes a mixed-integer QP problem which may be slow to solve. Some other stabilisation techniques, such as local

branching (Baena et al., 2020) may be an alternative.

Although this paper presents a general method to solve a class of large-scale optimisation problems very efficiently, there are some limitations. Firstly, we need the same coefficient matrices in all nodes to utilise the inexact oracles. This may be limited when different operational scenarios are preferred. However, the inexact oracles can be generalised to apply to some groups of nodes with the same matrices and work in a problem with different matrices in different nodes. However, having different scenarios in different nodes may lead to lower stability of a stochastic problem. Secondly, although multi-horizon formulation significantly reduces the problem size, it may be limited when long-term storage, such as pumped hydro storage, is in the system. However, an easy fix to this issue is to collect information on the storage level at the end of one stage in the master problem and pass it to the next stage. Thirdly, in the case study, we only demonstrate the proposed method to solve the UK power system planning problem and show significant performance improvement, but more problems may be solved using the proposed method to gain more insights into the performance of the algorithm.

8. Conclusions and future work

In this paper, we proposed stabilised Benders decomposition with adaptive oracles to solve long-term multi-region investment planning problems with short-term and long-term uncertainty. We applied the algorithm to solve a multi-region UK power system investment planning problem towards 2035. We formulated such a problem using a multi-horizon stochastic programming approach. The test instances have up to 1 billion variables and 4.5 billion constraints. The computational results show that: a) for a 1.00% convergence tolerance, the proposed stabilised method is up to 113.7 times faster than standard Benders decomposition and 2.14 times faster than Adaptive Benders decomposition without stabilisation; b) for a 0.10% convergence tolerance, the proposed stabilised method is up to 45.5 times faster than standard Benders decomposition and the unstabilised Adaptive Benders decomposition cannot solve the largest instance to the convergence tolerance due to severe oscillation and c) dynamic level set method increases the robustness of the stabilisation.

Although the proposed method reduced the computational effort significantly and was used to solve multi-horizon stochastic programming with short-term and long-term uncertainty, we notice that for a very large problem with many decision nodes, the reduced master problem and the stabilisation problem may take longer to solve. Therefore, in future, techniques including node aggregation and cuts selection and deletion may be needed to improve the performance. In addition, although multi-horizon formulation reduces the problem size significantly, the model size may be reduced further by adjusting the scenario tree, e.g., removing the scenarios that do not make a difference while solving the problem.

CRediT author statement

Hongyu Zhang: Conceptualisation, Methodology, Software, Validation, Formal analysis, Investigation, Visualisation, Data curation, Writing - original draft, Writing - review & editing.

Nicolò Mazzi: Conceptualisation, Methodology, Data curation, Software, Writing - review & editing. **Ken McKinnon:** Conceptualisation, Methodology, Supervision, Writing - review & editing, Funding acquisition. **Rodrigo Garcia Nava:** Conceptualisation, Methodology, Software, Writing - review & editing. **Asgeir Tomasgard:** Conceptualisation, Supervision, Writing - review & editing, Funding acquisition.

Declaration of competing interest

The authors declare that they have no known competing financial interests or personal relationships that could have appeared to influence the work reported in this paper.

Acknowledgements

This work was supported by the Research Council of Norway through PETROSENTER LowEmission [project code 296207]; and the Engineering and Physical Sciences Research Council (EPSRC) through the CESI project [EP/P001173/1].

Appendix A. Appendix

Investment planning model sets

\mathcal{P}	set of technologies
\mathcal{I}	set of operational nodes, indexed by i
\mathcal{I}_0	set of investment nodes, indexed by i_0
\mathcal{I}_i	set of investment nodes i ($i \in \mathcal{I}_0$) ancestor to operational node i ($i \in \mathcal{I}$)

Operational model sets

\mathcal{N}	set of time slices
\mathcal{T}	set of hours in all time slices
\mathcal{L}	set of transmission lines
\mathcal{G}	set of thermal generators
\mathcal{S}	set of electricity storage
\mathcal{R}	set of renewable generations

Investment planning model parameters

C_{pi}^{Inv}	unitary investment cost of device p in investment node i ($p \in \mathcal{P}, i \in \mathcal{I}_0$) [\pounds /MW]
C_p^{Fix}	unitary fix operational and maintenance cost of device p ($p \in \mathcal{P}$) [\pounds /MW]
X_p^{Hist}	historical capacity of device p ($p \in \mathcal{P}$) [MW]
X_p^{Max}	maximum installed capacity of device p ($p \in \mathcal{P}$) [MW]
κ	scaling effect depending on the number of operation years between investment nodes
$\delta_i^{I_0}/\delta_i^I$	discount factor of investment node i ($i_0 \in \mathcal{I}_0$)/ operational node i ($i \in \mathcal{I}$)
$\pi_i^{I_0}/\pi_i^I$	probability of investment node i ($i_0 \in \mathcal{I}_0$)/ operational node i ($i \in \mathcal{I}$)
H_p^P	life time of technology p ($p \in \mathcal{P}$)
x_i	right hand side coefficients of the operational subproblem
c_i	cost coefficients of the operational subproblem

μ_i^E	CO ₂ budget at operational node i ($i \in \mathcal{I}$)
μ_i^{DP}	scaling factor on power demand at operational node i ($i \in \mathcal{I}$)
C_i^{CO2}	CO ₂ emission price at operational node i ($i \in \mathcal{I}$)

Operational model parameters

μ^E	yearly CO ₂ emission limit (tonne)
π_t	probability of operation period t ($t \in \mathcal{T}$)
H_t	number of hour(s) in one operational period t
α_g^G	maximum ramp rate of gas turbines ($g \in \mathcal{G}$) [MW/MW]
R_{rt}^R	capacity factor of renewable unit r in period t ($r \in \mathcal{R}, t \in \mathcal{T}$)
η_s^{SE}	efficiency of electricity store s ($s \in \mathcal{S}$)
γ_s^{SE}	power ratio of electricity store s ($s \in \mathcal{S}$) [MWh/MW]
E_g^G	emission factor of gas turbine g ($g \in \mathcal{G}$) [tonne/MWh]
C_g^G/C_s^{SE}	total operational cost of a generator g / a storage facility s ($g \in \mathcal{G}/ s \in \mathcal{S}$) [£/MW]
C^{ShedP}	power load shed penalty cost [£/MW]
P_{zt}^{DP}	power demand at region z period t ($z \in \mathcal{Z}, t \in \mathcal{T}$) [MW]

Investment planning model variables

x_{pi}^{Acc}	accumulated capacity of device p in operational node i ($p \in \mathcal{P}, i \in \mathcal{I}$) [MW]
x_{pi}^{Inst}	newly invested capacity of device p in investment node i_0 ($p \in \mathcal{P}, i \in \mathcal{I}_0$) [MW]
c_i^{INV}	total expected investment cost (£)

Operational model variables

p_g^{AccG}	accumulated capacity of gas turbine g ($g \in \mathcal{G}$) [MW]
p_g^{AccR}	accumulated capacity of renewable unit r ($r \in \mathcal{R}$) [MW]
p_s^{AccSE}	accumulated charging/discharging capacity of electricity store s ($s \in \mathcal{S}$) [MW]
p_{gt}^G	power generation of gas turbine g in period t ($g \in \mathcal{G}, t \in \mathcal{T}$) [MW]
$p_{st}^{SE+}/p_{st}^{SE-}$	charge/discharge power of electricity store s in period t ($s \in \mathcal{S}, t \in \mathcal{T}$) [MW]
p_{lt}^L	power flow in line l in period t ($l \in \mathcal{L}, t \in \mathcal{T}$) [MW]
p_{zt}^{GShedP}	generation shed at z in period t ($z \in \mathcal{Z}, t \in \mathcal{T}$) [MW]
q_{st}^{SE}	energy level of electricity store s at the start of period t ($s \in \mathcal{S}, t \in \mathcal{T}$) [MWh]
p_{zt}^{ShedP}	load shed at z in period t ($z \in \mathcal{Z}, t \in \mathcal{T}$) [MW]

Function

$c^{OPE}(\cdot, \cdot)$	operational cost at node at operational node i ($i \in \mathcal{I}$) (£)
-------------------------	--

References

- Backe, S., Skar, C., del Granado, P. C., Turgut, O., & Tomasgard, A. (2022). EMPIRE: An open-source model based on multi-horizon programming for energy transition analyses. *SoftwareX*, *17*, 100877. doi:[10.1016/j.softx.2021.100877](https://doi.org/10.1016/j.softx.2021.100877).
- Baena, D., Castro, J., & Frangioni, A. (2020). Stabilized benders methods for large-scale combinatorial optimization, with application to data privacy. *Management Science*, *66*, 3051–3068. doi:[10.1287/mnsc.2019.3341](https://doi.org/10.1287/mnsc.2019.3341).
- Benders, J. F. (1962). Partitioning procedures for solving mixed-variables programming problems. *Numerische Mathematik*, *4*, 238–252. doi:[10.1007/BF01386316](https://doi.org/10.1007/BF01386316).
- Birge, J. R., & Louveaux, F. (2011). *Introduction to Stochastic Programming*. Springer Science & Business Media. doi:[10.1007/978-1-4614-0237-4](https://doi.org/10.1007/978-1-4614-0237-4).
- Boffino, L., Conejo, A. J., Sioshansi, R., & Oggioni, G. (2019). A two-stage stochastic optimization planning framework to decarbonize deeply electric power systems. *Energy Economics*, *84*, 104457. doi:[10.1016/j.eneco.2019.07.017](https://doi.org/10.1016/j.eneco.2019.07.017).
- Conejo, A. J., Baringo Morales, L., Kazempour, S. J., & Siddiqui, A. S. (2016). *Investment in Electricity Generation and Transmission*. Springer Cham. doi:[10.1007/978-3-319-29501-5](https://doi.org/10.1007/978-3-319-29501-5).
- Downward, A., Baucke, R., & Philpott, A. B. (2020). *JuDGE.jl: a Julia package for optimizing capacity expansion*. Technical Report Engineering Science, University of Auckland. URL: http://www.optimization-online.org/DB_FILE/2020/11/8086.pdf [accessed July 2022].
- Dunning, I., Huchette, J., & Lubin, M. (2017). JuMP: A Modeling Language for Mathematical Optimization. *SIAM Review*, *59*, 295–320. doi:[10.1137/15M1020575](https://doi.org/10.1137/15M1020575).
- Fabian, C. I. (2000). Bundle-type Methods for Inexact Data. *Central European Journal of Operations Research*, *8*, 35–55. URL: https://web.cs.elte.hu/~fabian/inexact_bundle.pdf. [accessed July 2022].
- Fairbrother, J., Turner, A., & Wallace, S. W. (2022). Problem-driven scenario generation: an analytical approach for stochastic programs with tail risk measure. *Mathematical Programming*, *191*, 141–182. doi:[10.1007/s10107-019-01451-7](https://doi.org/10.1007/s10107-019-01451-7).
- Fletcher, R. (2000). *Practical methods of optimization*. John Wiley & Sons. doi:[10.1002/9781118723203](https://doi.org/10.1002/9781118723203).
- Fodstad, M., Egging, R., Midthun, K., & Tomasgard, A. (2016). Stochastic modeling of natural gas infrastructure development in Europe under demand uncertainty. *Energy Journal*, *37*, 5–32. doi:[10.5547/01956574.37.SI3.mfod](https://doi.org/10.5547/01956574.37.SI3.mfod).
- Gacitua, L., Gallegos, P., Henriquez-Auba, R., Lorca, Negrete-Pincetic, M., Olivares, D., Valenzuela, A., & Wenzel, G. (2018). A comprehensive review on expansion planning: Models and tools for energy policy analysis. *Renewable and Sustainable Energy Reviews*, *98*, 346–360. doi:[10.1016/j.rser.2018.08.043](https://doi.org/10.1016/j.rser.2018.08.043).
- Galan, A., de Prada, C., Gutierrez, G., Sarabia, D., Grossmann, I. E., & Gonzalez, R. (2019). Implementation of RTO in a large hydrogen network considering uncertainty. *Optimization and Engineering*, *20*, 1161–1190. doi:[10.1007/s11081-019-09444-3](https://doi.org/10.1007/s11081-019-09444-3).
- Gondzio, J., du Merle, O., Sarkissian, R., & Vial, J. P. (1996). ACCPM - a library for convex optimization based on an analytic center cutting plane method. *European Journal of Operational Research*, *94*, 206–211. doi:[10.1016/0377-2217\(96\)00169-5](https://doi.org/10.1016/0377-2217(96)00169-5).
- Gupta, V., & Grossmann, I. E. (2014). Multistage stochastic programming approach for offshore oilfield infrastructure planning under production sharing agreements and endogenous uncertainties. *Journal of Petroleum Science and Engineering*, *124*, 180–197. doi:[10.1016/j.petrol.2014.10.006](https://doi.org/10.1016/j.petrol.2014.10.006).
- Gurobi Optimization, LLC (2022). Gurobi Optimizer Reference Manual. URL: <https://www.gurobi.com> [accessed July 2022].
- Hellemo, L., Midthun, K., Tomasgard, A., & Werner, A. (2013). Multi-stage stochastic programming for natural gas infrastructure design with a production perspective. In *Stochastic Programming: Applications in Finance, Energy, Planning and Logistics* (pp. 259–288). World Scientific. doi:[10.1142/9789814407519_0010](https://doi.org/10.1142/9789814407519_0010).
- Kaut, M., Midthun, K. T., Werner, A. S., Tomasgard, A., Hellemo, L., & Fodstad, M. (2014). Multi-horizon stochastic programming. *Computational Management Science*, *11*, 179–193. doi:[10.1007/s10287-013-0182-6](https://doi.org/10.1007/s10287-013-0182-6).
- King, A., & Wallace, S. (2012). *Modeling with Stochastic Programming*. Springer Science & Business Media. doi:[10.1007/978-0-387-87817-1](https://doi.org/10.1007/978-0-387-87817-1).

- Lara, C. L., Siirola, J. D., & Grossmann, I. E. (2020). Electric power infrastructure planning under uncertainty: stochastic dual dynamic integer programming (SDDiP) and parallelization scheme. *Optimization and Engineering*, *21*, 1243–1281. doi:[10.1007/s11081-019-09471-0](https://doi.org/10.1007/s11081-019-09471-0).
- Lemarechal, C., Nemirovskii, A., & Nesterov, Y. (1995). New variants of bundle methods. *Mathematical Programming, Series B*, *69*, 111–147. doi:[10.1007/BF01585555](https://doi.org/10.1007/BF01585555).
- Li, C. (2021). *Algorithms for Stochastic Mixed-integer Nonlinear Programming and Long Term Optimization of Electric Power Systems*. Ph.D. thesis Carnegie Mellon University. URL: https://kithub.cmu.edu/articles/thesis/Algorithms_for_Stochastic_Mixed-integer_Nonlinear_Programming_and_Long_Term_Optimization_of_Electric_Power_Systems/19146431 [accessed September 2022].
- Li, C., Conejo, A. J., Liu, P., Omell, B. P., Siirola, J. D., & Grossmann, I. E. (2022). Mixed-integer linear programming models and algorithms for generation and transmission expansion planning of power systems. *European Journal of Operational Research*, *297*, 1071–1082. doi:[10.1016/j.ejor.2021.06.024](https://doi.org/10.1016/j.ejor.2021.06.024).
- Mazzi, N., Grothey, A., McKinnon, K., & Sugishita, N. (2020). Benders decomposition with adaptive oracles for large scale optimization. *Mathematical Programming Computation*, . doi:[10.1007/s12532-020-00197-0](https://doi.org/10.1007/s12532-020-00197-0).
- Munoz, F. D., Hobbs, B. F., & Watson, J. P. (2016). New bounding and decomposition approaches for MILP investment problems: Multi-area transmission and generation planning under policy constraints. *European Journal of Operational Research*, *248*, 888–898. doi:[10.1016/j.ejor.2015.07.057](https://doi.org/10.1016/j.ejor.2015.07.057).
- Munoz, F. D., & Watson, J. P. (2015). A scalable solution framework for stochastic transmission and generation planning problems. *Computational Management Science*, *12*, 491–518. doi:[10.1007/s10287-015-0229-y](https://doi.org/10.1007/s10287-015-0229-y).
- Pereira, M. V., & Pinto, L. M. (1991). Multi-stage stochastic optimization applied to energy planning. *Mathematical programming*, *52*, 359–375. doi:doi.org/10.1007/BF01582895.
- Powell, W. (2011). *Approximate Dynamic Programming: Solving the Curses of Dimensionality*. John Wiley & Sons. doi:[10.1002/9781118029176](https://doi.org/10.1002/9781118029176).
- Powell, W. B., & Meisel, S. (2016). Tutorial on stochastic optimization in energy—part i: Modeling and policies. *IEEE Transactions on Power Systems*, *31*, 1459–1467. doi:[10.1109/TPWRS.2015.2424974](https://doi.org/10.1109/TPWRS.2015.2424974).
- Rahmaniani, R., Crainic, T. G., Gendreau, M., & Rei, W. (2017). The Benders decomposition algorithm: A literature review. *European Journal of Operational Research*, *259*, 801–817. doi:[10.1016/j.ejor.2016.12.005](https://doi.org/10.1016/j.ejor.2016.12.005).
- Ruszczynski, A., & Świętanowski, A. (1997). Accelerating the regularized decomposition method for two stage stochastic linear problems. *European Journal of Operational Research*, *101*, 328–342. doi:[10.1016/S0377-2217\(96\)00401-8](https://doi.org/10.1016/S0377-2217(96)00401-8).
- Salo, A., Andelmin, J., & Oliveira, F. (2022). Decision programming for mixed-integer multi-stage optimization under uncertainty. *European Journal of Operational Research*, *299*, 550–565. doi:[10.1016/j.ejor.2021.12.013](https://doi.org/10.1016/j.ejor.2021.12.013).
- Singh, K. J., Philpott, A. B., & Kevin Wood, R. (2009). Dantzig-wolfe decomposition for solving multistage stochastic capacity-planning problems. *Operations Research*, *57*, 1271–1286. doi:[10.1287/opre.1080.0678](https://doi.org/10.1287/opre.1080.0678).
- Skar, C., Doorman, G., & Tomasgard, A. (2014). Large-scale power system planning using enhanced Benders decomposition. *Proceedings - 2014 Power Systems Computation Conference, PSCC 2014*, . doi:[10.1109/PSCC.2014.7038297](https://doi.org/10.1109/PSCC.2014.7038297).
- Slyke, R., R M Van; Wets (1969). Optimal Control and Stochastic Programming. *SIAM journal on applied mathematics*, *17*, 638–663. doi:[10.1137/0117061](https://doi.org/10.1137/0117061).
- Wallace, S. W., & Fleten, S. E. (2003). Stochastic Programming Models in Energy. *Handbooks in Operations Research and Management Science*, *10*, 637–677. doi:[10.1016/S0927-0507\(03\)10010-2](https://doi.org/10.1016/S0927-0507(03)10010-2).
- Zakeri, G., Philpott, A., & Ryan, D. (2000). Inexact Cuts in Benders Decomposition. *SIAM Journal on Optimization*, *10*, 643–657. doi:[10.1137/S1052623497318700](https://doi.org/10.1137/S1052623497318700).
- Zhang, H., McKinnon, K., Mazzi, N., Nava, R. G., & Tomasgard, A. (2022a). Stabilised adaptive Benders. doi:[10.5281/zenodo.6818491](https://doi.org/10.5281/zenodo.6818491).
- Zhang, H., Tomasgard, A., Knudsen, B. R., Svendsen, H. G., Bakker, S. J., & Grossmann, I. E. (2022b). Modelling and analysis of offshore energy hubs. *Energy*, (p. 125219). doi:[10.1016/j.energy.2022.125219](https://doi.org/10.1016/j.energy.2022.125219).

Zverovich, V., Fábán, C. I., Ellison, E. F., & Mitra, G. (2012). A computational study of a solver system for processing two-stage stochastic LPs with enhanced Benders decomposition. *Mathematical Programming Computation*, 4, 211–238. doi:[10.1007/s12532-012-0038-z](https://doi.org/10.1007/s12532-012-0038-z).