

# Preheating constraints in $\alpha$ -attractor inflation and Gravitational Waves production

K. El Bourakadi,<sup>\*</sup> Z. Sakhi,<sup>†</sup> and M. Bennai<sup>‡</sup>

*Physics and Quantum Technology Team, LPMC, Ben M'sik Faculty of Sciences,  
Casablanca Hassan II University, Casablanca, Morocco <sup>§</sup> and  
LPHE-MS Laboratory Department of Physics, Faculty of Science,  
Mohammed V University in Rabat, Rabat, Morocco <sup>§</sup>*

(Dated: September 21, 2022)

We propose a scenario where preheating occurs for a specific duration that is parametrized by an e-folds number  $N_{pre}$ , our results suggest a direct correlation between the preheating duration and the density of gravitational waves (GWs) produced during this phase. Moreover, we investigate the consequences of the inflationary parameters on the  $\alpha$ -attractor E model in the small  $\alpha$  limits. In this framework, we perform investigations on the preheating parameters involving the number of e-folds  $N_{pre}$ , and the temperature of reheating  $T_{re}$ , then we show that the parameter  $n$  associated with the E model of  $\alpha$ -attractor inflation has a negligible effect on the preheating duration, and we demonstrate that gravitational wave generation during preheating satisfies the restrictions from Planck's recent data.

## I. INTRODUCTION

Among the most exciting theories that explain the origins of the Universe is the inflation scenario [1–3], this modern theory described through various models gives a satisfying solution to the standard Big Bang problems. Accurate measurements of the cosmic microwave background (CMB) and the large-scale structure (LSS) of galaxies provided helpful constraints on inflation models [4], taking into consideration the recent observations of the  $\alpha$ -attractor-type models, which were suggested in a unified approach combining the Higgs and Starobinsky inflation [5, 6] show good compatibility with data [21, 22]; Reheating is a phenomenon that was proposed as a technique for achieving the hot big bang Universe. At reheating, the energy of the inflaton field is transformed to thermal radiation through processes that may involve particle production and non-equilibrium events, many investigations have been conducted on reheating mechanisms [7–10, 37]. However, recent studies have examined new formalism to constrain the reheating temperature and e-folding number [11–13, 27]. Preheating on the other hand is a phase that occurs at the end of inflation when the periodical oscillations of the inflaton lead to the parametric resonance, which results in an abundant production of light particles whose mode momenta are in the resonant bands [14–17]. Preheating can accelerate the thermalization of our Universe since the inflaton energy can be transferred rapidly into matter. Due to the fact that only modes with their momenta in the resonant bands grow exponentially, the matter distribution has large time-dependent inhomogeneities in the position space. Thus, the matter produced during pre-

heating has time-dependent quadruple moments and for this reason, it could be an effective source of gravitational waves (GWs) [18–20, 39]. The detection of GWs produced during preheating can contribute to the investigation of inflation and study of the reheating process.

One of the biggest difficulties confronting observational cosmology in the coming decade is the detection of primordial tensor fluctuations, both in the form of CMB B-mode polarization on large angular scales and a spectrum of relic gravitational waves. Because of the direct relationship of primordial GWs to the inflaton potential in the case of the minimum inflaton coupling to gravity, the GW primordial power spectrum at large scales provides vital information on the nature of the inflaton field [23]. Equally significant is the fact that the GWs spectrum  $\Omega_{GW}$  may act as an important probe to physical processes happening after inflation. In this paper, we investigate the preheating epoch from the  $\alpha$ -attractor inflation focusing on the E-model class of  $\alpha$ -attractors. Our approach to constrain preheating and the GWs produced at this stage differs from the previous studies since we consider a preheating epoch characterized by an e-folding number  $N_{pre}$ , in this way we will extend the formalism developed in Ref. [36] where they include the nonperturbative effects in the reheating scenario, in this way inflation is ended by an initial nonperturbative stage followed by a perturbative one. In our work, the reheating duration is determined through the final reheating temperature, this leads to two phases scenarios where preheating and reheating occur for specific durations. On another hand, we prove that the gravitational wave spectrum  $\Omega_{GW}$  is sensitive to the e-folding number  $N_{pre}$ , which makes it possible to set a correlation of gravitational wave energy density with the spectral index  $n_s$  detected by the CMB experiments in order to satisfy the constraints from Planck's data.

The paper is organized as follows. In Sect. II we compute the relations between inflationary and preheating parameters in the  $\alpha$ -attractor E-model and discuss the constraints from preheating on the inflationary param-

<sup>\*</sup> k.elbourakadi@yahoo.com

<sup>†</sup> zb.sakhi@gmail.com

<sup>‡</sup> mdbennai@yahoo.fr

<sup>§</sup> Also at LPHE-MS Laboratory Department of Physics, Faculty of Science, Mohammed V University in Rabat, Rabat, Morocco

eters, we also briefly describe our proposed two phases scenario following inflation. In Sect. III we convert the GWs spectra into physical variables and describe gravitational waves from Planck's measurements perspective. In Sect. IV we present our conclusions.

## II. PREHEATING CONSTRAINTS IN $\alpha$ -ATTRACTOR E-MODEL

### A. $\alpha$ -attractor inflation

In this work we focus on a class of single-field inflation models of the  $\alpha$ -attractors, This class of inflation models can be generated by spontaneously breaking the conformal symmetry [30], we consider the E-model potential in Eq. (1), knowing that after the slow-roll approximation during inflation, the Klein-Gordon equation obeys  $3H\dot{\phi} + V = 0$ , while the Friedmann equation is given as  $H^2 = V(\phi)/3M_p^2$ ,

$$V = V_0 \left( 1 - e^{-\sqrt{\frac{2\kappa^2}{3\alpha}}\phi} \right)^{2n}, \quad (1)$$

here,  $V_0$ ,  $n$ , and  $\alpha$  are free parameters.

In the standard inflation the slow-roll parameters are introduced as  $\epsilon = (1/2)(M_p V'/V)^2$  and  $\eta = M_p^2 V''/V$ , which could be related to the spectral index and tensor-to-scalar ratio as

$$n_s = 1 - 6\epsilon + 2\eta, \quad (2)$$

$$r = 16\epsilon, \quad (3)$$

the energy density during inflation is written as  $\rho = (1 + \epsilon/3)V$ . At the end of this epoch the energy density of the Universe can be given as  $\rho_{end} = (4/3)V_{end}$  considering that  $\epsilon = 1$ .

To begin, we look for the scalar spectral index and tensor-to-scalar ratio in the small  $\alpha$  limits. In this case, we may rewrite the E-model potential Eq. (1) as follows:

$$V = V_0 \left[ 1 - 2n \exp \left( -\sqrt{\frac{2\kappa^2}{3\alpha}}\phi \right) \right], \quad (4)$$

one can compute the number of e-foldings between the horizon exit of the pivot scale and the end of inflation as

$$\begin{aligned} N &= \frac{1}{M_p^2} \int_{\phi_{end}}^{\phi_k} \frac{V}{V'} d\phi \\ &= \frac{1}{M_p^2} \sqrt{\frac{3\alpha}{2\kappa^2}} \left[ \frac{1}{2n} \sqrt{\frac{3\alpha}{2\kappa^2}} e^{\sqrt{\frac{2\kappa^2}{3\alpha}}\phi} - \phi \right]_{\phi_{end}}^{\phi_k}, \end{aligned} \quad (5)$$

using the approximations  $\phi_k \gg \phi_{end}$ , and  $M_p e^{\sqrt{\frac{2\kappa^2}{3\alpha}}\phi} \gg \phi$ , the field at the horizon crossing is then given as

$$\phi_k = \sqrt{\frac{3\alpha}{2\kappa^2}} \ln \left( \frac{4n}{3\alpha} N \right). \quad (6)$$

The above equations considering the small limit of  $\alpha$  predicts

$$n_s = 1 - \frac{2}{N}, \quad r = \frac{12\alpha}{N^2}. \quad (7)$$

TABLE I. Testing the compatibility of the Tensor-to-scalar ratio parameter for  $0.05 \leq \alpha \leq 0.8$  in the case of  $N = 50$  and  $N = 60$  inflationary  $e$ -folds.

tensor-to-scalar ratio	$\alpha = 0.8$	$\alpha = 0.2$	$\alpha = 0.05$
r (N= 50)	0.0038	0.0009	0.0002
r (N= 60)	0.0026	0.0066	0.0016

The expression of the scalar field at the end of inflation  $\phi_{end}$  is obtained by solving the equation  $\epsilon(\phi_{end}) = 1$ , which gives

$$\phi_{end} = \sqrt{\frac{3\alpha}{8\kappa^2}} \ln \left( \frac{4n^2}{3\alpha} \right). \quad (8)$$

According [11, 31] we know that  $r = 2H_k^2/\pi^2 M_p^2 A_s$ , using the expressions above we can derive  $H_k$  as a function of  $n_s$  and  $A_s$

$$H_k = \pi M_p \sqrt{\frac{3}{2}\alpha A_s (1 - n_s)}, \quad (9)$$

we can determine  $V_{end} = V(\phi_{end})$  using the expression of the scalar field at the end of inflation given by Eq. (8), we should note here that  $V_0$  is chosen to take the value  $V_0^{1/4} = 10^{15} GeV$  [37]. From Table (I) the inflationary parameter  $r$  presents good consistency for small  $\alpha$ , and the spectral index  $n_s$  in Eq. (7) can best fit observations for  $N = 60$ . However, the energy density at the end of inflation gives additional constraints on the  $\alpha$  parameter in order to have a valid energy  $V_{end} > 0$ , according to Eq. (8) the parameter must be bounded as  $\alpha \lesssim 0.3$ .

### B. Preheating constraints

At the early stages of the Universe's evolution, the process of preheating occurs. One of the important parameters which take specific values in each step throughout the evolution of the Universe is the equation of state (EoS) parameter, which is defined as the ratio of the pressure and energy density of the Universe  $\omega = p/\rho$ . The choice of the right EoS value after inflation is essential, especially during preheating. Since the Universe cools as it expands, there must be a period that follows inflation

that prepares thermally for the reheating step, that we call preheating. To extract information about preheating we need to consider the phase between the time observable CMB scales crossed the horizon to the present time, which can be described by [27]

$$N_{pre} = \left[ 61.6 - \frac{1}{4} \ln \left( \frac{V_{end}}{\gamma H_k^4} \right) - N \right] - \frac{1 - 3\omega}{4} N_{re}, \quad (10)$$

the reheating duration  $N_{re}$  can be obtained as a function of the reheating temperature in the following way [27]

$$N_{re} = \frac{1}{3(1 + \omega)} \ln \left( \frac{3^2 \cdot 5 V_{end}}{\gamma \pi^2 \bar{g}_* T_{re}^4} \right). \quad (11)$$

Figs. (1,2) presents the variations of the preheating e-

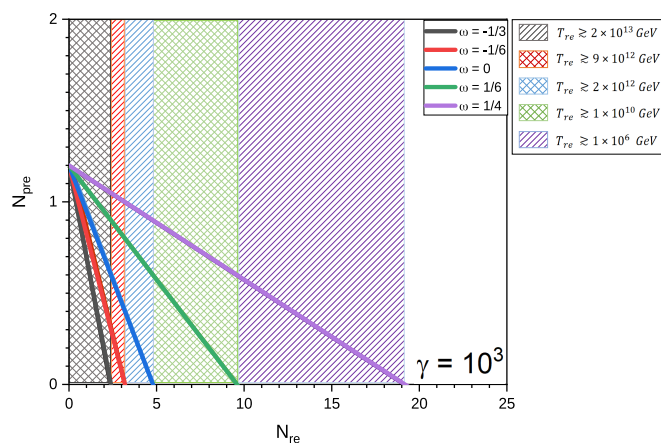


FIG. 1. Variation of the preheating duration  $N_{pre}$  as a function of reheating e-folds for the case of  $\gamma = 10^3$  considering different values of the (EoS) parameter  $\omega$ , each region is determined by a reheating temperature bound, in the black dashed region the temperature is bounded as  $T_{re} \gtrsim 2 \times 10^{13} GeV$ , the red region is bounded as  $T_{re} \gtrsim 9 \times 10^{12} GeV$ , the blue region is bounded by  $T_{re} \gtrsim 2 \times 10^{12} GeV$ , the green one is bounded by  $T_{re} \gtrsim 1 \times 10^{10} GeV$ , and the purple region is bounded by  $T_{re} \gtrsim 1 \times 10^6 GeV$ .

folds number  $N_{pre}$  as a function of the reheating duration  $N_{re}$ , when reheating is instantaneous  $N_{re} \rightarrow 0$  the preheating duration takes values independent on the (EoS) parameter, for the cases of  $\gamma : 10^3, 10^6$  all the lines with different values of  $\omega$  tends toward a preheating duration that lies between  $\sim 1 - 3$  e-folds. Our conclusion is that models without preheating considered in previous works estimate higher values of reheating duration, while here, considering preheating as a phase would only conduct a rapid reheating transition step toward the radiation-dominated era, for each value of  $\omega$  an instant preheating duration is related to a minimum value of reheating temperature which increases as we take lower values of (EoS), additionally, in order to retain a successful Big Bang Nucleosynthesis (BBN), the thermalization is required to be

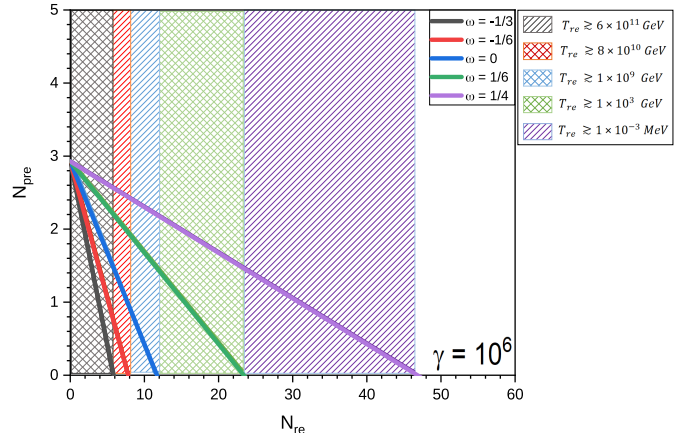


FIG. 2. Variation of the preheating duration  $N_{pre}$  as a function of reheating e-folds for the case of  $\gamma = 10^6$  considering different values of the (EoS) parameter  $\omega$ , each region is determined by a reheating temperature bound, in the black dashed region the temperature is bounded as  $T_{re} \gtrsim 6 \times 10^{11} GeV$ , the red region is bounded as  $T_{re} \gtrsim 8 \times 10^{10} GeV$ , the blue region is bounded by  $T_{re} \gtrsim 1 \times 10^9 GeV$ , the green one is bounded by  $T_{re} \gtrsim 1 \times 10^3 GeV$ , and the purple region is bounded by  $T_{re} \gtrsim 1 \times 10^{-3} MeV$ .

bounded as  $T_{re} \gtrsim 4 MeV$  [35, 38], as a consequence the lower bound on the reheating temperature for the case of  $\omega = 1/4$  with  $\gamma = 10^6$  must not be expected. Preheating e-folding  $N_{pre}$  is linked to the inflationary quantities through  $V_{end}$ ,  $N$ , and  $H_k$ , these quantities were calculated for the E-model considered previously. Furthermore, the preheating period is specified by a parameter  $\gamma$  that relates the energy density at the end of inflation  $\rho_{end}$  to the preheating energy density  $\rho_{pre}$ .  $N_{re}$  can be calculated considering the final reheating thermalization temperature. Here, we must mention that in order to have a valid reheating duration  $N_{re} \gtrsim 0$  we must consider the bound

$$T_{re} \leq \left( \frac{3^2 \cdot 5 V_{end}}{\gamma \pi^2 \bar{g}_*} \right)^{\frac{1}{4}}, \quad (12)$$

this means that a reheating temperature is bounded as  $T_{re} \lesssim 10^{13} GeV$ , the higher limit from the bound will cause an instant transition of reheating which makes the preheating duration independent of the choice of the (EoS) parameter. However, a lower temperature value can increase the reheating duration, as a consequence  $N_{pre}$  will directly depend on the parameters  $T_{re}$  and  $\omega$ . Next, we will consider the case of the two phases scenario where preheating and reheating occur non-instantaneously. Our goal is to achieve new constraints on preheating duration considering different cases of  $T_{re}$  and  $\omega$  which characterize the reheating scenario.

### 1. Preheating and reheating as two phases scenario

Inflation must end when the value of  $\omega$  became larger than  $-1/3$ , in order to satisfy the condition of energy density dominance and preserve the causality  $\omega$  must be smaller than 1 [12]. Considering the results shown in Fig. (1,2) the choice of a specific (EoS) value enables a reheating temperature bound, our purpose is to constrain the preheating e-fold considering various cases of  $T_{re}$  and  $\omega$  provided by the previous findings. It is well known that

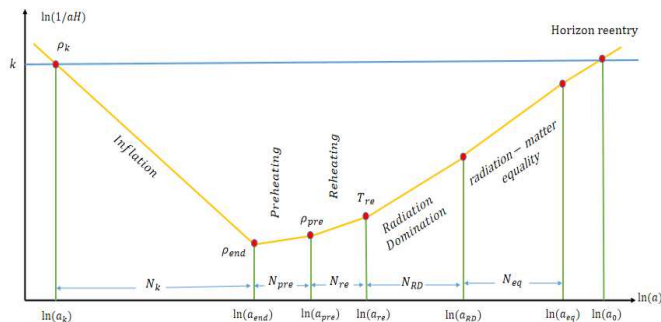


FIG. 3. The evolution of the comoving Hubble scale  $(aH)^{-1}$  connects the inflationary phase with the CMB. The end of the inflation is denoted by  $\rho_{end}$ , the end of preheating phase is denoted by  $\rho_{pre}$ , and reheating is ended by the final temperature  $T_{re}$ . The inflationary phase and radiation-dominated era connect through the preheating and reheating phases.

the mechanism of nonperturbative effect which occurs before reheating is what we call preheating. This process of parametric resonance does not completely decay inflaton into the radiation field. Therefore, a subsequent thermalization must take place and the perturbative decay will be necessary to complete the reheating process. Our objective here is to consider a two phases model to describe both preheating and reheating durations reconcilably, Figure 3 describe our methodology of previous calculations, the variation of preheating duration as a function of the spectral index  $n_s$  illustrated in Figure 4 show good consistency for a wide range of reheating temperature  $T_{re}$  along with the (EoS) parameter. However, a lower bound on  $T_{re}$  must be taken into consideration, knowing that according to [35] the minimum reheating temperature must satisfy  $T_{re} \geq 4MeV$ , we could exclude the case  $\omega = 1/4$  with  $\gamma = 10^6$  for the two phases scenario model. This analysis motivates us to subsequently analyze preheating as a one-phase scenario with an instant transition of reheating, and we will show that this model still holds.

### III. PRIMORDIAL GRAVITATIONAL WAVES FROM PREHEATING

Because we are interested in the connection of gravity-wave energy density spectrum with Planck data, we must convert the GW spectrum into actual physical values. The present scale factor in comparison to the one when GW production stops can be expressed as [28]

$$\Omega_{gw,0}h^2 = \Omega_{gw}(f) \left(\frac{\bar{g}_*}{\bar{g}_0}\right)^{-1/3} \Omega_{r,0}h^2 \left(\frac{a_{end}}{a_{pre}}\right)^4. \quad (13)$$

The number of e-folds between the end of inflation to the time when preheating completed can be written as  $a_{end}/a_{pre} = e^{-N_{pre}}$ , which makes the current gravity-wave energy density spectrum related to the preheating e-folds considering  $\omega = 1/3$  given as

$$\Omega_{gw,0}h^2 = \Omega_{gw}(f) \left(\frac{\bar{g}_*}{\bar{g}_0}\right)^{-1/3} \Omega_{r,0}h^2 \exp\left(-4\left[61.6 - \frac{1}{4}\ln\left(\frac{V_{end}}{\gamma H_k^4}\right) - N\right]\right). \quad (14)$$

From Fig. 5 the variation of  $\Omega_{gw,0}h^2$  as a function of  $N_{pre}$  for some fixed values of  $\Omega_{gw}$  are presented, we plotted the energy density spectrum  $\Omega_{gw,0}h^2$  as a function of the preheating duration  $N_{pre}$ , taking the present GW spectra to be  $8 \times 10^{-4} \leq \Omega_{gw} \leq 4 \times 10^{-3}$ , when  $N_{pre} \rightarrow 0$  the GW density spectrum takes an initial value for all the cases with different  $\Omega_{gw}$ . When we increase the present GW energy density, the initial values that correspond to  $\Omega_{gw,0}h^2(N_{pre} = 0)$  increases as well, knowing that values of preheating with GW density spectrum bounded as  $\Omega_{gw,0}h^2 \leq 1.85 \times 10^{-6}$  are most compatible according to Planck's results [4, 24]. Figures 6 and 7 demonstrate the evolution of the GW density spectrum with respect to the spectral index  $n_s$  for different values of the current GW spectra  $\Omega_{gw}$ , we plot  $\Omega_{gw,0}h^2$  considering the expansion of the Universe from the end of inflation up to later times of preheating, because of the bound of the final temperature of reheating  $T_{re} \lesssim 10^{13}GeV$ , the duration  $N_{re}$  from Eq. (11) could be considered as instantaneous, which make preheating duration minimally dependent on the (EoS) parameter  $\omega$  as observed in Figs. (1,2). We choose the values of  $\gamma : 10^3, 10^6$  from the previous analysis which presents good consistency according to Planck's results, the curves decrease as the GW energy density became very negligible  $\Omega_{gw} \rightarrow 0$ . For both cases  $\gamma = 10^3$ , and  $\gamma = 10^6$  with  $\Omega_{gw,0}h^2 \leq 1.85 \times 10^{-6}$  all the lines with different  $\Omega_{gw}$  tends towards the central value of the spectral index  $n_s$ .

### IV. CONCLUSION

After we examine the basic equations that describe gravity waves production using metric perturbation and

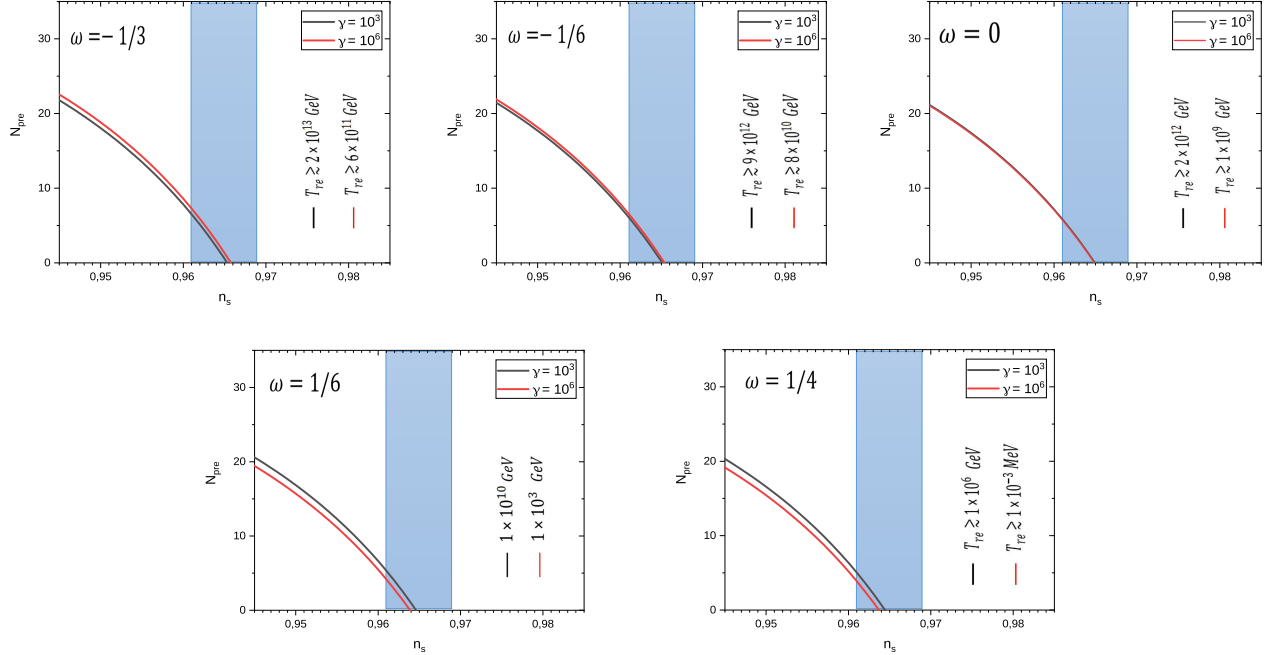


FIG. 4. Constraints on the preheating duration  $N_{pre}$  for the  $\alpha$ -tractor E model potential considering both cases:  $\gamma = 10^3$  and  $\gamma = 10^6$  with different values of the thermalization temperature and (EoS) parameter, we chose  $n = 1, \alpha = 0.1$ . Here, the vertical light blue region represents Planck's bounds on  $n_s = 09649 \pm 0.0042$  [4].

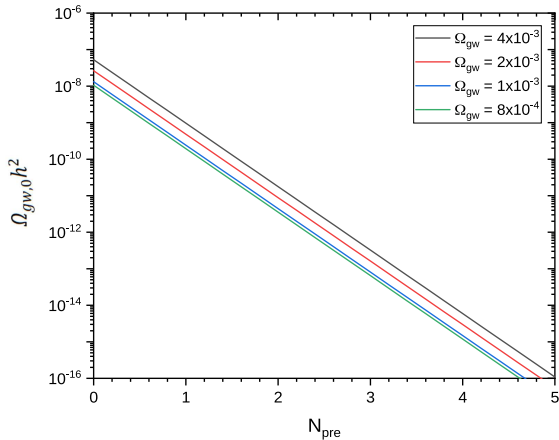


FIG. 5. The variation of the density spectra of GWs as a function of  $N_{pre}$ . For different values of gravity wave energy density  $\Omega_{gw}$ , the grey region corresponds to the bound  $\Omega_{gw,0} h^2 \leq 1.85 \times 10^{-6}$  [4].

calculate  $\Omega_{gw,0} h^2$  that represents the abundance of gravity wave energy density today, we discuss the E model  $\alpha$ -tractor and calculate the expression of the observational parameters  $n_s$  and  $r$ , we compute these param-

eters as functions of inflation's e-folds  $N$  and test the compatibility of the parameter  $\alpha$  with Planck's results, our results show that small values of  $\alpha$  give good results on the tensor-to-scalar ratio parameter, while the spectral index  $n_s$  is best estimated for  $N = 60$ . We derive the preheating duration as functions of inflationary parameters in Eq. (10), and consider different thermalization temperature to discuss the case when the thermalization temperature is low enough to conduct to two phases scenarios where preheating and reheating occurs for specific durations. we provide additional constraints that estimate the bound on the reheating temperature as  $T_{re} \lesssim 10^{13} GeV$  in order to have a valid reheating duration  $N_{re} \gtrsim 0$ . Our results suggest that when  $N_{re} \rightarrow 0$  the preheating e-folds is independent on the choice of the (EoS), the duration of preheating is plotted as a function of the spectral index for the two models we considered previously, we show that  $N_{pre}$  is weakly sensitive to  $\gamma$  and independent on the E model inflation parameter  $n$ . We finally calculate the current gravity wave energy density spectrum as a function of the duration  $N_{pre}$ , which is a possible alternative to study GW density spectrum according to recent Planck's results. Assuming the density parameter  $\Omega_{gw}$  to be bounded as  $8 \times 10^{-4} \leq \Omega_{gw} \leq 4 \times 10^{-3}$ , we chose  $n = 1, \alpha = 0.1$ , and  $\gamma : 10^3, 10^6$ , and found that both cases where  $\gamma = 10^3, \gamma = 10^6$  show good consistency with observation. We conclude that the E

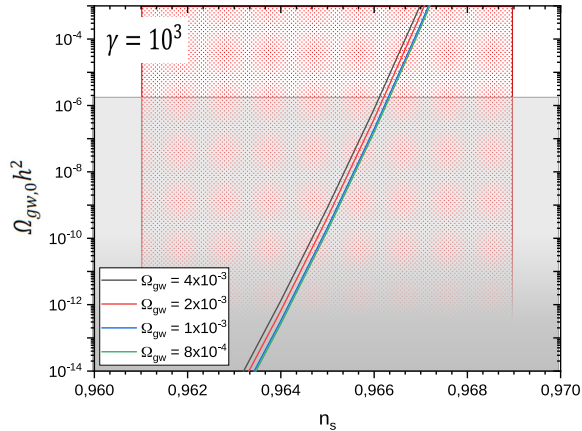


FIG. 6. The variation of the density spectra of GWs as a function of the spectral index  $n_s$ . For different values of gravity wave energy density  $\Omega_{gw}$ , we choose  $8 \cdot 10^{-4} \leq \Omega_{gw} \leq 4 \cdot 10^{-3}$ , and  $\gamma = 10^3$ . The black line corresponds to  $\Omega_{gw} = 4 \cdot 10^{-3}$ , red line corresponds to  $\Omega_{gw} = 2 \cdot 10^{-3}$ , blue line corresponds to  $\Omega_{gw} = 10^{-3}$ , green line corresponds to  $\Omega_{gw} = 8 \cdot 10^{-4}$ , the red shaded region represents Planck's bounds on  $n_s$  and the grey region corresponds to the bound  $\Omega_{gw,0}h^2 \leq 1.85 \times 10^{-6}$  [4].

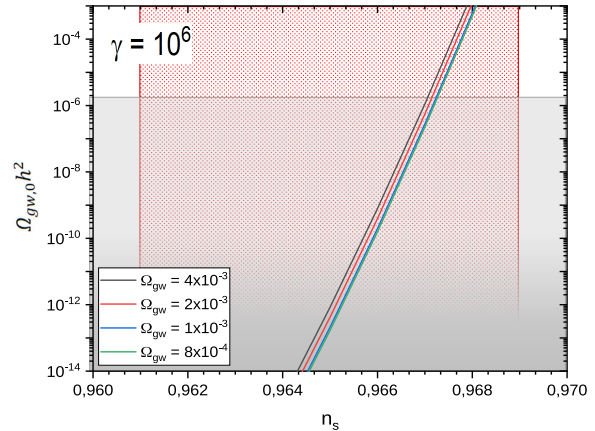


FIG. 7. The variation of the density spectra of GWs as a function of the spectral index  $n_s$ . For different values of gravity wave energy density  $\Omega_{gw}$ , we choose  $8 \cdot 10^{-4} \leq \Omega_{gw} \leq 4 \cdot 10^{-3}$ , and  $\gamma = 10^6$ . The black line corresponds to  $\Omega_{gw} = 4 \cdot 10^{-3}$ , red line corresponds to  $\Omega_{gw} = 2 \cdot 10^{-3}$ , blue line corresponds to  $\Omega_{gw} = 10^{-3}$ , green line corresponds to  $\Omega_{gw} = 8 \cdot 10^{-4}$ , the red shaded region represents Planck's bounds on  $n_s$  and the grey region corresponds to the bound  $\Omega_{gw,0}h^2 \leq 1.85 \times 10^{-6}$  [4].

model  $\alpha$ -attractor parameters appear to have consistent results considering the preheating duration, regardless of whether the process is instant or takes a certain number of e-folds to complete, once we determine the final temperature of thermalization  $T_{re}$ , other preheating parameters are determined using the E model  $\alpha$ -attractor inflation. As a result, it would be interesting to investigate the physics of preheating in the context of Primordial GWs.

- 
- [1] Linde, A. (2008). Inflationary cosmology. In *Inflationary Cosmology* (pp. 1-54). Springer, Berlin, Heidelberg.
- [2] Gorbunov, D. S., & Rubakov, V. A. (2011). *Introduction to the theory of the early universe: Cosmological perturbations and inflationary theory*. World Scientific.
- [3] Lyth, D. H., & Riotto, A. (1999). Particle physics models of inflation and the cosmological density perturbation. *Physics Reports*, 314(1-2), 1-146.
- [4] Collaboration, P., Aghanim, N., Akrami, Y., Ashdown, M., Aumont, J., Baccigalupi, C., ... & Rosset, C. (2020). Planck 2018 results. VI. Cosmological parameters.
- [5] Kallosh, R., & Linde, A. (2013). Superconformal generalizations of the Starobinsky model. *Journal of Cosmology and Astroparticle Physics*, 2013(06), 028.
- [6] Scalisi, M. (2015). Cosmological  $\alpha$ -attractors and de Sitter landscape. *Journal of High Energy Physics*, 2015(12), 1-15.
- [7] Abbott, L. F., Farhi, E., & Wise, M. B. (1982). Particle production in the new inflationary cosmology. *Physics Letters B*, 117(1-2), 29-33.
- [8] Dolgov, A. D., & Linde, A. D. (1982). Baryon asymmetry in the inflationary universe. *Physics Letters B*, 116(5), 329-334.
- [9] Ueno, Y., & Yamamoto, K. (2016). Constraints on  $\alpha$ -attractor inflation and reheating. *Physical Review D*, 93(8), 083524.
- [10] Shtanov, Y., Traschen, J., & Brandenberger, R. (1995). Universe reheating after inflation. *Physical Review D*, 51(10), 5438.
- [11] Cook, J. L., Dimastrogiovanni, E., Easson, D. A., & Krauss, L. M. (2015). Reheating predictions in single field inflation. *Journal of Cosmology and Astroparticle Physics*, 2015(04), 047.
- [12] El Bourakadi, K., Bousder, M., Sakhi, Z., & Bennai, M. (2021). Preheating and reheating constraints in supersymmetric braneworld inflation. *The European Physical Journal Plus*, 136(8), 1-19.

- [13] Sakhi, Z., et al. "Effect of brane tension on reheating parameters in small field inflation according to Planck-2018 data." *International Journal of Modern Physics A* 35.30 (2020): 2050191.
- [14] Traschen, J. H., & Brandenberger, R. H. (1990). Particle production during out-of-equilibrium phase transitions. *Physical Review D*, 42(8), 2491.
- [15] Shtanov, Y., Traschen, J., & Brandenberger, R. (1995). Universe reheating after inflation. *Physical Review D*, 51(10), 5438.
- [16] Fu, C., Wu, P., & Yu, H. (2017). Inflationary dynamics and preheating of the nonminimally coupled inflaton field in the metric and Palatini formalisms. *Physical Review D*, 96(10), 103542.
- [17] Fu, C., Wu, P., & Yu, H. (2019). Nonlinear preheating with nonminimally coupled scalar fields in the Starobinsky model. *Physical Review D*, 99(12), 123526.
- [18] Khlebnikov, S., & Tkachev, I. (1997). Relic gravitational waves produced after preheating. *Physical Review D*, 56(2), 653.
- [19] Garcia-Bellido, J., & Figueroa, D. G. (2007). Stochastic background of gravitational waves from hybrid preheating. *Physical review letters*, 98(6), 061302.
- [20] Dufaux, J. F., Bergman, A., Felder, G., Kofman, L., & Uzan, J. P. (2007). Theory and numerics of gravitational waves from preheating after inflation. *Physical Review D*, 76(12), 123517.
- [21] Carrasco, J. J. M., Kallosh, R., & Linde, A. (2015).  $\alpha$ -attractors: Planck, LHC and dark energy. *Journal of High Energy Physics*, 2015(10), 1-20.
- [22] Carrasco, J. J. M., Kallosh, R., & Linde, A. (2015). Cosmological attractors and initial conditions for inflation. *Physical Review D*, 92(6), 063519.
- [23] Mishra, S. S., Sahni, V., & Starobinsky, A. A. (2021). Curing inflationary degeneracies using reheating predictions and relic gravitational waves. *Journal of Cosmology and Astroparticle Physics*, 2021(05), 075.
- [24] Li, J., Yu, H., & Wu, P. (2020). Production of gravitational waves during preheating in  $\alpha$ -attractor inflation. *Physical Review D*, 102(8), 083522.
- [25] Adshead, P., Giblin Jr, J. T., & Weiner, Z. J. (2018). Gravitational waves from gauge preheating. *Physical Review D*, 98(4), 043525.
- [26] Dufaux, J. F., Bergman, A., Felder, G., Kofman, L., & Uzan, J. P. (2007). Theory and numerics of gravitational waves from preheating after inflation. *Physical Review D*, 76(12), 123517.
- [27] El Bourakadi, K., Ferricha-Alami, M., Filali, H., Sakhi, Z., & Bennai, M. (2021). Gravitational waves from preheating in Gauss-Bonnet inflation. *The European Physical Journal C*, 81(12), 1-8.
- [28] Podolsky, D., Felder, G. N., Kofman, L., & Peloso, M. (2006). Equation of state and beginning of thermalization after preheating. *Physical Review D*, 73(2), 023501.
- [29] Dufaux, J. F., Felder, G. N., Kofman, L., Peloso, M., & Podolsky, D. (2006). Preheating with trilinear interactions: Tachyonic resonance. *Journal of Cosmology and Astroparticle Physics*, 2006(07), 006.
- [30] Kallosh, R., Linde, A., & Roest, D. (2013). Superconformal inflationary  $\alpha$ -attractors. *Journal of High Energy Physics*, 2013(11), 1-13.
- [31] Dai, L., Kamionkowski, M., & Wang, J. (2014). Reheating constraints to inflationary models. *Physical review letters*, 113(4), 041302.
- [32] Drewes, M., Kang, J. U., & Mun, U. R. (2017). CMB constraints on the inflaton couplings and reheating temperature in  $\alpha$ -attractor inflation. *Journal of High Energy Physics*, 2017(11), 1-42.
- [33] Dai, L., Kamionkowski, M., & Wang, J. (2014). Reheating constraints to inflationary models. *Physical review letters*, 113(4), 041302.
- [34] Lozanov, K. D., & Amin, M. A. (2017). Equation of state and duration to radiation domination after inflation. *Physical review letters*, 119(6), 061301.
- [35] Hannestad, S. (2004). What is the lowest possible reheating temperature?. *Physical Review D*, 70(4), 043506.
- [36] Haque, M. R., Maity, D., & Saha, P. (2020). Two-phase reheating: CMB constraints on inflation and dark matter phenomenology. *Physical Review D*, 102(8), 083534.
- [37] Salamate, F., Khay, I., Ferricha-Alami, M., Chakir, H., & Bennai, M. (2019). E-Model  $\alpha$ -Attractor on Brane from Planck Data and Reheating Temperature. *Moscow University Physics Bulletin*, 74(5), 537-543.
- [38] Kawasaki, M., Kohri, K., & Sugiyama, N. (2000). MeV-scale reheating temperature and thermalization of the neutrino background. *Physical Review D*, 62(2), 023506.
- [39] Li, J., Yu, H., & Wu, P. (2020). Production of gravitational waves during preheating in  $\alpha$ -attractor inflation. *Physical Review D*, 102(8), 083522.