

ExoClock Project III: 450 new exoplanet ephemerides from ground and space observations

A. KOKORI,¹ A. TSIARAS,^{2,1} B. EDWARDS,^{3,1} A. JONES,^{4,5} G. PANTELIDOU,⁶ G. TINETTI,¹ L. BEWERSDORFF,⁴
A. ILIADOU,⁶ Y. JONGEN,^{4,7} G. LEKKAS,⁸ A. NASTASI,^{9,10} E. POULTOURTZIDIS,⁶ C. SIDIROPOULOS,⁸ F. WALTER,^{4,11,12}
A. WÜNSCHE,¹³ R. ABRAHAM,^{4,14} V. K. AGNIHOTRI,⁴ R. ALBANESI,^{4,15} E. ARCE-MANSEGO,^{4,16} D. ARNOT,¹⁷
M. AUDEJEAN,⁴ C. AUMASSON,¹³ M. BACHSCHMIDT,⁴ G. BAJ,⁴ P. R. BARROY,^{4,18,19} A. A. BELINSKI,²⁰ D. BENNETT,^{4,21,5}
P. BENNI,⁴ K. BERNACKI,²² L. BETTI,^{23,24} A. BIAGINI,^{25,24,9} P. BOSCH,²⁶ P. BRANDEBOURG,⁴ L. BRÁT,¹² M. BRETTON,¹³
S. M. BRINCAT,^{4,27} S. BROUILLARD,^{4,28} A. BRUZAS,¹⁷ A. BRUZZONE,^{4,29} R. A. BUCKLAND,¹⁷ M. CALÓ,⁴ F. CAMPOS,⁴
A. CARRENO,^{4,30} J.-A. CARRION RODRIGO,⁴ R. CASALI,⁴ G. CASALNUOVO,⁴ M. CATANEO,^{4,31,32} C.-M. CHANG,³³
L. CHANGEAT,⁴ V. CHOWDHURY,⁴ R. CIANTINI,^{23,24} M. CILLUFFO,^{4,31} J.-F. COLIAC,⁴ G. CONZO,^{4,34} M. CORREA,^{4,35,36}
G. COULON,⁴ N. CROUZET,^{37,38,*} M. V. CROW,^{4,5,39} I. CURTIS,⁴ D. DANIEL,⁴ S. DAWES,^{4,5,39} B. DAUCHET,⁴ M. DELDEM,⁴
D. DELIGEORGIOPOULOS,^{4,40} G. DRANSFIELD,⁴¹ R. DYMCKO,^{4,5} T. EENMÄE,⁴² P. EVANS,^{4,43} N. ESSEIVA,⁴ C. FALCO,⁹
R. G. FARFÁN,⁴ E. FERNÁNDEZ-LAJÚS,^{44,45} S. FERRATFIAT,¹³ S. L. FERREIRA,⁴ A. FERRETTI,^{4,29} J. FIOŁKA,²²
M. FOWLER,^{4,46,5} S. R. FUTCHER,^{4,47,5} D. GABELLINI,⁴ T. GAINNEY,⁴ J. GAITAN,⁴ P. GAJDOŠ,⁴⁸ A. GARCÍA-SÁNCHEZ,^{4,49}
J. GARLITZ,⁴ C. GILLIER,^{4,50} C. GISON,¹⁷ F. GRAU HORTA,⁴ G. GRIVAS,⁶ J. GONZALES,⁴ D. GORSHANOV,⁵¹ P. GUERRA,²⁶
T. GUILLOT,⁵² C. A. HASWELL,¹⁷ T. HAYMES,^{4,5} V.-P. HENTUNEN,⁵³ K. HILLS,^{4,54,5} K. HOSE,⁴ T. HUMBERT,⁴
F. HURTER,^{4,55} T. HYNEK,⁵⁶ M. IRZYK,⁴ J. JACOBSEN,⁴ A. L. JANNETTA,⁴ K. JOHNSON,⁴ P. JÓZWIK-WABIK,²²
A. E. KAEUOACH,⁴ W. KANG,^{57,58} H. KIISKINEN,^{4,59} T. KIM,^{57,60} Ü. KIVILA,^{4,61} B. KOCH,^{4,62} U. KOLB,¹⁷
H. KUČÁKOVÁ,^{63,12} S.-P. LAI,^{64,33} D. LALOUM,^{4,27} S. LASOTA,²² L. A. LEWIS,¹⁷ G.-I. LIAKOS,⁴ F. LIBOTTE,^{4,35,36}
C. LOPRESTI,^{4,65} F. LOMOZ,^{66,12} R. MAJEWSKI,⁴ A. MALCHER,²² M. MALLONN,⁶⁷ M. MANNUCCI,^{4,68} A. MARCHINI,⁶⁹
J.-M. MARI,^{4,70} A. MARINO,^{4,71} G. MARINO,^{4,72} J.-C. MARIO,⁴ J.-B. MARQUETTE,⁷³ F. A. MARTÍNEZ-BRAVO,⁴
M. MAŠEK,^{74,12} P. MATASSA,⁴ P. MICHEL,⁴ J. MICHELET,⁴ M. MILLER,^{4,5,27} E. MINY,^{4,75} T. MOLLIER,⁴ D. MOLINA,^{4,76}
B. MONTELEONE,⁴ N. MONTIGIANI,^{4,68} M. MORALES-AIMAR,^{4,77,27} F. MORTARI,⁴ M. MORVAN,¹ L. V. MUGNAI,⁷⁸
G. MURAWSKI,⁴ L. NAPONIELLO,^{23,24} R. NAVES,⁴ J.-L. NAUDIN,⁴ D. NÉEL,⁴ R. NEITO,⁴² S. NEVEU,^{4,79,19} A. NOSCHESE,⁴
Y. ÖGMEN,⁴ O. OHSHIMA,⁴ Z. ORBANIC,⁴ E. P. PACE,^{23,24} C. PANTACCHINI,⁴ N. I. PASCHALIS,⁴ C. PEREIRA,^{4,80}
I. PERETTO,^{4,81} V. PERROUD,⁴ M. PHILLIPS,^{4,82,5} P. PINTR,⁸³ J.-B. PIOPPA,^{4,70,27} J. PLAZAS,⁴ A. J. POELARENDIS,⁸⁴
A. POPOWICZ,²² J. PURCELL,⁴ N. QUINN,⁸⁵ M. RAETZ,⁸⁶ D. REES,⁴ F. REGEMBAL,⁴ M. ROCCHETTO,¹
P.-F. ROCCI,^{4,79,27,19} M. ROCKENBAUER,⁸⁷ R. ROTH,⁸⁸ L. ROUSSELOT,^{4,79} X. RUBIA,^{4,35} N. RUOCCO,^{4,89} E. RUSSO,^{4,31}
M. SALISBURY,^{4,5} F. SALVAGGIO,^{4,72} A. SANTOS,⁴ J. SAVAGE,^{4,5} F. SCAGGIANTE,⁹⁰ D. SEDITA,⁴ S. SHADICK,⁹¹
A. F. SILVA,^{4,16} N. SIOULAS,⁴ V. ŠKOLNÍK,^{4,12} M. SMITH,⁴ M. SMOLKA,¹² A. SOLMAZ,^{92,93} N. STANBURY,⁴ D. STOURAITIS,⁴
T.-G. TAN,⁴ M. THEUSNER,⁴ G. THURSTON,^{4,5} F.-P. TIFNER,⁴ A. TOMACELLI,^{4,71} A. TOMATIS,⁴ J. TRNKA,^{94,12,†}
M. TYLŠAR,⁹⁵ P. VALEAU,⁴ J.-P. VIGNES,⁴ A. VILLA,^{4,30} A. VIVES SUREDA,⁴ K. VORA,⁴ M. VRAŠTÁK,¹² D. WALLIANG,^{4,96}
B. WENZEL,^{87,85} D. E. WRIGHT,^{4,97,5} R. ZAMBELLI,⁴ M. ZHANG,⁹⁸ AND M. ZÍBAR¹²

¹University College London, Gower Street, London, WC1E 6BT, UK

²INAF - Osservatorio Astrofisico di Arcetri, Largo E. Fermi 5, 50125 Firenze, Italy

³AIM, CEA, CNRS, Université Paris-Saclay, Université de Paris, F-91191 Gif-sur-Yvette, France

⁴Amateur Astronomer^c

⁵British Astronomical Association, Burlington House, Piccadilly, Mayfair, London, W1J 0DU, UK

⁶Department of Physics, Aristotle University of Thessaloniki, University Campus, Thessaloniki, 54124, Greece

⁷Observatoire de Vaison-La-Romaine, Départementale 51, près du Centre Equestre au Palis - 84110 Vaison-La-Romaine, France

⁸Department of Physics, University of Ioannina, Ioannina, 45110, Greece

⁹GAL Hassin - Centro Internazionale per le Scienze Astronomiche, Via della Fontana Mitri, 90010 Isnello, Palermo, Italy

¹⁰INAF - Osservatorio Astronomico di Palermo, Piazza del Parlamento, 1, 90134 Palermo, Italy

¹¹Štefánik Observatory, Strahovská 205, 118 00 Praha 1, Czech Republic

¹²Czech Astronomical Society, Fričova 298 251 65 Ondřejov, Czech Republic

¹³Observatoire des Baronnies Provençales, Route de Nyons, 05150 Moydans, France

¹⁴East Sussex Astronomical Society, 35 Mount Street Battle East Sussex TN33 0EG, UK

¹⁵ARA Associazione Romana Astrofili, Via Vaschetta, 1 - 02030 Frasso Sabino (Ri), Italy

¹⁶Asociación Valenciana de Astronomía, C/ Profesor Blasco 16 Bajo. Valencia, Spain

Corresponding author: A. Kokori

anastasia.kokori.19@ucl.ac.uk

^c A list of associated private observatories that contributed to this work can be found in Appendix A

- ¹⁷*School of Physical Sciences, The Open University, Walton Hall, Milton Keynes MK7 6AA, UK*
- ¹⁸*Département de Physique, Université de Picardie Jules Verne, 33 rue St Leu, 80000 Amiens, France*
- ¹⁹*Observatoire Jean-Marc Salomon - Planète Sciences, 73, rue des Roches 77760 Buthiers*
- ²⁰*Sternberg Astronomical Institute, M.V. Lomonosov Moscow State University, 13, Universitetskij pr., 119234, Moscow, Russia*
- ²¹*Bristol Astronomical Society, Bristol, UK*
- ²²*Department of Electronics, Electrical Engineering and Microelectronics, Silesian University of Technology, Akademicka 16, 44-100 Gliwice, Poland*
- ²³*Dipartimento di Fisica e Astronomia, Università degli Studi di Firenze, Largo E. Fermi 2, 50125 Firenze, Italy*
- ²⁴*Osservatorio Polifunzionale del Chianti, Strada Provinciale Castellina in Chianti, 50021 Barberino Val D'elsa FI, Italy*
- ²⁵*University of Palermo, Piazza Marina, 61, 90133 Palermo PA, Italy*
- ²⁶*Observatori Astronòmic Albanyà, Camí de Bassegoda S/N, Albanyà 17733, Girona, Spain*
- ²⁷*AAVSO, 49 Bay State Road, Cambridge, MA 02138, USA*
- ²⁸*Association AstroQueyras, 05350 Saint-Véran*
- ²⁹*Gruppo Astrofili Frentani, via Aterno 16 66034 Lanciano CH, Italy*
- ³⁰*Associazione Astrofili Alta Valdera, Pisa, Italy*
- ³¹*Associazione Cernuschese Astrofili, Via della Martesana, 75, 20063, Cernusco sul Naviglio MI, Italy*
- ³²*Argerlander-Institut für Astronomie, Auf dem Hügel 71, 53121 Bonn, Germany*
- ³³*Department of Physics, National Tsing Hua University, 101, Section 2, Kuang-Fu Road, Hsinchu 300044, Taiwan*
- ³⁴*Gruppo Astrofili Palidoro, Via Pierleone Ghezzi, 75, 00050 Palidoro RM, Italy*
- ³⁵*Agrupació Astronòmica de Sabadell, Carrer Prat de la Riba, 116, 08206 Sabadell, Barcelona, Spain*
- ³⁶*Groupe Européen d'Observations Stellaires (GEOS), Bailleau l'Evêque, France*
- ³⁷*Leiden Observatory, Leiden University, Postbus 9513, 2300 RA Leiden, The Netherlands*
- ³⁸*European Space Agency (ESA), European Space Research and Technology Centre (ESTEC), Keplerlaan 1, 2201 AZ Noordwijk, The Netherlands*
- ³⁹*Crayford Manor House Astronomical Society Dartford, Parsonage Lane Pavilion, Parsonage Lane, Sutton-at-Hone, Dartford, Kent, DA4 9HD, UK*
- ⁴⁰*Artemis Astronomical Group Of Evrytania, Aioulou 1, Karpenisi, Evrytania, Greece*
- ⁴¹*School of Physics & Astronomy, University of Birmingham, Edgbaston, B15 2TT, Birmingham, UK*
- ⁴²*Tartu Observatory, Observatooriumi 1, Tõravere, 61602 Tartu maakond, Estonia*
- ⁴³*El Sauce Observatory, Coquimbo Province, Chile*
- ⁴⁴*Facultad de Ciencias Astronómicas y Geofísicas - Universidad Nacional de La Plata, Paseo del Bosque s/n, 1900 La Plata, Buenos Aires, Argentina*
- ⁴⁵*Instituto de Astrofísica de La Plata (CCT La Plata - CONICET/UNLP), 1900 La Plata, Argentina*
- ⁴⁶*South Wonston Exoplanet Factory, South Wonston, UK*
- ⁴⁷*Hampshire Astronomical Group, Hinton Manor Ln, Clanfield, Waterlooville PO8 0QR, UK*
- ⁴⁸*Institute of Physics, Faculty of Science, Pavol Jozef Šafárik University, Park Angelinum 9, 040 01 Košice, Slovakia*
- ⁴⁹*Agrupación Astronómica de Madrid, Madrid, Spain*
- ⁵⁰*Club d'Astronomie de Lyon Ampère, Place de la Nation, 69120 Vaulx-en-Velin, France*
- ⁵¹*Pulkovo Observatory, Russia, Pulkovskoye Shosse, 65, St Petersburg, Russia*
- ⁵²*Université Côte d'Azur, Observatoire de la Côte d'Azur, CNRS, Lagrange Laboratory, Nice, France*
- ⁵³*Taurus Hill Observatory, 79480 Varkaus, Finland*
- ⁵⁴*The Royal Astronomical Society, Burlington House, Piccadilly, London, W1J 0DU, UK*
- ⁵⁵*Les Pléiades, Société d'astronomie, CH 2610 St Imier, Switzerland*
- ⁵⁶*Darksky Beskydy, Komenského 654/26, Ostrava-Poruba, Czech Republic*
- ⁵⁷*National Youth Space Center, Goheung, Jeollanam-do, 59567, S. Korea*
- ⁵⁸*Spacebeam Inc., Cheongju-si, Chungcheongbuk-do, 28165, South Korea*
- ⁵⁹*Jyväskylä Sirius ry, Jyväskylä, Finland*
- ⁶⁰*Department of Astronomy and Space Science, Chungbuk National University, Cheongju-City, 28644, S. Korea*
- ⁶¹*Science Centre AHHA, Sadama 1, Tartu, Estonia*
- ⁶²*Student Astronomy Lab, Carl-Fuhlrott-Gymnasium, Wuppertal, Germany*
- ⁶³*Silesian University Opava, Opava, Czech Republic*
- ⁶⁴*Institute of Astronomy, National Tsing Hua University, 101, Section 2, Kuang-Fu Road, Hsinchu 300044, Taiwan*
- ⁶⁵*GAD - Gruppo Astronomia Digitale, Italy*
- ⁶⁶*Sedlčany Observatory, Ke Hvězdárně, 264 01 Sedlčany, Czech Republic*
- ⁶⁷*Leibniz Institute for Astrophysics Potsdam (AIP), An der Sternwarte 16, 14482 Potsdam, Germany*
- ⁶⁸*Associazione Astrofili Fiorentini, Firenze, Italy*
- ⁶⁹*University of Siena - Dept. of Physical Science, Earth and Environment - Astronomical Observatory, Via Roma 56, 53100 Siena, Italy*

- ⁷⁰Groupement d'Astronomie Populaire de la Région d'Antibes, 2, Rue Marcel-Paul 06160 Juan-Les-Pins, France
- ⁷¹Unione Astrofili Napoletani, Salita Moiariello, 16, CAP 80131 Napoli NA, Italy
- ⁷²Gruppo Astrofili Catanesi, Via Milo, 28, 95125 Catania CT, Italy
- ⁷³Laboratoire d'astrophysique de Bordeaux, Univ. Bordeaux, CNRS, B18N, allée Geoffroy Saint-Hilaire 33615 Pessac, France
- ⁷⁴FZU – Institute of Physics of the Czech Academy of Sciences, Na Slovance 1999/2, Prague 182 21, Czech Republic
- ⁷⁵Blois Sologne Astronomie, rue de la Bondonnière 41250 Fontaines-en-Sologne, France
- ⁷⁶Asociación Astronómica Astro Henares, Centro de Recursos Asociativos El Cerro C/ Manuel Azaña, s/n 28823 Coslada, Madrid
- ⁷⁷Observadores de Supernovas, Spain
- ⁷⁸Department of Physics, La Sapienza Università di Roma, Piazzale Aldo Moro 2, 00185 Roma, Italy
- ⁷⁹Société Astronomique de France, 3, rue Beethoven 75016 Paris, France
- ⁸⁰Instituto de Astrofísica e Ciências do Espaço, Departamento de Física, Faculdade de Ciências, Universidade de Lisboa, Campo Grande, PT1749-016 Lisboa, Portugal
- ⁸¹MarSEC (Marana Space Explorer Center), c/a Pasquali, Marana di Crespadoro VI, Italy
- ⁸²Astronomical Society of Edinburgh, Edinburgh, UK
- ⁸³Institute of Plasma Physics AS CR, v. v. i., TOPTEC centre, Sobotekka 1660, 511 01 Turnov, Czech Republic
- ⁸⁴Wheaton College Observatory, Wheaton College, 501 College Avenue Wheaton, IL 60187-5501, USA
- ⁸⁵Bundesdeutsche Arbeitsgemeinschaft für Veränderliche Sterne e.V., Germany
- ⁸⁶Volkssternwarte Kirchheim e.V., Arnstädter Str. 49, 99334 Kirchheim, Germany
- ⁸⁷University of Vienna, Universitätsring 1, 1010 Vienna, Austria
- ⁸⁸TURM Observatory, Department of Physics, Technische Universität Darmstadt, 64289 Darmstadt, Germany
- ⁸⁹AstroCampania, Campania, Italy
- ⁹⁰Gruppo Astrofili Salese, Santa Maria di Sala, Italy
- ⁹¹Department of Physics and Engineering Physics, University of Saskatchewan, Saskatoon, Saskatchewan, Canada
- ⁹²Çağ University, Space Observation and Research Center, Mersin, Turkey
- ⁹³Çukurova University, UZAYMER, Adana, Turkey
- ⁹⁴Observatory Slaný, Nosačická 1713, 274 01 Slaný
- ⁹⁵Hvězdárna Prostějov, Kolářovy sady 3348, 796 01 Prostějov, Czech Republic
- ⁹⁶Société Lorraine d'Astronomie, BP 70239 54506 Vandœuvre Les Nancy, France
- ⁹⁷Basingstoke Astronomical Society, Cliddesden Primary School, Cliddesden, Basingstoke, Hampshire, RG25 2QU, UK
- ⁹⁸Department of Astronomy, California Institute of Technology, Pasadena, CA 91125, USA

ABSTRACT

The ExoClock project has been created with the aim of increasing the efficiency of the Ariel mission. It will achieve this by continuously monitoring and updating the ephemerides of Ariel candidates over an extended period, in order to produce a consistent catalogue of reliable and precise ephemerides. This work presents a homogenous catalogue of updated ephemerides for 450 planets, generated by the integration of ~ 18000 data points from multiple sources. These sources include observations from ground-based telescopes (ExoClock network and ETD), mid-time values from the literature and light-curves from space telescopes (Kepler/K2 and TESS). With all the above, we manage to collect observations for half of the post-discovery years (median), with data that have a median uncertainty less than one minute. In comparison with literature, the ephemerides generated by the project are more precise and less biased. More than 40% of the initial literature ephemerides had to be updated to reach the goals of the project, as they were either of low precision or drifting. Moreover, the integrated approach of the project enables both the monitoring of the majority of the Ariel candidates (95%), and also the identification of missing data. The dedicated ExoClock network effectively supports this task by contributing additional observations when a gap in the data is identified. These results highlight the need for continuous monitoring to increase the observing coverage of the candidate planets. Finally, the extended observing coverage of planets allows us to detect trends (TTVs - Transit Timing Variations) for a sample of 19 planets. All products, data, and codes used in this work are open and accessible to the wider scientific community.

Keywords: Ephemerides — Photometry — Transits — Amateur astronomers

1. INTRODUCTION

The number of exoplanets discovered already exceeds 5000 and it continues to increase daily. The characterisation of exoplanets will be the main goal for future space missions. The Ariel mission aims to observe the atmospheres of 1000 planets in 2029 in order to investigate their nature (Tinetti et al. 2018). Ariel will observe thousands of transits, and to increase the mission efficiency, it is required to have precise ephemerides. Proper planning is important to avoid wasting the precious observing time of Ariel and other future space missions.

For various reasons, accuracy in predicting transit times is impeded. For example, the uncertainties of the initial ephemerides causes degeneracies over time in the precision of the predicted transit time (e.g. Mallonn et al. 2019b). The insufficient number of available data for each planet is another factor that generates biases in calculating the ephemerides (e.g. Benneke et al. 2017; Mallonn et al. 2019b).

To overcome the above problems and create a complete catalogue of precise ephemerides for a large number of planets, it is essential to use all available resources of data. These resources consist of data from the literature, data obtained by telescopes from the ground and finally data from space telescopes. The ExoClock project (Kokori et al. 2021, 2022) is an open, integrated platform, with the aim of continuously monitoring the ephemerides of the Ariel candidate targets (Edwards & Tinetti 2022). The organisation of the project is described thoroughly in Kokori et al. (2021), and the first large-scale catalogue of updated ephemerides for 180 planets was produced in Kokori et al. (2022), by combining observations from ground-based telescopes and literature.

The benefits of using small, ground-based telescopes to observe transiting exoplanets have been underlined previously (e.g. Zellem et al. 2020; Mallonn et al. 2019b; Edwards et al. 2021a; Beck et al. 2019), and their use for large-scale studies has been proved already in Kokori et al. (2022). While small telescopes are efficient, maximum effectiveness is achieved by utilising all available resources including other ground based networks, data from the literature and also data from space resources. Space telescopes are effective for observing challenging transits not easily accessible from ground telescopes.

Moreover, TESS (Ricker et al. 2014) has been scanning the sky since 2019 and will continue to provide light-curves for many known exoplanets, which can be used for ephemerides updates (Ivshina & Winn 2022). Therefore, to produce a complete catalogue of ephemerides for all planets, it is important to use data from both space- and ground-based telescopes.

In this study, we integrated data from the ExoClock network, mid-time points from the literature, data from the Exoplanet Transit Database (Poddany et al. 2010) and data from space telescopes (Kepler (Koch et al. 2010a), K2 (Howell et al. 2014), and TESS (Ricker et al. 2014)). The integration of ~ 18000 mid-time points, in total, allowed the generation of a complete analysis of ephemerides for 450 planets. The benefits of this integrated analysis are several: biases are minimised, better precision is achieved and long-term phenomena can be identified for each planet which may be indicative of trends (e.g. TTVs). The integrated design and approach of the ExoClock project highlights where there are gaps in the available data. The ExoClock network of ground-based telescopes can then be directed flexibly to make observations to address such gaps and extend the coverage.

The ExoClock project operates with an Open Science Framework in all the aspects of the research cycle (EU 2016; Dai et al. 2018). Open Science advances the progress of scientific research by encouraging collaborations and reproducibility. During all stages of the scientific process, the project follows open science practices; data, tools and codes used for the analysis are all open and accessible to everyone. All data used in this study are open and publicly available (e.g. data obtained from the ExoClock network, data from space telescopes). Additionally, open science means co-creation of scientific research through collaborations between various scientific communities and also citizen involvement (EU 2016). In this respect, the project is open to contributions from any interested person or community. The collaborative perspective also helps to ensure the most effective use of resources. Such collaborations are important to avoid overlapping and waste of observing time and to a further extent, they foster innovation in science.

2. DATA

In this study, we integrated light-curves from the ExoClock network, the Exoplanet Transit Database, and the MAST Archive (for the Kepler, K2, and TESS space missions), and mid-transit times from the literature to update the ephemerides of 450 exoplanets. All the light-curves were acquired before the end of 2021 and the

* ESA Research Fellow (2018-2021)

† Deceased 2017, permission obtained from the Observatory Slany management.

Table 1. Summary of the observations used in this work. As coverage we define the percentage of years (since the first observation in the database) for which at least one observation exists.

	ExoClock	ETD	Kepler	K2	TESS	Literature	Total
Data points	2911	184	5763	371	6499	2442	18170
Years	2007-2021	2001-2021	2009-2013	2014-2018	2018-2021	2004-2020	2001-2021
Planets	302	40	21	49	371	340	450
Median $\sigma_{T_{mid}}$	1.3 min	1.7 min	0.5 min	0.6 min	1.1 min	0.6 min	0.8 min
Median coverage	20%	18%	29%	17%	20%	17%	50%

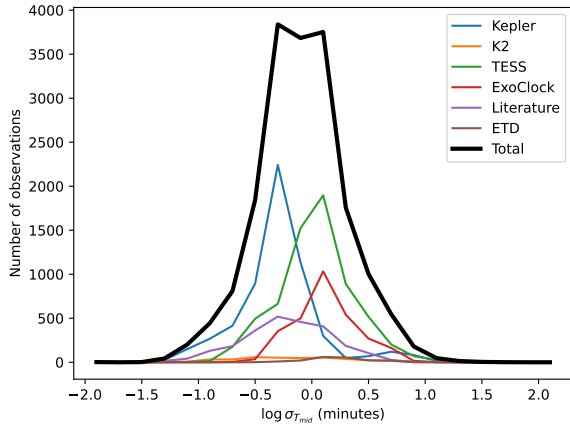


Figure 1. Distribution of transit mid-time uncertainties among the different sources.

literature mid-transit times were published by the end of 2021. We analysed all the light-curves, regardless of their source, using the stellar and planetary parameters included in the Exoplanet Characterisation Catalogue (ECC), a dedicated catalogue prepared and maintained within the ExoClock project (Kokori et al. 2021), and the open-source Python package PyLightcurve (Tsiaras et al. 2016). For every light-curve, PyLightcurve performs the following operations::

1. calculates the limb-darkening coefficients using the ExoTETHyS package (Morello et al. 2020) (depending on the filter used for the observation),
2. converts the time formats to Barycentric Julian Date (BJD_{TDB}),
3. finds the maximum-likelihood model for the data (an exposure-integrated transit model together with a trend model – linear with airmass, linear with time, or quadratic) using the Nelder-Mead minimisation algorithm included in the SciPy package (Virtanen et al. 2020),
4. removes outliers that deviate from the maximum-likelihood model by more than three times the

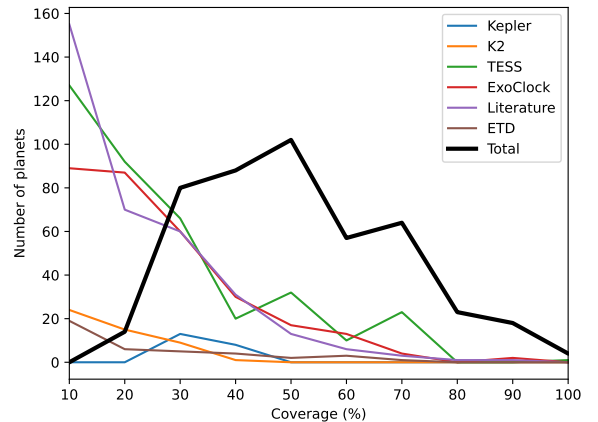


Figure 2. Distribution of coverage among the different sources. As coverage we define the percentage of years (since the first observation in the database) for which at least one observation exists.

standard deviation (STD) of the normalised residuals,

5. scales the uncertainties by the root mean square (RMS) of the normalised residuals, to take into account any extra scatter,
6. and, finally, performs an Markov chain Monte Carlo (MCMC) optimisation process using the emcee package (Foreman-Mackey et al. 2013)

After this analysis, the quality of each light-curve was evaluated individually, and light-curves that fulfilled one or more of the criteria below, were excluded:

1. autocorrelation and shapiro statistic indicate non-gaussian normalised residuals at a 3σ level or more,
2. transit signal-to-noise ratio ($S/N = Depth/\sigma_{Depth}$) is lower than three,
3. R_p/R_s differs by more than 3σ from the literature value (for the ExoClock and ETD observations), or the weighted average of the mission (for the space observations),

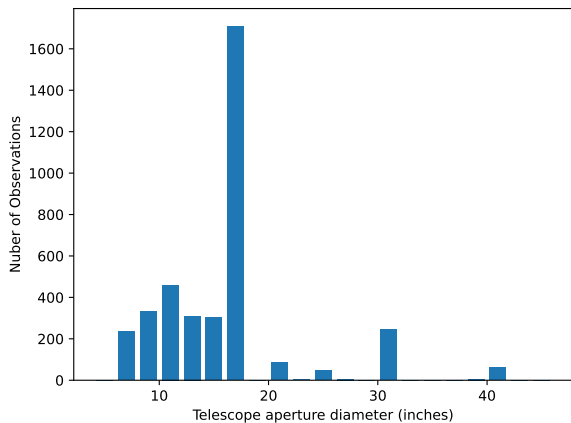


Figure 3. Number of observations received from the ExoClock network, as a function of the telescope size.

- O-C value is not in agreement (3σ) with other observations obtained during the same observing period (\sim a month).

The final list of 450 planets includes those planets for which we collected data-points at three or more different epochs and we could determine an ephemeris of better or equal quality to the initial ephemeris. Table 1 summarises the observations used to produce the ephemerides of 450 planets in this work. In addition, Figures 1 and 2 show the distribution of the precision and the coverage of the transit mid-time points used. As coverage we define the percentage of years (since the first observation in the database) for which at least one observation exists. We need to note here that 99% of the observations used have transit mid-time uncertainties lower than 10 minutes, and that the median coverage of all sources combined together is 50%, while individual sources do not reach more than 29%.

2.1. ExoClock - Summary and quality of data

Currently, the ExoClock network consists of 540 participants – 80% of whom are amateur astronomers – and 450 telescopes with sizes ranging between 6 and 40 inches – of which 80% are smaller than 17 inches. Figure 3 shows the distribution of the observations used in this work among the different telescope sizes. The large majority of the observations comes from small- and medium-scale telescopes and amateur observers (73%), who are the key part of our network. The ExoClock network is organised in a way to maximise the coverage of the planets and to ensure the high quality and homogeneity of the results. To achieve this, we have defined a prioritisation system, we provide a personal scheduler for each telescope, we support the observers with the

data analysis (educational material, a user-friendly software, regular meetings) and, finally, we perform the light curve modelling and evaluation (as described above) on the ExoClock website. For more details on the organisation of the ExoClock project and the ExoClock network, we refer the interested reader to Kokori et al. (2021).

2.2. Data from space telescopes

For the first time in the ExoClock project, we integrated light-curves from space telescope observations. More specifically we included light-curves from Kepler, K2 and TESS (before the end of 2021). First, we downloaded the long-cadence light-curves for the targets in the ExoClock target list. Then we identified the transits inside those light-curves and isolated them, including a base-line of one transit duration before and one after the event. Finally, the analysis and evaluation of each light-curve was conducted as described above, using a quadratic de-trending function. As some of the space-based light-curves contained gaps, we only considered those light-curves that were at least 80% complete, both in-transit and out-of-transit – i.e total exposure time more than 0.8 times the transit duration before, during and after the transit.

From the analysis of the space-based light-curves, and especially from the TESS light-curves, it became clear that for a, non-negligible, number of planets, the parameters in the ECC (as derived from the literature) were producing transits of shorter or longer duration than the actual observations. For these planets we let the reduced semi-major axis (a/R_s) vary in order to account for the differences in the duration. The ECC has been updated accordingly and the planets for which the a/R_s was adjusted have been marked. Table 6 includes the adjusted a/R_s values, which are marked with an asterisk. With the exception of Kepler-396c, Kepler-854b, and TOI-201b, which had not value for their inclinations (i) in the discovery papers, we decided to fix i to the literature value, as a/R_s and i are strongly correlated when they are both free parameters. In a future work we plan to provide analysis for both parameters but the scope of this work is to provide a set of parameters that will produce a reliable duration. Between a/R_s and i we decided to let a/R_s free as it is a more flexible for the determination of the duration (only small changes are required, and there is no upper limit like i).

Finally, we need to note here that the modelling of the Kepler light-curves did not produce gaussian residuals. This is most probably due to the fixed limb-darkening coefficients (LDCs) used. However, we decided to not allow the LDCs to vary, in order to keep a homogeneous analysis pattern for all observations.

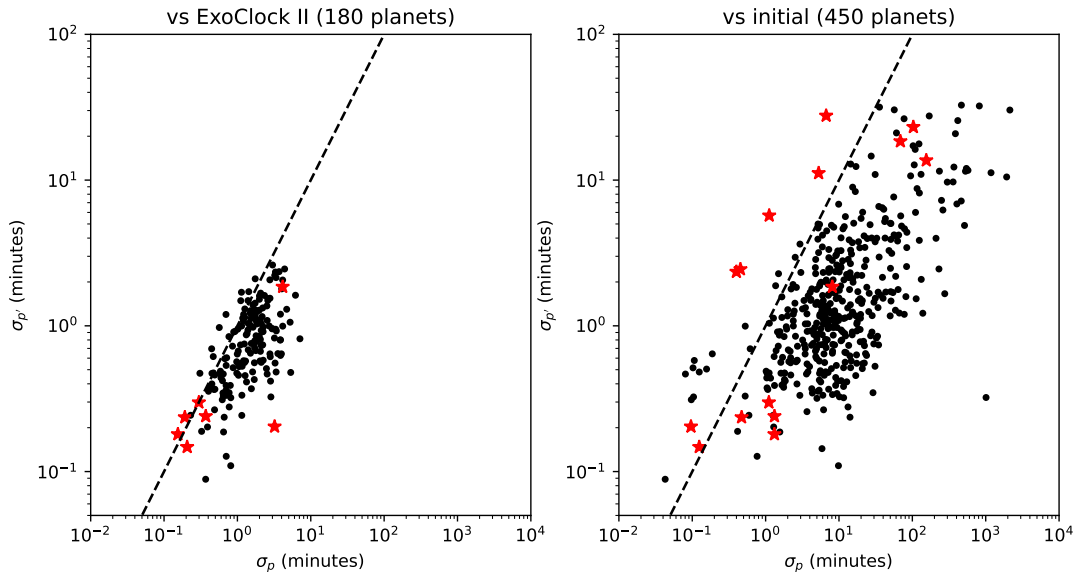


Figure 4. Comparison of the 2029-prediction uncertainties between this work and ExoClock II (left) and the ephemerides used at the beginning of the project (right). With the red star we indicate the planets for which TTV signals have been found. In both panels, the dashed lines are the $\sigma_{p'} = \sigma_p$ lines.

2.3. Exoplanet Transit Database (ETD)

The Exoplanet Transit Database (ETD, [Poddaný et al. 2010](#)) run by the Czech Astronomical Society since 2009, is currently the largest database of transit follow-up observations with more than 10,000 transit light-curves for more than 350 exoplanetary systems. The collaboration between ExoClock and ETD started in 2020 and is described in [Kokori et al. \(2022\)](#). In this study, we included 184 observations for 40 planets provided by the ETD network. In order to maintain homogeneity and reliability in our analysis, the ETD observations were analysed and evaluated through the ExoClock website using the same methodology and validation criteria as for the ExoClock network data. The collaboration with ETD is critical to avoid duplications and waste of resources. We aim to continue our collaboration and gradually integrate more data from ETD in future publications. Such data can increase the coverage of certain planets during the period before ExoClock observations.

2.4. Mid-time points from the literature

As we did not reanalyse the original light-curves we could not apply the same criteria as for the ExoClock, ETD and space light-curves. From the available data we excluded mid-transit time values that referred only to ephemerides, rather than to individual transits (with the exception of the discovery papers). We also excluded mid-transit time values with uncertainties greater than five minutes, and mid-transit time values that originated from Kepler, K2, TESS or ETD, to avoid duplications.

Table 2. Categories of ephemerides in comparison with the previous ExoClock publication and the values at the beginning of the project.

	vs ExoClock II (180 planets)	vs initial (450 planets)
Significantly improved	0.0%	31.8%
Drifting	1.1%	12.9%
Improved	31.7%	41.1%
No change	63.3%	10.0%
TTVs	3.9%	4.2%

3. RESULTS

3.1. Ephemerides

Here we present updated ephemerides for 450 out of 570 planets that are currently in the ExoClock target list. To calculate the new ephemerides, we used all the available data from all the sources described in the previous section. First, we calculated an updated zero-epoch point as the weighted average of the available epochs. Then we fitted a line on the epoch vs mid-transit times data using the *emcee* package ([Foreman-Mackey et al. 2013](#)). After a first fit, we scaled-up the uncertainties by the RMS of the normalised residuals to account for excess noise, and performed the fit again. Table 7 provides all the new ephemerides and references to the literature values used.

Figure 4 shows the uncertainties in the 2029-predictions before and after the updates presented in this work (σ_p and $\sigma_{p'}$, respectively), while Table 2 lists

five categories of the ephemerides status. “Significantly improved” refers to those ephemerides that were giving 2029-predictions with uncertainties greater than the target uncertainty of $1/12^{\text{th}}$ of the transit duration, D , ($\sigma_p > D/12$) as described in Kokori et al. (2021). The term “drifting” refers to the ephemerides that were giving 2029-predictions that were drifting more than the target uncertainty ($|p - p'| > D/12$). From the remaining ephemerides, the term “Improved” refers to those ephemerides for which the 2029-prediction uncertainties have been improved by more than one minute ($\sigma_{p'} < \sigma_p - 1$), while “No change” refers to those ephemerides for which the 2029-prediction uncertainties have not changed by more than one minute ($|\sigma_{p'} - \sigma_p| < 1$). Finally, in this work we introduce the “TTVs” flag, which refers to ephemerides that deviate from a linear behaviour.

3.2. Deviations from linear ephemerides

For all the planets we calculated the Generalised Lomb-Scargle (GLS) periodogram on the linear ephemeris residuals to identify deviations from the linear ephemeris. We concluded that periodograms are more reliable in detecting such deviations, since other diagnostics such as the reduced chi square, the autocorrelation, or gaussianity tests on the residuals, are strongly affected by red noise, discontinuity and low number of data, respectively. This was due to the sparsity of the data and due to red noise in the timing measurements. The TTVs flag was given to those planets with periodograms that had peaks with a False Alarm Probability (FAP) lower than 0.13%. We estimated the FAP for each planet as follows: first, we produced periodograms (Pa) for 100,000 series of white noise with the same sampling, then we produced periodograms (Pb) for 100,000 series where we varied the mid-time data within their uncertainties. Finally, the FAP for each period was defined as the percentage of Pb that had greater power than the 99.87% (3σ) upper limit of the Pa periodograms. Detected periodicities were categorised as short-term or long-term, based on the time span of all available data. Long-term are these periodicities that are close to or longer than the total time span of the data used.

4. DATA RELEASE C

The third data release of the ExoClock project includes two data products: the Catalogue of Observations (ExoClock, ETD, space observations), and the catalogue of ExoClock ephemerides. All data products and their descriptions can be found through the OSF repository with DOI: [10.17605/OSF.IO/P298N](https://doi.org/10.17605/OSF.IO/P298N).

4.1. Catalogue of Observations

Table 3. Distribution characteristics for the ephemerides drifts S/N between this work and the previous ExoClock publication (first column) and between this work and the ephemerides at the beginning of the project (second column). Planets with TTVs have been excluded. In the ideal case of a normal distribution these parameters should be close to the values in the third column.

	vs ExoClock II (180 planets)	vs initial (450 planets)	Normal Distribution
STD	1.50	37.00	1.00
Kurtosis	1.75	262.02	0.00
68 percentile	1.28	1.79	0.995
95 percentile	3.42	5.23	1.959
99 percentile	5.13	25.96	2.576

The Catalogue of Observations contains all the light-curves and literature mid-time points summarised in Table 1. In the online repository, each light-curve is accompanied by:

1. metadata regarding the planet, the source, the observation, the instrument, and the data format;
2. the pre-detrended light curve, filtered for outliers, converted to BJD_{TDB} and flux formats, with scaled uncertainties;
3. the fitting results, including the de-trending method used and its parameters;
4. the de-trended light curve, enhanced with the de-trending model, the transit model and the residuals;
5. fitting diagnostics on the residuals.

4.2. Catalogue of ExoClock Ephemerides

The new catalogue of ExoClock ephemerides contains the updated ephemerides for the 450 planets studied in this work (see also Table 7), accompanied by metadata regarding the planet, and flags concerning the detection of TTVs.

5. DISCUSSION

5.1. Follow-up efficiency

From the comparison between the ephemerides in ExoClock II and this work, we conclude that biases in the ephemerides produced by ExoClock are decreasing. This is based on the fact that the number of significantly improved or drifting ephemerides is very small (Table 2, left column). Moreover, the drifts found between ExoClock II and this study are closer to a normal

distribution as seen in Table 3, first column. These values highlight the reliability of the produced ephemerides and support the view that the ExoClock project is working effectively towards achieving its goal.

5.2. Need for continuous monitoring

As indicated in Table 2 (second column), approximately 45% of the initial ephemerides have large uncertainties or drifts (categories "significantly improved" and "drifting"). This is similar to the percentage reported in ExoClock II, indicating that a significant number of ephemerides derived in discovery papers (including TESS discoveries) needs to be corrected to be appropriate for the efficient planning of Ariel. Moreover, as shown in Tables 2 and 3 (first columns), while ExoClock ephemerides have reduced biases, they are not completely bias-free. Our sample of 180 planets in ExoClock II is not large enough to determine the coverage needed to produce completely bias-free ephemerides, but we can see that coverages of 60% or more are necessary to avoid unexpected drifts larger than five minutes in our 2029-predictions. Finally, as discussed in the previous section, some planets show long-term trends. Such trends can only be identified when coverage is close to 100%. For all these reasons, the effort of follow-up observations is important and continuous monitoring is essential.

The most important factor to increase coverage is to continue integrating all available resources and prioritise accordingly the follow-up observations.

5.3. Follow-up capabilities

From the large number of observations obtained so far by the ExoClock network and with the TESS light-curves analysed in this study, we can estimate more precisely the capabilities of these resources and plan efficiently for the future. In appendices C and D we provide detailed calculation of the signal-to-noise calibration that we performed on both ExoClock and TESS data to produce the equations below.

The minimum telescope aperture diameter (in inches) necessary to observe a planet with the ExoClock network (D_{min}) is given by:

$$D_{min} = \frac{0.135 + 10^{-2.99+0.2R}}{5.1d} \sqrt{\frac{7200 + t_{14}}{900\pi t_{14}}} \quad (1)$$

where R is the magnitude of the host star in the R Cousins filter, d is the relative transit depth, and t_{14} is the total duration of the transit in seconds.

By placing an upper limit of 40 inches aperture on the ExoClock network, we estimate that we can follow-up 88% of the currently known Ariel candidates. Figure 5 shows the distribution of available planets per magnitude and telescope size, where we can see that even

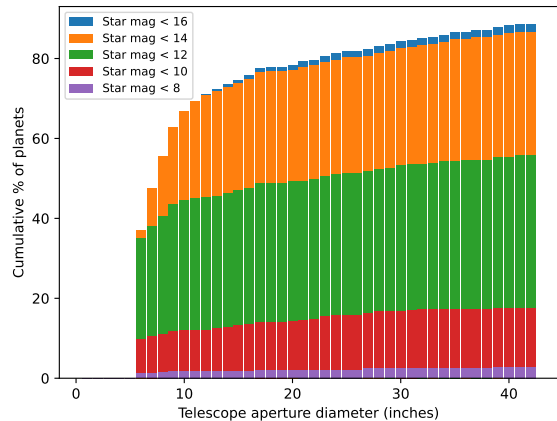


Figure 5. Distribution of available planets per magnitude and telescope aperture diameter.

with telescopes up to 16 inches, 75% of the targets can be observed.

For TESS observations, the transit S/N that can be achieved is given :

$$S/N_{transit}^{TESS} = \frac{0.65d\sqrt{t_{14}/90} \times 10^3}{0.135 + 10^{-2.43+0.2G_{RP}+0.0039G_{RP}^2}} \quad (2)$$

where G_{RP} is the magnitude of the host star in the GAIA Rp filter, d is the relative transit depth, and t_{14} is the total duration of the transit in seconds.

By placing a lower limit of S/N = 3 on the TESS observations, we estimate that we can follow-up 90% of the currently known Ariel candidates. By combining the two resources we can reach up to 95% of the candidates. For the remaining targets we plan to use other facilities such as CHEOPS (Benz et al. 2021) and Twinkle (Edwards et al. 2019), or combined multiple ground-based observations.

With this calibration of our ground-based network and TESS, we are in a good position to achieve the most productive use of both resources. We can avoid wasting valuable space telescope time – from facilities like CHEOPS or Twinkle – on following-up targets that can be monitored efficiently from the ground, whilst at the same time we can readily identify the most difficult targets that will definitely require observations from space.

5.4. TTVs signals

Our analysis revealed 19 planets with statistically significant signals in the residuals of their linear ephemeris fit (Table 4). Eleven of these planets – namely HD106315c, HD108236b, K2-19b, KOI-94c, KOI-94d, KOI-94e, Kepler-18d, Kepler-396c, TOI-216.01, TOI-

Table 4. Planets identified with deviations from a linear ephemeris. Long-term refers to variations with periodicities that are close to or longer than the total time span of the data used. In brackets we indicate the peak periodicity in epochs (E), while the “multiple” label refers to cases where more than one periodicities are significant.

Planet	Short-term	Long-term	Datapoints
HAT-P-7b	No	Yes (2243.1 E)	652
HD106315c	Yes (multiple)	Yes (multiple)	8
HD108236b	Yes (multiple)	Yes (multiple)	9
K2-19b	Yes (multiple)	Yes (multiple)	16
KOI-12b	Yes (71.3 E)	No	73
KOI-94c	Yes (15.0 E)	No	54
KOI-94d	Yes (13.0 E)	No	25
KOI-94e	Yes (7.4 E)	Yes (38.0 E)	8
Kepler-18d	Yes (17.6 E)	No	82
Kepler-396c	Yes (multiple)	Yes (44.8 E)	14
Qatar-1b	Yes (327.0 E)	No	265
TOI-216.01	Yes (14.4 E)	Yes (50.2 E)	15
TOI-216.02	Yes (35.1 E)	Yes (111.0 E)	26
TOI-431b	Yes (multiple)	No	21
TrES-3b	Yes (multiple)	Yes (4138.1 E)	231
WASP-4b	Yes (multiple)	No	111
WASP-12b	Yes (multiple)	Yes (5173.5 E)	308
WASP-19b	Yes (multiple)	Yes (4465.2 E)	119
WASP-56b	Yes (multiple)	No	25

216.02, TOI-431b – have one or more additional transiting planets in their planetary systems. Hence, it is no surprise that they show TTVs, due to interaction with other planets in the systems. It is beyond the scope of this work to study the dynamics of these systems, but we are flagging them in the ExoClock project, so that observers will continue monitoring them and help with future dynamic analysis. For the remaining eight planets we investigated the different scenarios below. In addition to the periodograms for the residuals of the linear ephemeris fit, we also applied a quadratic ephemeris fit and studied the periodograms of these residuals, too (Figure 6).

HAT-P-7b—An attempt to detect a third body in the system, either an additional planet or companion star, has been made using radial velocity data over a two-year span of observations. Analysis from radial velocity data suggest the presence of a companion star but the results were controversial (Winn et al. 2009a). A possible detection of another Saturn-sized planet in the system was also suggested by Ballard et al. (2011), however, the significance for the detection was low.

Our results show a significant signal for a long-term periodicity of approximately 2243 epochs, or 4950 days, which is close to, but still lower than, the total time span of the data used. Moreover, we found a significant quadratic term of $6.95 \pm 0.52 \times 10^{-10}$, and after removing it, the long-term periodicity disappeared. The above results suggest that the signal is not periodic yet, but it has a positive curvature at the moment. This means that the planet is not decaying, leaving the possibilities of a third-body or orbital precession still open.

KOI-12b—Masuda (2017) suggested the presence of a second planet based on the same data (Kepler).

Our results indicate a few significant short-term periodicities between approximately 20 and 200 epochs. Moreover, we found a non-significant quadratic term of $-2.49 \pm 0.97 \times 10^{-7}$, and after removing it, the signals from the short-term periodicities remain strong. From the above we cannot reach a clear conclusion because the multiple short-term periodicities could be caused by stellar activity. More data are required to narrow down the possible scenarios.

Qatar-1b—The first TTVs analysis for the Qatar-1 system was carried out by von Essen et al. (2013). The authors claimed that there are possible TTVs on Qatar-1b either due to a weak perturber in resonance with Qatar-1b or due to a massive body similar to a brown dwarf. The follow-up TTVs studies by Maciejewski et al. (2015) and Collins et al. (2017) did not detect any signal of an additional planet in the system, while Püsküllü et al. (2017) found weak evidence of TTVs. It was also reported by Covino et al. (2013) that the orbital period of the planet in the Qatar-1 system is much shorter than the rotation period of the star, so tides produce a decay of the orbit. The most recent analysis, by Su et al. (2021) concluded that no TTV frequencies are identified.

Our data cover a time span that is double compared to previous studies and our results indicate a statistically significant short-term periodicity at approximately 327 epochs or 465 days. Moreover, we found a non-significant quadratic term of $1.13 \pm 0.72 \times 10^{-10}$, and after removing it, the short-term periodicity was not affected. The above suggest that the signal is periodic, and in combination with the low eccentricity of the planet, this means that a perturber scenario is favoured.

TrES-3b—So far, studies have concluded that there is no evidence for TTVs for Tres-3b (Kundurthy et al. 2013; Püsküllü et al. 2017). Christiansen et al. (2011) mentioned that a long term variability in the light curve of Tres-3b may be due to star spots. Additionally, the lack of periodic TTVs implies that another planetary body

is absent, according to the study by [Mannaday et al. \(2020\)](#). Finally, precession can be ruled out due to the very low value of eccentricity, whereas the possibility of slow orbital decay cannot ([Mannaday et al. 2020](#)).

Our results show multiple significant short-term periodicities, as well as one prominent long-term periodicity at approximately 4138 epochs or 5400 days. The long-term signal is longer than the total time span of the data. Moreover, we found a significant quadratic term of $-1.68 \pm 0.34 \times 10^{-10}$, and after removing it, both the short-term and the long-term periodicities disappeared. The above suggest that the signal is not periodic yet, with a negative curvature at the moment. In combination with the low eccentricity of the planet this means that orbital decay scenario is favoured.

WASP-4b—From the initial observations of WASP-4b it was assumed that TTVs might be present ([Wilson et al. 2008](#)). However, a follow-up study by [Petrucci et al. \(2013\)](#) concluded that the system does not show significant TTV trends. [Baluev et al. \(2015\)](#) proposed that TTVs probably exist in the WASP-4 system with a magnitude of 10-20 seconds and an unknown nature. Additionally, a significant quadratic term in the O-C diagram was reported in the study by [Bouma et al. \(2019\)](#) with the most probable explanation being the planets’ orbital decay. [Southworth et al. \(2019\)](#) stated that TTV variations have a smaller magnitude than previously detected, and orbital decay or a third body in the system are both problematic hypotheses. More recently, it was suggested that the line of sight acceleration is the most probable reason for the TTVs ([Bouma et al. 2020a](#)). Finally, [Baluev et al. \(2020\)](#) confirmed the existence of quadratic TTVs in the system but without making a new proposal for the origins.

We found a significant quadratic term of $-1.29 \pm 0.22 \times 10^{-10}$ although a long-term periodicity is not shown. In addition, the short-term periodicities disappeared after removing the quadratic term. The above suggest that timing data alone do not provide any indication towards an interpretation. To further investigate this behaviour, other type of data or a longer time span are required.

WASP-12b—WASP-12b is one of the very first exoplanets with a verified non-linear ephemeris due to orbital decay ([Maciejewski et al. 2016a](#)). It is also possible that the planet undergoes apsidal precession as the data indicate that the orbit might be slightly eccentric ([Yee et al. 2020](#)). According to ([Weinberg et al. 2017](#)) the measured rate of the orbital decay would be reasonable only if WASP-12b was a subgiant that experiences evolutionary changes that cause a rapid orbital decay to the planet. TTVs that were reported later support this

idea but additional data are needed to confirm this ([Maciejewski et al. 2018](#)). More recent data concluded that the orbit is decaying with occultation times occurring about four minutes earlier after 10 years ([Yee et al. 2020](#)). WASP-12b is likely to be engulfed by its host star several million years from now ([Yee et al. 2020](#)).

Our results show multiple significant short-term periodicities, as well as one prominent long-term periodicity at approximately 5173 epochs or 5650 days. The long-term signal is longer than the total time span of the data. Moreover, we found a significant quadratic term of $-5.24 \pm 0.17 \times 10^{-10}$, and after removing it, both the short-term and the long-term periodicities disappeared. The above suggest that the signal is not periodic yet, with a negative curvature at the moment. In combination with the low eccentricity of the planet this means that orbital decay scenario is favoured.

WASP-19b—A non-linear ephemeris was reported previously ([Mancini et al. 2013a](#); [Espinoza et al. 2019a](#)). [Petrucci et al. \(2020\)](#) conducted the first empirical study of orbital decay by using 74 complete transit light curves covering a 10 yr period. Their results did not show any sign of orbital decay or periodic variations that could indicate the existence of additional bodies.

Our results show multiple significant short-term periodicities, as well as one prominent long-term periodicity at approximately 4465 epochs or 3520 days. The long-term signal is longer than the total time span of the data. Moreover, we found a significant quadratic term of $-0.87 \pm 0.13 \times 10^{-10}$, and after removing it, the majority of the short-term periodicities and the long-term periodicity disappeared. The above suggest that the signal is not periodic yet, with a negative curvature at the moment. In combination with the low eccentricity of the planet this means that orbital decay scenario is favoured.

WASP-56b—A search for TTVs in the WASP-56 system was carried out recently in a study by ([Wang et al. 2021](#)), but statistically significant trends (at levels of 3σ) were not found.

Our results indicate a few significant short-term periodicities between approximately 10 and 100 epochs. Moreover, we found a non-significant quadratic term of $-2.09 \pm 0.82 \times 10^{-8}$, and after removing it, the signals from short-term periodicities above 50 epochs became stronger. From the above we cannot reach a clear conclusion as the multiple short-term periodicities could be caused by stellar activity. With more data in the future we will be able to narrow down the possible scenarios.

6. CONCLUSION

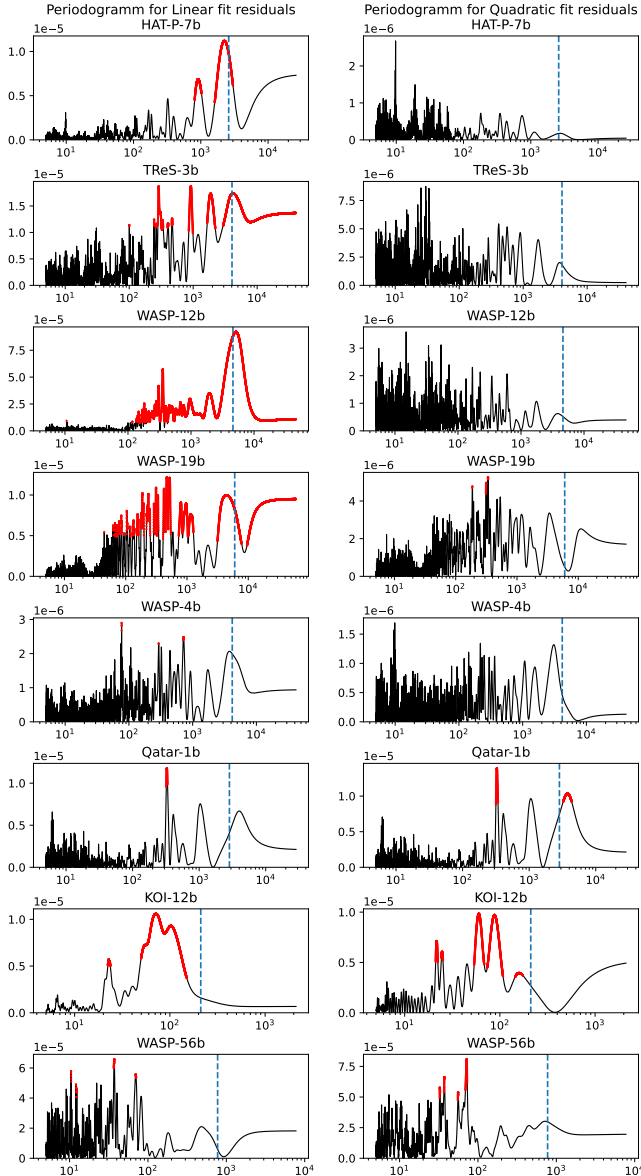


Figure 6. Periodograms for the fitting residuals (linear and quadratic) for the eight planets with TTVs but without transiting companions. The red parts indicate periods with FAP lower than 0.13% and the vertical line indicates the total time span of the data used.

In this study, we present a homogeneous analysis for the ephemerides of 450 planets which are currently known candidates for the Ariel mission. The ephemerides resulted from the integration of data from the ExoClock network, mid-time points from the literature, data from the ETD and data from space telescopes (Kepler, K2, and TESS missions).

The results showed that the ephemerides produced by the ExoClock project are less biased and hence more reliable for future predictions compared to the ini-

tial ephemerides reported in the literature, while continuous monitoring is necessary, as 40% of the initial ephemerides for new planets need refinement to achieve the goals of the project. The integrated approach of the project allows us to monitor up to 95% of the Ariel candidates, while identifying missing data and prioritising observations for specific targets. The ExoClock network facilitates effectively the effort of obtaining such high-priority observations, while more difficult targets can be requested to be observed by other space telescopes like CHEOPS and Twinkle.

The ExoClock project, after three years of continuous operation, development, and interaction between several communities of academics and non-academics, has become a sustainable platform for providing reliable ephemerides for the Ariel candidate planets. A dynamic evolution of the project is being achieved; new ideas can be implemented with the focus on more specific targets that show special interest (as the ones flagged for TTVs). We plan to continue operating ExoClock within the framework of Open Science with the twofold objective of monitoring the ephemerides and fostering the democratisation of science.

SOFTWARE AND DATA

Software used: Django, PyLightcurve (Tsiaras et al. 2016), ExoTETHyS (Morello et al. 2020), Astropy (Astropy Collaboration et al. 2013), emcee (Foreman-Mackey et al. 2013), Matplotlib (Hunter 2007), Numpy (Harris et al. 2020), SciPy (Virtanen et al. 2020).

All the data products and their descriptions can be found through the OSF repository with DOI: [110.17605/OSF.IO/P298N](https://doi.org/10.17605/OSF.IO/P298N).

ACKNOWLEDGEMENTS

The ExoClock project has received funding from the UKSA/STFC grants ST/W00254X/1 and ST/W006960/1.

This work has made use of data collected with the TESS mission, obtained from the MAST data archive at the Space Telescope Science Institute (STScI). Funding for the TESS mission is provided by the NASA Explorer Program. STScI is operated by the Association of Universities for Research in Astronomy, Inc., under NASA contract NAS 5-26555.

We would like to acknowledge the support provided by the administrators, designers, and developers of the ETD project and of the Czech Astronomical Society both to the ExoClock project but also to the efforts of the whole amateur community through its 10+ years of operation.

This work has made use of observations made by the MicroObservatory which is maintained and oper-

ated as an educational service by the Center for Astrophysics, Harvard & Smithsonian as a project of NASA’s Universe of Learning, supported by NASA Award # NNX16AC65A.

This work has made use of observations made by the LCOGT network, as part of the LCOGT Global Sky Partners project ”ORBYTS: Refining Exoplanet Ephemerides” (PI B. Edwards).

ASTEP has benefited from the support of the French and Italian polar agencies IPEV and PNRA, and from INSU, the European Space Agency (ESA) through the Science Faculty of the European Space Research and Technology Centre (ESTEC), the University of Birmingham, the European Union’s Horizon 2020 research and innovation programme (grants agreements n° 803193/BEBOP), the Science and Technology Facilities Council (STFC; grant n° ST/S00193X/1), the laboratoire Lagrange (CNRS UMR 7293) and the Université Côte d’Azur through Idex UCAJEDI (ANR-15-IDEX-01).

Members from Silesian University of Technology were responsible for (1) observations planning, (2) automation of observatories work, and (3) processing of data from SUTO network.

A.A. Belinski is supported by the Ministry of Science and Higher Education of the Russian Federation under the grant 075-15-2020-780 (N13.1902.21.0039).

M. Cataneo, E. Russo and M. Cilluffo thank the City Council and Management of Cernusco sul Naviglio for supporting the activity of the Associazione Cernuschese Astrofili and for the construction of the public observatory ”G. Barletta”.

B. Edwards is a Laureate of the Paris Region fellowship program supported by the Ile-de-France Region. This project has received funding under the framework program for research and Horizon 2020 innovation under the Marie Skłodowska-Curie grant agreement no. 607 945298.

P. Gajdoš is supported by the Slovak Research and Development Agency under contract No. APVV-20-0148 and internal grant VVGS-PF-2021-2087 of the Faculty of Science, P. J. Šafárik University in Košice.

C. Haswell and U. Kolb are supported by STFC under grant ST/T000295/1.

M. Mašek is supported by MEYS (Czech Republic) under the project MEYS LTT17006.

L. Mugnai is funded by ASI grant n. 2021-5-HH.0.

REFERENCES

- Addison, B., Wright, D. J., Wittenmyer, R. A., et al. 2019, *PASP*, 131, 115003, doi: [10.1088/1538-3873/ab03aa](https://doi.org/10.1088/1538-3873/ab03aa)
- Addison, B. C., Tinney, C. G., Wright, D. J., & Bayliss, D. 2014, *ApJ*, 792, 112, doi: [10.1088/0004-637X/792/2/112](https://doi.org/10.1088/0004-637X/792/2/112)
- . 2016, *ApJ*, 823, 29, doi: [10.3847/0004-637X/823/1/29](https://doi.org/10.3847/0004-637X/823/1/29)
- Addison, B. C., Wright, D. J., Nicholson, B. A., et al. 2021, *MNRAS*, 502, 3704, doi: [10.1093/mnras/staa3960](https://doi.org/10.1093/mnras/staa3960)
- Agol, E., Cowan, N. B., Knutson, H. A., et al. 2010, *ApJ*, 721, 1861, doi: [10.1088/0004-637X/721/2/1861](https://doi.org/10.1088/0004-637X/721/2/1861)
- Alderson, L., Kirk, J., López-Morales, M., et al. 2020, *MNRAS*, 497, 5182, doi: [10.1093/mnras/staa2315](https://doi.org/10.1093/mnras/staa2315)
- Alexoudi, X., Mallonn, M., von Essen, C., et al. 2018, *A&A*, 620, A142, doi: [10.1051/0004-6361/201833691](https://doi.org/10.1051/0004-6361/201833691)
- Almenara, J. M., Damiani, C., Bouchy, F., et al. 2015, *A&A*, 575, A71, doi: [10.1051/0004-6361/201424291](https://doi.org/10.1051/0004-6361/201424291)
- Alonso, R., Barbieri, M., Rabus, M., et al. 2008a, *A&A*, 487, L5, doi: [10.1051/0004-6361:200810007](https://doi.org/10.1051/0004-6361:200810007)
- Alonso, R., Brown, T. M., Torres, G., et al. 2004, *ApJL*, 613, L153, doi: [10.1086/425256](https://doi.org/10.1086/425256)
- Alonso, R., Auvergne, M., Baglin, A., et al. 2008b, *A&A*, 482, L21, doi: [10.1051/0004-6361:200809431](https://doi.org/10.1051/0004-6361:200809431)
- Alsubai, K., Mislis, D., Tsvetanov, Z. I., et al. 2017, *AJ*, 153, 200, doi: [10.3847/1538-3881/aa6340](https://doi.org/10.3847/1538-3881/aa6340)
- Alsubai, K., Tsvetanov, Z. I., Pyrzas, S., et al. 2019a, *AJ*, 157, 224, doi: [10.3847/1538-3881/ab19bc](https://doi.org/10.3847/1538-3881/ab19bc)
- Alsubai, K., Tsvetanov, Z. I., Latham, D. W., et al. 2019b, *AJ*, 157, 74, doi: [10.3847/1538-3881/aaf80a](https://doi.org/10.3847/1538-3881/aaf80a)
- Alsubai, K. A., Parley, N. R., Bramich, D. M., et al. 2011, *MNRAS*, 417, 709, doi: [10.1111/j.1365-2966.2011.19316.x](https://doi.org/10.1111/j.1365-2966.2011.19316.x)
- Anderson, D. R., Gillon, M., Hellier, C., et al. 2008, *MNRAS*, 387, L4, doi: [10.1111/j.1745-3933.2008.00465.x](https://doi.org/10.1111/j.1745-3933.2008.00465.x)
- Anderson, D. R., Hellier, C., Gillon, M., et al. 2010, *ApJ*, 709, 159, doi: [10.1088/0004-637X/709/1/159](https://doi.org/10.1088/0004-637X/709/1/159)
- Anderson, D. R., Collier Cameron, A., Hellier, C., et al. 2011a, *A&A*, 531, A60, doi: [10.1051/0004-6361/201016208](https://doi.org/10.1051/0004-6361/201016208)
- Anderson, D. R., Barros, S. C. C., Boisse, I., et al. 2011b, *PASP*, 123, 555, doi: [10.1086/660135](https://doi.org/10.1086/660135)
- Anderson, D. R., Collier Cameron, A., Gillon, M., et al. 2012, *MNRAS*, 422, 1988, doi: [10.1111/j.1365-2966.2012.20635.x](https://doi.org/10.1111/j.1365-2966.2012.20635.x)
- Anderson, D. R., Collier Cameron, A., Delrez, L., et al. 2014a, *MNRAS*, 445, 1114, doi: [10.1093/mnras/stu1737](https://doi.org/10.1093/mnras/stu1737)
- Anderson, D. R., Brown, D. J. A., Collier Cameron, A., et al. 2014b, arXiv e-prints, arXiv:1410.3449. <https://arxiv.org/abs/1410.3449>

- Anderson, D. R., Collier Cameron, A., Hellier, C., et al. 2015a, *A&A*, 575, A61, doi: [10.1051/0004-6361/201423591](https://doi.org/10.1051/0004-6361/201423591)
- Anderson, D. R., Triaud, A. H. M. J., Turner, O. D., et al. 2015b, *ApJL*, 800, L9, doi: [10.1088/2041-8205/800/1/L9](https://doi.org/10.1088/2041-8205/800/1/L9)
- Anderson, D. R., Collier Cameron, A., Delrez, L., et al. 2017, *A&A*, 604, A110, doi: [10.1051/0004-6361/201730439](https://doi.org/10.1051/0004-6361/201730439)
- Anisman, L. O., Edwards, B., Changeat, Q., et al. 2020, *AJ*, 160, 233, doi: [10.3847/1538-3881/abb9b0](https://doi.org/10.3847/1538-3881/abb9b0)
- Astropy Collaboration, Robitaille, T. P., Tollerud, E. J., et al. 2013, *A&A*, 558, A33, doi: [10.1051/0004-6361/201322068](https://doi.org/10.1051/0004-6361/201322068)
- Baştürk, Ö., Yalçınkaya, S., Esmer, E. M., et al. 2020, *MNRAS*, 496, 4174, doi: [10.1093/mnras/staa1758](https://doi.org/10.1093/mnras/staa1758)
- Badenas-Agusti, M., Günther, M. N., Daylan, T., et al. 2020, *AJ*, 160, 113, doi: [10.3847/1538-3881/aba0b5](https://doi.org/10.3847/1538-3881/aba0b5)
- Bakos, G. Á., Kovács, G., Torres, G., et al. 2007a, *ApJ*, 670, 826, doi: [10.1086/521866](https://doi.org/10.1086/521866)
- Bakos, G. Á., Shporer, A., Pál, A., et al. 2007b, *ApJL*, 671, L173, doi: [10.1086/525022](https://doi.org/10.1086/525022)
- Bakos, G. Á., Howard, A. W., Noyes, R. W., et al. 2009, *ApJ*, 707, 446, doi: [10.1088/0004-637X/707/1/446](https://doi.org/10.1088/0004-637X/707/1/446)
- Bakos, G. Á., Torres, G., Pál, A., et al. 2010, *ApJ*, 710, 1724, doi: [10.1088/0004-637X/710/2/1724](https://doi.org/10.1088/0004-637X/710/2/1724)
- Bakos, G. Á., Hartman, J., Torres, G., et al. 2011, *ApJ*, 742, 116, doi: [10.1088/0004-637X/742/2/116](https://doi.org/10.1088/0004-637X/742/2/116)
- Bakos, G. Á., Hartman, J. D., Torres, G., et al. 2012, *AJ*, 144, 19, doi: [10.1088/0004-6256/144/1/19](https://doi.org/10.1088/0004-6256/144/1/19)
- Bakos, G. Á., Hartman, J. D., Bhatti, W., et al. 2015a, *AJ*, 149, 149, doi: [10.1088/0004-6256/149/4/149](https://doi.org/10.1088/0004-6256/149/4/149)
- Bakos, G. Á., Penev, K., Bayliss, D., et al. 2015b, *ApJ*, 813, 111, doi: [10.1088/0004-637X/813/2/111](https://doi.org/10.1088/0004-637X/813/2/111)
- Bakos, G. Á., Hartman, J. D., Bhatti, W., et al. 2021, *AJ*, 162, 7, doi: [10.3847/1538-3881/abf637](https://doi.org/10.3847/1538-3881/abf637)
- Ballard, S., Christiansen, J. L., Charbonneau, D., et al. 2011, *ApJ*, 732, 41, doi: [10.1088/0004-637X/732/1/41](https://doi.org/10.1088/0004-637X/732/1/41)
- Baluev, R. V., Sokov, E. N., Shaidulin, V. S., et al. 2015, *MNRAS*, 450, 3101, doi: [10.1093/mnras/stv788](https://doi.org/10.1093/mnras/stv788)
- Baluev, R. V., Sokov, E. N., Hoyer, S., et al. 2020, *MNRAS*, 496, L11, doi: [10.1093/mnrasl/slaa069](https://doi.org/10.1093/mnrasl/slaa069)
- Barbieri, M., Alonso, R., Desidera, S., et al. 2009, *A&A*, 503, 601, doi: [10.1051/0004-6361/200811466](https://doi.org/10.1051/0004-6361/200811466)
- Barkaoui, K., Burdanov, A., Hellier, C., et al. 2019, *AJ*, 157, 43, doi: [10.3847/1538-3881/aa422](https://doi.org/10.3847/1538-3881/aa422)
- Barros, S. C. C., Boué, G., Gibson, N. P., et al. 2013, *MNRAS*, 430, 3032, doi: [10.1093/mnras/stt111](https://doi.org/10.1093/mnras/stt111)
- Barros, S. C. C., Pollacco, D. L., Gibson, N. P., et al. 2012, *MNRAS*, 419, 1248, doi: [10.1111/j.1365-2966.2011.19784.x](https://doi.org/10.1111/j.1365-2966.2011.19784.x)
- Barros, S. C. C., Faedi, F., Collier Cameron, A., et al. 2011, *A&A*, 525, A54, doi: [10.1051/0004-6361/201015800](https://doi.org/10.1051/0004-6361/201015800)
- Barros, S. C. C., Brown, D. J. A., Hébrard, G., et al. 2016, *A&A*, 593, A113, doi: [10.1051/0004-6361/201526517](https://doi.org/10.1051/0004-6361/201526517)
- Barstow, J. K., Aigrain, S., Irwin, P. G. J., & Sing, D. K. 2017, *ApJ*, 834, 50, doi: [10.3847/1538-4357/834/1/50](https://doi.org/10.3847/1538-4357/834/1/50)
- Bayliss, D., Zhou, G., Penev, K., et al. 2013, *AJ*, 146, 113, doi: [10.1088/0004-6256/146/5/113](https://doi.org/10.1088/0004-6256/146/5/113)
- Bayliss, D., Hartman, J. D., Zhou, G., et al. 2018a, *AJ*, 155, 119, doi: [10.3847/1538-3881/aaa8e6](https://doi.org/10.3847/1538-3881/aaa8e6)
- Bayliss, D., Gillen, E., Eigmüller, P., et al. 2018b, *MNRAS*, 475, 4467, doi: [10.1093/mnras/stx2778](https://doi.org/10.1093/mnras/stx2778)
- Bean, J. L., Désert, J.-M., Seifahrt, A., et al. 2013, *ApJ*, 771, 108, doi: [10.1088/0004-637X/771/2/108](https://doi.org/10.1088/0004-637X/771/2/108)
- Bean, J. L., & Seifahrt, A. 2008, *A&A*, 487, L25, doi: [10.1051/0004-6361:200810278](https://doi.org/10.1051/0004-6361:200810278)
- Beatty, T. G., Madhusudhan, N., Pogge, R., et al. 2017a, *AJ*, 154, 242, doi: [10.3847/1538-3881/aa94cf](https://doi.org/10.3847/1538-3881/aa94cf)
- Beatty, T. G., Marley, M. S., Gaudi, B. S., et al. 2019, *AJ*, 158, 166, doi: [10.3847/1538-3881/ab33fc](https://doi.org/10.3847/1538-3881/ab33fc)
- Beatty, T. G., Pepper, J., Siverd, R. J., et al. 2012, *ApJL*, 756, L39, doi: [10.1088/2041-8205/756/2/L39](https://doi.org/10.1088/2041-8205/756/2/L39)
- Beatty, T. G., Collins, K. A., Fortney, J., et al. 2014, *ApJ*, 783, 112, doi: [10.1088/0004-637X/783/2/112](https://doi.org/10.1088/0004-637X/783/2/112)
- Beatty, T. G., Stevens, D. J., Collins, K. A., et al. 2017b, *AJ*, 154, 25, doi: [10.3847/1538-3881/aa7511](https://doi.org/10.3847/1538-3881/aa7511)
- Beatty, T. G., Wong, I., Fetherolf, T., et al. 2020, *AJ*, 160, 211, doi: [10.3847/1538-3881/abb5aa](https://doi.org/10.3847/1538-3881/abb5aa)
- Beaulieu, J. P., Tinetti, G., Kipping, D. M., et al. 2011, *ApJ*, 731, 16, doi: [10.1088/0004-637X/731/1/16](https://doi.org/10.1088/0004-637X/731/1/16)
- Beck, P., Robson, L., Gallaway, M., Jones, H. R. A., & Campbell, D. 2019, *PASP*, 131, 084402, doi: [10.1088/1538-3873/ab1eb4](https://doi.org/10.1088/1538-3873/ab1eb4)
- Becker, A. C., Kundurthy, P., Agol, E., et al. 2013, *ApJL*, 764, L17, doi: [10.1088/2041-8205/764/1/L17](https://doi.org/10.1088/2041-8205/764/1/L17)
- Béky, B., Bakos, G. Á., Hartman, J., et al. 2011, *ApJ*, 734, 109, doi: [10.1088/0004-637X/734/2/109](https://doi.org/10.1088/0004-637X/734/2/109)
- Bell, T. J., Dang, L., Cowan, N. B., et al. 2021, *MNRAS*, 504, 3316, doi: [10.1093/mnras/stab1027](https://doi.org/10.1093/mnras/stab1027)
- Benneke, B., Werner, M., Petigura, E., et al. 2017, *ApJ*, 834, 187, doi: [10.3847/1538-4357/834/2/187](https://doi.org/10.3847/1538-4357/834/2/187)
- Bento, J., Schmidt, B., Hartman, J. D., et al. 2017, *MNRAS*, 468, 835, doi: [10.1093/mnras/stx500](https://doi.org/10.1093/mnras/stx500)
- Bento, J., Hartman, J. D., Bakos, G. Á., et al. 2018, *MNRAS*, 477, 3406, doi: [10.1093/mnras/sty726](https://doi.org/10.1093/mnras/sty726)
- Benz, W., Broeg, C., Fortier, A., et al. 2021, *Experimental Astronomy*, 51, 109, doi: [10.1007/s10686-020-09679-4](https://doi.org/10.1007/s10686-020-09679-4)
- Berta, Z. K., Charbonneau, D., Bean, J., et al. 2011, *ApJ*, 736, 12, doi: [10.1088/0004-637X/736/1/12](https://doi.org/10.1088/0004-637X/736/1/12)

- Berta, Z. K., Charbonneau, D., Désert, J.-M., et al. 2012, *ApJ*, 747, 35, doi: [10.1088/0004-637X/747/1/35](https://doi.org/10.1088/0004-637X/747/1/35)
- Berta-Thompson, Z. K., Irwin, J., Charbonneau, D., et al. 2015, *Nature*, 527, 204, doi: [10.1038/nature15762](https://doi.org/10.1038/nature15762)
- Biddle, L. I., Pearson, K. A., Crossfield, I. J. M., et al. 2014, *MNRAS*, 443, 1810, doi: [10.1093/mnras/stu1199](https://doi.org/10.1093/mnras/stu1199)
- Bieryla, A., Hartman, J. D., Bakos, G. Á., et al. 2014, *AJ*, 147, 84, doi: [10.1088/0004-6256/147/4/84](https://doi.org/10.1088/0004-6256/147/4/84)
- Bieryla, A., Collins, K., Beatty, T. G., et al. 2015, *AJ*, 150, 12, doi: [10.1088/0004-6256/150/1/12](https://doi.org/10.1088/0004-6256/150/1/12)
- Blecic, J., Harrington, J., Madhusudhan, N., et al. 2013, *ApJ*, 779, 5, doi: [10.1088/0004-637X/779/1/5](https://doi.org/10.1088/0004-637X/779/1/5)
- Boisse, I., Hartman, J. D., Bakos, G. Á., et al. 2013, *A&A*, 558, A86, doi: [10.1051/0004-6361/201220993](https://doi.org/10.1051/0004-6361/201220993)
- Bonfanti, A., Delrez, L., Hooton, M. J., et al. 2021, *A&A*, 646, A157, doi: [10.1051/0004-6361/202039608](https://doi.org/10.1051/0004-6361/202039608)
- Bonfils, X., Gillon, M., Udry, S., et al. 2012, *A&A*, 546, A27, doi: [10.1051/0004-6361/201219623](https://doi.org/10.1051/0004-6361/201219623)
- Borucki, W. J., Koch, D. G., Basri, G., et al. 2011, *ApJ*, 736, 19, doi: [10.1088/0004-637X/736/1/19](https://doi.org/10.1088/0004-637X/736/1/19)
- Bouchy, F., Hebb, L., Skillen, I., et al. 2010, *A&A*, 519, A98, doi: [10.1051/0004-6361/201014817](https://doi.org/10.1051/0004-6361/201014817)
- Bouma, L. G., Winn, J. N., Howard, A. W., et al. 2020a, *ApJL*, 893, L29, doi: [10.3847/2041-8213/ab8563](https://doi.org/10.3847/2041-8213/ab8563)
- Bouma, L. G., Winn, J. N., Baxter, C., et al. 2019, *AJ*, 157, 217, doi: [10.3847/1538-3881/ab189f](https://doi.org/10.3847/1538-3881/ab189f)
- Bouma, L. G., Hartman, J. D., Brahm, R., et al. 2020b, *AJ*, 160, 239, doi: [10.3847/1538-3881/abb9ab](https://doi.org/10.3847/1538-3881/abb9ab)
- Bourrier, V., Lecavelier des Etangs, A., Hébrard, G., et al. 2015, *A&A*, 579, A55, doi: [10.1051/0004-6361/201525750](https://doi.org/10.1051/0004-6361/201525750)
- Bourrier, V., Kitzmann, D., Kuntzer, T., et al. 2020, *A&A*, 637, A36, doi: [10.1051/0004-6361/201936647](https://doi.org/10.1051/0004-6361/201936647)
- Brahm, R., Jordán, A., Hartman, J. D., et al. 2015, *AJ*, 150, 33, doi: [10.1088/0004-6256/150/1/33](https://doi.org/10.1088/0004-6256/150/1/33)
- Brahm, R., Jordán, A., Bakos, G. Á., et al. 2016a, *AJ*, 151, 89, doi: [10.3847/0004-6256/151/4/89](https://doi.org/10.3847/0004-6256/151/4/89)
- Brahm, R., Jones, M., Espinoza, N., et al. 2016b, *PASP*, 128, 124402, doi: [10.1088/1538-3873/128/970/124402](https://doi.org/10.1088/1538-3873/128/970/124402)
- Brahm, R., Hartman, J. D., Jordán, A., et al. 2018a, *AJ*, 155, 112, doi: [10.3847/1538-3881/aaa898](https://doi.org/10.3847/1538-3881/aaa898)
- Brahm, R., Espinoza, N., Jordán, A., et al. 2018b, *MNRAS*, 477, 2572, doi: [10.1093/mnras/sty795](https://doi.org/10.1093/mnras/sty795)
- Brahm, R., Nielsen, L. D., Wittenmyer, R. A., et al. 2020, *AJ*, 160, 235, doi: [10.3847/1538-3881/abba3b](https://doi.org/10.3847/1538-3881/abba3b)
- Brown, D. J. A., Anderson, D. R., Doyle, A. P., et al. 2014, *arXiv e-prints*, arXiv:1412.7761. <https://arxiv.org/abs/1412.7761>
- Brown, D. J. A., TriAUD, A. H. M. J., Doyle, A. P., et al. 2017, *MNRAS*, 464, 810, doi: [10.1093/mnras/stw2316](https://doi.org/10.1093/mnras/stw2316)
- Bruno, G., Lewis, N. K., Stevenson, K. B., et al. 2018a, *AJ*, 155, 55, doi: [10.3847/1538-3881/aaa0c7](https://doi.org/10.3847/1538-3881/aaa0c7)
- . 2018b, *AJ*, 156, 124, doi: [10.3847/1538-3881/aac6db](https://doi.org/10.3847/1538-3881/aac6db)
- Bryan, M. L., Alsubai, K. A., Latham, D. W., et al. 2012, *ApJ*, 750, 84, doi: [10.1088/0004-637X/750/1/84](https://doi.org/10.1088/0004-637X/750/1/84)
- Buchhave, L. A., Bakos, G. Á., Hartman, J. D., et al. 2010, *ApJ*, 720, 1118, doi: [10.1088/0004-637X/720/2/1118](https://doi.org/10.1088/0004-637X/720/2/1118)
- . 2011, *ApJ*, 733, 116, doi: [10.1088/0004-637X/733/2/116](https://doi.org/10.1088/0004-637X/733/2/116)
- Burdanov, A., Benni, P., Sokov, E., et al. 2018, *PASP*, 130, 074401, doi: [10.1088/1538-3873/aabde2](https://doi.org/10.1088/1538-3873/aabde2)
- Burke, C. J., McCullough, P. R., Valenti, J. A., et al. 2007, *ApJ*, 671, 2115, doi: [10.1086/523087](https://doi.org/10.1086/523087)
- . 2008, *ApJ*, 686, 1331, doi: [10.1086/591497](https://doi.org/10.1086/591497)
- Burke, C. J., McCullough, P. R., Bergeron, L. E., et al. 2010, *ApJ*, 719, 1796, doi: [10.1088/0004-637X/719/2/1796](https://doi.org/10.1088/0004-637X/719/2/1796)
- Burt, J. A., Nielsen, L. D., Quinn, S. N., et al. 2020, *AJ*, 160, 153, doi: [10.3847/1538-3881/abac0c](https://doi.org/10.3847/1538-3881/abac0c)
- Cañas, C. I., Stefansson, G., Monson, A. J., et al. 2019, *ApJL*, 877, L29, doi: [10.3847/2041-8213/ab21c0](https://doi.org/10.3847/2041-8213/ab21c0)
- Cabot, S. H. C., Bello-Arufe, A., Mendonça, J. M., et al. 2021, *AJ*, 162, 218, doi: [10.3847/1538-3881/ac1ba3](https://doi.org/10.3847/1538-3881/ac1ba3)
- Cáceres, C., Ivanov, V. D., Minniti, D., et al. 2009, *A&A*, 507, 481, doi: [10.1051/0004-6361/200810908](https://doi.org/10.1051/0004-6361/200810908)
- Cáceres, C., Kabath, P., Hoyer, S., et al. 2014, *A&A*, 565, A7, doi: [10.1051/0004-6361/201321087](https://doi.org/10.1051/0004-6361/201321087)
- Carleo, I., Gandolfi, D., Barragán, O., et al. 2020, *AJ*, 160, 114, doi: [10.3847/1538-3881/aba124](https://doi.org/10.3847/1538-3881/aba124)
- Carter, J. A., Winn, J. N., Gilliland, R., & Holman, M. J. 2009, *ApJ*, 696, 241, doi: [10.1088/0004-637X/696/1/241](https://doi.org/10.1088/0004-637X/696/1/241)
- Casasayas-Barris, N., Pallé, E., Yan, F., et al. 2019, *A&A*, 628, A9, doi: [10.1051/0004-6361/201935623](https://doi.org/10.1051/0004-6361/201935623)
- Chakraborty, A., Roy, A., Sharma, R., et al. 2018, *AJ*, 156, 3, doi: [10.3847/1538-3881/aac436](https://doi.org/10.3847/1538-3881/aac436)
- Chan, T., Ingemys, M., Winn, J. N., et al. 2011, *AJ*, 141, 179, doi: [10.1088/0004-6256/141/6/179](https://doi.org/10.1088/0004-6256/141/6/179)
- Changeat, Q., Edwards, B., Al-Refai, A. F., et al. 2020, *AJ*, 160, 260, doi: [10.3847/1538-3881/abbe12](https://doi.org/10.3847/1538-3881/abbe12)
- Charbonneau, D., Winn, J. N., Everett, M. E., et al. 2007, *ApJ*, 658, 1322, doi: [10.1086/512008](https://doi.org/10.1086/512008)
- Charbonneau, D., Winn, J. N., Latham, D. W., et al. 2006, *ApJ*, 636, 445, doi: [10.1086/497959](https://doi.org/10.1086/497959)
- Charbonneau, D., Berta, Z. K., Irwin, J., et al. 2009, *Nature*, 462, 891, doi: [10.1038/nature08679](https://doi.org/10.1038/nature08679)
- Chavero, C., de La Reza, R., Domingos, R. C., et al. 2010, *A&A*, 517, A40, doi: [10.1051/0004-6361/200912184](https://doi.org/10.1051/0004-6361/200912184)
- Chen, G., Casasayas-Barris, N., Pallé, E., et al. 2020, *A&A*, 642, A54, doi: [10.1051/0004-6361/202038661](https://doi.org/10.1051/0004-6361/202038661)
- Chen, G., Pallé, E., Nortmann, L., et al. 2017, *A&A*, 600, L11, doi: [10.1051/0004-6361/201730736](https://doi.org/10.1051/0004-6361/201730736)

- Chen, G., Pallé, E., Parviainen, H., Murgas, F., & Yan, F. 2021, *ApJL*, 913, L16, doi: [10.3847/2041-8213/abf1e1](https://doi.org/10.3847/2041-8213/abf1e1)
- Chen, G., van Boekel, R., Wang, H., et al. 2014, *A&A*, 563, A40, doi: [10.1051/0004-6361/201322740](https://doi.org/10.1051/0004-6361/201322740)
- Chen, G., Pallé, E., Welbanks, L., et al. 2018, *A&A*, 616, A145, doi: [10.1051/0004-6361/201833033](https://doi.org/10.1051/0004-6361/201833033)
- Christian, D. J., Gibson, N. P., Simpson, E. K., et al. 2009, *MNRAS*, 392, 1585, doi: [10.1111/j.1365-2966.2008.14164.x](https://doi.org/10.1111/j.1365-2966.2008.14164.x)
- Christiansen, J. L., Ballard, S., Charbonneau, D., et al. 2010, *ApJ*, 710, 97, doi: [10.1088/0004-637X/710/1/97](https://doi.org/10.1088/0004-637X/710/1/97)
- . 2011, *ApJ*, 726, 94, doi: [10.1088/0004-637X/726/2/94](https://doi.org/10.1088/0004-637X/726/2/94)
- Ciardi, D. R., Crossfield, I. J. M., Feinstein, A. D., et al. 2018, *AJ*, 155, 10, doi: [10.3847/1538-3881/aa9921](https://doi.org/10.3847/1538-3881/aa9921)
- Ciceri, S., Mancini, L., Southworth, J., et al. 2013, *A&A*, 557, A30, doi: [10.1051/0004-6361/201321669](https://doi.org/10.1051/0004-6361/201321669)
- . 2015, *A&A*, 577, A54, doi: [10.1051/0004-6361/201425449](https://doi.org/10.1051/0004-6361/201425449)
- . 2016, *MNRAS*, 456, 990, doi: [10.1093/mnras/stv2698](https://doi.org/10.1093/mnras/stv2698)
- Cloutier, R., Eastman, J. D., Rodriguez, J. E., et al. 2020, *AJ*, 160, 3, doi: [10.3847/1538-3881/ab91c2](https://doi.org/10.3847/1538-3881/ab91c2)
- Cochran, W. D., Fabrycky, D. C., Torres, G., et al. 2011, *ApJS*, 197, 7, doi: [10.1088/0067-0049/197/1/7](https://doi.org/10.1088/0067-0049/197/1/7)
- Cointepas, M., Almenara, J. M., Bonfils, X., et al. 2021, *A&A*, 650, A145, doi: [10.1051/0004-6361/202140328](https://doi.org/10.1051/0004-6361/202140328)
- Collier Cameron, A., Bouchy, F., Hébrard, G., et al. 2007, *MNRAS*, 375, 951, doi: [10.1111/j.1365-2966.2006.11350.x](https://doi.org/10.1111/j.1365-2966.2006.11350.x)
- Collins, K. A., Kielkopf, J. F., & Stassun, K. G. 2017, *AJ*, 153, 78, doi: [10.3847/1538-3881/153/2/78](https://doi.org/10.3847/1538-3881/153/2/78)
- Collins, K. A., Eastman, J. D., Beatty, T. G., et al. 2014, *AJ*, 147, 39, doi: [10.1088/0004-6256/147/2/39](https://doi.org/10.1088/0004-6256/147/2/39)
- Colón, K. D., Ford, E. B., Lee, B., Mahadevan, S., & Blake, C. H. 2010, *MNRAS*, 408, 1494, doi: [10.1111/j.1365-2966.2010.17211.x](https://doi.org/10.1111/j.1365-2966.2010.17211.x)
- Cortés-Zuleta, P., Rojo, P., Wang, S., et al. 2020, *A&A*, 636, A98, doi: [10.1051/0004-6361/201936279](https://doi.org/10.1051/0004-6361/201936279)
- Covino, E., Esposito, M., Barbieri, M., et al. 2013, *A&A*, 554, A28, doi: [10.1051/0004-6361/201321298](https://doi.org/10.1051/0004-6361/201321298)
- Crossfield, I. J. M., Ciardi, D. R., Petigura, E. A., et al. 2016, *ApJS*, 226, 7, doi: [10.3847/0067-0049/226/1/7](https://doi.org/10.3847/0067-0049/226/1/7)
- Crossfield, I. J. M., Ciardi, D. R., Isaacson, H., et al. 2017, *AJ*, 153, 255, doi: [10.3847/1538-3881/aa6e01](https://doi.org/10.3847/1538-3881/aa6e01)
- Crossfield, I. J. M., Waalkes, W., Newton, E. R., et al. 2019, *ApJL*, 883, L16, doi: [10.3847/2041-8213/ab3d30](https://doi.org/10.3847/2041-8213/ab3d30)
- Crouzet, N., McCullough, P. R., Long, D., et al. 2017, *AJ*, 153, 94, doi: [10.3847/1538-3881/153/3/94](https://doi.org/10.3847/1538-3881/153/3/94)
- Crouzet, N., Healy, B. F., Hébrard, G., et al. 2020, *AJ*, 159, 44, doi: [10.3847/1538-3881/ab5b12](https://doi.org/10.3847/1538-3881/ab5b12)
- Daban, J.-B., Gouvret, C., Guillot, T., et al. 2010, in *Proc. SPIE*, Vol. 7733, Ground-based and Airborne Telescopes III, 77334T, doi: [10.1117/12.854946](https://doi.org/10.1117/12.854946)
- Dai, F., Winn, J. N., Albrecht, S., et al. 2016, *ApJ*, 823, 115, doi: [10.3847/0004-637X/823/2/115](https://doi.org/10.3847/0004-637X/823/2/115)
- Dai, Q., Shin, E., & Smith, C. 2018, doi: <https://doi.org/https://doi.org/10.1787/2dbff737-en>
- Dalba, P. A., Gupta, A. F., Rodriguez, J. E., et al. 2020, *AJ*, 159, 241, doi: [10.3847/1538-3881/ab84e3](https://doi.org/10.3847/1538-3881/ab84e3)
- Damasso, M., Esposito, M., Nascimbeni, V., et al. 2015a, *A&A*, 581, L6, doi: [10.1051/0004-6361/201526995](https://doi.org/10.1051/0004-6361/201526995)
- Damasso, M., Biazzo, K., Bonomo, A. S., et al. 2015b, *A&A*, 575, A111, doi: [10.1051/0004-6361/201425332](https://doi.org/10.1051/0004-6361/201425332)
- David, T. J., Crossfield, I. J. M., Benneke, B., et al. 2018a, *AJ*, 155, 222, doi: [10.3847/1538-3881/aabde8](https://doi.org/10.3847/1538-3881/aabde8)
- David, T. J., Mamajek, E. E., Vanderburg, A., et al. 2018b, *AJ*, 156, 302, doi: [10.3847/1538-3881/aaeed7](https://doi.org/10.3847/1538-3881/aaeed7)
- Davis, A. B., Wang, S., Jones, M., et al. 2020, *AJ*, 160, 229, doi: [10.3847/1538-3881/aba49d](https://doi.org/10.3847/1538-3881/aba49d)
- Daylan, T., Pínglé, K., Wright, J., et al. 2021, *AJ*, 161, 85, doi: [10.3847/1538-3881/abd73e](https://doi.org/10.3847/1538-3881/abd73e)
- de Leon, J. P., Livingston, J., Endl, M., et al. 2021, *MNRAS*, 508, 195, doi: [10.1093/mnras/stab2305](https://doi.org/10.1093/mnras/stab2305)
- de Val-Borro, M., Bakos, G. Á., Brahm, R., et al. 2016, *AJ*, 152, 161, doi: [10.3847/0004-6256/152/6/161](https://doi.org/10.3847/0004-6256/152/6/161)
- Delrez, L., Van Grootel, V., Anderson, D. R., et al. 2014, *A&A*, 563, A143, doi: [10.1051/0004-6361/201323204](https://doi.org/10.1051/0004-6361/201323204)
- Delrez, L., Santerne, A., Almenara, J. M., et al. 2016, *MNRAS*, 458, 4025, doi: [10.1093/mnras/stw522](https://doi.org/10.1093/mnras/stw522)
- Delrez, L., Madhusudhan, N., Lendl, M., et al. 2018, *MNRAS*, 474, 2334, doi: [10.1093/mnras/stx2896](https://doi.org/10.1093/mnras/stx2896)
- Demangeon, O. D. S., Faedi, F., Hébrard, G., et al. 2018, *A&A*, 610, A63, doi: [10.1051/0004-6361/201731735](https://doi.org/10.1051/0004-6361/201731735)
- Demangeon, O. D. S., Zapatero Osorio, M. R., Alibert, Y., et al. 2021, *A&A*, 653, A41, doi: [10.1051/0004-6361/202140728](https://doi.org/10.1051/0004-6361/202140728)
- Deming, D., Wilkins, A., McCullough, P., et al. 2013, *ApJ*, 774, 95, doi: [10.1088/0004-637X/774/2/95](https://doi.org/10.1088/0004-637X/774/2/95)
- Demory, B. O., Gillon, M., Deming, D., et al. 2011, *A&A*, 533, A114, doi: [10.1051/0004-6361/201117178](https://doi.org/10.1051/0004-6361/201117178)
- Demory, B. O., Pozuelos, F. J., Gómez Maqueo Chew, Y., et al. 2020, *A&A*, 642, A49, doi: [10.1051/0004-6361/202038616](https://doi.org/10.1051/0004-6361/202038616)
- Dittmann, J. A., Close, L. M., Scuderi, L. J., & Morris, M. D. 2010, *ApJ*, 717, 235, doi: [10.1088/0004-637X/717/1/235](https://doi.org/10.1088/0004-637X/717/1/235)
- Dittmann, J. A., Close, L. M., Scuderi, L. J., Turner, J., & Stephenson, P. C. 2012, *NewA*, 17, 438, doi: [10.1016/j.newast.2011.10.003](https://doi.org/10.1016/j.newast.2011.10.003)

- Dittmann, J. A., Irwin, J. M., Charbonneau, D., et al. 2017, *Nature*, 544, 333, doi: [10.1038/nature22055](https://doi.org/10.1038/nature22055)
- Dorval, P., Talens, G. J. J., Otten, G. P. P. L., et al. 2020, *A&A*, 635, A60, doi: [10.1051/0004-6361/201935611](https://doi.org/10.1051/0004-6361/201935611)
- Dragomir, D., Benneke, B., Pearson, K. A., et al. 2015, *ApJ*, 814, 102, doi: [10.1088/0004-637X/814/2/102](https://doi.org/10.1088/0004-637X/814/2/102)
- Dragomir, D., Kane, S. R., Pilyavsky, G., et al. 2011, *AJ*, 142, 115, doi: [10.1088/0004-6256/142/4/115](https://doi.org/10.1088/0004-6256/142/4/115)
- Dragomir, D., Matthews, J. M., Eastman, J. D., et al. 2013, *ApJL*, 772, L2, doi: [10.1088/2041-8205/772/1/L2](https://doi.org/10.1088/2041-8205/772/1/L2)
- Dreizler, S., Crossfield, I. J. M., Kossakowski, D., et al. 2020, *A&A*, 644, A127, doi: [10.1051/0004-6361/202038016](https://doi.org/10.1051/0004-6361/202038016)
- Dressing, C. D., Vanderburg, A., Schlieder, J. E., et al. 2017, *AJ*, 154, 207, doi: [10.3847/1538-3881/aa89f2](https://doi.org/10.3847/1538-3881/aa89f2)
- Dunham, E. W., Borucki, W. J., Koch, D. G., et al. 2010, *ApJL*, 713, L136, doi: [10.1088/2041-8205/713/2/L136](https://doi.org/10.1088/2041-8205/713/2/L136)
- Eastman, J. D., Beatty, T. G., Siverd, R. J., et al. 2016, *AJ*, 151, 45, doi: [10.3847/0004-6256/151/2/45](https://doi.org/10.3847/0004-6256/151/2/45)
- Edwards, B., & Tinetti, G. 2022, arXiv e-prints, arXiv:2205.05073. <https://arxiv.org/abs/2205.05073>
- Edwards, B., Rice, M., Zingales, T., et al. 2019, *Experimental Astronomy*, 47, 29, doi: [10.1007/s10686-018-9611-4](https://doi.org/10.1007/s10686-018-9611-4)
- Edwards, B., Changeat, Q., Yip, K. H., et al. 2021a, *MNRAS*, 504, 5671, doi: [10.1093/mnras/staa1245](https://doi.org/10.1093/mnras/staa1245)
- Edwards, B., Changeat, Q., Mori, M., et al. 2021b, *AJ*, 161, 44, doi: [10.3847/1538-3881/abc6a5](https://doi.org/10.3847/1538-3881/abc6a5)
- Ehrenreich, D., Lovis, C., Allart, R., et al. 2020, *Nature*, 580, 597, doi: [10.1038/s41586-020-2107-1](https://doi.org/10.1038/s41586-020-2107-1)
- Eibe, M. T., Cuesta, L., Ullán, A., Pérez-Verde, A., & Navas, J. 2012, *MNRAS*, 423, 1381, doi: [10.1111/j.1365-2966.2012.20962.x](https://doi.org/10.1111/j.1365-2966.2012.20962.x)
- Eigmüller, P., Gandolfi, D., Persson, C. M., et al. 2017, *AJ*, 153, 130, doi: [10.3847/1538-3881/aa5d0b](https://doi.org/10.3847/1538-3881/aa5d0b)
- Endl, M., Caldwell, D. A., Barclay, T., et al. 2014, *ApJ*, 795, 151, doi: [10.1088/0004-637X/795/2/151](https://doi.org/10.1088/0004-637X/795/2/151)
- Enoch, B., Cameron, A. C., Anderson, D. R., et al. 2011a, *MNRAS*, 410, 1631, doi: [10.1111/j.1365-2966.2010.17550.x](https://doi.org/10.1111/j.1365-2966.2010.17550.x)
- Enoch, B., Anderson, D. R., Barros, S. C. C., et al. 2011b, *AJ*, 142, 86, doi: [10.1088/0004-6256/142/3/86](https://doi.org/10.1088/0004-6256/142/3/86)
- Espinoza, N., Bayliss, D., Hartman, J. D., et al. 2016, *AJ*, 152, 108, doi: [10.3847/0004-6256/152/4/108](https://doi.org/10.3847/0004-6256/152/4/108)
- Espinoza, N., Rabus, M., Brahm, R., et al. 2017, *MNRAS*, 471, 4374, doi: [10.1093/mnras/stx1862](https://doi.org/10.1093/mnras/stx1862)
- Espinoza, N., Rackham, B. V., Jordán, A., et al. 2019a, *MNRAS*, 482, 2065, doi: [10.1093/mnras/sty2691](https://doi.org/10.1093/mnras/sty2691)
- Espinoza, N., Hartman, J. D., Bakos, G. Á., et al. 2019b, *AJ*, 158, 63, doi: [10.3847/1538-3881/ab26bb](https://doi.org/10.3847/1538-3881/ab26bb)
- Esposito, M., Covino, E., Desidera, S., et al. 2017, *A&A*, 601, A53, doi: [10.1051/0004-6361/201629720](https://doi.org/10.1051/0004-6361/201629720)
- Esposito, M., Armstrong, D. J., Gandolfi, D., et al. 2019, *A&A*, 623, A165, doi: [10.1051/0004-6361/201834853](https://doi.org/10.1051/0004-6361/201834853)
- Esteves, L. J., De Mooij, E. J. W., & Jayawardhana, R. 2015, *ApJ*, 804, 150, doi: [10.1088/0004-637X/804/2/150](https://doi.org/10.1088/0004-637X/804/2/150)
- Evans, D. F., Southworth, J., & Smalley, B. 2016, *ApJL*, 833, L19, doi: [10.3847/2041-8213/833/2/L19](https://doi.org/10.3847/2041-8213/833/2/L19)
- Evans, T. M., Sing, D. K., Goyal, J. M., et al. 2018, *AJ*, 156, 283, doi: [10.3847/1538-3881/aaebff](https://doi.org/10.3847/1538-3881/aaebff)
- Faedi, F., Barros, S. C. C., Anderson, D. R., et al. 2011, *A&A*, 531, A40, doi: [10.1051/0004-6361/201116671](https://doi.org/10.1051/0004-6361/201116671)
- Faedi, F., Pollacco, D., Barros, S. C. C., et al. 2013, *A&A*, 551, A73, doi: [10.1051/0004-6361/201220520](https://doi.org/10.1051/0004-6361/201220520)
- Faigler, S., Tal-Or, L., Mazeh, T., Latham, D. W., & Buchhave, L. A. 2013, *ApJ*, 771, 26, doi: [10.1088/0004-637X/771/1/26](https://doi.org/10.1088/0004-637X/771/1/26)
- Fischer, P. D., Knutson, H. A., Sing, D. K., et al. 2016, *ApJ*, 827, 19, doi: [10.3847/0004-637X/827/1/19](https://doi.org/10.3847/0004-637X/827/1/19)
- Foreman-Mackey, D., Hogg, D. W., Lang, D., & Goodman, J. 2013, *PASP*, 125, 306, doi: [10.1086/670067](https://doi.org/10.1086/670067)
- Fortney, J. J., Demory, B.-O., Désert, J.-M., et al. 2011, *ApJS*, 197, 9, doi: [10.1088/0067-0049/197/1/9](https://doi.org/10.1088/0067-0049/197/1/9)
- Fraine, J. D., Deming, D., Gillon, M., et al. 2013, *ApJ*, 765, 127, doi: [10.1088/0004-637X/765/2/127](https://doi.org/10.1088/0004-637X/765/2/127)
- Fressin, F., Guillot, T., Bouchy, F., et al. 2005, in *EAS Publications Series*, Vol. 14, *EAS Publications Series*, ed. M. Giard, F. Casoli, & F. Paletou, 309–312, doi: [10.1051/eas:2005049](https://doi.org/10.1051/eas:2005049)
- Fukui, A., Narita, N., Tristram, P. J., et al. 2011, *PASJ*, 63, 287, doi: [10.1093/pasj/63.1.287](https://doi.org/10.1093/pasj/63.1.287)
- Fukui, A., Narita, N., Kurosaki, K., et al. 2013, *ApJ*, 770, 95, doi: [10.1088/0004-637X/770/2/95](https://doi.org/10.1088/0004-637X/770/2/95)
- Fukui, A., Kawashima, Y., Ikoma, M., et al. 2014, *ApJ*, 790, 108, doi: [10.1088/0004-637X/790/2/108](https://doi.org/10.1088/0004-637X/790/2/108)
- Fukui, A., Narita, N., Kawashima, Y., et al. 2016, *ApJ*, 819, 27, doi: [10.3847/0004-637X/819/1/27](https://doi.org/10.3847/0004-637X/819/1/27)
- Fulton, B. J., Shporer, A., Winn, J. N., et al. 2011, *AJ*, 142, 84, doi: [10.1088/0004-6256/142/3/84](https://doi.org/10.1088/0004-6256/142/3/84)
- Fulton, B. J., Collins, K. A., Gaudi, B. S., et al. 2015, *ApJ*, 810, 30, doi: [10.1088/0004-637X/810/1/30](https://doi.org/10.1088/0004-637X/810/1/30)
- Gan, T., Lin, Z., Wang, S. X., et al. 2022, *MNRAS*, 511, 83, doi: [10.1093/mnras/stab3708](https://doi.org/10.1093/mnras/stab3708)
- Gandolfi, D., Hébrard, G., Alonso, R., et al. 2010, *A&A*, 524, A55, doi: [10.1051/0004-6361/201015132](https://doi.org/10.1051/0004-6361/201015132)
- Gandolfi, D., Barragán, O., Livingston, J. H., et al. 2018, *A&A*, 619, L10, doi: [10.1051/0004-6361/201834289](https://doi.org/10.1051/0004-6361/201834289)
- Garhart, E., Deming, D., Mandell, A., et al. 2020, *AJ*, 159, 137, doi: [10.3847/1538-3881/ab6c6f](https://doi.org/10.3847/1538-3881/ab6c6f)

- Gaudi, B. S., Stassun, K. G., Collins, K. A., et al. 2017, *Nature*, 546, 514, doi: [10.1038/nature22392](https://doi.org/10.1038/nature22392)
- Gibson, N. P., Aigrain, S., Barstow, J. K., et al. 2013a, *MNRAS*, 428, 3680, doi: [10.1093/mnras/sts307](https://doi.org/10.1093/mnras/sts307)
- . 2013b, *MNRAS*, 436, 2974, doi: [10.1093/mnras/stt1783](https://doi.org/10.1093/mnras/stt1783)
- Gibson, N. P., Pollacco, D., Simpson, E. K., et al. 2008, *A&A*, 492, 603, doi: [10.1051/0004-6361:200811015](https://doi.org/10.1051/0004-6361:200811015)
- . 2009, *ApJ*, 700, 1078, doi: [10.1088/0004-637X/700/2/1078](https://doi.org/10.1088/0004-637X/700/2/1078)
- Gibson, N. P., Pollacco, D. L., Barros, S., et al. 2010, *MNRAS*, 401, 1917, doi: [10.1111/j.1365-2966.2009.15770.x](https://doi.org/10.1111/j.1365-2966.2009.15770.x)
- Gilbert, E. A., Barclay, T., Schlieder, J. E., et al. 2020, *AJ*, 160, 116, doi: [10.3847/1538-3881/aba4b2](https://doi.org/10.3847/1538-3881/aba4b2)
- Giles, H. A. C., Bayliss, D., Espinoza, N., et al. 2018, *MNRAS*, 475, 1809, doi: [10.1093/mnras/stx3300](https://doi.org/10.1093/mnras/stx3300)
- Gillon, M., Triaud, A. H. M. J., Mayor, M., et al. 2008, *A&A*, 485, 871, doi: [10.1051/0004-6361:20079238](https://doi.org/10.1051/0004-6361:20079238)
- Gillon, M., Demory, B. O., Barman, T., et al. 2007a, *A&A*, 471, L51, doi: [10.1051/0004-6361:20078283](https://doi.org/10.1051/0004-6361:20078283)
- Gillon, M., Pont, F., Demory, B. O., et al. 2007b, *A&A*, 472, L13, doi: [10.1051/0004-6361:20077799](https://doi.org/10.1051/0004-6361:20077799)
- Gillon, M., Anderson, D. R., Triaud, A. H. M. J., et al. 2009a, *A&A*, 501, 785, doi: [10.1051/0004-6361/200911749](https://doi.org/10.1051/0004-6361/200911749)
- Gillon, M., Smalley, B., Hebb, L., et al. 2009b, *A&A*, 496, 259, doi: [10.1051/0004-6361:200810929](https://doi.org/10.1051/0004-6361:200810929)
- Gillon, M., Doyle, A. P., Lendl, M., et al. 2011, *A&A*, 533, A88, doi: [10.1051/0004-6361/201117198](https://doi.org/10.1051/0004-6361/201117198)
- Gillon, M., Triaud, A. H. M. J., Fortney, J. J., et al. 2012, *A&A*, 542, A4, doi: [10.1051/0004-6361/201218817](https://doi.org/10.1051/0004-6361/201218817)
- Gillon, M., Anderson, D. R., Collier-Cameron, A., et al. 2013, *A&A*, 552, A82, doi: [10.1051/0004-6361/201220561](https://doi.org/10.1051/0004-6361/201220561)
- . 2014, *A&A*, 562, L3, doi: [10.1051/0004-6361/201323014](https://doi.org/10.1051/0004-6361/201323014)
- Gillon, M., Demory, B.-O., Van Grootel, V., et al. 2017, *Nature Astronomy*, 1, 0056, doi: [10.1038/s41550-017-0056](https://doi.org/10.1038/s41550-017-0056)
- Gómez Maqueo Chew, Y., Faedi, F., Pollacco, D., et al. 2013, *A&A*, 559, A36, doi: [10.1051/0004-6361/201322314](https://doi.org/10.1051/0004-6361/201322314)
- Granata, V., Nascimbeni, V., Piotto, G., et al. 2014, *Astronomische Nachrichten*, 335, 797, doi: [10.1002/asna.201412072](https://doi.org/10.1002/asna.201412072)
- Grunblatt, S. K., Huber, D., Gaidos, E., et al. 2017, *AJ*, 154, 254, doi: [10.3847/1538-3881/aa932d](https://doi.org/10.3847/1538-3881/aa932d)
- Grziwa, S., Gandolfi, D., Csizmadia, S., et al. 2016, *AJ*, 152, 132, doi: [10.3847/0004-6256/152/5/132](https://doi.org/10.3847/0004-6256/152/5/132)
- Guenther, E. W., Díaz, R. F., Gazzano, J. C., et al. 2012, *A&A*, 537, A136, doi: [10.1051/0004-6361/201117706](https://doi.org/10.1051/0004-6361/201117706)
- Guilluy, G., Gressier, A., Wright, S., et al. 2021, *AJ*, 161, 19, doi: [10.3847/1538-3881/abc3c8](https://doi.org/10.3847/1538-3881/abc3c8)
- Günther, M. N., Pozuelos, F. J., Dittmann, J. A., et al. 2019, *Nature Astronomy*, 3, 1099, doi: [10.1038/s41550-019-0845-5](https://doi.org/10.1038/s41550-019-0845-5)
- Guo, X., Crossfield, I. J. M., Dragomir, D., et al. 2020, *AJ*, 159, 239, doi: [10.3847/1538-3881/ab8815](https://doi.org/10.3847/1538-3881/ab8815)
- Harpsøe, K. B. W., Hardis, S., Hinse, T. C., et al. 2013, *A&A*, 549, A10, doi: [10.1051/0004-6361/201219996](https://doi.org/10.1051/0004-6361/201219996)
- Harris, C. R., Millman, K. J., van der Walt, S. J., et al. 2020, *Nature*, 585, 357, doi: [10.1038/s41586-020-2649-2](https://doi.org/10.1038/s41586-020-2649-2)
- Hartman, J. D., Bakos, G. Á., Torres, G., et al. 2009, *ApJ*, 706, 785, doi: [10.1088/0004-637X/706/1/785](https://doi.org/10.1088/0004-637X/706/1/785)
- Hartman, J. D., Bakos, G. Á., Sato, B., et al. 2011a, *ApJ*, 726, 52, doi: [10.1088/0004-637X/726/1/52](https://doi.org/10.1088/0004-637X/726/1/52)
- Hartman, J. D., Bakos, G. Á., Kipping, D. M., et al. 2011b, *ApJ*, 728, 138, doi: [10.1088/0004-637X/728/2/138](https://doi.org/10.1088/0004-637X/728/2/138)
- Hartman, J. D., Bakos, G. Á., Torres, G., et al. 2011c, *ApJ*, 742, 59, doi: [10.1088/0004-637X/742/1/59](https://doi.org/10.1088/0004-637X/742/1/59)
- Hartman, J. D., Bakos, G. Á., Béky, B., et al. 2012, *AJ*, 144, 139, doi: [10.1088/0004-6256/144/5/139](https://doi.org/10.1088/0004-6256/144/5/139)
- Hartman, J. D., Bakos, G. Á., Torres, G., et al. 2014, *AJ*, 147, 128, doi: [10.1088/0004-6256/147/6/128](https://doi.org/10.1088/0004-6256/147/6/128)
- Hartman, J. D., Bhatti, W., Bakos, G. Á., et al. 2015a, *AJ*, 150, 168, doi: [10.1088/0004-6256/150/6/168](https://doi.org/10.1088/0004-6256/150/6/168)
- Hartman, J. D., Bakos, G. Á., Buchhave, L. A., et al. 2015b, *AJ*, 150, 197, doi: [10.1088/0004-6256/150/6/197](https://doi.org/10.1088/0004-6256/150/6/197)
- Hartman, J. D., Bayliss, D., Brahm, R., et al. 2015c, *AJ*, 149, 166, doi: [10.1088/0004-6256/149/5/166](https://doi.org/10.1088/0004-6256/149/5/166)
- Hartman, J. D., Bakos, G. Á., Bhatti, W., et al. 2016, *AJ*, 152, 182, doi: [10.3847/0004-6256/152/6/182](https://doi.org/10.3847/0004-6256/152/6/182)
- Hartman, J. D., Bakos, G. Á., Bayliss, D., et al. 2019, *AJ*, 157, 55, doi: [10.3847/1538-3881/aaf8b6](https://doi.org/10.3847/1538-3881/aaf8b6)
- Hartman, J. D., Jordán, A., Bayliss, D., et al. 2020, *AJ*, 159, 173, doi: [10.3847/1538-3881/ab7821](https://doi.org/10.3847/1538-3881/ab7821)
- Haswell, C. A., Fossati, L., Ayres, T., et al. 2012, *ApJ*, 760, 79, doi: [10.1088/0004-637X/760/1/79](https://doi.org/10.1088/0004-637X/760/1/79)
- Hay, K. L., Collier-Cameron, A., Doyle, A. P., et al. 2016, *MNRAS*, 463, 3276, doi: [10.1093/mnras/stw2090](https://doi.org/10.1093/mnras/stw2090)
- Hebb, L., Collier-Cameron, A., Loeillet, B., et al. 2009, *ApJ*, 693, 1920, doi: [10.1088/0004-637X/693/2/1920](https://doi.org/10.1088/0004-637X/693/2/1920)
- Hebb, L., Collier-Cameron, A., Triaud, A. H. M. J., et al. 2010, *ApJ*, 708, 224, doi: [10.1088/0004-637X/708/1/224](https://doi.org/10.1088/0004-637X/708/1/224)
- Hébrard, G., Bouchy, F., Pont, F., et al. 2008, *A&A*, 488, 763, doi: [10.1051/0004-6361:200810056](https://doi.org/10.1051/0004-6361:200810056)
- Hébrard, G., Collier-Cameron, A., Brown, D. J. A., et al. 2013, *A&A*, 549, A134, doi: [10.1051/0004-6361/201220363](https://doi.org/10.1051/0004-6361/201220363)
- Hedges, C., Saunders, N., Barentsen, G., et al. 2019, *ApJL*, 880, L5, doi: [10.3847/2041-8213/ab2a74](https://doi.org/10.3847/2041-8213/ab2a74)
- Hedges, C., Hughes, A., Zhou, G., et al. 2021, *AJ*, 162, 54, doi: [10.3847/1538-3881/ac06cd](https://doi.org/10.3847/1538-3881/ac06cd)

- Hellier, C., Anderson, D. R., Collier Cameron, A., et al. 2009a, *Nature*, 460, 1098, doi: [10.1038/nature08245](https://doi.org/10.1038/nature08245)
- Hellier, C., Anderson, D. R., Gillon, M., et al. 2009b, *ApJL*, 690, L89, doi: [10.1088/0004-637X/690/1/L89](https://doi.org/10.1088/0004-637X/690/1/L89)
- Hellier, C., Anderson, D. R., Collier Cameron, A., et al. 2010, *ApJL*, 723, L60, doi: [10.1088/2041-8205/723/1/L60](https://doi.org/10.1088/2041-8205/723/1/L60)
- . 2011, *A&A*, 535, L7, doi: [10.1051/0004-6361/201117081](https://doi.org/10.1051/0004-6361/201117081)
- . 2012, *MNRAS*, 426, 739, doi: [10.1111/j.1365-2966.2012.21780.x](https://doi.org/10.1111/j.1365-2966.2012.21780.x)
- . 2014, *MNRAS*, 440, 1982, doi: [10.1093/mnras/stu410](https://doi.org/10.1093/mnras/stu410)
- . 2015, *AJ*, 150, 18, doi: [10.1088/0004-6256/150/1/18](https://doi.org/10.1088/0004-6256/150/1/18)
- . 2017, *MNRAS*, 465, 3693, doi: [10.1093/mnras/stw3005](https://doi.org/10.1093/mnras/stw3005)
- Hellier, C., Anderson, D. R., Bouchy, F., et al. 2019a, *MNRAS*, 482, 1379, doi: [10.1093/mnras/sty2741](https://doi.org/10.1093/mnras/sty2741)
- Hellier, C., Anderson, D. R., Triaud, A. H. M. J., et al. 2019b, *MNRAS*, 488, 3067, doi: [10.1093/mnras/stz1903](https://doi.org/10.1093/mnras/stz1903)
- Hellier, C., Anderson, D. R., Barkaoui, K., et al. 2019c, *MNRAS*, 490, 1479, doi: [10.1093/mnras/stz2713](https://doi.org/10.1093/mnras/stz2713)
- Henning, T., Mancini, L., Sarkis, P., et al. 2018, *AJ*, 155, 79, doi: [10.3847/1538-3881/aaa254](https://doi.org/10.3847/1538-3881/aaa254)
- Hinse, T. C., Han, W., Yoon, J.-N., et al. 2015, *Journal of Astronomy and Space Sciences*, 32, 21, doi: [10.5140/JASS.2015.32.1.21](https://doi.org/10.5140/JASS.2015.32.1.21)
- Hirano, T., Nowak, G., Kuzuhara, M., et al. 2016, *ApJ*, 825, 53, doi: [10.3847/0004-637X/825/1/53](https://doi.org/10.3847/0004-637X/825/1/53)
- Hirano, T., Dai, F., Livingston, J. H., et al. 2018, *AJ*, 155, 124, doi: [10.3847/1538-3881/aaaa6e](https://doi.org/10.3847/1538-3881/aaaa6e)
- Hobson, M. J., Brahm, R., Jordán, A., et al. 2021, *AJ*, 161, 235, doi: [10.3847/1538-3881/abeaa1](https://doi.org/10.3847/1538-3881/abeaa1)
- Holczer, T., Mazeh, T., Nachmani, G., et al. 2016, *ApJS*, 225, 9, doi: [10.3847/0067-0049/225/1/9](https://doi.org/10.3847/0067-0049/225/1/9)
- Holman, M. J., Winn, J. N., Latham, D. W., et al. 2006, *ApJ*, 652, 1715, doi: [10.1086/508155](https://doi.org/10.1086/508155)
- . 2007, *ApJ*, 664, 1185, doi: [10.1086/519077](https://doi.org/10.1086/519077)
- Howard, A. W., Johnson, J. A., Marcy, G. W., et al. 2011, *ApJ*, 730, 10, doi: [10.1088/0004-637X/730/1/10](https://doi.org/10.1088/0004-637X/730/1/10)
- Howard, A. W., Bakos, G. Á., Hartman, J., et al. 2012, *ApJ*, 749, 134, doi: [10.1088/0004-637X/749/2/134](https://doi.org/10.1088/0004-637X/749/2/134)
- Howell, S. B., Sobeck, C., Haas, M., et al. 2014, *PASP*, 126, 398, doi: [10.1086/676406](https://doi.org/10.1086/676406)
- Hoyer, S., Pallé, E., Dragomir, D., & Murgas, F. 2016, *AJ*, 151, 137, doi: [10.3847/0004-6256/151/6/137](https://doi.org/10.3847/0004-6256/151/6/137)
- Hoyer, S., Rojo, P., & López-Morales, M. 2012, *ApJ*, 748, 22, doi: [10.1088/0004-637X/748/1/22](https://doi.org/10.1088/0004-637X/748/1/22)
- Hoyer, S., López-Morales, M., Rojo, P., et al. 2013, *MNRAS*, 434, 46, doi: [10.1093/mnras/stt962](https://doi.org/10.1093/mnras/stt962)
- Hrudková, M., Skillen, I., Benn, C. R., et al. 2010, *MNRAS*, 403, 2111, doi: [10.1111/j.1365-2966.2010.16247.x](https://doi.org/10.1111/j.1365-2966.2010.16247.x)
- Huang, C. X., Hartman, J. D., Bakos, G. Á., et al. 2015a, *AJ*, 150, 85, doi: [10.1088/0004-6256/150/3/85](https://doi.org/10.1088/0004-6256/150/3/85)
- Huang, C. X., Quinn, S. N., Vanderburg, A., et al. 2020, *ApJL*, 892, L7, doi: [10.3847/2041-8213/ab7302](https://doi.org/10.3847/2041-8213/ab7302)
- Huang, X., Bakos, G., & Hartman, J. 2015b, in *IAU General Assembly*, Vol. 29, 2159630
- Huitson, C. M., Désert, J. M., Bean, J. L., et al. 2017, *AJ*, 154, 95, doi: [10.3847/1538-3881/aa7f72](https://doi.org/10.3847/1538-3881/aa7f72)
- Huitson, C. M., Sing, D. K., Pont, F., et al. 2013, *MNRAS*, 434, 3252, doi: [10.1093/mnras/stt1243](https://doi.org/10.1093/mnras/stt1243)
- Hunter, J. D. 2007, *Computing in Science and Engineering*, 9, 90, doi: [10.1109/MCSE.2007.55](https://doi.org/10.1109/MCSE.2007.55)
- Irwin, J., Charbonneau, D., Nutzman, P., et al. 2008, *ApJ*, 681, 636, doi: [10.1086/588461](https://doi.org/10.1086/588461)
- Ivshina, E. S., & Winn, J. N. 2022, *ApJS*, 259, 62, doi: [10.3847/1538-4365/ac545b](https://doi.org/10.3847/1538-4365/ac545b)
- Jenkins, J. S., Díaz, M. R., Kurtovic, N. T., et al. 2020, *Nature Astronomy*, 4, 1148, doi: [10.1038/s41550-020-1142-z](https://doi.org/10.1038/s41550-020-1142-z)
- Jiang, I.-G., Lai, C.-Y., Savushkin, A., et al. 2016, *AJ*, 151, 17, doi: [10.3847/0004-6256/151/1/17](https://doi.org/10.3847/0004-6256/151/1/17)
- Johns, D., Reed, P. A., Rodriguez, J. E., et al. 2019, *AJ*, 158, 78, doi: [10.3847/1538-3881/ab24c7](https://doi.org/10.3847/1538-3881/ab24c7)
- Johns-Krull, C. M., McCullough, P. R., Burke, C. J., et al. 2008, *ApJ*, 677, 657, doi: [10.1086/528950](https://doi.org/10.1086/528950)
- Johnson, J. A., Winn, J. N., Albrecht, S., et al. 2009a, *PASP*, 121, 1104, doi: [10.1086/644604](https://doi.org/10.1086/644604)
- Johnson, J. A., Winn, J. N., Cabrera, N. E., & Carter, J. A. 2009b, *ApJL*, 692, L100, doi: [10.1088/0004-637X/692/2/L100](https://doi.org/10.1088/0004-637X/692/2/L100)
- Johnson, J. A., Winn, J. N., Narita, N., et al. 2008, *ApJ*, 686, 649, doi: [10.1086/591078](https://doi.org/10.1086/591078)
- Johnson, J. A., Winn, J. N., Bakos, G. Á., et al. 2011, *ApJ*, 735, 24, doi: [10.1088/0004-637X/735/1/24](https://doi.org/10.1088/0004-637X/735/1/24)
- Johnson, M. C., Gandolfi, D., Fridlund, M., et al. 2016, *AJ*, 151, 171, doi: [10.3847/0004-6256/151/6/171](https://doi.org/10.3847/0004-6256/151/6/171)
- Johnson, M. C., Dai, F., Justesen, A. B., et al. 2018a, *MNRAS*, 481, 596, doi: [10.1093/mnras/sty2238](https://doi.org/10.1093/mnras/sty2238)
- Johnson, M. C., Rodriguez, J. E., Zhou, G., et al. 2018b, *AJ*, 155, 100, doi: [10.3847/1538-3881/aaa5af](https://doi.org/10.3847/1538-3881/aaa5af)
- Jones, M. I., Brahm, R., Espinoza, N., et al. 2018, *A&A*, 613, A76, doi: [10.1051/0004-6361/201731478](https://doi.org/10.1051/0004-6361/201731478)
- . 2019, *A&A*, 625, A16, doi: [10.1051/0004-6361/201834640](https://doi.org/10.1051/0004-6361/201834640)
- Jordán, A., Brahm, R., Bakos, G. Á., et al. 2014, *AJ*, 148, 29, doi: [10.1088/0004-6256/148/2/29](https://doi.org/10.1088/0004-6256/148/2/29)
- Jordán, A., Brahm, R., Espinoza, N., et al. 2020, *AJ*, 159, 145, doi: [10.3847/1538-3881/ab6f67](https://doi.org/10.3847/1538-3881/ab6f67)
- Joshi, Y. C., Pollacco, D., Collier Cameron, A., et al. 2009, *MNRAS*, 392, 1532, doi: [10.1111/j.1365-2966.2008.14178.x](https://doi.org/10.1111/j.1365-2966.2008.14178.x)

- Juncher, D., Buchhave, L. A., Hartman, J. D., et al. 2015, *PASP*, 127, 851, doi: [10.1086/682725](https://doi.org/10.1086/682725)
- Kain, I. J., Newton, E. R., Dittmann, J. A., et al. 2020, *AJ*, 159, 83, doi: [10.3847/1538-3881/ab655b](https://doi.org/10.3847/1538-3881/ab655b)
- Kammer, J. A., Knutson, H. A., Line, M. R., et al. 2015, *ApJ*, 810, 118, doi: [10.1088/0004-637X/810/2/118](https://doi.org/10.1088/0004-637X/810/2/118)
- Kanodia, S., Cañas, C. I., Stefansson, G., et al. 2020, *ApJ*, 899, 29, doi: [10.3847/1538-4357/aba0a2](https://doi.org/10.3847/1538-4357/aba0a2)
- Khandelwal, A., Chaturvedi, P., Chakraborty, A., et al. 2022, *MNRAS*, 509, 3339, doi: [10.1093/mnras/stab2970](https://doi.org/10.1093/mnras/stab2970)
- Kipping, D., Nesvorný, D., Hartman, J., et al. 2019, *MNRAS*, 486, 4980, doi: [10.1093/mnras/stz1141](https://doi.org/10.1093/mnras/stz1141)
- Kipping, D. M., Bakos, G. Á., Hartman, J., et al. 2010, *ApJ*, 725, 2017, doi: [10.1088/0004-637X/725/2/2017](https://doi.org/10.1088/0004-637X/725/2/2017)
- Kipping, D. M., Hartman, J., Bakos, G. Á., et al. 2011, *AJ*, 142, 95, doi: [10.1088/0004-6256/142/3/95](https://doi.org/10.1088/0004-6256/142/3/95)
- Kirk, J., López-Morales, M., Wheatley, P. J., et al. 2019, *AJ*, 158, 144, doi: [10.3847/1538-3881/ab397d](https://doi.org/10.3847/1538-3881/ab397d)
- Kirk, J., Wheatley, P. J., Loudon, T., et al. 2017, *MNRAS*, 468, 3907, doi: [10.1093/mnras/stx752](https://doi.org/10.1093/mnras/stx752)
- . 2016, *MNRAS*, 463, 2922, doi: [10.1093/mnras/stw2205](https://doi.org/10.1093/mnras/stw2205)
- . 2018, *MNRAS*, 474, 876, doi: [10.1093/mnras/stx2826](https://doi.org/10.1093/mnras/stx2826)
- Kirk, J., Rackham, B. V., MacDonald, R. J., et al. 2021, *AJ*, 162, 34, doi: [10.3847/1538-3881/abfcd2](https://doi.org/10.3847/1538-3881/abfcd2)
- Kjurkchieva, D., Dimitrov, D., & Ibryamov, S. 2016, *Bulgarian Astronomical Journal*, 24, 101. <https://arxiv.org/abs/1512.06433>
- Knutson, H. A., Benneke, B., Deming, D., & Homeier, D. 2014a, *Nature*, 505, 66, doi: [10.1038/nature12887](https://doi.org/10.1038/nature12887)
- Knutson, H. A., Charbonneau, D., Cowan, N. B., et al. 2009, *ApJ*, 703, 769, doi: [10.1088/0004-637X/703/1/769](https://doi.org/10.1088/0004-637X/703/1/769)
- Knutson, H. A., Madhusudhan, N., Cowan, N. B., et al. 2011, *ApJ*, 735, 27, doi: [10.1088/0004-637X/735/1/27](https://doi.org/10.1088/0004-637X/735/1/27)
- Knutson, H. A., Lewis, N., Fortney, J. J., et al. 2012, *ApJ*, 754, 22, doi: [10.1088/0004-637X/754/1/22](https://doi.org/10.1088/0004-637X/754/1/22)
- Knutson, H. A., Dragomir, D., Kreidberg, L., et al. 2014b, *ApJ*, 794, 155, doi: [10.1088/0004-637X/794/2/155](https://doi.org/10.1088/0004-637X/794/2/155)
- Koch, D. G., Borucki, W. J., Basri, G., et al. 2010a, *ApJL*, 713, L79, doi: [10.1088/2041-8205/713/2/L79](https://doi.org/10.1088/2041-8205/713/2/L79)
- Koch, D. G., Borucki, W. J., Rowe, J. F., et al. 2010b, *ApJL*, 713, L131, doi: [10.1088/2041-8205/713/2/L131](https://doi.org/10.1088/2041-8205/713/2/L131)
- Kokori, A., Tsiaras, A., Edwards, B., et al. 2021, *Experimental Astronomy*, doi: [10.1007/s10686-020-09696-3](https://doi.org/10.1007/s10686-020-09696-3)
- . 2022, *ApJS*, 258, 40, doi: [10.3847/1538-4365/ac3a10](https://doi.org/10.3847/1538-4365/ac3a10)
- Korth, J., Csizmadia, S., Gandolfi, D., et al. 2019, *MNRAS*, 482, 1807, doi: [10.1093/mnras/sty2760](https://doi.org/10.1093/mnras/sty2760)
- Kossakowski, D., Espinoza, N., Brahm, R., et al. 2019, *MNRAS*, 490, 1094, doi: [10.1093/mnras/stz2433](https://doi.org/10.1093/mnras/stz2433)
- Kossakowski, D., Kemmer, J., Bluhm, P., et al. 2021, *A&A*, 656, A124, doi: [10.1051/0004-6361/202141587](https://doi.org/10.1051/0004-6361/202141587)
- Kostov, V. B., Schlieder, J. E., Barclay, T., et al. 2019, *AJ*, 158, 32, doi: [10.3847/1538-3881/ab2459](https://doi.org/10.3847/1538-3881/ab2459)
- Kovács, G., Bakos, G. Á., Torres, G., et al. 2007, *ApJL*, 670, L41, doi: [10.1086/524058](https://doi.org/10.1086/524058)
- Kovács, G., Bakos, G. Á., Hartman, J. D., et al. 2010, *ApJ*, 724, 866, doi: [10.1088/0004-637X/724/2/866](https://doi.org/10.1088/0004-637X/724/2/866)
- Kozłowski, S. K., Sybilski, P. W., Konacki, M., et al. 2017, *PASP*, 129, 105001, doi: [10.1088/1538-3873/aa83aa](https://doi.org/10.1088/1538-3873/aa83aa)
- Kreidberg, L., Line, M. R., Bean, J. L., et al. 2015, *ApJ*, 814, 66, doi: [10.1088/0004-637X/814/1/66](https://doi.org/10.1088/0004-637X/814/1/66)
- Kuhn, R. B., Rodriguez, J. E., Collins, K. A., et al. 2016, *MNRAS*, 459, 4281, doi: [10.1093/mnras/stw880](https://doi.org/10.1093/mnras/stw880)
- Kundurthy, P., Becker, A. C., Agol, E., Barnes, R., & Williams, B. 2013, *ApJ*, 764, 8, doi: [10.1088/0004-637X/764/1/8](https://doi.org/10.1088/0004-637X/764/1/8)
- Lacedelli, G., Malavolta, L., Borsato, L., et al. 2021, *MNRAS*, 501, 4148, doi: [10.1093/mnras/staa3728](https://doi.org/10.1093/mnras/staa3728)
- Lam, K. W. F., Faedi, F., Brown, D. J. A., et al. 2017, *A&A*, 599, A3, doi: [10.1051/0004-6361/201629403](https://doi.org/10.1051/0004-6361/201629403)
- Latham, D. W., Bakos, G. Á., Torres, G., et al. 2009, *ApJ*, 704, 1107, doi: [10.1088/0004-637X/704/2/1107](https://doi.org/10.1088/0004-637X/704/2/1107)
- Latham, D. W., Borucki, W. J., Koch, D. G., et al. 2010, *ApJL*, 713, L140, doi: [10.1088/2041-8205/713/2/L140](https://doi.org/10.1088/2041-8205/713/2/L140)
- Lee, J. W., Youn, J.-H., Kim, S.-L., Lee, C.-U., & Hinse, T. C. 2012, *AJ*, 143, 95, doi: [10.1088/0004-6256/143/4/95](https://doi.org/10.1088/0004-6256/143/4/95)
- Lendl, M., Cubillos, P. E., Hagelberg, J., et al. 2017a, *A&A*, 606, A18, doi: [10.1051/0004-6361/201731242](https://doi.org/10.1051/0004-6361/201731242)
- Lendl, M., Gillon, M., Queloz, D., et al. 2013, *A&A*, 552, A2, doi: [10.1051/0004-6361/201220924](https://doi.org/10.1051/0004-6361/201220924)
- Lendl, M., Anderson, D. R., Collier-Cameron, A., et al. 2012, *A&A*, 544, A72, doi: [10.1051/0004-6361/201219585](https://doi.org/10.1051/0004-6361/201219585)
- Lendl, M., Triaud, A. H. M. J., Anderson, D. R., et al. 2014, *A&A*, 568, A81, doi: [10.1051/0004-6361/201424481](https://doi.org/10.1051/0004-6361/201424481)
- Lendl, M., Delrez, L., Gillon, M., et al. 2016, *A&A*, 587, A67, doi: [10.1051/0004-6361/201527594](https://doi.org/10.1051/0004-6361/201527594)
- Lendl, M., Ehrenreich, D., Turner, O. D., et al. 2017b, *A&A*, 603, L5, doi: [10.1051/0004-6361/201731278](https://doi.org/10.1051/0004-6361/201731278)
- Lendl, M., Anderson, D. R., Bonfanti, A., et al. 2019, *MNRAS*, 482, 301, doi: [10.1093/mnras/sty2667](https://doi.org/10.1093/mnras/sty2667)
- Lewis, N. K., Knutson, H. A., Showman, A. P., et al. 2013, *ApJ*, 766, 95, doi: [10.1088/0004-637X/766/2/95](https://doi.org/10.1088/0004-637X/766/2/95)
- Lillo-Box, J., Barrado, D., Santos, N. C., et al. 2015, *A&A*, 577, A105, doi: [10.1051/0004-6361/201425428](https://doi.org/10.1051/0004-6361/201425428)
- Lindor, B. M., Hartman, J. D., Bakos, G. Á., et al. 2021, *AJ*, 161, 64, doi: [10.3847/1538-3881/abc700](https://doi.org/10.3847/1538-3881/abc700)

- Line, M. R., Knutson, H., Deming, D., Wilkins, A., & Desert, J.-M. 2013, *ApJ*, 778, 183, doi: [10.1088/0004-637X/778/2/183](https://doi.org/10.1088/0004-637X/778/2/183)
- Lister, T. A., Anderson, D. R., Gillon, M., et al. 2009, *ApJ*, 703, 752, doi: [10.1088/0004-637X/703/1/752](https://doi.org/10.1088/0004-637X/703/1/752)
- Louden, T., Wheatley, P. J., Irwin, P. G. J., Kirk, J., & Skillen, I. 2017, *MNRAS*, 470, 742, doi: [10.1093/mnras/stx984](https://doi.org/10.1093/mnras/stx984)
- Lund, M. B., Rodriguez, J. E., Zhou, G., et al. 2017, *AJ*, 154, 194, doi: [10.3847/1538-3881/aa8f95](https://doi.org/10.3847/1538-3881/aa8f95)
- Luque, R., Pallé, E., Kossakowski, D., et al. 2019, *A&A*, 628, A39, doi: [10.1051/0004-6361/201935801](https://doi.org/10.1051/0004-6361/201935801)
- Luque, R., Serrano, L. M., Molaverdikhani, K., et al. 2021, *A&A*, 645, A41, doi: [10.1051/0004-6361/202039455](https://doi.org/10.1051/0004-6361/202039455)
- Maciejewski, G. 2020, *AcA*, 70, 181, doi: [10.32023/0001-5237/70.3.2](https://doi.org/10.32023/0001-5237/70.3.2)
- Maciejewski, G., Errmann, R., Raetz, S., et al. 2011a, *A&A*, 528, A65, doi: [10.1051/0004-6361/201016268](https://doi.org/10.1051/0004-6361/201016268)
- Maciejewski, G., Raetz, S., Nettelmann, N., et al. 2011b, *A&A*, 535, A7, doi: [10.1051/0004-6361/201117127](https://doi.org/10.1051/0004-6361/201117127)
- Maciejewski, G., Dimitrov, D., Neuhäuser, R., et al. 2010, *MNRAS*, 407, 2625, doi: [10.1111/j.1365-2966.2010.17099.x](https://doi.org/10.1111/j.1365-2966.2010.17099.x)
- . 2011c, *MNRAS*, 411, 1204, doi: [10.1111/j.1365-2966.2010.17753.x](https://doi.org/10.1111/j.1365-2966.2010.17753.x)
- Maciejewski, G., Dimitrov, D., Seeliger, M., et al. 2013a, *A&A*, 551, A108, doi: [10.1051/0004-6361/201220739](https://doi.org/10.1051/0004-6361/201220739)
- Maciejewski, G., Niedzielski, A., Wolszczan, A., et al. 2013b, *AJ*, 146, 147, doi: [10.1088/0004-6256/146/6/147](https://doi.org/10.1088/0004-6256/146/6/147)
- Maciejewski, G., Ohlert, J., Dimitrov, D., et al. 2014, *AcA*, 64, 11. <https://arxiv.org/abs/1402.6518>
- Maciejewski, G., Fernández, M., Aceituno, F. J., et al. 2015, *A&A*, 577, A109, doi: [10.1051/0004-6361/201526031](https://doi.org/10.1051/0004-6361/201526031)
- Maciejewski, G., Dimitrov, D., Fernández, M., et al. 2016a, *A&A*, 588, L6, doi: [10.1051/0004-6361/201628312](https://doi.org/10.1051/0004-6361/201628312)
- Maciejewski, G., Dimitrov, D., Mancini, L., et al. 2016b, *AcA*, 66, 55. <https://arxiv.org/abs/1603.03268>
- Maciejewski, G., Fernández, M., Aceituno, F., et al. 2018, *AcA*, 68, 371, doi: [10.32023/0001-5237/68.4.4](https://doi.org/10.32023/0001-5237/68.4.4)
- Mallon, M., Juvan-Beaulieu, I., Sedaghati, E., et al. 2019a, *Research Notes of the American Astronomical Society*, 3, 123, doi: [10.3847/2515-5172/ab3f29](https://doi.org/10.3847/2515-5172/ab3f29)
- Mallon, M., & Strassmeier, K. G. 2016, *A&A*, 590, A100, doi: [10.1051/0004-6361/201527898](https://doi.org/10.1051/0004-6361/201527898)
- Mallon, M., Nascimbeni, V., Weingrill, J., et al. 2015a, *A&A*, 583, A138, doi: [10.1051/0004-6361/201425395](https://doi.org/10.1051/0004-6361/201425395)
- Mallon, M., von Essen, C., Weingrill, J., et al. 2015b, *A&A*, 580, A60, doi: [10.1051/0004-6361/201423778](https://doi.org/10.1051/0004-6361/201423778)
- Mallon, M., von Essen, C., Herrero, E., et al. 2019b, *A&A*, 622, A81, doi: [10.1051/0004-6361/201834194](https://doi.org/10.1051/0004-6361/201834194)
- Mancini, L., Giordano, M., Mollière, P., et al. 2016a, *MNRAS*, 461, 1053, doi: [10.1093/mnras/stw1386](https://doi.org/10.1093/mnras/stw1386)
- Mancini, L., Kemmer, J., Southworth, J., et al. 2016b, *MNRAS*, 459, 1393, doi: [10.1093/mnras/stw659](https://doi.org/10.1093/mnras/stw659)
- Mancini, L., Ciceri, S., Chen, G., et al. 2013a, *MNRAS*, 436, 2, doi: [10.1093/mnras/stt1394](https://doi.org/10.1093/mnras/stt1394)
- Mancini, L., Southworth, J., Ciceri, S., et al. 2013b, *A&A*, 551, A11, doi: [10.1051/0004-6361/201220291](https://doi.org/10.1051/0004-6361/201220291)
- Mancini, L., Nikolov, N., Southworth, J., et al. 2013c, *MNRAS*, 430, 2932, doi: [10.1093/mnras/stt095](https://doi.org/10.1093/mnras/stt095)
- Mancini, L., Southworth, J., Ciceri, S., et al. 2014a, *MNRAS*, 443, 2391, doi: [10.1093/mnras/stu1286](https://doi.org/10.1093/mnras/stu1286)
- . 2014b, *A&A*, 568, A127, doi: [10.1051/0004-6361/201424106](https://doi.org/10.1051/0004-6361/201424106)
- . 2014c, *A&A*, 562, A126, doi: [10.1051/0004-6361/201323265](https://doi.org/10.1051/0004-6361/201323265)
- Mancini, L., Hartman, J. D., Penev, K., et al. 2015a, *A&A*, 580, A63, doi: [10.1051/0004-6361/201526069](https://doi.org/10.1051/0004-6361/201526069)
- Mancini, L., Esposito, M., Covino, E., et al. 2015b, *A&A*, 579, A136, doi: [10.1051/0004-6361/201526030](https://doi.org/10.1051/0004-6361/201526030)
- Mancini, L., Southworth, J., Raia, G., et al. 2017, *MNRAS*, 465, 843, doi: [10.1093/mnras/stw1987](https://doi.org/10.1093/mnras/stw1987)
- Mancini, L., Esposito, M., Covino, E., et al. 2018, *A&A*, 613, A41, doi: [10.1051/0004-6361/201732234](https://doi.org/10.1051/0004-6361/201732234)
- Mancini, L., Southworth, J., Mollière, P., et al. 2019, *MNRAS*, 485, 5168, doi: [10.1093/mnras/stz661](https://doi.org/10.1093/mnras/stz661)
- Mancini, L., Sarkis, P., Henning, T., et al. 2020, *A&A*, 633, A30, doi: [10.1051/0004-6361/201936532](https://doi.org/10.1051/0004-6361/201936532)
- Mandushev, G., O'Donovan, F. T., Charbonneau, D., et al. 2007, *ApJL*, 667, L195, doi: [10.1086/522115](https://doi.org/10.1086/522115)
- Mandushev, G., Quinn, S. N., Buchhave, L. A., et al. 2011, *ApJ*, 741, 114, doi: [10.1088/0004-637X/741/2/114](https://doi.org/10.1088/0004-637X/741/2/114)
- Mann, A. W., Gaidos, E., Mace, G. N., et al. 2016, *ApJ*, 818, 46, doi: [10.3847/0004-637X/818/1/46](https://doi.org/10.3847/0004-637X/818/1/46)
- Mann, A. W., Johnson, M. C., Vanderburg, A., et al. 2020, *AJ*, 160, 179, doi: [10.3847/1538-3881/abae64](https://doi.org/10.3847/1538-3881/abae64)
- Mannaday, V. K., Thakur, P., Jiang, I.-G., et al. 2020, *AJ*, 160, 47, doi: [10.3847/1538-3881/ab9818](https://doi.org/10.3847/1538-3881/ab9818)
- Mansfield, M., Bean, J. L., Stevenson, K. B., et al. 2020, *ApJL*, 888, L15, doi: [10.3847/2041-8213/ab5b09](https://doi.org/10.3847/2041-8213/ab5b09)
- Martin, D. V., El-Badry, K., Hodžić, V. K., et al. 2021, *MNRAS*, 507, 4132, doi: [10.1093/mnras/stab2129](https://doi.org/10.1093/mnras/stab2129)
- Masuda, K. 2017, *AJ*, 154, 64, doi: [10.3847/1538-3881/aa7aeb](https://doi.org/10.3847/1538-3881/aa7aeb)
- Masuda, K., Hirano, T., Taruya, A., Nagasawa, M., & Suto, Y. 2013, *ApJ*, 778, 185, doi: [10.1088/0004-637X/778/2/185](https://doi.org/10.1088/0004-637X/778/2/185)
- Maxted, P. F. L., Anderson, D. R., Gillon, M., et al. 2010a, *AJ*, 140, 2007, doi: [10.1088/0004-6256/140/6/2007](https://doi.org/10.1088/0004-6256/140/6/2007)

- Maxted, P. F. L., Anderson, D. R., Collier Cameron, A., et al. 2010b, *PASP*, 122, 1465, doi: [10.1086/657658](https://doi.org/10.1086/657658)
- . 2011, *PASP*, 123, 547, doi: [10.1086/660007](https://doi.org/10.1086/660007)
- . 2013a, *PASP*, 125, 48, doi: [10.1086/669231](https://doi.org/10.1086/669231)
- Maxted, P. F. L., Anderson, D. R., Doyle, A. P., et al. 2013b, *MNRAS*, 428, 2645, doi: [10.1093/mnras/sts231](https://doi.org/10.1093/mnras/sts231)
- Maxted, P. F. L., Anderson, D. R., Collier Cameron, A., et al. 2016, *A&A*, 591, A55, doi: [10.1051/0004-6361/201628250](https://doi.org/10.1051/0004-6361/201628250)
- Maxted, P. F. L., Ehrenreich, D., Wilson, T. G., et al. 2021, *MNRAS*, doi: [10.1093/mnras/stab3371](https://doi.org/10.1093/mnras/stab3371)
- Mayo, A. W., Vanderburg, A., Latham, D. W., et al. 2018, *AJ*, 155, 136, doi: [10.3847/1538-3881/aaadff](https://doi.org/10.3847/1538-3881/aaadff)
- McCullough, P. R., Stys, J. E., Valenti, J. A., et al. 2006, *ApJ*, 648, 1228, doi: [10.1086/505651](https://doi.org/10.1086/505651)
- McCullough, P. R., Burke, C. J., Valenti, J. A., et al. 2008, arXiv e-prints, arXiv:0805.2921. <https://arxiv.org/abs/0805.2921>
- McLeod, K. K., Rodriguez, J. E., Oelkers, R. J., et al. 2017, *AJ*, 153, 263, doi: [10.3847/1538-3881/aa6d5d](https://doi.org/10.3847/1538-3881/aa6d5d)
- Mékarnia, D., Guillot, T., Rivet, J.-P., et al. 2016, *MNRAS*, 463, 45, doi: [10.1093/mnras/stw1934](https://doi.org/10.1093/mnras/stw1934)
- Ment, K., Dittmann, J. A., Astudillo-Defru, N., et al. 2019, *AJ*, 157, 32, doi: [10.3847/1538-3881/aaf1b1](https://doi.org/10.3847/1538-3881/aaf1b1)
- Miller-Ricci, E., Rowe, J. F., Sasselov, D., et al. 2008, *ApJ*, 682, 586, doi: [10.1086/587446](https://doi.org/10.1086/587446)
- Mislis, D., Schröter, S., Schmitt, J. H. M. M., Cordes, O., & Reif, K. 2010, *A&A*, 510, A107, doi: [10.1051/0004-6361/200912910](https://doi.org/10.1051/0004-6361/200912910)
- Mislis, D., Mancini, L., Tregloan-Reed, J., et al. 2015, *MNRAS*, 448, 2617, doi: [10.1093/mnras/stv197](https://doi.org/10.1093/mnras/stv197)
- Mohler-Fischer, M., Mancini, L., Hartman, J. D., et al. 2013, *A&A*, 558, A55, doi: [10.1051/0004-6361/201321663](https://doi.org/10.1051/0004-6361/201321663)
- Montalto, M., Gregorio, J., Boué, G., et al. 2012, *MNRAS*, 427, 2757, doi: [10.1111/j.1365-2966.2012.21926.x](https://doi.org/10.1111/j.1365-2966.2012.21926.x)
- Montalto, M., Malavolta, L., Gregorio, J., et al. 2022, *MNRAS*, 509, 2908, doi: [10.1093/mnras/stab2923](https://doi.org/10.1093/mnras/stab2923)
- Morello, G., Claret, A., Martin-Lagarde, M., et al. 2020, *AJ*, 159, 75, doi: [10.3847/1538-3881/ab63dc](https://doi.org/10.3847/1538-3881/ab63dc)
- Morello, G., Waldmann, I. P., Tinetti, G., et al. 2014, *ApJ*, 786, 22, doi: [10.1088/0004-637X/786/1/22](https://doi.org/10.1088/0004-637X/786/1/22)
- Morton, T. D., Bryson, S. T., Coughlin, J. L., et al. 2016, *ApJ*, 822, 86, doi: [10.3847/0004-637X/822/2/86](https://doi.org/10.3847/0004-637X/822/2/86)
- Motalebi, F., Udry, S., Gillon, M., et al. 2015, *A&A*, 584, A72, doi: [10.1051/0004-6361/201526822](https://doi.org/10.1051/0004-6361/201526822)
- Moutou, C., Almenara, J. M., Hébrard, G., et al. 2021, *A&A*, 653, A147, doi: [10.1051/0004-6361/202141151](https://doi.org/10.1051/0004-6361/202141151)
- Močnik, T., Hellier, C., Anderson, D. R., Clark, B. J. M., & Southworth, J. 2017a, *MNRAS*, 469, 1622, doi: [10.1093/mnras/stx972](https://doi.org/10.1093/mnras/stx972)
- Močnik, T., Southworth, J., & Hellier, C. 2017b, *MNRAS*, 471, 394, doi: [10.1093/mnras/stx1557](https://doi.org/10.1093/mnras/stx1557)
- Močnik, T., Anderson, D. R., Brown, D. J. A., et al. 2016, *PASP*, 128, 124403, doi: [10.1088/1538-3873/128/970/124403](https://doi.org/10.1088/1538-3873/128/970/124403)
- Moyano, M., Almeida, L. A., von Essen, C., Jablonski, F., & Pereira, M. G. 2017, *MNRAS*, 471, 650, doi: [10.1093/mnras/stx1612](https://doi.org/10.1093/mnras/stx1612)
- Mugnai, L. V., Modirrousta-Galian, D., Edwards, B., et al. 2021, *AJ*, 161, 284, doi: [10.3847/1538-3881/abf3c3](https://doi.org/10.3847/1538-3881/abf3c3)
- Murgas, F., Chen, G., Nortmann, L., Palle, E., & Nowak, G. 2020, *A&A*, 641, A158, doi: [10.1051/0004-6361/202038161](https://doi.org/10.1051/0004-6361/202038161)
- Murgas, F., Chen, G., Pallé, E., Nortmann, L., & Nowak, G. 2019, *A&A*, 622, A172, doi: [10.1051/0004-6361/201834063](https://doi.org/10.1051/0004-6361/201834063)
- Murgas, F., Pallé, E., Parviainen, H., et al. 2017, *A&A*, 605, A114, doi: [10.1051/0004-6361/201730937](https://doi.org/10.1051/0004-6361/201730937)
- Murgas, F., Pallé, E., Zapatero Osorio, M. R., et al. 2014, *A&A*, 563, A41, doi: [10.1051/0004-6361/201322374](https://doi.org/10.1051/0004-6361/201322374)
- Murgas, F., Astudillo-Defru, N., Bonfils, X., et al. 2021, *A&A*, 653, A60, doi: [10.1051/0004-6361/202140718](https://doi.org/10.1051/0004-6361/202140718)
- Narita, N., Hirano, T., Sanchis-Ojeda, R., et al. 2010, *PASJ*, 62, L61, doi: [10.1093/pasj/62.6.L61](https://doi.org/10.1093/pasj/62.6.L61)
- Narita, N., Sato, B., Ohshima, O., & Winn, J. N. 2008, *PASJ*, 60, L1, doi: [10.1093/pasj/60.2.L1](https://doi.org/10.1093/pasj/60.2.L1)
- Narita, N., Enya, K., Sato, B., et al. 2007, *PASJ*, 59, 763, doi: [10.1093/pasj/59.4.763](https://doi.org/10.1093/pasj/59.4.763)
- Narita, N., Hirano, T., Fukui, A., et al. 2015, *ApJ*, 815, 47, doi: [10.1088/0004-637X/815/1/47](https://doi.org/10.1088/0004-637X/815/1/47)
- Nascimbeni, V., Piotto, G., Bedin, L. R., & Damasso, M. 2011a, *A&A*, 527, A85, doi: [10.1051/0004-6361/201015199](https://doi.org/10.1051/0004-6361/201015199)
- Nascimbeni, V., Piotto, G., Bedin, L. R., et al. 2011b, *A&A*, 532, A24, doi: [10.1051/0004-6361/201116830](https://doi.org/10.1051/0004-6361/201116830)
- Nascimbeni, V., Piotto, G., Pagano, I., et al. 2013a, *A&A*, 559, A32, doi: [10.1051/0004-6361/201321971](https://doi.org/10.1051/0004-6361/201321971)
- Nascimbeni, V., Cunial, A., Murabito, S., et al. 2013b, *A&A*, 549, A30, doi: [10.1051/0004-6361/201219601](https://doi.org/10.1051/0004-6361/201219601)
- Neveu-VanMalle, M., Queloz, D., Anderson, D. R., et al. 2014, *A&A*, 572, A49, doi: [10.1051/0004-6361/201424744](https://doi.org/10.1051/0004-6361/201424744)
- . 2016, *A&A*, 586, A93, doi: [10.1051/0004-6361/201526965](https://doi.org/10.1051/0004-6361/201526965)
- Newton, E. R., Mann, A. W., Kraus, A. L., et al. 2021, *AJ*, 161, 65, doi: [10.3847/1538-3881/abcccc6](https://doi.org/10.3847/1538-3881/abcccc6)
- Nielsen, L. D., Bouchy, F., Turner, O. D., et al. 2019, *MNRAS*, 489, 2478, doi: [10.1093/mnras/stz2351](https://doi.org/10.1093/mnras/stz2351)
- Nielsen, L. D., Brahm, R., Bouchy, F., et al. 2020a, *A&A*, 639, A76, doi: [10.1051/0004-6361/202037941](https://doi.org/10.1051/0004-6361/202037941)

- Nielsen, L. D., Gandolfi, D., Armstrong, D. J., et al. 2020b, *MNRAS*, 492, 5399, doi: [10.1093/mnras/staa197](https://doi.org/10.1093/mnras/staa197)
- Nikolov, N., Chen, G., Fortney, J. J., et al. 2013, *A&A*, 553, A26, doi: [10.1051/0004-6361/201321084](https://doi.org/10.1051/0004-6361/201321084)
- Nikolov, N., Sing, D. K., Pont, F., et al. 2014, *MNRAS*, 437, 46, doi: [10.1093/mnras/stt1859](https://doi.org/10.1093/mnras/stt1859)
- Nikolov, N., Sing, D. K., Burrows, A. S., et al. 2015, *MNRAS*, 447, 463, doi: [10.1093/mnras/stu2433](https://doi.org/10.1093/mnras/stu2433)
- Nikolov, N., Sing, D. K., Fortney, J. J., et al. 2018, *Nature*, 557, 526, doi: [10.1038/s41586-018-0101-7](https://doi.org/10.1038/s41586-018-0101-7)
- Niraula, P., Redfield, S., Dai, F., et al. 2017, *AJ*, 154, 266, doi: [10.3847/1538-3881/aa957c](https://doi.org/10.3847/1538-3881/aa957c)
- Noyes, R. W., Bakos, G. Á., Torres, G., et al. 2008, *ApJL*, 673, L79, doi: [10.1086/527358](https://doi.org/10.1086/527358)
- Nutzman, P., Charbonneau, D., Winn, J. N., et al. 2009, *ApJ*, 692, 229, doi: [10.1088/0004-637X/692/1/229](https://doi.org/10.1088/0004-637X/692/1/229)
- Nutzman, P., Gilliland, R. L., McCullough, P. R., et al. 2011, *ApJ*, 726, 3, doi: [10.1088/0004-637X/726/1/3](https://doi.org/10.1088/0004-637X/726/1/3)
- Oberst, T. E., Rodriguez, J. E., Colón, K. D., et al. 2017, *AJ*, 153, 97, doi: [10.3847/1538-3881/153/3/97](https://doi.org/10.3847/1538-3881/153/3/97)
- O'Donovan, F. T., Charbonneau, D., Mandushev, G., et al. 2006, *ApJL*, 651, L61, doi: [10.1086/509123](https://doi.org/10.1086/509123)
- O'Donovan, F. T., Charbonneau, D., Bakos, G. Á., et al. 2007, *ApJL*, 663, L37, doi: [10.1086/519793](https://doi.org/10.1086/519793)
- Osborn, A., Armstrong, D. J., Cale, B., et al. 2021a, *MNRAS*, 507, 2782, doi: [10.1093/mnras/stab2313](https://doi.org/10.1093/mnras/stab2313)
- Osborn, H. P., Armstrong, D. J., Adibekyan, V., et al. 2021b, *MNRAS*, 502, 4842, doi: [10.1093/mnras/stab182](https://doi.org/10.1093/mnras/stab182)
- Öztürk, O., & Erdem, A. 2019, *MNRAS*, 486, 2290, doi: [10.1093/mnras/stz747](https://doi.org/10.1093/mnras/stz747)
- Pál, A., Sárneczky, K., Szabó, G. M., et al. 2011, *MNRAS*, 413, L43, doi: [10.1111/j.1745-3933.2011.01029.x](https://doi.org/10.1111/j.1745-3933.2011.01029.x)
- Pál, A., Bakos, G. Á., Torres, G., et al. 2008, *ApJ*, 680, 1450, doi: [10.1086/588010](https://doi.org/10.1086/588010)
- Pál, A., Bakos, G. Á., Fernandez, J., et al. 2009, *ApJ*, 700, 783, doi: [10.1088/0004-637X/700/1/783](https://doi.org/10.1088/0004-637X/700/1/783)
- Pál, A., Bakos, G. Á., Torres, G., et al. 2010, *MNRAS*, 401, 2665, doi: [10.1111/j.1365-2966.2009.15849.x](https://doi.org/10.1111/j.1365-2966.2009.15849.x)
- Palle, E., Chen, G., Prieto-Arranz, J., et al. 2017, *A&A*, 602, L15, doi: [10.1051/0004-6361/201731018](https://doi.org/10.1051/0004-6361/201731018)
- Parviainen, H., Pallé, E., Nortmann, L., et al. 2016, *A&A*, 585, A114, doi: [10.1051/0004-6361/201526313](https://doi.org/10.1051/0004-6361/201526313)
- Patra, K. C., Winn, J. N., Holman, M. J., et al. 2017, *AJ*, 154, 4, doi: [10.3847/1538-3881/aa6d75](https://doi.org/10.3847/1538-3881/aa6d75)
- . 2020, *AJ*, 159, 150, doi: [10.3847/1538-3881/ab7374](https://doi.org/10.3847/1538-3881/ab7374)
- Pearson, K. A., Turner, J. D., & Sagan, T. G. 2014, *NewA*, 27, 102, doi: [10.1016/j.newast.2013.08.002](https://doi.org/10.1016/j.newast.2013.08.002)
- Penev, K., Bakos, G. Á., Bayliss, D., et al. 2013, *AJ*, 145, 5, doi: [10.1088/0004-6256/145/1/5](https://doi.org/10.1088/0004-6256/145/1/5)
- Pepper, J., Siverd, R. J., Beatty, T. G., et al. 2013, *ApJ*, 773, 64, doi: [10.1088/0004-637X/773/1/64](https://doi.org/10.1088/0004-637X/773/1/64)
- Pepper, J., Rodriguez, J. E., Collins, K. A., et al. 2017, *AJ*, 153, 215, doi: [10.3847/1538-3881/aa6572](https://doi.org/10.3847/1538-3881/aa6572)
- Petigura, E. A., Livingston, J., Batygin, K., et al. 2020, *AJ*, 159, 2, doi: [10.3847/1538-3881/ab5220](https://doi.org/10.3847/1538-3881/ab5220)
- Petrucci, R., Jofré, E., Ferrero, L. V., et al. 2018, *MNRAS*, 473, 5126, doi: [10.1093/mnras/stx2647](https://doi.org/10.1093/mnras/stx2647)
- Petrucci, R., Jofré, E., Gómez Maqueo Chew, Y., et al. 2020, *MNRAS*, 491, 1243, doi: [10.1093/mnras/stz3034](https://doi.org/10.1093/mnras/stz3034)
- Petrucci, R., Jofré, E., Melita, M., Gómez, M., & Mauas, P. 2015, *MNRAS*, 446, 1389, doi: [10.1093/mnras/stu2152](https://doi.org/10.1093/mnras/stu2152)
- Petrucci, R., Jofré, E., Schwartz, M., et al. 2013, *ApJL*, 779, L23, doi: [10.1088/2041-8205/779/2/L23](https://doi.org/10.1088/2041-8205/779/2/L23)
- Pluriel, W., Whiteford, N., Edwards, B., et al. 2020, *AJ*, 160, 112, doi: [10.3847/1538-3881/aba000](https://doi.org/10.3847/1538-3881/aba000)
- Poddaný, S., Brát, L., & Pejcha, O. 2010, *NewA*, 15, 297, doi: [10.1016/j.newast.2009.09.001](https://doi.org/10.1016/j.newast.2009.09.001)
- Pollacco, D., Skillen, I., Collier Cameron, A., et al. 2008, *MNRAS*, 385, 1576, doi: [10.1111/j.1365-2966.2008.12939.x](https://doi.org/10.1111/j.1365-2966.2008.12939.x)
- Püsküllü, Ç., Soyduğan, F., Erdem, A., & Budding, E. 2017, *NewA*, 55, 39, doi: [10.1016/j.newast.2017.04.001](https://doi.org/10.1016/j.newast.2017.04.001)
- Queloz, D., Anderson, D. R., Collier Cameron, A., et al. 2010, *A&A*, 517, L1, doi: [10.1051/0004-6361/201014768](https://doi.org/10.1051/0004-6361/201014768)
- Quinn, S. N., Bakos, G. Á., Hartman, J., et al. 2012, *ApJ*, 745, 80, doi: [10.1088/0004-637X/745/1/80](https://doi.org/10.1088/0004-637X/745/1/80)
- Quinn, S. N., Becker, J. C., Rodriguez, J. E., et al. 2019, *AJ*, 158, 177, doi: [10.3847/1538-3881/ab3f2b](https://doi.org/10.3847/1538-3881/ab3f2b)
- Rabus, M., Deeg, H. J., Alonso, R., Belmonte, J. A., & Almenara, J. M. 2009, *A&A*, 508, 1011, doi: [10.1051/0004-6361/200912252](https://doi.org/10.1051/0004-6361/200912252)
- Rabus, M., Jordán, A., Hartman, J. D., et al. 2016, *AJ*, 152, 88, doi: [10.3847/0004-6256/152/4/88](https://doi.org/10.3847/0004-6256/152/4/88)
- Raetz, S., Mugrauer, M., Schmidt, T. O. B., et al. 2009a, *Astronomische Nachrichten*, 330, 475, doi: [10.1002/asna.200811200](https://doi.org/10.1002/asna.200811200)
- . 2009b, *Astronomische Nachrichten*, 330, 459, doi: [10.1002/asna.200811202](https://doi.org/10.1002/asna.200811202)
- Raetz, S., Maciejewski, G., Seeliger, M., et al. 2015, *MNRAS*, 451, 4139, doi: [10.1093/mnras/stv1219](https://doi.org/10.1093/mnras/stv1219)
- Raynard, L., Goad, M. R., Gillen, E., et al. 2018, *MNRAS*, 481, 4960, doi: [10.1093/mnras/sty2581](https://doi.org/10.1093/mnras/sty2581)
- Ribas, I., Font-Ribera, A., & Beaulieu, J.-P. 2008, *ApJL*, 677, L59, doi: [10.1086/587961](https://doi.org/10.1086/587961)
- Rice, K., Malavolta, L., Mayo, A., et al. 2019, *MNRAS*, 484, 3731, doi: [10.1093/mnras/stz130](https://doi.org/10.1093/mnras/stz130)

- Ricker, G. R., Winn, J. N., Vanderspek, R., et al. 2014, in Proc. SPIE, Vol. 9143, Space Telescopes and Instrumentation 2014: Optical, Infrared, and Millimeter Wave, 914320, doi: [10.1117/12.2063489](https://doi.org/10.1117/12.2063489)
- Rodriguez, J. E., Vanderburg, A., Eastman, J. D., et al. 2018a, AJ, 155, 72, doi: [10.3847/1538-3881/aaa292](https://doi.org/10.3847/1538-3881/aaa292)
- Rodriguez, J. E., Colón, K. D., Stassun, K. G., et al. 2016, AJ, 151, 138, doi: [10.3847/0004-6256/151/6/138](https://doi.org/10.3847/0004-6256/151/6/138)
- Rodriguez, J. E., Becker, J. C., Eastman, J. D., et al. 2018b, AJ, 156, 245, doi: [10.3847/1538-3881/aae530](https://doi.org/10.3847/1538-3881/aae530)
- Rodriguez, J. E., Eastman, J. D., Zhou, G., et al. 2019a, AJ, 158, 197, doi: [10.3847/1538-3881/ab4136](https://doi.org/10.3847/1538-3881/ab4136)
- Rodriguez, J. E., Quinn, S. N., Huang, C. X., et al. 2019b, AJ, 157, 191, doi: [10.3847/1538-3881/ab11d9](https://doi.org/10.3847/1538-3881/ab11d9)
- Rodriguez, J. E., Vanderburg, A., Zieba, S., et al. 2020, AJ, 160, 117, doi: [10.3847/1538-3881/aba4b3](https://doi.org/10.3847/1538-3881/aba4b3)
- Rodriguez, J. E., Quinn, S. N., Zhou, G., et al. 2021, AJ, 161, 194, doi: [10.3847/1538-3881/abe38a](https://doi.org/10.3847/1538-3881/abe38a)
- Sada, P. V., & Ramón-Fox, F. G. 2016, PASP, 128, 024402, doi: [10.1088/1538-3873/128/960/024402](https://doi.org/10.1088/1538-3873/128/960/024402)
- Sada, P. V., Deming, D., Jennings, D. E., et al. 2012, PASP, 124, 212, doi: [10.1086/665043](https://doi.org/10.1086/665043)
- Saha, S., Chakrabarty, A., & Sengupta, S. 2021, AJ, 162, 18, doi: [10.3847/1538-3881/ac01dd](https://doi.org/10.3847/1538-3881/ac01dd)
- Salisbury, M. A., Kolb, U. C., Norton, A. J., & Haswell, C. A. 2021, NewA, 83, 101477, doi: [10.1016/j.newast.2020.101477](https://doi.org/10.1016/j.newast.2020.101477)
- Sanchis-Ojeda, R., Winn, J. N., Holman, M. J., et al. 2011, ApJ, 733, 127, doi: [10.1088/0004-637X/733/2/127](https://doi.org/10.1088/0004-637X/733/2/127)
- Santerne, A., Bonomo, A. S., Hébrard, G., et al. 2011, A&A, 536, A70, doi: [10.1051/0004-6361/201117807](https://doi.org/10.1051/0004-6361/201117807)
- Santerne, A., Hébrard, G., Lillo-Box, J., et al. 2016, ApJ, 824, 55, doi: [10.3847/0004-637X/824/1/55](https://doi.org/10.3847/0004-637X/824/1/55)
- Sariya, D. P., Jiang, I.-G., Su, L.-H., et al. 2021, Research in Astronomy and Astrophysics, 21, 097, doi: [10.1088/1674-4527/21/4/97](https://doi.org/10.1088/1674-4527/21/4/97)
- Sato, B., Hartman, J. D., Bakos, G. Á., et al. 2012, PASJ, 64, 97, doi: [10.1093/pasj/64.5.97](https://doi.org/10.1093/pasj/64.5.97)
- Schanche, N., Hébrard, G., Collier Cameron, A., et al. 2020, MNRAS, 499, 428, doi: [10.1093/mnras/staa2848](https://doi.org/10.1093/mnras/staa2848)
- Sedaghati, E., Boffin, H. M. J., Jeřabková, T., et al. 2016, A&A, 596, A47, doi: [10.1051/0004-6361/201629090](https://doi.org/10.1051/0004-6361/201629090)
- Seeliger, M., Dimitrov, D., Kjurkchieva, D., et al. 2014, MNRAS, 441, 304, doi: [10.1093/mnras/stu567](https://doi.org/10.1093/mnras/stu567)
- Seeliger, M., Kitze, M., Errmann, R., et al. 2015, MNRAS, 451, 4060, doi: [10.1093/mnras/stv1187](https://doi.org/10.1093/mnras/stv1187)
- Shporer, A., Mazeh, T., Pont, F., et al. 2009a, ApJ, 694, 1559, doi: [10.1088/0004-637X/694/2/1559](https://doi.org/10.1088/0004-637X/694/2/1559)
- Shporer, A., Tamuz, O., Zucker, S., & Mazeh, T. 2007, MNRAS, 376, 1296, doi: [10.1111/j.1365-2966.2007.11537.x](https://doi.org/10.1111/j.1365-2966.2007.11537.x)
- Shporer, A., Bakos, G. Á., Bouchy, F., et al. 2009b, ApJ, 690, 1393, doi: [10.1088/0004-637X/690/2/1393](https://doi.org/10.1088/0004-637X/690/2/1393)
- Shporer, A., Zhou, G., Fulton, B. J., et al. 2017, AJ, 154, 188, doi: [10.3847/1538-3881/aa8bb9](https://doi.org/10.3847/1538-3881/aa8bb9)
- Shporer, A., Wong, I., Huang, C. X., et al. 2019, AJ, 157, 178, doi: [10.3847/1538-3881/ab0f96](https://doi.org/10.3847/1538-3881/ab0f96)
- Shporer, A., Collins, K. A., Astudillo-Defru, N., et al. 2020, ApJL, 890, L7, doi: [10.3847/2041-8213/ab7020](https://doi.org/10.3847/2041-8213/ab7020)
- Simpson, E. K., Faedi, F., Barros, S. C. C., et al. 2011, AJ, 141, 8, doi: [10.1088/0004-6256/141/1/8](https://doi.org/10.1088/0004-6256/141/1/8)
- Sing, D. K., Lecavelier des Etangs, A., Fortney, J. J., et al. 2013, MNRAS, 436, 2956, doi: [10.1093/mnras/stt1782](https://doi.org/10.1093/mnras/stt1782)
- Sing, D. K., Wakeford, H. R., Showman, A. P., et al. 2015, MNRAS, 446, 2428, doi: [10.1093/mnras/stu2279](https://doi.org/10.1093/mnras/stu2279)
- Sinukoff, E., Howard, A. W., Petigura, E. A., et al. 2016, ApJ, 827, 78, doi: [10.3847/0004-637X/827/1/78](https://doi.org/10.3847/0004-637X/827/1/78)
- Siverd, R. J., Beatty, T. G., Pepper, J., et al. 2012, ApJ, 761, 123, doi: [10.1088/0004-637X/761/2/123](https://doi.org/10.1088/0004-637X/761/2/123)
- Siverd, R. J., Collins, K. A., Zhou, G., et al. 2018, AJ, 155, 35, doi: [10.3847/1538-3881/aa9e4d](https://doi.org/10.3847/1538-3881/aa9e4d)
- Skaf, N., Bieger, M. F., Edwards, B., et al. 2020, AJ, 160, 109, doi: [10.3847/1538-3881/ab94a3](https://doi.org/10.3847/1538-3881/ab94a3)
- Skillen, I., Pollacco, D., Collier Cameron, A., et al. 2009, A&A, 502, 391, doi: [10.1051/0004-6361/200912018](https://doi.org/10.1051/0004-6361/200912018)
- Smalley, B., Anderson, D. R., Collier Cameron, A., et al. 2010, A&A, 520, A56, doi: [10.1051/0004-6361/201014705](https://doi.org/10.1051/0004-6361/201014705)
- . 2011, A&A, 526, A130, doi: [10.1051/0004-6361/201015992](https://doi.org/10.1051/0004-6361/201015992)
- Smalley, B., Anderson, D. R., Collier-Cameron, A., et al. 2012, A&A, 547, A61, doi: [10.1051/0004-6361/201219731](https://doi.org/10.1051/0004-6361/201219731)
- Smith, A. M. S. 2015, AcA, 65, 117. <https://arxiv.org/abs/1412.0451>
- Smith, A. M. S., Anderson, D. R., Collier Cameron, A., et al. 2012, AJ, 143, 81, doi: [10.1088/0004-6256/143/4/81](https://doi.org/10.1088/0004-6256/143/4/81)
- Smith, A. M. S., Anderson, D. R., Bouchy, F., et al. 2013, A&A, 552, A120, doi: [10.1051/0004-6361/201220727](https://doi.org/10.1051/0004-6361/201220727)
- Smith, A. M. S., Anderson, D. R., Armstrong, D. J., et al. 2014, A&A, 570, A64, doi: [10.1051/0004-6361/201424752](https://doi.org/10.1051/0004-6361/201424752)
- Smith, A. M. S., Csizmadia, S., Gandolfi, D., et al. 2019, AcA, 69, 135, doi: [10.32023/0001-5237/69.2.3](https://doi.org/10.32023/0001-5237/69.2.3)
- Sokov, E. N., Sokova, I. A., Dyachenko, V. V., et al. 2018, MNRAS, 480, 291, doi: [10.1093/mnras/sty1615](https://doi.org/10.1093/mnras/sty1615)
- Soto, M. G., Díaz, M. R., Jenkins, J. S., et al. 2018, MNRAS, 478, 5356, doi: [10.1093/mnras/sty1334](https://doi.org/10.1093/mnras/sty1334)
- Southworth, J., Bruni, I., Mancini, L., & Gregorio, J. 2012a, MNRAS, 420, 2580, doi: [10.1111/j.1365-2966.2011.20230.x](https://doi.org/10.1111/j.1365-2966.2011.20230.x)

- Southworth, J., & Evans, D. F. 2016, *MNRAS*, 463, 37, doi: [10.1093/mnras/stw1943](https://doi.org/10.1093/mnras/stw1943)
- Southworth, J., Mancini, L., Madhusudhan, N., et al. 2017, *AJ*, 153, 191, doi: [10.3847/1538-3881/aa6477](https://doi.org/10.3847/1538-3881/aa6477)
- Southworth, J., Mancini, L., Maxted, P. F. L., et al. 2012b, *MNRAS*, 422, 3099, doi: [10.1111/j.1365-2966.2012.20828.x](https://doi.org/10.1111/j.1365-2966.2012.20828.x)
- Southworth, J., Tregloan-Reed, J., Pinhas, A., et al. 2018, *MNRAS*, 481, 4261, doi: [10.1093/mnras/sty2488](https://doi.org/10.1093/mnras/sty2488)
- Southworth, J., Hinse, T. C., Burgdorf, M. J., et al. 2009, *MNRAS*, 399, 287, doi: [10.1111/j.1365-2966.2009.15283.x](https://doi.org/10.1111/j.1365-2966.2009.15283.x)
- Southworth, J., Mancini, L., Novati, S. C., et al. 2010, *MNRAS*, 408, 1680, doi: [10.1111/j.1365-2966.2010.17238.x](https://doi.org/10.1111/j.1365-2966.2010.17238.x)
- Southworth, J., Dominik, M., Jørgensen, U. G., et al. 2011, *A&A*, 527, A8, doi: [10.1051/0004-6361/201016183](https://doi.org/10.1051/0004-6361/201016183)
- Southworth, J., Hinse, T. C., Dominik, M., et al. 2012c, *MNRAS*, 426, 1338, doi: [10.1111/j.1365-2966.2012.21781.x](https://doi.org/10.1111/j.1365-2966.2012.21781.x)
- Southworth, J., Mancini, L., Browne, P., et al. 2013, *MNRAS*, 434, 1300, doi: [10.1093/mnras/stt1089](https://doi.org/10.1093/mnras/stt1089)
- Southworth, J., Hinse, T. C., Burgdorf, M., et al. 2014, *MNRAS*, 444, 776, doi: [10.1093/mnras/stu1492](https://doi.org/10.1093/mnras/stu1492)
- Southworth, J., Mancini, L., Tregloan-Reed, J., et al. 2015a, *MNRAS*, 454, 3094, doi: [10.1093/mnras/stv2183](https://doi.org/10.1093/mnras/stv2183)
- Southworth, J., Mancini, L., Ciceri, S., et al. 2015b, *MNRAS*, 447, 711, doi: [10.1093/mnras/stu2394](https://doi.org/10.1093/mnras/stu2394)
- Southworth, J., Tregloan-Reed, J., Andersen, M. I., et al. 2016, *MNRAS*, 457, 4205, doi: [10.1093/mnras/stw279](https://doi.org/10.1093/mnras/stw279)
- Southworth, J., Dominik, M., Jørgensen, U. G., et al. 2019, *MNRAS*, 490, 4230, doi: [10.1093/mnras/stz2602](https://doi.org/10.1093/mnras/stz2602)
- Sozzetti, A., Torres, G., Charbonneau, D., et al. 2009, *ApJ*, 691, 1145, doi: [10.1088/0004-637X/691/2/1145](https://doi.org/10.1088/0004-637X/691/2/1145)
- Sozzetti, A., Bonomo, A. S., Biazzo, K., et al. 2015, *A&A*, 575, L15, doi: [10.1051/0004-6361/201425570](https://doi.org/10.1051/0004-6361/201425570)
- Sozzetti, A., Damasso, M., Bonomo, A. S., et al. 2021, *A&A*, 648, A75, doi: [10.1051/0004-6361/202040034](https://doi.org/10.1051/0004-6361/202040034)
- Spake, J. J., Brown, D. J. A., Doyle, A. P., et al. 2016, *PASP*, 128, 024401, doi: [10.1088/1538-3873/128/960/024401](https://doi.org/10.1088/1538-3873/128/960/024401)
- Spyratos, P., Nikolov, N., Southworth, J., et al. 2021, *MNRAS*, 506, 2853, doi: [10.1093/mnras/stab1847](https://doi.org/10.1093/mnras/stab1847)
- Stefansson, G., Mahadevan, S., Hebb, L., et al. 2017, *ApJ*, 848, 9, doi: [10.3847/1538-4357/aa88aa](https://doi.org/10.3847/1538-4357/aa88aa)
- Stefansson, G., Cañas, C., Wisniewski, J., et al. 2020, *AJ*, 159, 100, doi: [10.3847/1538-3881/ab5f15](https://doi.org/10.3847/1538-3881/ab5f15)
- Stevens, D. J., Collins, K. A., Gaudi, B. S., et al. 2017, *AJ*, 153, 178, doi: [10.3847/1538-3881/aa5ffb](https://doi.org/10.3847/1538-3881/aa5ffb)
- Stevenson, K. B., Bean, J. L., Seifahrt, A., et al. 2014, *AJ*, 147, 161, doi: [10.1088/0004-6256/147/6/161](https://doi.org/10.1088/0004-6256/147/6/161)
- . 2016, *ApJ*, 817, 141, doi: [10.3847/0004-637X/817/2/141](https://doi.org/10.3847/0004-637X/817/2/141)
- Stevenson, K. B., Harrington, J., Fortney, J. J., et al. 2012, *ApJ*, 754, 136, doi: [10.1088/0004-637X/754/2/136](https://doi.org/10.1088/0004-637X/754/2/136)
- Street, R. A., Simpson, E., Barros, S. C. C., et al. 2010, *ApJ*, 720, 337, doi: [10.1088/0004-637X/720/1/337](https://doi.org/10.1088/0004-637X/720/1/337)
- Su, L.-H., Jiang, I.-G., Sariya, D. P., et al. 2021, *AJ*, 161, 108, doi: [10.3847/1538-3881/abd4d8](https://doi.org/10.3847/1538-3881/abd4d8)
- Sulis, S., Dragomir, D., Lendl, M., et al. 2019, *A&A*, 631, A129, doi: [10.1051/0004-6361/201936066](https://doi.org/10.1051/0004-6361/201936066)
- Sun, L., Gu, S., Wang, X., et al. 2017, *AJ*, 153, 28, doi: [10.3847/1538-3881/153/1/28](https://doi.org/10.3847/1538-3881/153/1/28)
- Sun, L.-L., Gu, S.-H., Wang, X.-B., et al. 2015, *Research in Astronomy and Astrophysics*, 15, 117, doi: [10.1088/1674-4527/15/1/011](https://doi.org/10.1088/1674-4527/15/1/011)
- Sun, Z., Ji, J.-h., & Dong, Y. 2018, *ChA&A*, 42, 101, doi: [10.1016/j.chinastron.2018.01.007](https://doi.org/10.1016/j.chinastron.2018.01.007)
- Temple, L. Y., Hellier, C., Albrow, M. D., et al. 2017, *MNRAS*, 471, 2743, doi: [10.1093/mnras/stx1729](https://doi.org/10.1093/mnras/stx1729)
- Temple, L. Y., Hellier, C., Almleaky, Y., et al. 2018, *MNRAS*, 480, 5307, doi: [10.1093/mnras/sty2197](https://doi.org/10.1093/mnras/sty2197)
- Temple, L. Y., Hellier, C., Anderson, D. R., et al. 2019a, *MNRAS*, 490, 2467, doi: [10.1093/mnras/stz2632](https://doi.org/10.1093/mnras/stz2632)
- Temple, L. Y., Hellier, C., Almleaky, Y., et al. 2019b, *AJ*, 157, 141, doi: [10.3847/1538-3881/ab095a](https://doi.org/10.3847/1538-3881/ab095a)
- Teske, J., Díaz, M. R., Luque, R., et al. 2020, *AJ*, 160, 96, doi: [10.3847/1538-3881/ab9ff95](https://doi.org/10.3847/1538-3881/ab9ff95)
- Tinetti, G., Drossart, P., Eccleston, P., et al. 2018, *Experimental Astronomy*, 46, 135, doi: [10.1007/s10686-018-9598-x](https://doi.org/10.1007/s10686-018-9598-x)
- Todorov, K. O., Deming, D., Knutson, H. A., et al. 2012, *ApJ*, 746, 111, doi: [10.1088/0004-637X/746/1/111](https://doi.org/10.1088/0004-637X/746/1/111)
- Torres, G., Winn, J. N., & Holman, M. J. 2008, *ApJ*, 677, 1324, doi: [10.1086/529429](https://doi.org/10.1086/529429)
- Torres, G., Bakos, G. Á., Kovács, G., et al. 2007, *ApJL*, 666, L121, doi: [10.1086/521792](https://doi.org/10.1086/521792)
- Torres, G., Bakos, G. Á., Hartman, J., et al. 2010, *ApJ*, 715, 458, doi: [10.1088/0004-637X/715/1/458](https://doi.org/10.1088/0004-637X/715/1/458)
- Tregloan-Reed, J., Southworth, J., & Tappert, C. 2013, *MNRAS*, 428, 3671, doi: [10.1093/mnras/sts306](https://doi.org/10.1093/mnras/sts306)
- Tregloan-Reed, J., Southworth, J., Burgdorf, M., et al. 2015, *MNRAS*, 450, 1760, doi: [10.1093/mnras/stv730](https://doi.org/10.1093/mnras/stv730)
- Tregloan-Reed, J., Southworth, J., Mancini, L., et al. 2018, *MNRAS*, 474, 5485, doi: [10.1093/mnras/stx3147](https://doi.org/10.1093/mnras/stx3147)
- TriAUD, A. H. M. J., Queloz, D., Hellier, C., et al. 2011, *A&A*, 531, A24, doi: [10.1051/0004-6361/201016367](https://doi.org/10.1051/0004-6361/201016367)
- TriAUD, A. H. M. J., Anderson, D. R., Collier Cameron, A., et al. 2013, *A&A*, 551, A80, doi: [10.1051/0004-6361/201220900](https://doi.org/10.1051/0004-6361/201220900)
- TriAUD, A. H. M. J., Gillon, M., Ehrenreich, D., et al. 2015, *MNRAS*, 450, 2279, doi: [10.1093/mnras/stv706](https://doi.org/10.1093/mnras/stv706)

- Triaud, A. H. M. J., Neveu-VanMalle, M., Lendl, M., et al. 2017, *MNRAS*, 467, 1714, doi: [10.1093/mnras/stx154](https://doi.org/10.1093/mnras/stx154)
- Tripathi, A., Winn, J. N., Johnson, J. A., et al. 2010, *ApJ*, 715, 421, doi: [10.1088/0004-637X/715/1/421](https://doi.org/10.1088/0004-637X/715/1/421)
- Tsiaras, A., Waldmann, I. P., Rocchetto, M., et al. 2016, *pylightcurve: Exoplanet lightcurve model*. <http://ascl.net/1612.018>
- Tsiaras, A., Waldmann, I. P., Zingales, T., et al. 2018, *AJ*, 155, 156, doi: [10.3847/1538-3881/aaaf75](https://doi.org/10.3847/1538-3881/aaaf75)
- Turner, J. D., Smart, B. M., Hardegree-Ullman, K. K., et al. 2013, *MNRAS*, 428, 678, doi: [10.1093/mnras/sts061](https://doi.org/10.1093/mnras/sts061)
- Turner, J. D., Pearson, K. A., Biddle, L. I., et al. 2016a, *MNRAS*, 459, 789, doi: [10.1093/mnras/stw574](https://doi.org/10.1093/mnras/stw574)
- Turner, J. D., Leiter, R. M., Biddle, L. I., et al. 2017, *MNRAS*, 472, 3871, doi: [10.1093/mnras/stx2221](https://doi.org/10.1093/mnras/stx2221)
- Turner, O. D., Anderson, D. R., Collier Cameron, A., et al. 2016b, *PASP*, 128, 064401, doi: [10.1088/1538-3873/128/964/064401](https://doi.org/10.1088/1538-3873/128/964/064401)
- Turner, O. D., Anderson, D. R., Barkaoui, K., et al. 2019, *MNRAS*, 485, 5790, doi: [10.1093/mnras/stz742](https://doi.org/10.1093/mnras/stz742)
- Van Eylen, V., Dai, F., Mathur, S., et al. 2018, *MNRAS*, 478, 4866, doi: [10.1093/mnras/sty1390](https://doi.org/10.1093/mnras/sty1390)
- Van Grootel, V., Gillon, M., Valencia, D., et al. 2014, *ApJ*, 786, 2, doi: [10.1088/0004-637X/786/1/2](https://doi.org/10.1088/0004-637X/786/1/2)
- Vanderburg, A., Becker, J. C., Buchhave, L. A., et al. 2017, *AJ*, 154, 237, doi: [10.3847/1538-3881/aa918b](https://doi.org/10.3847/1538-3881/aa918b)
- Vanderspek, R., Huang, C. X., Vanderburg, A., et al. 2019, *ApJL*, 871, L24, doi: [10.3847/2041-8213/aaf7a](https://doi.org/10.3847/2041-8213/aaf7a)
- Villanueva, S., J., Eastman, J. D., & Gaudi, B. S. 2016, *ApJ*, 820, 87, doi: [10.3847/0004-637X/820/2/87](https://doi.org/10.3847/0004-637X/820/2/87)
- Vines, J. I., Jenkins, J. S., Acton, J. S., et al. 2019, *MNRAS*, 489, 4125, doi: [10.1093/mnras/stz2349](https://doi.org/10.1093/mnras/stz2349)
- Virtanen, P., Gommers, R., Oliphant, T. E., et al. 2020, *Nature Methods*, 17, 261, doi: [10.1038/s41592-019-0686-2](https://doi.org/10.1038/s41592-019-0686-2)
- von Essen, C., Schröter, S., Agol, E., & Schmitt, J. H. M. M. 2013, *A&A*, 555, A92, doi: [10.1051/0004-6361/201321407](https://doi.org/10.1051/0004-6361/201321407)
- von Essen, C., Wedemeyer, S., Sosa, M. S., et al. 2019, *A&A*, 628, A116, doi: [10.1051/0004-6361/201731966](https://doi.org/10.1051/0004-6361/201731966)
- Wakeford, H. R., Sing, D. K., Kataria, T., et al. 2017, *Science*, 356, 628, doi: [10.1126/science.aah4668](https://doi.org/10.1126/science.aah4668)
- Wakeford, H. R., Sing, D. K., Stevenson, K. B., et al. 2020, *AJ*, 159, 204, doi: [10.3847/1538-3881/ab7b78](https://doi.org/10.3847/1538-3881/ab7b78)
- Wang, J., Xie, J.-W., Barclay, T., & Fischer, D. A. 2014a, *ApJ*, 783, 4, doi: [10.1088/0004-637X/783/1/4](https://doi.org/10.1088/0004-637X/783/1/4)
- Wang, S., Wang, X.-Y., Wang, Y.-H., et al. 2018a, *AJ*, 156, 181, doi: [10.3847/1538-3881/aadfcf](https://doi.org/10.3847/1538-3881/aadfcf)
- Wang, S., Jones, M., Shporer, A., et al. 2019a, *AJ*, 157, 51, doi: [10.3847/1538-3881/aaf1b7](https://doi.org/10.3847/1538-3881/aaf1b7)
- Wang, X.-B., Gu, S.-H., Collier Cameron, A., et al. 2013, *Research in Astronomy and Astrophysics*, 13, 593, doi: [10.1088/1674-4527/13/5/010](https://doi.org/10.1088/1674-4527/13/5/010)
- Wang, X.-b., Gu, S.-h., Collier Cameron, A., et al. 2014b, *AJ*, 147, 92, doi: [10.1088/0004-6256/147/4/92](https://doi.org/10.1088/0004-6256/147/4/92)
- Wang, X.-Y., Wang, S., Hinse, T. C., et al. 2018b, *PASP*, 130, 064401, doi: [10.1088/1538-3873/aab93e](https://doi.org/10.1088/1538-3873/aab93e)
- Wang, X.-Y., Wang, Y.-H., Wang, S., et al. 2021, *ApJS*, 255, 15, doi: [10.3847/1538-4365/ac0835](https://doi.org/10.3847/1538-4365/ac0835)
- Wang, Y.-H., Wang, S., Liu, H.-G., et al. 2017, *AJ*, 154, 49, doi: [10.3847/1538-3881/aa7519](https://doi.org/10.3847/1538-3881/aa7519)
- Wang, Y.-H., Wang, S., Hinse, T. C., et al. 2019b, *AJ*, 157, 82, doi: [10.3847/1538-3881/aaf6b6](https://doi.org/10.3847/1538-3881/aaf6b6)
- Weaver, I. C., López-Morales, M., Espinoza, N., et al. 2020, *AJ*, 159, 13, doi: [10.3847/1538-3881/ab55da](https://doi.org/10.3847/1538-3881/ab55da)
- Weinberg, N. N., Sun, M., Arras, P., & Essick, R. 2017, *ApJL*, 849, L11, doi: [10.3847/2041-8213/aa9113](https://doi.org/10.3847/2041-8213/aa9113)
- Weiss, L. M., Marcy, G. W., Rowe, J. F., et al. 2013, *ApJ*, 768, 14, doi: [10.1088/0004-637X/768/1/14](https://doi.org/10.1088/0004-637X/768/1/14)
- West, R. G., Collier Cameron, A., Hebb, L., et al. 2009a, *A&A*, 502, 395, doi: [10.1051/0004-6361/200810973](https://doi.org/10.1051/0004-6361/200810973)
- West, R. G., Anderson, D. R., Gillon, M., et al. 2009b, *AJ*, 137, 4834, doi: [10.1088/0004-6256/137/6/4834](https://doi.org/10.1088/0004-6256/137/6/4834)
- West, R. G., Hellier, C., Almenara, J. M., et al. 2016, *A&A*, 585, A126, doi: [10.1051/0004-6361/201527276](https://doi.org/10.1051/0004-6361/201527276)
- Wilkins, A. N., Delrez, L., Barker, A. J., et al. 2017, *ApJL*, 836, L24, doi: [10.3847/2041-8213/aa5d9f](https://doi.org/10.3847/2041-8213/aa5d9f)
- Wilson, D. M., Gillon, M., Hellier, C., et al. 2008, *ApJL*, 675, L113, doi: [10.1086/586735](https://doi.org/10.1086/586735)
- Winn, J. N., Henry, G. W., Torres, G., & Holman, M. J. 2008a, *ApJ*, 675, 1531, doi: [10.1086/527032](https://doi.org/10.1086/527032)
- Winn, J. N., Holman, M. J., & Roussanova, A. 2007a, *ApJ*, 657, 1098, doi: [10.1086/510834](https://doi.org/10.1086/510834)
- Winn, J. N., Johnson, J. A., Albrecht, S., et al. 2009a, *ApJL*, 703, L99, doi: [10.1088/0004-637X/703/2/L99](https://doi.org/10.1088/0004-637X/703/2/L99)
- Winn, J. N., Holman, M. J., Bakos, G. Á., et al. 2007b, *AJ*, 134, 1707, doi: [10.1086/521599](https://doi.org/10.1086/521599)
- Winn, J. N., Holman, M. J., Torres, G., et al. 2008b, *ApJ*, 683, 1076, doi: [10.1086/589737](https://doi.org/10.1086/589737)
- Winn, J. N., Holman, M. J., Henry, G. W., et al. 2009b, *ApJ*, 693, 794, doi: [10.1088/0004-637X/693/1/794](https://doi.org/10.1088/0004-637X/693/1/794)
- Winn, J. N., Johnson, J. A., Fabrycky, D., et al. 2009c, *ApJ*, 700, 302, doi: [10.1088/0004-637X/700/1/302](https://doi.org/10.1088/0004-637X/700/1/302)
- Winn, J. N., Matthews, J. M., Dawson, R. I., et al. 2011a, *ApJL*, 737, L18, doi: [10.1088/2041-8205/737/1/L18](https://doi.org/10.1088/2041-8205/737/1/L18)
- Winn, J. N., Howard, A. W., Johnson, J. A., et al. 2011b, *AJ*, 141, 63, doi: [10.1088/0004-6256/141/2/63](https://doi.org/10.1088/0004-6256/141/2/63)
- Winters, J. G., Medina, A. A., Irwin, J. M., et al. 2019, *AJ*, 158, 152, doi: [10.3847/1538-3881/ab364d](https://doi.org/10.3847/1538-3881/ab364d)

- Wong, I., Knutson, H. A., Cowan, N. B., et al. 2014, *ApJ*, 794, 134, doi: [10.1088/0004-637X/794/2/134](https://doi.org/10.1088/0004-637X/794/2/134)
- Wong, I., Knutson, H. A., Lewis, N. K., et al. 2015, *ApJ*, 811, 122, doi: [10.1088/0004-637X/811/2/122](https://doi.org/10.1088/0004-637X/811/2/122)
- Wong, I., Knutson, H. A., Kataria, T., et al. 2016, *ApJ*, 823, 122, doi: [10.3847/0004-637X/823/2/122](https://doi.org/10.3847/0004-637X/823/2/122)
- Wytttenbach, A., Lovis, C., Ehrenreich, D., et al. 2017, *A&A*, 602, A36, doi: [10.1051/0004-6361/201630063](https://doi.org/10.1051/0004-6361/201630063)
- Yan, F., Espinoza, N., Molaverdikhani, K., et al. 2020, *A&A*, 642, A98, doi: [10.1051/0004-6361/201937265](https://doi.org/10.1051/0004-6361/201937265)
- Yee, S. W., Winn, J. N., Knutson, H. A., et al. 2020, *ApJL*, 888, L5, doi: [10.3847/2041-8213/ab5c16](https://doi.org/10.3847/2041-8213/ab5c16)
- Yip, K. H., Changeat, Q., Edwards, B., et al. 2021, *AJ*, 161, 4, doi: [10.3847/1538-3881/abc179](https://doi.org/10.3847/1538-3881/abc179)
- Yu, L., Zhou, G., Rodriguez, J. E., et al. 2018a, *AJ*, 156, 250, doi: [10.3847/1538-3881/aae5d5](https://doi.org/10.3847/1538-3881/aae5d5)
- Yu, L., Rodriguez, J. E., Eastman, J. D., et al. 2018b, *AJ*, 156, 127, doi: [10.3847/1538-3881/aad6e7](https://doi.org/10.3847/1538-3881/aad6e7)
- Yu, L., Crossfield, I. J. M., Schlieder, J. E., et al. 2018c, *AJ*, 156, 22, doi: [10.3847/1538-3881/aac6e6](https://doi.org/10.3847/1538-3881/aac6e6)
- Zellem, R. T., Pearson, K. A., Blaser, E., et al. 2020, *PASP*, 132, 054401, doi: [10.1088/1538-3873/ab7ee7](https://doi.org/10.1088/1538-3873/ab7ee7)
- Zhao, M., O'Rourke, J. G., Wright, J. T., et al. 2014, *ApJ*, 796, 115, doi: [10.1088/0004-637X/796/2/115](https://doi.org/10.1088/0004-637X/796/2/115)
- Zhou, G., Bayliss, D., Penev, K., et al. 2014, *AJ*, 147, 144, doi: [10.1088/0004-6256/147/6/144](https://doi.org/10.1088/0004-6256/147/6/144)
- Zhou, G., Rodriguez, J. E., Collins, K. A., et al. 2016, *AJ*, 152, 136, doi: [10.3847/0004-6256/152/5/136](https://doi.org/10.3847/0004-6256/152/5/136)
- Zhou, G., Bakos, G. Á., Hartman, J. D., et al. 2017, *AJ*, 153, 211, doi: [10.3847/1538-3881/aa674a](https://doi.org/10.3847/1538-3881/aa674a)
- Zhou, G., Huang, C. X., Bakos, G. Á., et al. 2019a, *AJ*, 158, 141, doi: [10.3847/1538-3881/ab36b5](https://doi.org/10.3847/1538-3881/ab36b5)
- Zhou, G., Bakos, G. Á., Bayliss, D., et al. 2019b, *AJ*, 157, 31, doi: [10.3847/1538-3881/aaf1bb](https://doi.org/10.3847/1538-3881/aaf1bb)

APPENDIX

A. SUPPLEMENTARY INFORMATION

Here we append extra information regarding the data sources and results. More specifically, Table 5 includes a list with the amateur private observatories contributing to this work, and is followed by a description of the ASTEP telescope. Table 6 includes a list with the parameters used in the analysis of individual light-curves and the respective references, where the asterisk indicates orbital parameters (a/R_s or i) that were adjusted based on TESS data to match the observed durations.

Table 5. Amateur private observatories contributing to this work.

Observer(s)	Observatory
Adrian Jones	I64, Maidenhead, UK
Leon Bewersdorff	Observatory Kipshoven, Germany
Richard Abraham	The Green Observatory, UK
Vikrant Kumar Agnihotri	Cepheid Observatory, Rawatbhata, India
Raniero Albanesi	157FrassoSabino
Enrique Arce-Mansego	Vallbona Observatory Valencia España
Matthieu Bachschmidt	Gonachon, France
Giorgio Baj	Observatory- M57, Saltrio Varese (Italy)
David Bennett	Rickford Observatory
Paul Benni	Acton Sky Portal, Acton, MA, USA
Patrick Brandebourg	Observatoire du Guernet, Bretagne, France
Luboš Brát	ALTAN.Observatory
Stephen M. Brincat	Flarestar Observatory (MPC:171), San Gwann, Malta
Sebastien Brouillard	Observatoire de Saint-Véran - Paul Felenbok - France
Mauro Caló	Cavallino Observatory, Tuscany, Italy
Fran Campos	Puig d'Agulles Observatory (Vallirana, Spain)
Alfonso Carreno	Observatorio Zonalunar MPC-J08
Roland Casali	Alto2000 Observatory, Italy
Giovanni Battista Casalnuovo	Filzi School Observatory (Laives - Italy)
Jean-François Coliac	OABAC - Observatoire pour l'Astronomie des Binaires et l'Astronomie Collaborative
Giuseppe Conzo	Explorer Orbatic Observatory, Croatia
Mercedes Correa	Sirius B (Spain)
Gilles Coulon	Sadr Chili
Ivan Curtis	YSVP
Martin Valentine Crow	Burnham Observatory, Burnham on Crouch, UK
Dominique Daniel	LMJ-OBS - private observatory - France
Bruno Dauchet	YSVP (MPC D79)
Simon Dawes	William James II Observatory, Bexleyheath, England
Marc Deldem	Les Barres Observatory, Lamanon, France
Dimitrios Deligeorgopoulos	Artemis Observatory, Evrytania, Greece
Nicolas Esseiva	Observatoire de La Perdrix
Rafael González Farfán	Uraniborg Observatory, (Écija, Sevilla, Spain)
Salomon Louw Ferreira	PESCOPE
Davide Gabellini	Hypatia Observatory, Italy
Trevor Gainey	Kismet observatory, Berkshire, UK
Josep Gaitan	MAS MOIXA MPC C86
Alberto García-Sánchez	Observatorio Rio Cofio - Robledo de Chavela (Spain)
Joe Garlitz	Elgin Observatory GJP
Christophe Gillier	CALA Observatory, France
Ferran Grau Horta	Observatori de Ca l'Ou, Sant Martí Sesgueioles, Spain
Juanjo Gonzales	Cielo Profundo J01
Tim Haymes	Tim Haymes Southside Observatory, N.Oxfordshire, UK
Ken Hose	Quarryview Observatory / HQR

Francois Hurter	Albireo Observatory, Switzerland
Jens Jacobsen	Egeskov Observatory
Kevin Johnson	Holbrook Observatory, East Sussex, UK
Aziz Ettahar Kaeouach	High Atlas Observatory, Oukaimeden, Morocco
Bernd Koch	MPC Code B72
Didier Laloum	Observatoire Privé du Mont 40280 Saint-Pierre-du-Mont, France
Massimiliano Mannucci	Osservatorio Astronomico Margherita Hack, Firenze, Italy
Jean-Claude Mario	Observatoire de la cabergue
Antonio Marino	Telescopio Remoto Colacevich c/o Osservatorio Astronomico di Capodimonte di Napoli
Giuseppe Marino	Osservatorio GAC "Luigi Sturzo", Italy
Fernando Antonio Martínez-Bravo	Chile
Paolo Arcangelo Matassa	P.M.P.H.R. Deep Sky (MPC K81) Atina (FR) Italy
Philip Michel	Verulamium Private Observatory, St Albans, UK
Mike Miller	Georgetown Observatory, Georgetown, TX USA
David Molina	AnunakiObservatory, Madrid
Thomas Mollier	Tomastro Observatory, France
Mario Morales-Aimar	Observatorio de Sencelles, Spain
Fabio Mortari	Hypatia Observatory, Italy
Gabriel Murawski	MGAB Observatory
Jean-Louis Naudin	Gatinais French Observatory (GFO)
Ramon Naves	Montcabrer MPC-213
David Néel	Sadr Observatory, Chile
Alphonso Noschese	Elianto Observatory
Yenal Ögmen	Green Island Observatory IAU B34
Osamu Ohshima	Ohshima Tamashima Observatory
Zlatko Orbanic	Explorer Orbanic Observatory, Croatia
Christian Pantacchini	Observatoire de BENAYES ; FRANCE
Nikolaos I. Paschalis	Nunki Observatory, Skiathos, Greece
Valère Perroud	Observatoire de Duines, France
Mark Phillips	Forthimage Observatory, Edinburgh, Scotland
Jean-Bernard Pioppa	La Roque Esclapon - FRANCE
Jean Plazas	Ribot Observatory
Jeff Purcell	Omaha, Nebraska-United States
Manfred Raetz	Privat Observatory Herges-Hallenberg, Germany
François Regembal	HRT Observatory, Spain
Jose Angel Carrion Rodrigo	OAQ Observatorio Aras de los Olmos
Lionel Rousselot	Vierzon Observatory, France
Xesco Rubia	Stupa Observatori, Centelles, Catalonia, Spain
Nello Ruocco	Osservatorio Astronomico Nastro Verde, Sorrento, Italy
Mark Salisbury	POST, UK
Fabio Salvaggio	WBRO (K49), Italy
John Savage	Z42, Rushay Farm Observatory, Dorset, UK
Danilo Sedita	Osservatorio Sedita Castrofilippo, Italy
Alvaro Fornas Silva	Centro Astronómico Alto Turia (CAAT)
Nick Sioulas	NOAK Observatory L02, Greece
Vojtěch Školník	Broumov NM Observatory, Czech Republic
Miroslav Smolka	Motešice Observatory, SK
Dimitris Stouraitis	Galileo Observatory, Greece
Thiam-Guan Tan	Perth Exoplanet Survey Telescope, Australia
Geoffrey Thurston	I67, Hartley Wintney, UK
Fernando Pablo Tifner	MPC I32
Andrea Tomacelli	Telescopio Remoto Colacevich UAN c/o Osservatorio Astronomico di Capodimonte di Napoli
Alberto Tomatis	Alto-Observatory, Italy
Pierre Valeau	Observatoire de l'Aiguillon sur Mer, France
Jean-Pascal Vignes	Deep Sky Chile , Chile
Alberto Villa	Oss Astr G.Galilei-Libbiano Mpc code B33

Antoni Vives Sureda
 Kuldip Vora
 Martin Vrašťák
 David E. Wright
 Roberto Zambelli
 Martin Zibar

Anunnaki observatory
 Cepheid Observatory, Rawatbhata, India
 Žilina-Mojš, LSO, Slovakia
 Yorick Observatory, Hampshire, UK
 Roberto Zambelli Observatory
 Chlumčany

ASTEP (Antarctic Search for Transiting ExoPlanets) is a 40 cm telescope installed at the Concordia station, Dome C, Antarctica that operates during the polar winter from March to September (Fressin et al. 2005; Daban et al. 2010; Mékarnia et al. 2016). The continuous night and excellent atmospheric conditions make it well suited for high precision time series photometry such as exoplanet transit observations. The telescope was installed in 2010 and upgraded in 2022. The project is a collaboration between Laboratoire Lagrange (CNRS UMR 7293), the University of Birmingham, and the European Space Agency.

Table 6. Parameters used in the analysis of individual light-curves and the respective references, where the asterisk indicates orbital parameters (a/R_s or i) that were adjusted based on TESS data to match the observed durations.

Planet	Ephemeris (before this update)	Stellar Parameters	Transit Parameters		
	T_0 (BJD _{TDB} - 2450000) P (days)	T_{eff} (K) $\log(g)$ (cgs)	R_p/R_s e	a/R_s ω (deg)	i (deg)
55Cnce	2455962.0727 ^{+0.0007} _{-0.0007} 0.736545 ^{+9e-07} _{-9e-07} Sulis et al. (2019)	5234.0 ^{+30.0} _{-30.0} 4.45 ^{+0.08} _{-0.08} Demory et al. (2011)	0.0187 ^{+0.0004} _{-0.0004} -	3.47 ^{+0.07} _{-0.07} -	83.6 ^{+0.6} _{-0.6}
CoRoT-11b	2454597.6797 ^{+0.0003} _{-0.0003} 2.99433 ^{+1.1e-05} _{-1.1e-05} Gandolfi et al. (2010)	6440.0 ^{+120.0} _{-120.0} 4.22 ^{+0.23} _{-0.23} Gandolfi et al. (2010)	0.107 ^{+0.0005} _{-0.0005} -	6.89 ^{+0.08} _{-0.08} -	83.17 ^{+0.15} _{-0.15}
CoRoT-19b	2455257.4418 ^{+0.0006} _{-0.0006} 3.89713 ^{+2e-05} _{-2e-05} Guenther et al. (2012)	6090.0 ^{+70.0} _{-70.0} 4.07 ^{+0.03} _{-0.03} Guenther et al. (2012)	0.0786 ^{+0.0004} _{-0.0004} -	6.7 ^{+0.1} _{-0.1} -	88.0 ^{+0.7} _{-0.7}
CoRoT-2b	2457347.04314 ^{+0.00012} _{-0.00012} 1.742997 ^{+1.1e-07} _{-1.1e-07} Kokori et al. (2022)	5696.0 ^{+70.0} _{-70.0} 4.42 ^{+0.12} _{-0.12} Chavero et al. (2010)	0.1667 ^{+0.0006} _{-0.0006} -	6.7 ^{+0.03} _{-0.03} -	87.84 ^{+0.1} _{-0.1}
EPIC211945201b	2458113.9399 ^{+0.0004} _{-0.0004} 19.49213 ^{+1e-05} _{-1e-05} Chakraborty et al. (2018)	6025.0 ^{+100.0} _{-100.0} 4.25 ^{+0.1} _{-0.1} Chakraborty et al. (2018)	0.0407 ^{+0.0003} _{-0.0003} -	23.1 ^{+0.5} _{-0.5} -	87.9 ^{+0.06} _{-0.06}
EPIC246851721b	2457865.11032 ^{+0.0001} _{-0.0001} 6.180235 ^{+1.4e-05} _{-1.4e-05} Yu et al. (2018a)	6202.0 ^{+52.0} _{-50.0} 4.16 ^{+0.02} _{-0.02} Yu et al. (2018a)	0.068 ^{+0.003} _{-0.003} -	9.8 ^{+0.17} _{-0.17} -	86.21 ^{+0.17} _{-0.17}
G9-40b	2458497.77747 ^{+0.00032} _{-0.00032} 5.746007 ^{+6e-06} _{-6e-06} Stefansson et al. (2020)	3348.0 ^{+32.0} _{-32.0} 4.93 ^{+0.03} _{-0.03} Stefansson et al. (2020)	0.0605 ^{+0.0026} _{-0.0026} -	27.0 ^{+5.4} _{-3.7} -	88.57 ^{+0.63} _{-0.47}
GJ1132b	2457184.5576 ^{+0.0003} _{-0.0003} 1.6289287 ^{+1.8e-06} _{-1.8e-06} Southworth et al. (2017)	3270.0 ^{+140.0} _{-140.0} 5.05 ^{+0.09} _{-0.09} Berta-Thompson et al. (2015)	0.051 ^{+0.003} _{-0.003} -	16.0 ^{+1.1} _{-1.1} -	88.6 ^{+0.5} _{-0.5}
GJ1214b	2455881.57931 ^{+2.2e-05} _{-2.2e-05} 1.58040454 ^{+4e-08} _{-4e-08} Kokori et al. (2022)	3026.0 ^{+130.0} _{-130.0} 4.99 ^{+0.03} _{-0.03} Charbonneau et al. (2009)	0.116 ^{+0.0005} _{-0.0005} -	15.31 ^{+0.21} _{-0.29} -	89.3 ^{+0.4} _{-0.3}

GJ1252b	2458668.09739 ^{+0.00032} _{-0.00032} 0.5182349 ^{+6.3e-06} _{-6.3e-06} Shporer et al. (2020)	3458.0 ^{+140.0} _{-133.0} 4.835 ^{+0.068} _{-0.067} Shporer et al. (2020)	0.02802 ^{+0.0009} _{-0.0009} — Shporer et al. (2020)	5.05 ^{+6.35} _{-2.73} —	85.0 ^{+2.1} _{-1.8}
GJ3470b	2456340.72559 ^{+0.00011} _{-0.00011} 3.336649 ^{+2e-06} _{-2e-06} Nascimbeni et al. (2013a)	3600.0 ^{+200.0} _{-200.0} 4.77 ^{+0.12} _{-0.12} Bonfils et al. (2012)	0.0764 ^{+0.0004} _{-0.0004} 0.017 ^{+0.016} _{-0.012} Biddle et al. (2014)	13.9 ^{+0.4} _{-0.5} 1.7 ^{+1.0} _{-1.2}	88.9 ^{+0.6} _{-0.5}
GJ357b	2458517.99862 ^{+0.00039} _{-0.00039} 3.93072 ^{+8e-05} _{-8e-05} Luque et al. (2019)	3505.0 ^{+51.0} _{-51.0} 4.94 ^{+0.07} _{-0.07} Luque et al. (2019)	0.0331 ^{+0.0009} _{-0.0009} — Luque et al. (2019)	19.4 ^{+1.4*} _{-1.3} —	89.12 ^{+0.37} _{-0.31}
GJ436b	2454873.01582 ^{+4e-05} _{-4e-05} 2.64389751 ^{+1.2e-07} _{-1.2e-07} Kokori et al. (2022)	3350.0 ^{+300.0} _{-300.0} 4.84 ^{+0.02} _{-0.01} Torres et al. (2008)	0.0831 ^{+0.0003} _{-0.0003} — Knutson et al. (2011)	14.14 ^{+0.09} _{-0.1} —	86.7 ^{+0.03} _{-0.03}
GJ9827b	2457738.8259 ^{+0.0003} _{-0.0003} 1.20898 ^{+8e-06} _{-8e-06} Rodriguez et al. (2018a)	4255.0 ^{+110.0} _{-110.0} 4.7 ^{+0.15} _{-0.15} Niraula et al. (2017)	0.024 ^{+0.0004} _{-0.0004} — Rice et al. (2019)	6.72 ^{+0.08} _{-0.09} —	86.1 ^{+0.4} _{-0.3}
GJ9827c	2457742.1993 ^{+0.00072} _{-0.00072} 3.648096 ^{+6.3e-05} _{-6.3e-05} Rice et al. (2019)	4255.0 ^{+110.0} _{-110.0} 4.7 ^{+0.15} _{-0.15} Niraula et al. (2017)	0.01887 ^{+0.00034} _{-0.00034} — Rice et al. (2019)	14.04 ^{+0.17} _{-0.17} —	88.19 ^{+0.21} _{-0.18}
HAT-P-11b	2455109.335119 ^{+2.1e-05} _{-2.1e-05} 4.8878009 ^{+3e-07} _{-3e-07} Kokori et al. (2022)	4780.0 ^{+50.0} _{-50.0} 4.6 ^{+0.03} _{-0.03} Bakos et al. (2010)	0.0576 ^{+0.0009} _{-0.0009} 0.2 ^{+0.05} _{-0.05} Bakos et al. (2010)	15.58 ^{+0.17} _{-0.82} 355.2 ^{+17.3} _{-17.3}	88.5 ^{+0.6} _{-0.6}
HAT-P-12b	2456716.5327 ^{+6e-05} _{-6e-05} 3.21305751 ^{+1.7e-07} _{-1.7e-07} Kokori et al. (2022)	4650.0 ^{+60.0} _{-60.0} 4.61 ^{+0.01} _{-0.01} Hartman et al. (2009)	0.1406 ^{+0.0013} _{-0.0013} — Hartman et al. (2009)	11.77 ^{+0.15} _{-0.21} —	89.0 ^{+0.4} _{-0.4}
HAT-P-13b	2455456.49826 ^{+0.00016} _{-0.00016} 2.9162431 ^{+6e-07} _{-6e-07} Kokori et al. (2022)	5653.0 ^{+90.0} _{-90.0} 4.13 ^{+0.04} _{-0.04} Bakos et al. (2009)	0.0844 ^{+0.0013} _{-0.0013} 0.021 ^{+0.009} _{-0.009} Bakos et al. (2009)	5.8 ^{+0.3} _{-0.3} 181.0 ^{+45.0} _{-45.0}	83.4 ^{+0.6} _{-0.6}
HAT-P-14b	2455421.35484 ^{+0.00022} _{-0.00022} 4.6276623 ^{+1e-06} _{-1e-06} Kokori et al. (2022)	6600.0 ^{+90.0} _{-90.0} 4.25 ^{+0.03} _{-0.03} Torres et al. (2010)	0.0805 ^{+0.0011} _{-0.0011} — Fukui et al. (2016)	8.51 ^{+0.15*} _{-0.15} —	83.77 ^{+0.18} _{-0.18}
HAT-P-15b	2454638.5609 ^{+0.0005} _{-0.0005} 10.8635 ^{+3e-05} _{-3e-05} Kovács et al. (2010)	5568.0 ^{+90.0} _{-90.0} 4.38 ^{+0.03} _{-0.03} Kovács et al. (2010)	0.1019 ^{+0.0009} _{-0.0009} 0.19 ^{+0.019} _{-0.019} Kovács et al. (2010)	19.2 ^{+0.6} _{-0.6} 262.0 ^{+1.0} _{-1.0}	89.1 ^{+0.2} _{-0.2}
HAT-P-16b	2455968.64684 ^{+0.00013} _{-0.00013} 2.7759677 ^{+3e-07} _{-3e-07} Kokori et al. (2022)	6158.0 ^{+80.0} _{-80.0} 4.34 ^{+0.03} _{-0.03} Buchhave et al. (2010)	0.1071 ^{+0.0014} _{-0.0014} 0.036 ^{+0.004} _{-0.004} Buchhave et al. (2010)	7.2 ^{+0.3} _{-0.3} 214.0 ^{+8.0} _{-8.0}	86.6 ^{+0.7} _{-0.7}
HAT-P-17b	2456569.05972 ^{+5e-05} _{-5e-05} 10.3385346 ^{+9e-07} _{-9e-07} Kokori et al. (2022)	5246.0 ^{+80.0} _{-80.0} 4.52 ^{+0.02} _{-0.02} Howard et al. (2012)	0.1238 ^{+0.001} _{-0.001} 0.342 ^{+0.006} _{-0.006} Howard et al. (2012)	22.6 ^{+0.5} _{-0.5} 201.0 ^{+1.0} _{-1.0}	89.2 ^{+0.2} _{-0.1}
HAT-P-18b	2457276.25646 ^{+0.0001} _{-0.0001} 5.50803 ^{+8e-07} _{-8e-07} Kokori et al. (2022)	4803.0 ^{+80.0} _{-80.0} 4.57 ^{+0.04} _{-0.04} Hartman et al. (2011a)	0.1356 ^{+0.0028} _{-0.0028} — Kirk et al. (2017)	16.39 ^{+0.24} _{-0.24} —	88.53 ^{+0.16} _{-0.16}
HAT-P-19b	2456899.49658 ^{+0.0001} _{-0.0001} 4.0087842 ^{+4e-07} _{-4e-07} Kokori et al. (2022)	4990.0 ^{+130.0} _{-130.0} 4.54 ^{+0.05} _{-0.05} Hartman et al. (2011a)	0.1418 ^{+0.002} _{-0.002} 0.07 ^{+0.04} _{-0.04} Hartman et al. (2011a)	12.2 ^{+0.7} _{-0.7} 256.0 ^{+77.0} _{-77.0}	88.2 ^{+0.4} _{-0.4}
HAT-P-1b	2455801.7739 ^{+0.00018} _{-0.00018} 4.4652992 ^{+4e-07} _{-4e-07} Kokori et al. (2022)	5975.0 ^{+120.0} _{-120.0} 4.38 ^{+0.03} _{-0.03} Torres et al. (2008)	0.11802 ^{+0.00018} _{-0.00018} — Nikolov et al. (2014)	9.85 ^{+0.07} _{-0.07} —	85.63 ^{+0.06} _{-0.06}
HAT-P-20b	2456705.48183 ^{+7e-05} _{-7e-05}	4595.0 ^{+80.0} _{-80.0}	0.1284 ^{+0.0016} _{-0.0016}	11.2 ^{+0.3} _{-0.3}	86.8 ^{+0.2} _{-0.2}

	$2.87531693^{+2.4e-07}_{-2.4e-07}$ Kokori et al. (2022)	$4.63^{+0.02}_{-0.02}$ Bakos et al. (2011)	$0.015^{+0.005}_{-0.005}$	$317.0^{+130.0}_{-130.0}$ Bakos et al. (2011)	
HAT-P-21b	$2454996.4139^{+0.0007}_{-0.0007}$ $4.124481^{+7e-06}_{-7e-06}$ Bakos et al. (2011)	$5588.0^{+80.0}_{-80.0}$ $4.33^{+0.06}_{-0.06}$ Bakos et al. (2011)	$0.095^{+0.0022}_{-0.0022}$ $0.228^{+0.016}_{-0.016}$	$9.6^{+0.7}_{-0.7}$ $309.0^{+3.0}_{-3.0}$ Bakos et al. (2011)	$87.2^{+0.7}_{-0.7}$
HAT-P-22b	$2456603.79429^{+0.00014}_{-0.00014}$ $3.212233^{+3e-07}_{-3e-07}$ Kokori et al. (2022)	$5302.0^{+80.0}_{-80.0}$ $4.36^{+0.04}_{-0.04}$ Bakos et al. (2011)	$0.1065^{+0.0017}_{-0.0017}$ $0.016^{+0.009}_{-0.009}$	$8.6^{+0.3}_{-0.3}$ $156.0^{+66.0}_{-66.0}$ Bakos et al. (2011)	$86.9^{+0.6}_{-0.5}$
HAT-P-23b	$2457575.19549^{+8e-05}_{-8e-05}$ $1.21288644^{+8e-08}_{-8e-08}$ Kokori et al. (2022)	$5905.0^{+80.0}_{-80.0}$ $4.33^{+0.05}_{-0.05}$ Bakos et al. (2011)	$0.1162^{+0.0008}_{-0.0008}$ -	$4.55^{+0.09}_{-0.09}$ -	$85.7^{+0.9}_{-0.9}$ Ciceri et al. (2015)
HAT-P-24b	$2455800.7899^{+0.0003}_{-0.0003}$ $3.355246^{+9e-07}_{-9e-07}$ Kokori et al. (2022)	$6373.0^{+80.0}_{-80.0}$ $4.27^{+0.04}_{-0.04}$ Kipping et al. (2010)	$0.097^{+0.0012}_{-0.0012}$ $0.067^{+0.024}_{-0.024}$	$7.6^{+0.3}_{-0.3}$ $197.0^{+36.0}_{-36.0}$ Kipping et al. (2010)	$88.6^{+0.7}_{-0.7}$
HAT-P-25b	$2456590.49235^{+0.00022}_{-0.00022}$ $3.6528162^{+8e-07}_{-8e-07}$ Kokori et al. (2022)	$5500.0^{+80.0}_{-80.0}$ $4.48^{+0.04}_{-0.04}$ Quinn et al. (2012)	$0.1269^{+0.0011}_{-0.0011}$ $0.023^{+0.022}_{-0.014}$	$10.9^{+0.3}_{-0.3}$ $287.0^{+52.0}_{-17.0}$ Wang et al. (2018b)	$88.2^{+0.5}_{-0.4}$
HAT-P-26b	$2456892.59046^{+0.0001}_{-0.0001}$ $4.2345002^{+7e-07}_{-7e-07}$ Kokori et al. (2022)	$5079.0^{+88.0}_{-88.0}$ $4.56^{+0.06}_{-0.06}$ Hartman et al. (2011b)	$0.0737^{+0.0012}_{-0.0012}$ $0.12^{+0.06}_{-0.06}$	$13.1^{+0.8}_{-0.8}$ $54.0^{+165.0}_{-165.0}$ Hartman et al. (2011b)	$88.6^{+0.5}_{-0.9}$
HAT-P-27b	$2456638.93852^{+0.00012}_{-0.00012}$ $3.0395778^{+2.5e-07}_{-2.5e-07}$ Kokori et al. (2022)	$5300.0^{+90.0}_{-90.0}$ $4.51^{+0.04}_{-0.04}$ Béky et al. (2011)	$0.119^{+0.003}_{-0.003}$ $0.08^{+0.05}_{-0.05}$	$9.7^{+0.4}_{-0.5}$ $63.0^{+64.0}_{-64.0}$ Béky et al. (2011)	$84.7^{+0.4}_{-0.7}$
HAT-P-28b	$2458124.34308^{+0.00022}_{-0.00022}$ $3.2572129^{+6e-07}_{-6e-07}$ Kokori et al. (2022)	$5680.0^{+90.0}_{-90.0}$ $4.36^{+0.06}_{-0.06}$ Buchhave et al. (2011)	$0.113^{+0.0024}_{-0.0024}$ $0.05^{+0.03}_{-0.03}$	$8.4^{+0.6}_{-0.6}$ $233.0^{+90.0}_{-90.0}$ Buchhave et al. (2011)	$88.0^{+0.9}_{-0.9}$
HAT-P-29b	$2457240.8218^{+0.0004}_{-0.0004}$ $5.723371^{+2.4e-06}_{-2.4e-06}$ Kokori et al. (2022)	$6087.0^{+88.0}_{-88.0}$ $4.34^{+0.06}_{-0.06}$ Buchhave et al. (2011)	$0.0885^{+0.0012}_{-0.0012}$ $0.07^{+0.03}_{-0.03}$	$11.6^{+0.6}_{-0.6}$ $203.0^{+29.0}_{-36.0}$ Wang et al. (2018a)	$88.0^{+0.6}_{-0.6}$
HAT-P-2b	$2454387.4945^{+0.00074}_{-0.00074}$ $5.6334729^{+6.1e-06}_{-6.1e-06}$ Pál et al. (2010)	$6290.0^{+110.0}_{-110.0}$ $4.2^{+0.04}_{-0.05}$ Torres et al. (2008)	$0.07227^{+0.00061}_{-0.00061}$ $0.5171^{+0.0033}_{-0.0033}$	$8.99^{+0.39}_{-0.41}$ $185.22^{+0.95}_{-0.95}$ Pál et al. (2010)	$86.72^{+1.12}_{-0.87}$
HAT-P-30b	$2455931.45837^{+0.00018}_{-0.00018}$ $2.8106016^{+5e-07}_{-5e-07}$ Kokori et al. (2022)	$6304.0^{+88.0}_{-88.0}$ $4.36^{+0.03}_{-0.03}$ Johnson et al. (2011)	$0.1109^{+0.0016}_{-0.0016}$ -	$6.771^{+0.013}_{-0.012}$ -	$82.7^{+0.19}_{-0.19}$ Maciejewski et al. (2016b)
HAT-P-31b	$2458169.941^{+0.0017}_{-0.0017}$ $5.005272^{+6e-06}_{-6e-06}$ Mallon et al. (2019b)	$6065.0^{+100.0}_{-100.0}$ $4.26^{+0.18}_{-0.18}$ Kipping et al. (2011)	$0.08^{+0.022}_{-0.022}$ $0.245^{+0.004}_{-0.004}$	$9.34^{+0.15*}_{-0.15}$ $274.3^{+1.8}_{-1.8}$ Kipping et al. (2011)	$87.1^{+1.8}_{-2.7}$
HAT-P-32b	$2456209.25393^{+5e-05}_{-5e-05}$ $2.15000825^{+1e-07}_{-1e-07}$ Kokori et al. (2022)	$6207.0^{+88.0}_{-88.0}$ $4.329^{+0.021}_{-0.021}$ Hartman et al. (2011c)	$0.1489^{+0.0006}_{-0.0006}$ $0.16^{+0.05}_{-0.03}$	$5.34^{+0.04}_{-0.04}$ $50.0^{+27.0}_{-18.0}$ Wang et al. (2019b)	$89.0^{+0.7}_{-0.8}$
HAT-P-33b	$2456601.47713^{+0.00012}_{-0.00012}$ $3.4744767^{+3e-07}_{-3e-07}$ Kokori et al. (2022)	$6446.0^{+88.0}_{-88.0}$ $4.146^{+0.02}_{-0.02}$ Hartman et al. (2011c)	$0.1058^{+0.0011}_{-0.0011}$ -	$6.56^{+0.09}_{-0.12}$ -	$87.2^{+0.0}_{-0.1}$ Hartman et al. (2011c)
HAT-P-34b	$2456462.1472^{+0.0005}_{-0.0005}$ $5.452647^{+3e-06}_{-3e-06}$ Mallon et al. (2019b)	$6442.0^{+88.0}_{-88.0}$ $4.21^{+0.08}_{-0.08}$ Bakos et al. (2012)	$0.08^{+0.003}_{-0.003}$ $0.44^{+0.03}_{-0.03}$	$9.5^{+0.6}_{-0.6}$ $20.0^{+14.0}_{-14.0}$ Bakos et al. (2012)	$87.1^{+1.2}_{-1.2}$
HAT-P-35b	$2455578.66158^{+0.0005}_{-0.0005}$ $3.646706^{+2.1e-05}_{-2.1e-05}$ Bakos et al. (2012)	$6096.0^{+88.0}_{-88.0}$ $4.214^{+0.067}_{-0.065}$ Bakos et al. (2012)	$0.0954^{+0.0027}_{-0.0027}$ $0.025^{+0.018}_{-0.018}$	$7.45^{+0.37}_{-0.37}$ $248.0^{+93.0}_{-93.0}$ Bakos et al. (2012)	$87.3^{+1.0}_{-1.0}$

HAT-P-36b	2457334.53507 ^{+0.0001} _{-0.0001} 1.32734682 ^{+1.2e-07} _{-1.2e-07} Kokori et al. (2022)	5560.0 ^{+100.0} _{-100.0} 4.36 ^{+0.05} _{-0.05} Bakos et al. (2012)	0.126 ^{+0.0011} _{-0.0011} 0.063 ^{+0.021} _{-0.023} Wang et al. (2019b)	4.67 ^{+0.04} _{-0.03} 51.0 ^{+20.0} _{-19.0}	85.2 ^{+0.7} _{-0.6}
HAT-P-37b	2457754.21279 ^{+0.00015} _{-0.00015} 2.7974424 ^{+4e-07} _{-4e-07} Kokori et al. (2022)	5500.0 ^{+100.0} _{-100.0} 4.52 ^{+0.06} _{-0.06} Bakos et al. (2012)	0.1394 ^{+0.0002} _{-0.0002} - Maciejewski et al. (2016b)	9.19 ^{+0.31} _{-0.25} -	86.7 ^{+0.4} _{-0.3}
HAT-P-38b	2457515.07748 ^{+0.00011} _{-0.00011} 4.6403288 ^{+1.1e-06} _{-1.1e-06} Kokori et al. (2022)	5330.0 ^{+100.0} _{-100.0} 4.46 ^{+0.1} _{-0.1} Sato et al. (2012)	0.0918 ^{+0.0016} _{-0.0016} 0.07 ^{+0.05} _{-0.05} Sato et al. (2012)	12.2 ^{+1.0} _{-1.0} 240.0 ^{+104.0} _{-104.0}	88.3 ^{+0.7} _{-0.7}
HAT-P-39b	2455208.7513 ^{+0.0004} _{-0.0004} 3.54387 ^{+5e-06} _{-5e-06} Hartman et al. (2012)	6430.0 ^{+100.0} _{-100.0} 4.17 ^{+0.05} _{-0.05} Hartman et al. (2012)	0.099 ^{+0.003} _{-0.003} - Hartman et al. (2012)	6.74 ^{+0.25} _{-0.25} -	87.0 ^{+1.0} _{-1.0}
HAT-P-3b	2455694.72623 ^{+8e-05} _{-8e-05} 2.89973826 ^{+1.5e-07} _{-1.5e-07} Kokori et al. (2022)	5185.0 ^{+80.0} _{-80.0} 4.56 ^{+0.03} _{-0.03} Torres et al. (2008)	0.1063 ^{+0.002} _{-0.002} - Chan et al. (2011)	10.4 ^{+0.5} _{-0.5} -	87.1 ^{+0.6} _{-0.6}
HAT-P-40b	2456414.9009 ^{+0.0005} _{-0.0005} 4.4572173 ^{+1.7e-06} _{-1.7e-06} Kokori et al. (2022)	6080.0 ^{+100.0} _{-100.0} 3.93 ^{+0.04} _{-0.04} Hartman et al. (2012)	0.0807 ^{+0.0014} _{-0.0014} - Hartman et al. (2012)	5.92 ^{+0.06} _{-0.14} -	88.3 ^{+0.9} _{-0.9}
HAT-P-41b	2458071.24389 ^{+0.00012} _{-0.00012} 2.6940497 ^{+8e-07} _{-8e-07} Kokori et al. (2022)	6390.0 ^{+100.0} _{-100.0} 4.14 ^{+0.03} _{-0.03} Hartman et al. (2012)	0.1028 ^{+0.0016} _{-0.0016} - Hartman et al. (2012)	5.44 ^{+0.09} _{-0.15} -	87.7 ^{+1.0} _{-1.0}
HAT-P-42b	2456036.0799 ^{+0.0008} _{-0.0008} 4.641838 ^{+8e-06} _{-8e-06} Mallonn et al. (2019b)	5743.0 ^{+50.0} _{-50.0} 4.14 ^{+0.07} _{-0.07} Boisse et al. (2013)	0.086 ^{+0.003} _{-0.003} - Boisse et al. (2013)	8.1 ^{+0.8} _{-0.5} -	85.9 ^{+1.3} _{-0.8}
HAT-P-43b	2456147.3425 ^{+0.0003} _{-0.0003} 3.332683 ^{+1.9e-06} _{-1.9e-06} Mallonn et al. (2019b)	5645.0 ^{+74.0} _{-74.0} 4.37 ^{+0.02} _{-0.02} Boisse et al. (2013)	0.1193 ^{+0.0018} _{-0.0018} - Boisse et al. (2013)	8.64 ^{+0.12} _{-0.28} -	88.7 ^{+0.7} _{-0.7}
HAT-P-44b	2457284.0768 ^{+0.0004} _{-0.0004} 4.30119 ^{+1e-06} _{-1e-06} Kokori et al. (2022)	5295.0 ^{+100.0} _{-100.0} 4.46 ^{+0.06} _{-0.06} Hartman et al. (2014)	0.1343 ^{+0.001} _{-0.001} - Hartman et al. (2014)	11.5 ^{+0.5} _{-0.8} -	89.1 ^{+0.4} _{-0.4}
HAT-P-45b	2456502.8481 ^{+0.0003} _{-0.0003} 3.1289923 ^{+1.4e-06} _{-1.4e-06} Mallonn et al. (2019b)	6330.0 ^{+100.0} _{-100.0} 4.3 ^{+0.06} _{-0.06} Hartman et al. (2014)	0.111 ^{+0.0021} _{-0.0021} - Hartman et al. (2014)	7.4 ^{+0.4} _{-0.6} -	87.8 ^{+0.9} _{-0.9}
HAT-P-46b	2455969.1255 ^{+0.0004} _{-0.0004} 4.463137 ^{+5e-06} _{-5e-06} Mallonn et al. (2019b)	6120.0 ^{+100.0} _{-100.0} 4.25 ^{+0.11} _{-0.11} Hartman et al. (2014)	0.0942 ^{+0.0017} _{-0.0017} 0.12 ^{+0.12} _{-0.12} Hartman et al. (2014)	8.9 ^{+0.9} _{-1.2} 70.0 ^{+87.0} _{-87.0}	85.5 ^{+0.8} _{-2.3}
HAT-P-49b	2457077.8963 ^{+0.0005} _{-0.0005} 2.6915535 ^{+1.2e-06} _{-1.2e-06} Kokori et al. (2022)	6820.0 ^{+52.0} _{-52.0} 4.1 ^{+0.04} _{-0.04} Bieryla et al. (2014)	0.0792 ^{+0.0019} _{-0.0019} - Bieryla et al. (2014)	5.13 ^{+0.19} _{-0.3} -	86.2 ^{+1.7} _{-1.7}
HAT-P-4b	2454740.97205 ^{+0.0002} _{-0.0002} 3.0565233 ^{+6e-07} _{-6e-07} Kokori et al. (2022)	5860.0 ^{+80.0} _{-80.0} 4.36 ^{+0.11} _{-0.11} Torres et al. (2008)	0.086 ^{+0.008} _{-0.008} - Christiansen et al. (2011)	6.0 ^{+0.3} _{-0.3} -	89.7 ^{+0.3} _{-0.3}
HAT-P-50b	2456526.3049 ^{+0.0003} _{-0.0003} 3.1220018 ^{+1.3e-06} _{-1.3e-06} Kokori et al. (2022)	6280.0 ^{+49.0} _{-49.0} 4.07 ^{+0.03} _{-0.03} Hartman et al. (2015a)	0.0782 ^{+0.0012} _{-0.0012} - Hartman et al. (2015a)	5.68 ^{+0.19} _{-0.19} -	83.7 ^{+0.6} _{-0.6}
HAT-P-51b	2457868.67797 ^{+0.00024} _{-0.00024} 4.2180226 ^{+9e-07} _{-9e-07} Kokori et al. (2022)	5449.0 ^{+50.0} _{-50.0} 4.39 ^{+0.03} _{-0.03} Hartman et al. (2015a)	0.1278 ^{+0.002} _{-0.002} - Hartman et al. (2015a)	10.5 ^{+0.3} _{-0.4} -	88.5 ^{+0.6} _{-0.6}
HAT-P-52b	2456581.8074 ^{+0.0004} _{-0.0004}	5131.0 ^{+50.0} _{-50.0}	0.116 ^{+0.003} _{-0.003}	8.9 ^{+0.5} _{-0.5}	87.0 ^{+0.9} _{-0.9}

	$2.7535973^{+1.3e-06}_{-1.3e-06}$ Kokori et al. (2022)	$4.48^{+0.05}_{-0.05}$ Hartman et al. (2015a)	–	–	
HAT-P-53b	$2457502.7149^{+0.0003}_{-0.0003}$ $1.9616248^{+4e-07}_{-4e-07}$ Kokori et al. (2022)	$5956.0^{+50.0}_{-50.0}$ $4.31^{+0.04}_{-0.04}$ Hartman et al. (2015a)	$0.112^{+0.0019}_{-0.0019}$	$5.6^{+0.3}_{-0.3}$	$86.2^{+1.5}_{-1.5}$
HAT-P-54b	$2458419.62257^{+0.00019}_{-0.00019}$ $3.7998534^{+8e-07}_{-8e-07}$ Kokori et al. (2022)	$4390.0^{+50.0}_{-50.0}$ $4.67^{+0.01}_{-0.01}$ Bakos et al. (2015a)	$0.1572^{+0.002}_{-0.002}$	$14.34^{+0.22}_{-0.22}$	$87.04^{+0.08}_{-0.08}$
HAT-P-55b	$2457720.3595^{+0.0003}_{-0.0003}$ $3.5852329^{+1.2e-06}_{-1.2e-06}$ Kokori et al. (2022)	$5808.0^{+50.0}_{-50.0}$ $4.43^{+0.03}_{-0.03}$ Juncher et al. (2015)	$0.1202^{+0.0019}_{-0.0019}$	$9.8^{+0.3}_{-0.3}$	$87.7^{+0.6}_{-0.6}$
HAT-P-56b	$2457700.6456^{+0.0004}_{-0.0004}$ $2.7908235^{+9e-07}_{-9e-07}$ Kokori et al. (2022)	$6566.0^{+50.0}_{-50.0}$ $4.24^{+0.01}_{-0.01}$ Huang et al. (2015a)	$0.1054^{+0.0009}_{-0.0009}$	$6.37^{+0.11}_{-0.11}$	$82.13^{+0.18}_{-0.18}$
HAT-P-57b	$2457159.6765^{+0.0006}_{-0.0006}$ $2.4652946^{+7e-07}_{-7e-07}$ Kokori et al. (2022)	$7500.0^{+250.0}_{-250.0}$ $4.25^{+0.02}_{-0.02}$ Hartman et al. (2015b)	$0.0968^{+0.0015}_{-0.0015}$	$5.83^{+0.07}_{-0.12}$	$88.3^{+0.8}_{-0.8}$
HAT-P-59b	$2458618.54088^{+0.00021}_{-0.00021}$ $4.1419771^{+1.2e-06}_{-1.2e-06}$ Bakos et al. (2021)	$5678.0^{+16.0}_{-16.0}$ $4.36^{+0.01}_{-0.01}$ Bakos et al. (2021)	$0.10452^{+0.00096}_{-0.00096}$	$9.87^{+0.12}_{-0.12}$	$85.18^{+0.1}_{-0.1}$
HAT-P-5b	$2455705.72567^{+0.00024}_{-0.00024}$ $2.7884735^{+5e-07}_{-5e-07}$ Kokori et al. (2022)	$5960.0^{+100.0}_{-100.0}$ $4.0^{+0.2}_{-0.2}$ Torres et al. (2008)	$0.1106^{+0.0006}_{-0.0006}$	$7.5^{+0.19}_{-0.19}$	$86.8^{+0.4}_{-0.4}$
HAT-P-62b	$2457118.38979^{+0.00044}_{-0.00044}$ $2.6453235^{+3.9e-06}_{-3.9e-06}$ Bakos et al. (2021)	$5629.0^{+48.0}_{-48.0}$ $4.31^{+0.01}_{-0.01}$ Bakos et al. (2021)	$0.0942^{+0.0019}_{-0.0019}$	$6.93^{+0.11}_{-0.11}$	$87.93^{+0.64}_{-0.64}$
HAT-P-65b	$2457149.2808^{+0.0004}_{-0.0004}$ $2.6054485^{+9e-07}_{-9e-07}$ Kokori et al. (2022)	$5835.0^{+51.0}_{-51.0}$ $3.98^{+0.04}_{-0.04}$ Hartman et al. (2016)	$0.1045^{+0.0024}_{-0.0024}$	$4.57^{+0.2}_{-0.2}$	$84.2^{+1.3}_{-1.3}$
HAT-P-66b	$2457258.7999^{+0.0007}_{-0.0007}$ $2.972086^{+6e-06}_{-6e-06}$ Hartman et al. (2016)	$6002.0^{+50.0}_{-50.0}$ $3.99^{+0.04}_{-0.04}$ Hartman et al. (2016)	$0.0872^{+0.0024}_{-0.0024}$	$5.01^{+0.21}_{-0.32}$	$86.2^{+1.8}_{-1.8}$
HAT-P-67b	$2455961.3854^{+0.0008}_{-0.0008}$ $4.8101025^{+4e-07}_{-4e-07}$ Zhou et al. (2017)	$6406.0^{+65.0}_{-61.0}$ $3.85^{+0.01}_{-0.02}$ Zhou et al. (2017)	$0.0834^{+0.0017}_{-0.0017}$	$5.69^{+0.06}_{-0.12}$	$88.8^{+1.1}_{-1.3}$
HAT-P-68b	$2456614.20355^{+0.00014}_{-0.00014}$ $2.29840551^{+5.2e-07}_{-5.2e-07}$ Lindor et al. (2021)	$4508.0^{+43.0}_{-43.0}$ $4.62^{+0.01}_{-0.01}$ Lindor et al. (2021)	$0.1644^{+0.0015}_{-0.0015}$	$9.6^{+0.185}_{-0.047}$	$88.73^{+0.47}_{-0.27}$
HAT-P-69b	$2458495.78861^{+0.00073}_{-0.00073}$ $4.7869491^{+2.1e-06}_{-2.1e-06}$ Zhou et al. (2019a)	$7394.0^{+360.0}_{-600.0}$ $4.11^{+0.03}_{-0.06}$ Zhou et al. (2019a)	$0.08703^{+0.00075}_{-0.00075}$	$7.32^{+0.16}_{-0.18}$	$87.19^{+0.52}_{-0.72}$
HAT-P-6b	$2455260.92994^{+0.00021}_{-0.00021}$ $3.8529962^{+5e-07}_{-5e-07}$ Kokori et al. (2022)	$6570.0^{+80.0}_{-80.0}$ $4.22^{+0.03}_{-0.03}$ Noyes et al. (2008)	$0.0934^{+0.0005}_{-0.0005}$	$7.69^{+0.22}_{-0.22}$	$85.5^{+0.3}_{-0.3}$
HAT-P-70b	$2458439.57519^{+0.00045}_{-0.00045}$ $2.74432452^{+7.9e-07}_{-7.9e-07}$ Zhou et al. (2019a)	$8450.0^{+540.0}_{-690.0}$ $4.18^{+0.06}_{-0.06}$ Zhou et al. (2019a)	$0.09887^{+0.00133}_{-0.00133}$	$5.31^{+0.06*}_{-0.06}$	$83.5^{+0.91}_{-1.42}$
HAT-P-7b	$2455174.8326^{+0.0003}_{-0.0003}$ $2.2047363^{+7e-07}_{-7e-07}$ Kokori et al. (2022)	$6350.0^{+80.0}_{-80.0}$ $4.07^{+0.08}_{-0.04}$ Pál et al. (2008)	$0.0781^{+0.0007}_{-0.0007}$ $0.0016^{+0.0034}_{-0.001}$	$4.03^{+0.16}_{-0.16}$ $165.0^{+93.0}_{-66.0}$	$82.2^{+1.2}_{-1.2}$
					Wong et al. (2016)

HAT-P-8b	2455945.0839 ^{+0.0003} _{-0.0003} 3.0763433 ^{+7e-07} _{-7e-07} Kokori et al. (2022)	6200.0 ^{+80.0} _{-80.0} 4.15 ^{+0.05} _{-0.05} Latham et al. (2009)	0.0921 ^{+0.0005} _{-0.0005} 6.29 ^{+0.06} _{-0.06} 87.1 ^{+0.4} _{-0.4} - -	Mancini et al. (2013b)
HAT-P-9b	2455473.14492 ^{+0.00023} _{-0.00023} 3.9228105 ^{+8e-07} _{-8e-07} Kokori et al. (2022)	6350.0 ^{+150.0} _{-150.0} 4.3 ^{+0.06} _{-0.06} Shporer et al. (2009b)	0.107 ^{+0.0009} _{-0.0009} 8.5 ^{+0.3} _{-0.3} 86.4 ^{+0.4} _{-0.4} 0.08 ^{+0.05} _{-0.05} 152.0 ^{+42.0} _{-39.0}	Wang et al. (2019b)
HATS-10b	2456457.88268 ^{+0.00022} _{-0.00022} 3.312846 ^{+6e-06} _{-6e-06} Brahm et al. (2015)	5880.0 ^{+120.0} _{-120.0} 4.39 ^{+0.03} _{-0.03} Brahm et al. (2015)	0.0903 ^{+0.0013} _{-0.0013} 8.7 ^{+0.3} _{-0.4} 87.8 ^{+0.7} _{-0.7} - -	Brahm et al. (2015)
HATS-11b	2457378.41989 ^{+7e-05} _{-7e-05} 3.619163 ^{+3e-06} _{-3e-06} Bayliss et al. (2018a)	6060.0 ^{+150.0} _{-150.0} 4.12 ^{+0.03} _{-0.03} Rabus et al. (2016)	0.108 ^{+0.003} _{-0.003} 6.88 ^{+0.18} _{-0.27} 88.3 ^{+0.9} _{-0.9} - -	Rabus et al. (2016)
HATS-13b	2456824.3225 ^{+0.00023} _{-0.00023} 3.0440546 ^{+7e-07} _{-7e-07} Kokori et al. (2022)	5523.0 ^{+69.0} _{-69.0} 4.52 ^{+0.02} _{-0.02} Mancini et al. (2015a)	0.1402 ^{+0.0016} _{-0.0016} 9.82 ^{+0.18} _{-0.18} 88.5 ^{+0.4} _{-0.4} - -	Mancini et al. (2015a)
HATS-17b	2457139.168 ^{+0.0014} _{-0.0014} 16.25461 ^{+7e-05} _{-7e-05} Brahm et al. (2016a)	5846.0 ^{+78.0} _{-78.0} 4.42 ^{+0.04} _{-0.04} Brahm et al. (2016a)	0.073 ^{+0.003} _{-0.003} 25.8 ^{+1.1} _{-1.5} 89.1 ^{+0.3} _{-0.3} - -	Brahm et al. (2016a)
HATS-1b	2457901.9514 ^{+0.0004} _{-0.0004} 3.4464553 ^{+8e-07} _{-8e-07} Kokori et al. (2022)	5870.0 ^{+100.0} _{-100.0} 4.4 ^{+0.11} _{-0.11} Penev et al. (2013)	0.1288 ^{+0.002} _{-0.002} 9.2 ^{+0.8} _{-0.8} 85.6 ^{+0.6} _{-1.4} 0.12 ^{+0.09} _{-0.09} 18.0 ^{+30.0} _{-18.0}	Penev et al. (2013)
HATS-22b	2457768.11264 ^{+0.00023} _{-0.00023} 4.7228189 ^{+1.2e-06} _{-1.2e-06} Kokori et al. (2022)	4803.0 ^{+55.0} _{-55.0} 4.64 ^{+0.03} _{-0.03} Bento et al. (2017)	0.143 ^{+0.003} _{-0.003} 15.7 ^{+0.4} _{-0.7} 87.96 ^{+0.21} _{-0.21} 0.08 ^{+0.03} _{-0.03} 56.0 ^{+73.0} _{-73.0}	Bento et al. (2017)
HATS-23b	2457072.85344 ^{+0.0007} _{-0.0007} 2.1605156 ^{+4.5e-06} _{-4.5e-06} Bento et al. (2017)	5780.0 ^{+120.0} _{-120.0} 4.33 ^{+0.04} _{-0.04} Bento et al. (2017)	0.159 ^{+0.02} _{-0.02} 6.08 ^{+0.41} _{-0.26} 81.02 ^{+0.93} _{-0.62} - -	Bento et al. (2017)
HATS-24b	2458237.2874 ^{+0.0005} _{-0.0005} 1.3484963 ^{+7e-07} _{-7e-07} Kokori et al. (2022)	6346.0 ^{+81.0} _{-81.0} 4.38 ^{+0.02} _{-0.02} Bento et al. (2017)	0.131 ^{+0.003} _{-0.003} 4.67 ^{+0.1} _{-0.14} 86.6 ^{+1.2} _{-1.2} - -	Bento et al. (2017)
HATS-25b	2456870.3695 ^{+0.0005} _{-0.0005} 4.298643 ^{+5e-06} _{-5e-06} Espinoza et al. (2016)	5715.0 ^{+73.0} _{-73.0} 4.35 ^{+0.05} _{-0.05} Espinoza et al. (2016)	0.117 ^{+0.003} _{-0.003} 10.0 ^{+0.6} _{-0.6} 86.9 ^{+0.7} _{-0.7} - -	Espinoza et al. (2016)
HATS-26b	2456867.424 ^{+0.0012} _{-0.0012} 3.302388 ^{+8e-06} _{-8e-06} Espinoza et al. (2016)	6071.0 ^{+81.0} _{-81.0} 3.94 ^{+0.05} _{-0.05} Espinoza et al. (2016)	0.088 ^{+0.005} _{-0.005} 5.0 ^{+0.3} _{-0.3} 86.2 ^{+1.9} _{-1.9} - -	Espinoza et al. (2016)
HATS-27b	2457029.3382 ^{+0.0011} _{-0.0011} 4.637038 ^{+1.4e-05} _{-1.4e-05} Espinoza et al. (2016)	6438.0 ^{+64.0} _{-64.0} 4.11 ^{+0.05} _{-0.05} Espinoza et al. (2016)	0.089 ^{+0.004} _{-0.004} 7.5 ^{+0.4} _{-0.6} 87.3 ^{+1.3} _{-1.3} - -	Espinoza et al. (2016)
HATS-29b	2457851.8034 ^{+0.0005} _{-0.0005} 4.6058791 ^{+2.4e-06} _{-2.4e-06} Kokori et al. (2022)	5670.0 ^{+110.0} _{-110.0} 4.39 ^{+0.03} _{-0.03} Espinoza et al. (2016)	0.12 ^{+0.003} _{-0.003} 11.0 ^{+0.3} _{-0.3} 87.4 ^{+0.3} _{-0.3} - -	Espinoza et al. (2016)
HATS-2b	2455954.58657 ^{+9e-05} _{-9e-05} 1.354133 ^{+1e-06} _{-1e-06} Mohler-Fischer et al. (2013)	5227.0 ^{+95.0} _{-95.0} 4.48 ^{+0.02} _{-0.02} Mohler-Fischer et al. (2013)	0.1335 ^{+0.001} _{-0.001} 5.5 ^{+0.09} _{-0.09} 87.2 ^{+0.7} _{-0.7} - -	Mohler-Fischer et al. (2013)
HATS-30b	2457912.2004 ^{+0.0003} _{-0.0003} 3.1743516 ^{+7e-07} _{-7e-07} Kokori et al. (2022)	5943.0 ^{+70.0} _{-70.0} 4.42 ^{+0.03} _{-0.03} Espinoza et al. (2016)	0.1137 ^{+0.0017} _{-0.0017} 8.8 ^{+0.3} _{-0.3} 86.8 ^{+0.5} _{-0.5} - -	Espinoza et al. (2016)

HATS-31b	2456960.1484 ^{+0.0011} _{-0.0011} 3.37796 ^{+1.2e-05} _{-1.2e-05} de Val-Borro et al. (2016)	6050.0 ^{+120.0} _{-120.0} 4.0 ^{+0.07} _{-0.07} de Val-Borro et al. (2016)	0.091 ^{+0.005} _{-0.005} 5.5 ^{+0.4} _{-0.4} 85.0 ^{+2.5} _{-1.6} - -	de Val-Borro et al. (2016)
HATS-33b	2458090.7093 ^{+0.0005} _{-0.0005} 2.5495627 ^{+1.1e-06} _{-1.1e-06} Kokori et al. (2022)	5659.0 ^{+85.0} _{-85.0} 4.45 ^{+0.04} _{-0.04} de Val-Borro et al. (2016)	0.124 ^{+0.008} _{-0.008} 7.8 ^{+0.3} _{-0.3} 87.6 ^{+0.9} _{-0.9} - -	de Val-Borro et al. (2016)
HATS-34b	2456634.8581 ^{+0.00075} _{-0.00075} 2.1061607 ^{+4.7e-06} _{-4.7e-06} de Val-Borro et al. (2016)	5380.0 ^{+73.0} _{-73.0} 4.43 ^{+0.04} _{-0.04} de Val-Borro et al. (2016)	0.15 ^{+0.014} _{-0.014} 6.96 ^{+0.34} _{-0.34} 82.28 ^{+0.43} _{-0.59} - -	de Val-Borro et al. (2016)
HATS-35b	2457899.5875 ^{+0.0003} _{-0.0003} 1.8210014 ^{+6e-07} _{-6e-07} Kokori et al. (2022)	6300.0 ^{+100.0} _{-100.0} 4.24 ^{+0.02} _{-0.02} de Val-Borro et al. (2016)	0.1051 ^{+0.0012} _{-0.0012} 4.79 ^{+0.11} _{-0.11} 86.9 ^{+1.3} _{-1.3} - -	de Val-Borro et al. (2016)
HATS-39b	2457315.2842 ^{+0.0006} _{-0.0006} 4.577635 ^{+7e-06} _{-7e-06} Bento et al. (2018)	6572.0 ^{+83.0} _{-83.0} 4.16 ^{+0.04} _{-0.04} Bento et al. (2018)	0.099 ^{+0.003} _{-0.003} 8.0 ^{+0.4} _{-0.4} 85.0 ^{+0.5} _{-0.5} - -	Bento et al. (2018)
HATS-3b	2456155.96808 ^{+0.00014} _{-0.00014} 3.547851 ^{+5e-06} _{-5e-06} Bayliss et al. (2013)	6351.0 ^{+76.0} _{-76.0} 4.22 ^{+0.01} _{-0.01} Bayliss et al. (2013)	0.1011 ^{+0.0006} _{-0.0006} 7.42 ^{+0.12} _{-0.12} 86.2 ^{+0.3} _{-0.3} - -	Bayliss et al. (2013)
HATS-40b	2456962.6768 ^{+0.001} _{-0.001} 3.264274 ^{+6e-06} _{-6e-06} Bento et al. (2018)	6460.0 ^{+130.0} _{-130.0} 3.92 ^{+0.04} _{-0.04} Bento et al. (2018)	0.072 ^{+0.003} _{-0.003} 4.74 ^{+0.22} _{-0.31} 85.8 ^{+1.8} _{-1.8} - -	Bento et al. (2018)
HATS-41b	2456795.7248 ^{+0.0014} _{-0.0014} 4.193649 ^{+1.3e-05} _{-1.3e-05} Bento et al. (2018)	6424.0 ^{+91.0} _{-91.0} 4.14 ^{+0.11} _{-0.11} Bento et al. (2018)	0.08 ^{+0.004} _{-0.004} 7.3 ^{+1.0} _{-1.0} 80.4 ^{+2.3} _{-4.2} 0.38 ^{+0.11} _{-0.11} 136.0 ^{+18.0} _{-18.0}	Bento et al. (2018)
HATS-42b	2456768.60812 ^{+0.00069} _{-0.00069} 2.292102 ^{+2.1e-06} _{-2.1e-06} Bento et al. (2018)	6060.0 ^{+120.0} _{-120.0} 4.2 ^{+0.07} _{-0.07} Bento et al. (2018)	0.0976 ^{+0.004} _{-0.004} 5.36 ^{+0.39} _{-0.56} 85.1 ^{+2.1} _{-2.1} - -	Bento et al. (2018)
HATS-43b	2458039.86444 ^{+0.00022} _{-0.00022} 4.3888499 ^{+1.4e-06} _{-1.4e-06} Kokori et al. (2022)	5099.0 ^{+61.0} _{-61.0} 4.54 ^{+0.04} _{-0.04} Brahm et al. (2018a)	0.1492 ^{+0.0017} _{-0.0017} 13.0 ^{+0.7} _{-0.4} 89.2 ^{+0.3} _{-0.4} 0.17 ^{+0.09} _{-0.09} 330.0 ^{+120.0} _{-120.0}	Brahm et al. (2018a)
HATS-45b	2456731.1961 ^{+0.0007} _{-0.0007} 4.187624 ^{+6e-06} _{-6e-06} Brahm et al. (2018a)	6450.0 ^{+110.0} _{-110.0} 4.3 ^{+0.04} _{-0.04} Brahm et al. (2018a)	0.1 ^{+0.004} _{-0.004} 9.0 ^{+0.4} _{-0.4} 85.6 ^{+0.4} _{-0.4} - -	Brahm et al. (2018a)
HATS-46b	2457376.6862 ^{+0.0006} _{-0.0006} 4.742373 ^{+5e-06} _{-5e-06} Brahm et al. (2018a)	5495.0 ^{+69.0} _{-69.0} 4.54 ^{+0.04} _{-0.04} Brahm et al. (2018a)	0.109 ^{+0.003} _{-0.003} 13.6 ^{+0.5} _{-0.7} 87.32 ^{+0.22} _{-0.31} - -	Brahm et al. (2018a)
HATS-48Ab	2457100.55022 ^{+0.00045} _{-0.00045} 3.1316666 ^{+3.7e-06} _{-3.7e-06} Hartman et al. (2020)	4546.0 ^{+23.0} _{-18.0} 4.591 ^{+0.039} _{-0.039} Hartman et al. (2020)	0.1148 ^{+0.002} _{-0.002} 11.33 ^{+0.049} _{-0.049} 89.58 ^{+0.18} _{-0.18} - -	Hartman et al. (2020)
HATS-4b	2457086.8394 ^{+0.0003} _{-0.0003} 2.5167278 ^{+5e-07} _{-5e-07} Kokori et al. (2022)	5403.0 ^{+50.0} _{-50.0} 4.51 ^{+0.02} _{-0.02} Jordán et al. (2014)	0.113 ^{+0.003} _{-0.003} 8.43 ^{+0.17} _{-0.22} 88.5 ^{+0.6} _{-0.6} - -	Jordán et al. (2014)
HATS-51b	2457042.0049 ^{+0.0006} _{-0.0006} 3.34887 ^{+4e-06} _{-4e-06} Henning et al. (2018)	5758.0 ^{+58.0} _{-58.0} 4.2 ^{+0.09} _{-0.09} Henning et al. (2018)	0.101 ^{+0.004} _{-0.004} 7.93 ^{+0.1*} _{-0.1} 87.1 ^{+1.6} _{-1.6} - -	Henning et al. (2018)
HATS-52b	2456929.0312 ^{+0.0003} _{-0.0003}	6010.0 ^{+150.0} _{-150.0}	0.135 ^{+0.003} _{-0.003} 5.14 ^{+0.22} _{-0.22} 84.7 ^{+1.1} _{-1.1}	

	1.3666544 ^{+9e-07} _{-9e-07} Henning et al. (2018)	4.45 ^{+0.03} _{-0.03} Henning et al. (2018)	-	-	Henning et al. (2018)
HATS-53b	2457236.75732 ^{+0.00049} _{-0.00049} 3.8537768 ^{+3.8e-06} _{-3.8e-06} Henning et al. (2018)	5644.0 ^{+94.0} _{-94.0} 4.34 ^{+0.02} _{-0.02} Henning et al. (2018)	0.125 ^{+0.0028} _{-0.0028}	9.3 ^{+0.15} _{-0.22}	88.78 ^{+0.55} _{-0.55} Henning et al. (2018)
HATS-56b	2457788.0037 ^{+0.0012} _{-0.0012} 4.324799 ^{+2.7e-05} _{-2.7e-05} Espinoza et al. (2019b)	6536.0 ^{+31.0} _{-31.0} 3.95 ^{+0.01} _{-0.01} Espinoza et al. (2019b)	0.0789 ^{+0.0018} _{-0.0018}	5.902 ^{+0.085} _{-0.085}	83.29 ^{+0.21} _{-0.21} Espinoza et al. (2019b)
HATS-57b	2457778.49669 ^{+0.00025} _{-0.00025} 2.350621 ^{+1.3e-06} _{-1.3e-06} Espinoza et al. (2019b)	5587.0 ^{+19.0} _{-19.0} 4.48 ^{+0.02} _{-0.02} Espinoza et al. (2019b)	0.1218 ^{+0.0023} _{-0.0023}	7.82 ^{+0.12} _{-0.12}	87.88 ^{+0.4} _{-0.4} Espinoza et al. (2019b)
HATS-58Ab	2457463.2999 ^{+0.0017} _{-0.0017} 4.2180896 ^{+8.9e-06} _{-8.9e-06} Espinoza et al. (2019b)	7175.0 ^{+54.0} _{-54.0} 4.29 ^{+0.03} _{-0.03} Espinoza et al. (2019b)	0.0786 ^{+0.0025} _{-0.0025}	8.71 ^{+0.3} _{-0.3}	85.69 ^{+0.33} _{-0.33} Espinoza et al. (2019b)
HATS-5b	2456392.8762 ^{+0.0003} _{-0.0003} 4.76339 ^{+3e-06} _{-3e-06} Kokori et al. (2022)	5304.0 ^{+50.0} _{-50.0} 4.53 ^{+0.02} _{-0.02} Zhou et al. (2014)	0.1076 ^{+0.0004} _{-0.0004}	13.4 ^{+0.3} _{-0.3}	89.3 ^{+0.3} _{-0.3} Zhou et al. (2014)
HATS-60b	2458015.7244 ^{+0.0008} _{-0.0008} 3.56083 ^{+3e-05} _{-3e-05} Hartman et al. (2019)	5688.0 ^{+20.0} _{-20.0} 4.15 ^{+0.01} _{-0.01} Hartman et al. (2019)	0.081 ^{+0.003} _{-0.003}	6.93 ^{+0.11} _{-0.11}	86.3 ^{+0.3} _{-0.3} Hartman et al. (2019)
HATS-64b	2457769.8237 ^{+0.0008} _{-0.0008} 4.908897 ^{+1.3e-05} _{-1.3e-05} Hartman et al. (2019)	6554.0 ^{+27.0} _{-27.0} 3.98 ^{+0.02} _{-0.02} Hartman et al. (2019)	0.0817 ^{+0.0024} _{-0.0024}	6.68 ^{+0.2} _{-0.2}	87.2 ^{+0.8} _{-0.8} Hartman et al. (2019)
HATS-65b	2457520.9621 ^{+0.0004} _{-0.0004} 3.105161 ^{+1.6e-06} _{-1.6e-06} Hartman et al. (2019)	6277.0 ^{+30.0} _{-30.0} 4.3 ^{+0.02} _{-0.02} Hartman et al. (2019)	0.118 ^{+0.003} _{-0.003}	7.38 ^{+0.16} _{-0.16}	84.8 ^{+0.3} _{-0.3} Hartman et al. (2019)
HATS-67b	2457796.8821 ^{+0.0004} _{-0.0004} 1.609179 ^{+4e-06} _{-4e-06} Hartman et al. (2019)	6594.0 ^{+33.0} _{-33.0} 4.28 ^{+0.01} _{-0.01} Hartman et al. (2019)	0.1201 ^{+0.002} _{-0.002}	4.53 ^{+0.08} _{-0.08}	79.0 ^{+0.3} _{-0.3} Hartman et al. (2019)
HATS-68b	2457410.4094 ^{+0.0011} _{-0.0011} 3.58622 ^{+5e-06} _{-5e-06} Hartman et al. (2019)	6147.0 ^{+22.0} _{-22.0} 4.08 ^{+0.01} _{-0.01} Hartman et al. (2019)	0.0725 ^{+0.0016} _{-0.0016}	6.23 ^{+0.09} _{-0.09}	83.21 ^{+0.19} _{-0.19} Hartman et al. (2019)
HATS-6b	2456660.36771 ^{+0.00013} _{-0.00013} 3.325272 ^{+3e-06} _{-3e-06} Kokori et al. (2022)	3724.0 ^{+18.0} _{-18.0} 4.68 ^{+0.01} _{-0.01} Hartman et al. (2015c)	0.1798 ^{+0.0008} _{-0.0008}	13.65 ^{+0.15} _{-0.15}	88.21 ^{+0.08} _{-0.08} Hartman et al. (2015c)
HATS-70b	2456911.87486 ^{+0.0008} _{-0.0008} 1.8882378 ^{+1.5e-06} _{-1.5e-06} Zhou et al. (2019b)	7930.0 ^{+630.0} _{-820.0} 4.17 ^{+0.04} _{-0.04} Zhou et al. (2019b)	0.074 ^{+0.0028} _{-0.0028}	4.17 ^{+0.16} _{-0.13}	86.7 ^{+1.6} _{-1.9} Zhou et al. (2019b)
HATS-72b	2458087.64782 ^{+7.5e-05} _{-7.5e-05} 7.3279474 ^{+1.6e-06} _{-1.6e-06} Hartman et al. (2020)	4656.1 ^{+8.9} _{-8.9} 4.59 ^{+0.0} _{-0.0} Hartman et al. (2020)	0.1029 ^{+0.00034} _{-0.00034}	19.821 ^{+0.048} _{-0.048}	89.56 ^{+0.07} _{-0.05} Hartman et al. (2020)
HATS-7b	2456528.2978 ^{+0.0006} _{-0.0006} 3.185315 ^{+5e-06} _{-5e-06} Bakos et al. (2015b)	4985.0 ^{+50.0} _{-50.0} 4.54 ^{+0.05} _{-0.05} Bakos et al. (2015b)	0.0711 ^{+0.0019} _{-0.0019}	10.6 ^{+0.5} _{-0.7}	87.9 ^{+0.8} _{-0.8} Bakos et al. (2015b)
HD106315c	2457611.132 ^{+0.004} _{-0.004} 21.0568 ^{+0.0005} _{-0.0005} Lendl et al. (2017b)	6290.0 ^{+60.0} _{-60.0} 4.29 ^{+0.07} _{-0.07} Crossfield et al. (2017)	0.0303 ^{+0.0016} _{-0.0016}	33.4 ^{+1.9} _{-5.3}	89.4 ^{+0.4} _{-0.7} Crossfield et al. (2017)
HD108236b	2458572.1128 ^{+0.0031} _{-0.0031} 3.79523 ^{+0.00047} _{-0.00047} Daylan et al. (2021)	5730.0 ^{+50.0} _{-50.0} 4.5 ^{+0.5} _{-0.5} Daylan et al. (2021)	0.01638 ^{+0.00095} _{-0.00095}	11.35 ^{+0.34} _{-0.34}	87.88 ^{+1.3} _{-0.87} Daylan et al. (2021)

HD108236c	2458572.3949 ^{+0.0025} _{-0.0025} 6.2037 ^{+0.00064} _{-0.00064} Daylan et al. (2021)	5730.0 ^{+50.0} _{-50.0} 4.5 ^{+0.5} _{-0.5} Daylan et al. (2021)	0.02134 ^{+0.00094} _{-0.00094} 16.6 ^{+0.5*} _{-0.4} 88.72 ^{+0.82} _{-0.74} 0.18 ^{+0.34} _{-0.14} 210.0 ^{+120.0} _{-120.0} Daylan et al. (2021)
HD108236d	2458571.3368 ^{+0.0015} _{-0.0015} 14.17555 ^{+0.00099} _{-0.00099} Daylan et al. (2021)	5730.0 ^{+50.0} _{-50.0} 4.5 ^{+0.5} _{-0.5} Daylan et al. (2021)	0.02805 ^{+0.00095} _{-0.00095} 27.39 ^{+0.78} _{-0.82} 89.22 ^{+0.45} _{-0.38} 0.17 ^{+0.3} _{-0.12} 190.0 ^{+140.0} _{-130.0} Daylan et al. (2021)
HD108236e	2458586.5677 ^{+0.0014} _{-0.0014} 19.5917 ^{+0.0022} _{-0.0022} Daylan et al. (2021)	5730.0 ^{+50.0} _{-50.0} 4.5 ^{+0.5} _{-0.5} Daylan et al. (2021)	0.0323 ^{+0.0012} _{-0.0012} 33.9 ^{+1.0} _{-1.1} 89.32 ^{+0.42} _{-0.3} 0.2 ^{+0.3} _{-0.13} 170.0 ^{+150.0} _{-130.0} Daylan et al. (2021)
HD110113b	2458570.101 ^{+0.004} _{-0.004} 2.541 ^{+0.0005} _{-0.0005} Osborn et al. (2021b)	5732.0 ^{+50.0} _{-50.0} 4.46 ^{+0.05} _{-0.05} Osborn et al. (2021b)	0.018 ^{+0.001} _{-0.001} 7.75 ^{+0.22} _{-0.22} 87.69 ^{+1.61} _{-1.94} 0.093 ^{+0.079} _{-0.064} 359.53 ^{+0.68} _{-0.68} Osborn et al. (2021b)
HD149026b	2454456.78835 ^{+0.00014} _{-0.00014} 2.875891 ^{+3e-06} _{-3e-06} Carter et al. (2009)	6160.0 ^{+50.0} _{-50.0} 4.28 ^{+0.04} _{-0.06} Torres et al. (2008)	0.0542 ^{+0.0009} _{-0.0009} 6.01 ^{+0.17} _{-0.23} 84.5 ^{+0.3} _{-0.8} - - Carter et al. (2009)
HD17156b	2454884.02895 ^{+7e-05} _{-7e-05} 21.216398 ^{+1.6e-05} _{-1.6e-05} Nutzman et al. (2011)	6100.0 ^{+75.0} _{-75.0} 4.22 ^{+0.05} _{-0.05} Barbieri et al. (2009)	0.0745 ^{+0.0003} _{-0.0003} 23.2 ^{+0.3} _{-0.3} 86.49 ^{+0.24} _{-0.2} 0.677 ^{+0.003} _{-0.003} 121.7 ^{+0.4} _{-0.4} Nutzman et al. (2011)
HD189733b	2454403.67771 ^{+3e-05} _{-3e-05} 2.21857519 ^{+1.4e-07} _{-1.4e-07} Kokori et al. (2022)	5040.0 ^{+50.0} _{-50.0} 4.59 ^{+0.01} _{-0.01} Torres et al. (2008)	0.15534 ^{+0.00011} _{-0.00011} 8.92 ^{+0.03} _{-0.03} 85.78 ^{+0.03} _{-0.03} - - Morello et al. (2014)
HD191939b	2458715.35554 ^{+0.00064} _{-0.00064} 8.880403 ^{+7e-05} _{-7e-05} Badenas-Agusti et al. (2020)	5427.0 ^{+50.0} _{-50.0} 4.4 ^{+0.1} _{-0.1} Badenas-Agusti et al. (2020)	0.03343 ^{+0.00043} _{-0.00043} 18.67 ^{+3.94} _{-3.18} 88.18 ^{+0.21} _{-0.21} - - Badenas-Agusti et al. (2020)
HD191939c	2458726.0531 ^{+0.0011} _{-0.0011} 28.58059 ^{+0.00045} _{-0.00045} Badenas-Agusti et al. (2020)	5427.0 ^{+50.0} _{-50.0} 4.4 ^{+0.1} _{-0.1} Badenas-Agusti et al. (2020)	0.03158 ^{+0.00054} _{-0.00054} 40.49 ^{+7.7} _{-6.51} 89.124 ^{+0.091} _{-0.097} - - Badenas-Agusti et al. (2020)
HD202772Ab	2458338.61047 ^{+0.00024} _{-0.00024} 3.30896 ^{+8e-05} _{-8e-05} Wang et al. (2019a)	6272.0 ^{+77.0} _{-71.0} 3.85 ^{+0.03} _{-0.03} Wang et al. (2019a)	0.0613 ^{+0.0008} _{-0.0008} 4.27 ^{+0.05*} _{-0.05} 84.5 ^{+1.1} _{-0.8} 0.04 ^{+0.04} _{-0.03} 98.0 ^{+65.0} _{-52.0} Wang et al. (2019a)
HD209458b	2455015.49844 ^{+0.00012} _{-0.00012} 3.5247499 ^{+3e-07} _{-3e-07} Kokori et al. (2022)	6065.0 ^{+50.0} _{-50.0} 4.36 ^{+0.01} _{-0.01} Torres et al. (2008)	0.12086 ^{+0.0001} _{-0.0001} 8.76 ^{+0.04} _{-0.04} 86.71 ^{+0.05} _{-0.05} - - Torres et al. (2008)
HD219134b	2457126.6991 ^{+0.0009} _{-0.0009} 3.092926 ^{+1e-05} _{-1e-05} Gillon et al. (2017)	4699.0 ^{+16.0} _{-16.0} 4.63 ^{+0.1} _{-0.1} Motalebi et al. (2015)	0.0189 ^{+0.0006} _{-0.0006} 10.714 ^{+0.006} _{-0.006} 85.05 ^{+0.09} _{-0.09} - - Gillon et al. (2017)
HD219666b	2458329.1996 ^{+0.0012} _{-0.0012} 6.0361 ^{+0.0006} _{-0.0006} Esposito et al. (2019)	5527.0 ^{+65.0} _{-65.0} 4.4 ^{+0.11} _{-0.11} Esposito et al. (2019)	0.0419 ^{+0.0008} _{-0.0008} 13.3 ^{+0.4} _{-0.4} 86.38 ^{+0.15} _{-0.15} - - Esposito et al. (2019)
HD2685b	2458325.78297 ^{+0.0002} _{-0.0002} 4.12688 ^{+5e-05} _{-5e-05} Jones et al. (2019)	6801.0 ^{+76.0} _{-76.0} 4.21 ^{+0.03} _{-0.03} Jones et al. (2019)	0.09467 ^{+0.00033} _{-0.00033} 7.697 ^{+0.069} _{-0.054} 89.25 ^{+0.41} _{-0.44} 0.091 ^{+0.039} _{-0.047} 184.36 ^{+6.27} _{-6.56} Jones et al. (2019)
HD332231b	2458729.67987 ^{+0.00038} _{-0.00038} 18.71204 ^{+0.00043} _{-0.00043} Dalba et al. (2020)	6089.0 ^{+97.0} _{-96.0} 4.279 ^{+0.027} _{-0.034} Dalba et al. (2020)	0.06976 ^{+0.00041} _{-0.00041} 24.21 ^{+0.62} _{-0.78} 89.68 ^{+0.22} _{-0.28} 0.032 ^{+0.03} _{-0.022} 47.0 ^{+69.0} _{-74.0} Dalba et al. (2020)
HD5278b	2458680.69932 ^{+0.00083} _{-0.00083} 14.339156 ^{+4.9e-05} _{-4.9e-05}	6203.0 ^{+64.0} _{-64.0} 4.5 ^{+0.11} _{-0.11}	0.01874 ^{+0.0003} _{-0.0003} 21.2 ^{+1.3*} _{-1.0} 89.27 ^{+0.47} _{-0.48} 0.08 ^{+0.09} _{-0.05} 135.0 ^{+34.0} _{-280.0}

	Sozzetti et al. (2021)	Sozzetti et al. (2021)	Sozzetti et al. (2021)		
HD63433b	2458916.4526 ^{+0.0032} _{-0.0032} 7.10793 ^{+0.0004} _{-0.0004} Mann et al. (2020)	5640.0 ^{+74.0} _{-74.0} 4.515 ^{+0.042} _{-0.042} Mann et al. (2020)	0.02161 ^{+0.00055} _{-0.00055}	16.95 ^{+0.34} _{-0.82}	89.38 ^{+0.43} _{-0.64}
HD63433c	2458844.05799 ^{+0.00084} _{-0.00084} 20.5453 ^{+0.0012} _{-0.0012} Mann et al. (2020)	5640.0 ^{+74.0} _{-74.0} 4.515 ^{+0.042} _{-0.042} Mann et al. (2020)	0.02687 ^{+0.0007} _{-0.0007}	34.38 ^{+0.69} _{-2.0}	89.147 ^{+0.069} _{-0.2}
HD86226c	2458543.2539 ^{+0.0007} _{-0.0007} 3.98442 ^{+0.00018} _{-0.00018} Teske et al. (2020)	5863.0 ^{+88.0} _{-88.0} 4.4 ^{+0.03} _{-0.03} Teske et al. (2020)	0.0188 ^{+0.0019} _{-0.0019}	10.11 ^{+0.07} _{-0.08}	86.45 ^{+0.26} _{-0.16}
HD89345b	2457913.804 ^{+0.0006} _{-0.0006} 11.814 ^{+0.0009} _{-0.0009} Van Eylen et al. (2018)	5499.0 ^{+73.0} _{-73.0} 4.04 ^{+0.01} _{-0.0} Van Eylen et al. (2018)	0.0378 ^{+0.0006} _{-0.0006}	14.68 ^{+0.19*} _{-0.19}	87.9 ^{+0.3} _{-0.3}
HD97658b	2456665.4641 ^{+0.0008} _{-0.0008} 9.48926 ^{+6e-05} _{-6e-05} Knutson et al. (2014b)	5170.0 ^{+44.0} _{-44.0} 4.63 ^{+0.06} _{-0.06} Howard et al. (2011)	0.0311 ^{+0.0008} _{-0.0008}	26.2 ^{+1.2} _{-1.2}	89.8 ^{+0.5} _{-0.5}
HIP65Ab	2458326.10418 ^{+0.00011} _{-0.00011} 0.9809734 ^{+3.1e-06} _{-3.1e-06} Nielsen et al. (2020a)	4590.0 ^{+49.0} _{-49.0} 4.61 ^{+0.01} _{-0.01} Nielsen et al. (2020a)	0.287 ^{+0.088} _{-0.088}	5.289 ^{+0.051} _{-0.045}	77.18 ^{+0.92} _{-1.0}
K2-107b	2457304.52525 ^{+0.00013} _{-0.00013} 3.313921 ^{+1e-05} _{-1e-05} Mayo et al. (2018)	6030.0 ^{+120.0} _{-120.0} 4.07 ^{+0.1} _{-0.1} Eigmüller et al. (2017)	0.083 ^{+0.001} _{-0.001}	5.68 ^{+0.04*} _{-0.04}	81.9 ^{+0.7} _{-0.7}
K2-113b	2457392.88684 ^{+0.00019} _{-0.00019} 5.81761 ^{+3e-05} _{-3e-05} Espinoza et al. (2017)	5627.0 ^{+88.0} _{-88.0} 4.4 ^{+0.15} _{-0.15} Espinoza et al. (2017)	0.0911 ^{+0.0008} _{-0.0008}	11.4 ^{+0.3} _{-0.3}	86.21 ^{+0.2} _{-0.21}
K2-115b	2457157.1578 ^{+0.0003} _{-0.0003} 20.27303 ^{+4e-05} _{-4e-05} Shporer et al. (2017)	5560.0 ^{+56.0} _{-58.0} 4.46 ^{+0.06} _{-0.04} Shporer et al. (2017)	0.1254 ^{+0.0011} _{-0.0011}	32.4 ^{+0.7*} _{-0.4}	88.82 ^{+0.15} _{-0.15}
K2-116b	2456979.9496 ^{+0.0043} _{-0.0043} 4.655335 ^{+0.000513} _{-0.000513} Mayo et al. (2018)	4348.35 ^{+86.1} _{-87.78} 4.624 ^{+0.082} _{-0.085} Dressing et al. (2017)	0.0096 ^{+0.0012} _{-0.0012}	13.8 ^{+2.88} _{-5.35}	87.8 ^{+1.6} _{-3.6}
K2-121b	2457143.56126 ^{+0.0001} _{-0.0001} 5.185759 ^{+1.4e-05} _{-1.4e-05} Mayo et al. (2018)	4471.4 ^{+111.6} _{-103.6} 4.52 ^{+0.06} _{-0.06} Dressing et al. (2017)	0.109 ^{+0.005} _{-0.005}	14.46 ^{+0.16*} _{-0.12}	87.2 ^{+0.9} _{-0.5}
K2-132b	2457608.53 ^{+0.009} _{-0.009} 9.171 ^{+0.003} _{-0.003} Jones et al. (2018)	4840.0 ^{+90.0} _{-90.0} 3.3 ^{+0.01} _{-0.01} Grunblatt et al. (2017)	0.0279 ^{+0.0011} _{-0.0011}	4.8 ^{+0.5} _{-0.5}	77.5 ^{+0.5} _{-0.5}
K2-136c	2457830.024 ^{+0.003} _{-0.003} 17.3077 ^{+0.0013} _{-0.0013} Ciardi et al. (2018)	4364.0 ^{+70.0} _{-70.0} 4.63 ^{+0.11} _{-0.11} Ciardi et al. (2018)	0.0385 ^{+0.0047} _{-0.0047}	34.8 ^{+3.6} _{-7.2}	89.3 ^{+0.5} _{-0.8}
K2-140b	2457588.28509 ^{+5e-05} _{-5e-05} 6.56919 ^{+3e-05} _{-3e-05} Korth et al. (2019)	5654.0 ^{+55.0} _{-55.0} 4.45 ^{+0.01} _{-0.01} Giles et al. (2018)	0.117 ^{+0.001} _{-0.001}	13.84 ^{+0.04*} _{-0.07}	88.3 ^{+0.1} _{-0.1}
K2-155c	2457814.565 ^{+0.003} _{-0.003} 13.854 ^{+0.0009} _{-0.0009} Hirano et al. (2018)	3919.0 ^{+70.0} _{-70.0} 4.73 ^{+0.05} _{-0.05} Hirano et al. (2018)	0.0339 ^{+0.0031} _{-0.0031}	30.0 ^{+6.2} _{-9.8}	88.9 ^{+0.8} _{-0.8}
K2-198b	2457221.6126 ^{+0.0007} _{-0.0007} 17.0432 ^{+0.0003} _{-0.0003} Mayo et al. (2018)	5262.0 ^{+50.0} _{-50.0} 4.63 ^{+0.1} _{-0.1} Mayo et al. (2018)	0.0485 ^{+0.0023} _{-0.0023}	42.0 ^{+4.1} _{-8.4}	89.4 ^{+0.4} _{-0.6}
K2-198d	2457213.5759 ^{+0.001} _{-0.001}	5212.9 ^{+99.0} _{-49.2}	0.022 ^{+0.00057} _{-0.00057}	19.5 ^{+1.5*} _{-1.5}	89.86 ^{+0.68} _{-0.3}

	$7.4500177^{+5.2e-06}_{-5.2e-06}$ Hedges et al. (2019)	$4.582^{+0.065}_{-0.064}$ Mayo et al. (2018)	-	-	Hedges et al. (2019)
K2-199c	$2457222.9308^{+0.0007}_{-0.0007}$ $7.3745^{+0.00013}_{-0.00013}$ Mayo et al. (2018)	$4681.0^{+50.0}_{-50.0}$ $4.69^{+0.1}_{-0.1}$ Mayo et al. (2018)	$0.039^{+0.0021}_{-0.0021}$	$22.1^{+2.0}_{-4.8}$	$88.9^{+0.8}_{-1.3}$ Mayo et al. (2018)
K2-19b	$2456813.37624^{+0.0005}_{-0.0005}$ $7.920994^{+7.1e-05}_{-7.1e-05}$ Narita et al. (2015)	$5430.0^{+60.0}_{-60.0}$ $4.63^{+0.1}_{-0.1}$ Sinukoff et al. (2016)	$0.0754^{+0.0006}_{-0.0006}$	$19.66^{+0.27*}_{-0.27}$	$89.5^{+0.4}_{-0.4}$ Sinukoff et al. (2016)
K2-232b	$2457858.85681^{+5e-05}_{-5e-05}$ $11.168459^{+1.7e-05}_{-1.7e-05}$ Yu et al. (2018b)	$6154.0^{+60.0}_{-60.0}$ $4.38^{+0.02}_{-0.02}$ Brahm et al. (2018b)	$0.0887^{+0.0004}_{-0.0004}$	$19.2^{+0.3}_{-0.3}$ $207.0^{+3.6}_{-3.8}$	$89.14^{+0.13}_{-0.11}$ Brahm et al. (2018b)
K2-233d	$2458005.581^{+0.003}_{-0.003}$ $24.3662^{+0.0021}_{-0.0021}$ David et al. (2018a)	$4950.0^{+100.0}_{-100.0}$ $4.71^{+0.1}_{-0.1}$ David et al. (2018a)	$0.0325^{+0.0008}_{-0.0008}$	$44.2^{+1.6}_{-1.8}$	$89.35^{+0.12}_{-0.11}$ David et al. (2018a)
K2-237b	$2457861.4341^{+0.00013}_{-0.00013}$ $2.180533^{+7e-07}_{-7e-07}$ Kokori et al. (2022)	$6257.0^{+100.0}_{-100.0}$ $4.24^{+0.1}_{-0.1}$ Soto et al. (2018)	$0.118^{+0.002}_{-0.002}$	$5.4^{+0.04*}_{-0.05}$	$84.3^{+0.7}_{-0.4}$ Soto et al. (2018)
K2-238b	$2457740.5044^{+0.0004}_{-0.0004}$ $3.20466^{+3e-05}_{-3e-05}$ Soto et al. (2018)	$5630.0^{+78.0}_{-78.0}$ $4.11^{+0.07}_{-0.07}$ Soto et al. (2018)	$0.08^{+0.003}_{-0.003}$	$6.3^{+0.7}_{-0.5}$	$84.5^{+1.8}_{-1.5}$ Soto et al. (2018)
K2-25b	$2457620.11054^{+8e-05}_{-8e-05}$ $3.4845627^{+9e-07}_{-9e-07}$ Kokori et al. (2022)	$3180.0^{+60.0}_{-60.0}$ $4.98^{+0.07}_{-0.07}$ Mann et al. (2016)	$0.106^{+0.029}_{-0.029}$	$25.1^{+4.1*}_{-4.1}$ $62.0^{+44.0}_{-39.0}$	$88.3^{+1.2}_{-0.7}$ Mann et al. (2016)
K2-260b	$2457836.49912^{+0.0001}_{-0.0001}$ $2.6266974^{+1.7e-06}_{-1.7e-06}$ Kokori et al. (2022)	$6367.0^{+250.0}_{-250.0}$ $4.125^{+0.024}_{-0.024}$ Johnson et al. (2018a)	$0.0973^{+0.0003}_{-0.0003}$	$5.18^{+0.06*}_{-0.06}$	$88.7^{+0.9}_{-1.0}$ Johnson et al. (2018a)
K2-261b	$2457906.8416^{+0.0007}_{-0.0007}$ $11.63344^{+0.00012}_{-0.00012}$ Johnson et al. (2018a)	$5537.0^{+71.0}_{-71.0}$ $4.21^{+0.11}_{-0.11}$ Johnson et al. (2018a)	$0.0529^{+0.001}_{-0.001}$	$13.3^{+2.4}_{-2.6}$ $143.0^{+18.0}_{-18.0}$	$88.4^{+1.1}_{-1.9}$ Johnson et al. (2018a)
K2-266d	$2457944.8393^{+0.0012}_{-0.0012}$ $14.697^{+0.0003}_{-0.0003}$ Rodriguez et al. (2018b)	$4285.0^{+49.0}_{-57.0}$ $4.58^{+0.03}_{-0.04}$ Rodriguez et al. (2018b)	$0.0383^{+0.0007}_{-0.0007}$	$31.7^{+1.1}_{-1.2}$ $87.0^{+62.0}_{-62.0}$	$89.46^{+0.32}_{-0.25}$ Rodriguez et al. (2018b)
K2-284b	$2457859.11316^{+0.00043}_{-0.00043}$ $4.795069^{+8.6e-05}_{-8.6e-05}$ David et al. (2018b)	$4140.0^{+50.0}_{-50.0}$ $4.67^{+0.01}_{-0.01}$ David et al. (2018b)	$0.042^{+0.0013}_{-0.0013}$	$16.84^{+0.62}_{-0.7}$ $180.2^{+126.4}_{-129.6}$	$89.0^{+0.65}_{-0.62}$ David et al. (2018b)
K2-295b	$2457395.4140498^{+1.2e-06}_{-1.2e-06}$ $4.024867^{+1.5e-05}_{-1.5e-05}$ Smith et al. (2019)	$4444.0^{+70.0}_{-70.0}$ $4.63^{+0.12}_{-0.12}$ Smith et al. (2019)	$0.1304^{+0.0014}_{-0.0014}$	$13.76^{+0.19}_{-0.44}$	$89.3^{+0.46}_{-0.62}$ Smith et al. (2019)
K2-29b	$2458508.0943^{+0.0003}_{-0.0003}$ $3.2588315^{+9e-07}_{-9e-07}$ Kokori et al. (2022)	$5358.0^{+38.0}_{-38.0}$ $4.54^{+0.01}_{-0.01}$ Santerne et al. (2016)	$0.1419^{+0.0006}_{-0.0006}$	$10.51^{+0.15}_{-0.15}$ $132.0^{+21.0}_{-21.0}$	$86.66^{+0.11}_{-0.08}$ Santerne et al. (2016)
K2-30b	$2457395.78391^{+0.00013}_{-0.00013}$ $4.0984791^{+7e-07}_{-7e-07}$ Kokori et al. (2022)	$5425.0^{+40.0}_{-40.0}$ $4.54^{+0.03}_{-0.03}$ Johnson et al. (2016)	$0.1266^{+0.0016}_{-0.0016}$	$12.3^{+0.4}_{-0.4}$	$86.92^{+0.26}_{-0.24}$ Johnson et al. (2016)
K2-31b	$2457191.70967^{+0.00024}_{-0.00024}$ $1.25785^{+2e-06}_{-2e-06}$ Dai et al. (2016)	$5280.0^{+70.0}_{-70.0}$ $4.6^{+0.07}_{-0.07}$ Grziwa et al. (2016)	$0.14^{+0.04}_{-0.04}$	$5.642^{+0.007*}_{-0.007}$	$79.9^{+0.8}_{-0.8}$ Grziwa et al. (2016)
K2-333b	$2458097.39598^{+0.00077}_{-0.00077}$ $14.75929^{+0.00024}_{-0.00024}$	$6070.0^{+190.0}_{-190.0}$ $4.32^{+0.04}_{-0.04}$	$0.0461^{+0.001}_{-0.001}$	$23.06^{+0.72}_{-2.14}$	$89.35^{+0.45}_{-0.77}$

	de Leon et al. (2021)	Yu et al. (2018c)	de Leon et al. (2021)		
K2-334b	2458096.81023 ^{+0.00055} _{-0.00055} 5.113981 ^{+6.1e-05} _{-6.1e-05} de Leon et al. (2021)	6890.0 ^{+340.0} _{-340.0} 4.27 ^{+0.04} _{-0.04} Yu et al. (2018c)	0.0343 ^{+0.0018} _{-0.0018}	15.35 ^{+1.09} _{-3.58}	88.58 ^{+0.97} _{-2.46}
K2-34b	2457144.34781 ^{+8e-05} _{-8e-05} 2.995629 ^{+6e-06} _{-6e-06} Brahm et al. (2016b)	6087.0 ^{+38.0} _{-38.0} 4.11 ^{+0.07} _{-0.07} Hirano et al. (2016)	0.0887 ^{+0.0012} _{-0.0012}	6.7 ^{+0.4} _{-0.3}	83.0 ^{+0.7} _{-0.6}
K2-55b	2456983.4238 ^{+0.001} _{-0.001} 2.84927 ^{+3e-05} _{-3e-05} Dressing et al. (2017)	4456.0 ^{+148.0} _{-148.0} 4.67 ^{+0.05} _{-0.05} Crossfield et al. (2016)	0.0561 ^{+0.0016} _{-0.0016} 0.07 ^{+0.13} _{-0.06}	10.5 ^{+0.6} _{-0.6} 23.9 ^{+115.4} _{-140.3}	88.2 ^{+1.1} _{-1.0}
KELT-10b	2457066.7204 ^{+0.0003} _{-0.0003} 4.166274 ^{+6e-06} _{-6e-06} Kuhn et al. (2016)	5948.0 ^{+74.0} _{-74.0} 4.32 ^{+0.02} _{-0.03} Kuhn et al. (2016)	0.119 ^{+0.0014} _{-0.0014}	9.34 ^{+0.21} _{-0.32}	88.6 ^{+0.9} _{-0.7}
KELT-11b	2457483.431 ^{+0.0007} _{-0.0007} 4.7361 ^{+3e-05} _{-3e-05} Beatty et al. (2017b)	5370.0 ^{+51.0} _{-50.0} 3.73 ^{+0.04} _{-0.05} Pepper et al. (2017)	0.051 ^{+0.004} _{-0.004} 0.0007 ^{+0.002} _{-0.0005}	4.98 ^{+0.05} _{-0.05} 359.0 ^{+147.4} _{-74.6}	85.3 ^{+0.2} _{-0.2}
KELT-12b	2457083.6605 ^{+0.0009} _{-0.0009} 5.03162 ^{+3e-05} _{-3e-05} Stevens et al. (2017)	6279.0 ^{+51.0} _{-51.0} 3.89 ^{+0.05} _{-0.05} Stevens et al. (2017)	0.0772 ^{+0.0019} _{-0.0019}	6.1 ^{+0.4} _{-0.4}	84.5 ^{+1.1} _{-0.9}
KELT-14b	2457091.0286 ^{+0.0005} _{-0.0005} 1.710059 ^{+3e-06} _{-3e-06} Rodriguez et al. (2016)	5720.0 ^{+130.0} _{-130.0} 4.17 ^{+0.02} _{-0.02} Turner et al. (2016b)	0.1177 ^{+0.0012} _{-0.0012}	4.25 ^{+0.07} _{-0.07}	78.3 ^{+0.3} _{-0.3}
KELT-15b	2458564.05392 ^{+0.0002} _{-0.0002} 3.329475 ^{+4e-06} _{-4e-06} Kokori et al. (2022)	6003.0 ^{+56.0} _{-52.0} 4.17 ^{+0.02} _{-0.04} Rodriguez et al. (2016)	0.1001 ^{+0.0022} _{-0.0022}	6.7 ^{+0.14} _{-0.35}	88.3 ^{+1.2} _{-1.7}
KELT-16b	2458136.78366 ^{+0.00011} _{-0.00011} 0.96899328 ^{+1.9e-07} _{-1.9e-07} Kokori et al. (2022)	6236.0 ^{+54.0} _{-54.0} 4.25 ^{+0.03} _{-0.04} Oberst et al. (2017)	0.107 ^{+0.0013} _{-0.0013}	3.23 ^{+0.12} _{-0.13}	84.4 ^{+3.0} _{-2.3}
KELT-17b	2457287.74564 ^{+0.0003} _{-0.0003} 3.0801716 ^{+5.3e-06} _{-5.3e-06} Zhou et al. (2016)	7454.0 ^{+49.0} _{-49.0} 4.22 ^{+0.02} _{-0.02} Zhou et al. (2016)	0.09526 ^{+0.00088} _{-0.00088}	6.38 ^{+0.18} _{-0.18}	84.87 ^{+0.45} _{-0.43}
KELT-18b	2457838.3101 ^{+0.0004} _{-0.0004} 2.8717023 ^{+1.9e-06} _{-1.9e-06} Kokori et al. (2022)	6670.0 ^{+120.0} _{-120.0} 4.06 ^{+0.01} _{-0.01} McLeod et al. (2017)	0.0846 ^{+0.0009} _{-0.0009}	5.14 ^{+0.04} _{-0.08}	88.9 ^{+0.8} _{-1.2}
KELT-19Ab	2457281.24954 ^{+0.00036} _{-0.00036} 4.6117093 ^{+8.8e-06} _{-8.8e-06} Sivard et al. (2018)	7500.0 ^{+110.0} _{-110.0} 4.13 ^{+0.03} _{-0.03} Sivard et al. (2018)	0.10713 ^{+0.00092} _{-0.00092}	7.5 ^{+0.2} _{-0.18}	85.41 ^{+0.34} _{-0.31}
KELT-1b	2456981.90516 ^{+0.00014} _{-0.00014} 1.21749399 ^{+1.6e-07} _{-1.6e-07} Kokori et al. (2022)	6518.0 ^{+50.0} _{-50.0} 4.23 ^{+0.03} _{-0.03} Sivard et al. (2012)	0.0771 ^{+0.0003} _{-0.0003} 0.0013 ^{+0.0005} _{-0.0005}	3.69 ^{+0.04} _{-0.04} 358.0 ^{+51.0} _{-51.0}	86.8 ^{+0.8} _{-0.8}
KELT-20b	2457503.12005 ^{+0.00019} _{-0.00019} 3.4741085 ^{+1.9e-06} _{-1.9e-06} Lund et al. (2017)	8720.0 ^{+250.0} _{-260.0} 4.29 ^{+0.02} _{-0.02} Lund et al. (2017)	0.1144 ^{+0.00062} _{-0.00062}	7.5 ^{+0.05} _{-0.05}	86.12 ^{+0.28} _{-0.27}
KELT-21b	2457382.64073 ^{+0.00041} _{-0.00041} 3.6127628 ^{+3.8e-06} _{-3.8e-06} Johnson et al. (2018b)	7598.0 ^{+81.0} _{-84.0} 4.173 ^{+0.015} _{-0.014} Johnson et al. (2018b)	0.09952 ^{+0.00071} _{-0.00071}	6.86 ^{+0.13} _{-0.12}	86.46 ^{+0.38} _{-0.34}
KELT-23Ab	2458140.38698 ^{+0.0002} _{-0.0002} 2.25528783 ^{+6.8e-07} _{-6.8e-07} Maciejewski (2020)	5899.0 ^{+49.0} _{-49.0} 4.42 ^{+0.03} _{-0.03} Johns et al. (2019)	0.132 ^{+0.0006} _{-0.0006}	7.556 ^{+0.041} _{-0.045}	85.96 ^{+0.11} _{-0.1}
KELT-24b	2458268.45459 ^{+0.00087} _{-0.00087}	6509.0 ^{+50.0} _{-49.0}	0.0901 ^{+0.0003} _{-0.0003}	9.95 ^{+0.18} _{-0.17}	89.17 ^{+0.75} _{-0.59}

	$5.5514918^{+8.6e-06}_{-8.6e-06}$ Maciejewski (2020)	$4.25^{+0.02}_{-0.02}$ Rodriguez et al. (2019a)	$0.077^{+0.025}_{-0.024}$	$55.0^{+15.0}_{-13.0}$ Rodriguez et al. (2019a)	
KELT-2Ab	$2455974.6034^{+0.0008}_{-0.0008}$ $4.113791^{+1e-05}_{-1e-05}$ Beatty et al. (2012)	$6148.0^{+48.0}_{-48.0}$ $4.03^{+0.03}_{-0.03}$ Beatty et al. (2012)	$0.0722^{+0.0018}_{-0.0018}$	$6.59^{+0.08*}_{-0.08}$ Beatty et al. (2012)	$88.6^{+1.0}_{-1.4}$
KELT-3b	$2456666.888^{+0.0004}_{-0.0004}$ $2.7033878^{+1e-06}_{-1e-06}$ Kokori et al. (2022)	$6306.0^{+50.0}_{-49.0}$ $4.21^{+0.03}_{-0.03}$ Pepper et al. (2013)	$0.0939^{+0.0011}_{-0.0011}$	$6.02^{+0.24}_{-0.22}$ Pepper et al. (2013)	$84.2^{+0.7}_{-0.6}$
KELT-4Ab	$2456190.3021^{+0.00022}_{-0.00022}$ $2.989593^{+5e-06}_{-5e-06}$ Eastman et al. (2016)	$6206.0^{+75.0}_{-75.0}$ $4.11^{+0.01}_{-0.01}$ Eastman et al. (2016)	$0.1089^{+0.0005}_{-0.0005}$	$5.79^{+0.09}_{-0.08}$ Eastman et al. (2016)	$83.16^{+0.22}_{-0.21}$
KELT-6b	$2457124.5095^{+0.0006}_{-0.0006}$ $7.845582^{+7e-06}_{-7e-06}$ Damasso et al. (2015a)	$6102.0^{+43.0}_{-43.0}$ $4.07^{+0.04}_{-0.07}$ Collins et al. (2014)	$0.0776^{+0.001}_{-0.001}$	$11.4^{+1.7*}_{-1.7}$ Collins et al. (2014)	$88.8^{+0.8}_{-0.9}$
KELT-7b	$2458343.40408^{+0.0001}_{-0.0001}$ $2.7347657^{+4e-07}_{-4e-07}$ Kokori et al. (2022)	$6789.0^{+50.0}_{-49.0}$ $4.15^{+0.02}_{-0.02}$ Bieryla et al. (2015)	$0.091^{+0.0006}_{-0.0006}$	$5.53^{+0.04*}_{-0.04}$ Bieryla et al. (2015)	$83.8^{+0.4}_{-0.4}$
KELT-8b	$2457396.045^{+0.0006}_{-0.0006}$ $3.24408^{+5e-06}_{-5e-06}$ Mallonn et al. (2019b)	$5754.0^{+54.0}_{-55.0}$ $4.08^{+0.05}_{-0.05}$ Fulton et al. (2015)	$0.115^{+0.003}_{-0.003}$ $0.04^{+0.05}_{-0.03}$	$5.9^{+0.4}_{-0.4}$ $85.0^{+87.0}_{-97.0}$ Fulton et al. (2015)	$82.7^{+0.8}_{-1.0}$
KELT-9b	$2457095.68572^{+0.00014}_{-0.00014}$ $1.4811235^{+1.1e-06}_{-1.1e-06}$ Gaudi et al. (2017)	$10170.0^{+450.0}_{-450.0}$ $4.09^{+0.01}_{-0.01}$ Gaudi et al. (2017)	$0.08228^{+0.00043}_{-0.00043}$	$3.2^{+0.02}_{-0.02}$ Gaudi et al. (2017)	$86.79^{+0.25}_{-0.25}$
KOI-12b	$2454961.74044^{+0.00025}_{-0.00025}$ $17.8552301^{+3e-07}_{-3e-07}$ Holczer et al. (2016)	$6820.0^{+120.0}_{-120.0}$ $4.34^{+0.15}_{-0.15}$ Bourrier et al. (2015)	$0.09049^{+8e-05}_{-8e-05}$	$18.89^{+0.23*}_{-0.22}$ Bourrier et al. (2015)	$88.95^{+0.15}_{-0.25}$
KOI-13b	$2454953.56596^{+2e-05}_{-2e-05}$ $1.763588^{+1e-06}_{-1e-06}$ Esteves et al. (2015)	$8848.0^{+100.0}_{-100.0}$ $3.93^{+0.1}_{-0.1}$ Borucki et al. (2011)	$0.08737^{+2e-05}_{-2e-05}$ $0.00064^{+0.00012}_{-0.00016}$	$4.5007^{+0.0039}_{-0.004}$ $5.0^{+8.0}_{-10.0}$ Esteves et al. (2015)	$86.77^{+0.048}_{-0.052}$
KOI-94c	$2454971.0826^{+0.00038}_{-0.00038}$ $10.4236888^{+5.3e-06}_{-5.3e-06}$ Masuda et al. (2013)	$6182.0^{+58.0}_{-58.0}$ $4.18^{+0.07}_{-0.07}$ Weiss et al. (2013)	$0.025673^{+7.4e-05}_{-7.4e-05}$	$5.7798^{+0.0016}_{-0.0016}$ Masuda et al. (2013)	$89.924^{+0.054}_{-0.073}$
KOI-94d	$2454965.7397^{+0.0003}_{-0.0003}$ $22.3429695^{+3e-07}_{-3e-07}$ Holczer et al. (2016)	$6182.0^{+58.0}_{-58.0}$ $4.18^{+0.07}_{-0.07}$ Weiss et al. (2013)	$0.06802^{+8e-05}_{-8e-05}$	$27.3^{+0.4*}_{-0.4}$ Weiss et al. (2013)	$89.87^{+0.12}_{-0.12}$
KOI-94e	$2454994.23915^{+0.00046}_{-0.00046}$ $54.319832^{+3.5e-05}_{-3.5e-05}$ Masuda et al. (2013)	$6182.0^{+58.0}_{-58.0}$ $4.181^{+0.066}_{-0.066}$ Weiss et al. (2013)	$0.04132^{+0.00016}_{-0.00016}$	$47.69^{+0.67}_{-0.64}$ Masuda et al. (2013)	$89.554^{+0.048}_{-0.044}$
KPS-1b	$2458678.9091^{+0.0003}_{-0.0003}$ $1.7063241^{+1.5e-06}_{-1.5e-06}$ Kokori et al. (2022)	$5165.0^{+90.0}_{-90.0}$ $4.47^{+0.06}_{-0.06}$ Burdanov et al. (2018)	$0.114^{+0.004}_{-0.004}$	$6.37^{+0.05}_{-0.05}$ Burdanov et al. (2018)	$83.2^{+0.9}_{-0.9}$
Kepler-105b	$2454966.142^{+0.01}_{-0.01}$ 5.4122^{+2e-05}_{-2e-05} Wang et al. (2014a)	$6397.0^{+95.0}_{-95.0}$ $4.15^{+0.2}_{-0.23}$ Wang et al. (2014a)	$0.028^{+0.001}_{-0.001}$	$9.65^{+0.16*}_{-0.16}$ Wang et al. (2014a)	$85.94^{+1.87}_{-3.88}$
Kepler-12b	$2455004.009119^{+2e-05}_{-2e-05}$ $4.4379654^{+1.1e-06}_{-1.1e-06}$ Kokori et al. (2022)	$5947.0^{+100.0}_{-100.0}$ $4.17^{+0.01}_{-0.01}$ Fortney et al. (2011)	$0.11887^{+9e-05}_{-9e-05}$	$8.019^{+0.014}_{-0.013}$ Esteves et al. (2015)	$88.8^{+0.09}_{-0.07}$
Kepler-18d	$2454961.1559^{+0.0007}_{-0.0007}$ $14.8589187^{+7e-07}_{-7e-07}$ Holczer et al. (2016)	$5345.0^{+100.0}_{-100.0}$ $4.31^{+0.12}_{-0.12}$ Cochran et al. (2011)	$0.0578^{+0.0007}_{-0.0007}$	$22.5^{+1.0}_{-1.0}$ Cochran et al. (2011)	$88.07^{+0.1}_{-0.1}$

Kepler-396c	2455015.678 ^{+0.019} _{-0.019} 88.510678 ^{+2.2e-05} _{-2.2e-05} Holczer et al. (2016)	5651.0 ^{+83.0} _{-82.2} 4.47 ^{+0.04} _{-0.06} Morton et al. (2016)	0.0524 ^{+0.0006} _{-0.0006} 96.1 ^{+1.1*} _{-1.1} 90.0 ^{+0.02*} _{-0.02} - - Morton et al. (2016)
Kepler-41b	2454970.18104 ^{+2e-05} _{-2e-05} 1.8555577 ^{+3e-07} _{-3e-07} Esteves et al. (2015)	5620.0 ^{+140.0} _{-140.0} 4.47 ^{+0.12} _{-0.12} Santerne et al. (2011)	0.10253 ^{+0.00043} _{-0.00043} 5.053 ^{+0.021} _{-0.021} 82.214 ^{+0.09} _{-0.085} - - Esteves et al. (2015)
Kepler-422b	2454955.00995 ^{+5e-05} _{-5e-05} 7.89144809 ^{+6e-08} _{-6e-08} Holczer et al. (2016)	5972.0 ^{+84.0} _{-84.0} 4.31 ^{+0.07} _{-0.07} Endl et al. (2014)	0.0957 ^{+0.0006} _{-0.0006} 14.2 ^{+1.9} _{-1.7} 88.3 ^{+0.3} _{-0.3} - - Endl et al. (2014)
Kepler-435b	2455010.64241 ^{+0.0004} _{-0.0004} 8.6001536 ^{+1.8e-06} _{-1.8e-06} Almenara et al. (2015)	6161.0 ^{+94.0} _{-94.0} 3.61 ^{+0.05} _{-0.07} Almenara et al. (2015)	0.06384 ^{+0.0002} _{-0.0002} 6.35 ^{+0.51} _{-0.51} 85.51 ^{+0.52} _{-0.52} 0.114 ^{+0.077} _{-0.077} 104.0 ^{+36.0} _{-36.0} Almenara et al. (2015)
Kepler-447b	2454970.26082 ^{+0.00011} _{-0.00011} 7.794303 ^{+3e-06} _{-3e-06} Kokori et al. (2022)	5493.0 ^{+62.0} _{-62.0} 4.4 ^{+0.1} _{-0.1} Lillo-Box et al. (2015)	0.17 ^{+0.05} _{-0.05} 20.41 ^{+0.36} _{-0.19} 86.55 ^{+0.24} _{-0.32} 0.12 ^{+0.04} _{-0.04} 98.3 ^{+1.1} _{-11.0} Lillo-Box et al. (2015)
Kepler-5b	2454955.90235 ^{+4e-05} _{-4e-05} 3.5484655 ^{+5e-08} _{-5e-08} Holczer et al. (2016)	6297.0 ^{+60.0} _{-60.0} 4.07 ^{+0.02} _{-0.02} Koch et al. (2010b)	0.07996 ^{+9e-05} _{-9e-05} 6.45 ^{+0.021} _{-0.025} 89.1 ^{+0.4} _{-0.3} - - Esteves et al. (2015)
Kepler-6b	2455006.24253 ^{+8e-05} _{-8e-05} 3.234699 ^{+9e-07} _{-9e-07} Kokori et al. (2022)	5647.0 ^{+44.0} _{-44.0} 4.24 ^{+0.01} _{-0.01} Dunham et al. (2010)	0.09424 ^{+0.00012} _{-0.00012} 7.503 ^{+0.022} _{-0.022} 88.93 ^{+0.19} _{-0.17} - - Esteves et al. (2015)
Kepler-76b	2454966.549176 ^{+2e-05} _{-2e-05} 1.5449298 ^{+4e-07} _{-4e-07} Esteves et al. (2015)	6409.0 ^{+95.0} _{-95.0} 4.2 ^{+0.3} _{-0.3} Faigler et al. (2013)	0.1033 ^{+0.003} _{-0.003} 4.46 ^{+0.05} _{-0.04} 77.55 ^{+0.2} _{-0.17} - - Esteves et al. (2015)
Kepler-7b	2454957.50626 ^{+4e-05} _{-4e-05} 4.8854889 ^{+4e-08} _{-4e-08} Holczer et al. (2016)	5933.0 ^{+44.0} _{-44.0} 4.03 ^{+0.02} _{-0.02} Latham et al. (2010)	0.08294 ^{+0.00011} _{-0.00011} 6.637 ^{+0.021} _{-0.021} 85.16 ^{+0.06} _{-0.05} - - Esteves et al. (2015)
Kepler-854b	2454966.985381 ^{+1e-05} _{-1e-05} 2.1446334 ^{+7e-07} _{-7e-07} Kokori et al. (2022)	6179.0 ^{+110.4} _{-142.2} 4.29 ^{+0.11} _{-0.23} Morton et al. (2016)	0.119 ^{+0.003} _{-0.003} 3.73 ^{+0.2*} _{-0.15} 79.0 ^{+1.2*} _{-0.9} - - Morton et al. (2016)
L98-59b	2458366.17067 ^{+0.00036} _{-0.00036} 2.2531136 ^{+1.2e-06} _{-1.2e-06} Demangeon et al. (2021)	3367.0 ^{+150.0} _{-150.0} 4.945 ^{+0.059} _{-0.058} Kostov et al. (2019)	0.02512 ^{+0.00072} _{-0.00072} 15.0 ^{+1.4} _{-1.0} 87.71 ^{+1.16} _{-0.44} 0.103 ^{+0.117} _{-0.045} 192.0 ^{+70.0} _{-155.0} Demangeon et al. (2021)
L98-59c	2458367.27375 ^{+0.00013} _{-0.00013} 3.6906777 ^{+1.6e-06} _{-1.6e-06} Demangeon et al. (2021)	3367.0 ^{+150.0} _{-150.0} 4.946 ^{+0.042} _{-0.042} Kostov et al. (2019)	0.04088 ^{+0.00068} _{-0.00068} 19.0 ^{+1.2} _{-0.8} 88.11 ^{+0.36} _{-0.16} 0.103 ^{+0.045} _{-0.058} 261.0 ^{+20.0} _{-10.0} Demangeon et al. (2021)
L98-59d	2458362.73974 ^{+0.00031} _{-0.00031} 7.4507245 ^{+8.1e-06} _{-8.1e-06} Demangeon et al. (2021)	3367.0 ^{+150.0} _{-150.0} 4.946 ^{+0.042} _{-0.042} Kostov et al. (2019)	0.0448 ^{+0.0011} _{-0.0011} 33.7 ^{+1.9} _{-1.7} 88.449 ^{+0.058} _{-0.111} 0.074 ^{+0.057} _{-0.046} 180.0 ^{+27.0} _{-50.0} Demangeon et al. (2021)
LHS1140b	2456915.71228 ^{+4e-05} _{-4e-05} 24.73696 ^{+8e-05} _{-8e-05} Ment et al. (2019)	3131.0 ^{+100.0} _{-100.0} 5.04 ^{+0.07} _{-0.07} Dittmann et al. (2017)	0.0739 ^{+8e-05} _{-8e-05} 95.3 ^{+1.1} _{-1.1} 89.89 ^{+0.05} _{-0.03} - - Ment et al. (2019)
LHS1140c	2458226.84397 ^{+3e-05} _{-3e-05} 3.777931 ^{+4e-06} _{-4e-06} Ment et al. (2019)	3216.0 ^{+39.0} _{-39.0} 5.05 ^{+0.03} _{-0.03} Ment et al. (2019)	0.05486 ^{+0.00013} _{-0.00013} 26.57 ^{+0.05} _{-0.05} 89.92 ^{+0.06} _{-0.09} - - Ment et al. (2019)
LHS3844b	2458325.7264 ^{+0.0003} _{-0.0003} 0.4629291 ^{+1.9e-06} _{-1.9e-06} Vanderspek et al. (2019)	3036.0 ^{+77.0} _{-77.0} 5.06 ^{+0.01} _{-0.01} Vanderspek et al. (2019)	0.0635 ^{+0.0009} _{-0.0009} 7.11 ^{+0.03} _{-0.03} 88.5 ^{+0.5} _{-0.5} - - Vanderspek et al. (2019)
LP714-47b	2458438.38421 ^{+0.00025} _{-0.00025}	3950.0 ^{+51.0} _{-51.0}	0.0751 ^{+0.0009} _{-0.0009} 15.9 ^{+1.0} _{-0.7} 87.3 ^{+0.2} _{-0.2}

	$4.052037^{+4e-06}_{-4e-06}$ Dreizler et al. (2020)	$4.64^{+0.04}_{-0.04}$ Dreizler et al. (2020)	$0.04^{+0.02}_{-0.02}$	$219.0^{+19.0}_{-19.0}$ Dreizler et al. (2020)	
LP791-18c	$2458651.29807^{+0.00041}_{-0.00041}$ $4.989963^{+5e-05}_{-5e-05}$ Crossfield et al. (2019)	$2960.0^{+55.0}_{-55.0}$ $5.12^{+0.09}_{-0.09}$ Crossfield et al. (2019)	$0.1238^{+0.0022}_{-0.0022}$	$34.5^{+2.0}_{-3.7}$	$89.55^{+0.32}_{-0.5}$ Crossfield et al. (2019)
LTT1445Ab	$2458423.42629^{+0.00044}_{-0.00044}$ $5.35882^{+0.0003}_{-0.0003}$ Winters et al. (2019)	$3337.0^{+150.0}_{-150.0}$ $4.97^{+0.06}_{-0.07}$ Winters et al. (2019)	$0.0458^{+0.0012}_{-0.0012}$	$29.6^{+2.6}_{-2.5}$ $0.19^{+0.35}_{-0.14}$	$89.4^{+0.41}_{-0.46}$ Winters et al. (2019)
LTT3780c	$2458546.8484^{+0.0014}_{-0.0014}$ $12.2519^{+0.0028}_{-0.0028}$ Cloutier et al. (2020)	$3331.0^{+157.0}_{-157.0}$ $4.9^{+0.03}_{-0.03}$ Cloutier et al. (2020)	$0.057^{+0.0035}_{-0.0035}$	$51.2^{+0.9*}_{-0.9}$	$89.18^{+0.47}_{-0.22}$ Cloutier et al. (2020)
LTT9779b	$2458354.2143^{+0.00025}_{-0.00025}$ $0.792052^{+9.3e-06}_{-9.3e-06}$ Jenkins et al. (2020)	$5443.0^{+14.0}_{-13.0}$ $4.35^{+0.16}_{-0.12}$ Jenkins et al. (2020)	$0.0455^{+0.0022}_{-0.0022}$	$3.877^{+0.09}_{-0.091}$	$76.39^{+0.43}_{-0.43}$ Jenkins et al. (2020)
MASCARA-4b	$2458505.8178^{+0.003}_{-0.003}$ $2.82406^{+3e-05}_{-3e-05}$ Dorval et al. (2020)	$7800.0^{+200.0}_{-200.0}$ $4.1^{+0.05}_{-0.05}$ Dorval et al. (2020)	$0.08^{+0.004}_{-0.004}$	$5.97^{+0.03*}_{-0.03}$	$88.5^{+0.01}_{-0.01}$ Dorval et al. (2020)
NGTS-1b	$2457720.6602^{+0.00062}_{-0.00062}$ $2.647298^{+2e-05}_{-2e-05}$ Bayliss et al. (2018b)	$3916.0^{+71.0}_{-63.0}$ $4.71^{+0.23}_{-0.23}$ Bayliss et al. (2018b)	$0.239^{+0.1}_{-0.1}$	$12.2^{+0.7}_{-0.7}$	$85.27^{+0.61}_{-0.73}$ Bayliss et al. (2018b)
NGTS-2b	$2457759.1269^{+0.0014}_{-0.0014}$ $4.51116^{+6e-05}_{-6e-05}$ Raynard et al. (2018)	$6478.0^{+94.0}_{-89.0}$ $4.2^{+0.03}_{-0.06}$ Raynard et al. (2018)	$0.0962^{+0.0011}_{-0.0011}$	$8.0^{+0.4}_{-0.4}$	$88.5^{+1.0}_{-1.2}$ Raynard et al. (2018)
NGTS-6b	$2457982.3784^{+0.0003}_{-0.0003}$ $0.882059^{+8e-07}_{-8e-07}$ Vines et al. (2019)	$4730.0^{+44.0}_{-40.0}$ $4.7^{+1.1}_{-0.7}$ Vines et al. (2019)	$0.18^{+0.01}_{-0.01}$	$4.784^{+0.043}_{-0.048}$	$78.23^{+0.26}_{-0.21}$ Vines et al. (2019)
Qatar-10b	$2458247.90746^{+0.00036}_{-0.00036}$ $1.645321^{+1e-05}_{-1e-05}$ Alsubai et al. (2019a)	$6123.0^{+50.0}_{-50.0}$ $4.36^{+0.1}_{-0.1}$ Alsubai et al. (2019a)	$0.1265^{+0.001}_{-0.001}$	$4.9^{+0.12}_{-0.12}$	$85.87^{+0.96}_{-0.96}$ Alsubai et al. (2019a)
Qatar-1b	$2457026.47712^{+5e-05}_{-5e-05}$ $1.42002461^{+7e-08}_{-7e-08}$ Kokori et al. (2022)	$4861.0^{+125.0}_{-125.0}$ $4.54^{+0.04}_{-0.04}$ Alsubai et al. (2011)	$0.1463^{+0.0006}_{-0.0006}$	$6.25^{+0.07}_{-0.07}$	$84.08^{+0.16}_{-0.15}$ Collins et al. (2017)
Qatar-2b	$2457173.98591^{+3e-05}_{-3e-05}$ $1.33711716^{+1.2e-07}_{-1.2e-07}$ Kokori et al. (2022)	$4645.0^{+50.0}_{-50.0}$ $4.6^{+0.02}_{-0.02}$ Bryan et al. (2012)	$0.16327^{+0.00019}_{-0.00019}$	$6.45^{+0.05*}_{-0.06}$	$88.99^{+0.2}_{-0.2}$ Močnik et al. (2017b)
Qatar-3b	$2457312.48458^{+0.0001}_{-0.0001}$ $2.507895^{+3e-06}_{-3e-06}$ Mallonm et al. (2019b)	$6007.0^{+52.0}_{-52.0}$ $4.29^{+0.08}_{-0.08}$ Alsubai et al. (2017)	$0.0888^{+0.0018}_{-0.0018}$	$6.4^{+0.6}_{-0.6}$	$86.8^{+2.0}_{-2.0}$ Alsubai et al. (2017)
Qatar-4b	$2458767.93317^{+0.00014}_{-0.00014}$ $1.8053646^{+6e-07}_{-6e-07}$ Kokori et al. (2022)	$5215.0^{+50.0}_{-50.0}$ $4.53^{+0.06}_{-0.06}$ Alsubai et al. (2017)	$0.138^{+0.003}_{-0.003}$	$7.1^{+0.5}_{-0.5}$	$87.5^{+1.6}_{-1.6}$ Alsubai et al. (2017)
Qatar-5b	$2457489.3612^{+0.00017}_{-0.00017}$ $2.8793002^{+1e-06}_{-1e-06}$ Kokori et al. (2022)	$5747.0^{+49.0}_{-49.0}$ $4.43^{+0.04}_{-0.04}$ Alsubai et al. (2017)	$0.1061^{+0.0013}_{-0.0013}$	$8.3^{+0.3}_{-0.3}$	$88.7^{+0.9}_{-0.9}$ Alsubai et al. (2017)
Qatar-7b	$2458043.32075^{+0.00016}_{-0.00016}$ $2.032046^{+9.7e-06}_{-9.7e-06}$ Alsubai et al. (2019b)	$6387.0^{+38.0}_{-38.0}$ $4.2^{+0.03}_{-0.03}$ Alsubai et al. (2019b)	$0.11^{+0.001}_{-0.001}$	$4.84^{+0.05}_{-0.05}$	$89.0^{+1.0}_{-1.0}$ Alsubai et al. (2019b)
Qatar-8b	$2458210.8392^{+0.001}_{-0.001}$ $3.7146428^{+6e-06}_{-6e-06}$ Maciejewski (2020)	$5738.0^{+51.0}_{-51.0}$ $4.21^{+0.02}_{-0.02}$ Alsubai et al. (2019a)	$0.1014^{+0.0031}_{-0.0031}$	$6.39^{+0.05*}_{-0.05}$	$84.6^{+1.3}_{-1.1}$ Maciejewski (2020)

Qatar-9b	2458227.75643 ^{+0.00027} _{-0.00027} 1.540731 ^{+3.8e-05} _{-3.8e-05} Alsubai et al. (2019a)	4309.0 ^{+31.0} _{-31.0} 4.61 ^{+0.01} _{-0.01} Alsubai et al. (2019a)	0.1489 ^{+0.0009} _{-0.0009} — Alsubai et al. (2019a)	7.236 ^{+0.069} _{-0.069} — Alsubai et al. (2019a)	89.23 ^{+0.64} _{-0.64} — Alsubai et al. (2019a)
TIC257060897b	2458708.9983 ^{+0.0003} _{-0.0003} 3.660028 ^{+6e-06} _{-6e-06} Montalto et al. (2022)	6128.0 ^{+57.0} _{-57.0} 4.2 ^{+0.1} _{-0.1} Montalto et al. (2022)	0.0841 ^{+0.0009} _{-0.0009} 0.03 ^{+0.02} _{-0.02} Montalto et al. (2022)	6.05 ^{+0.09} _{-0.09} 20.0 ^{+72.0} _{-72.0} Montalto et al. (2022)	86.0 ^{+0.7} _{-0.7} — Montalto et al. (2022)
TOI-1130b	2458658.74627 ^{+0.00072} _{-0.00072} 4.066499 ^{+4.6e-05} _{-4.6e-05} Huang et al. (2020)	4250.0 ^{+67.0} _{-67.0} 4.6 ^{+0.02} _{-0.02} Huang et al. (2020)	0.0486 ^{+0.00111} _{-0.00111} 0.22 ^{+0.11} _{-0.11} Huang et al. (2020)	13.4 ^{+0.6*} _{-0.6} 51.8 ^{+20.1} _{-64.9} Huang et al. (2020)	87.98 ^{+0.86} _{-0.46} — Huang et al. (2020)
TOI-1130c	2458657.90461 ^{+0.00021} _{-0.00021} 8.350381 ^{+3.2e-05} _{-3.2e-05} Huang et al. (2020)	4250.0 ^{+67.0} _{-67.0} 4.6 ^{+0.02} _{-0.02} Huang et al. (2020)	0.218 ^{+0.037} _{-0.037} 0.047 ^{+0.04} _{-0.027} Huang et al. (2020)	22.21 ^{+0.5} _{-0.43} 332.0 ^{+24.0} _{-55.0} Huang et al. (2020)	87.43 ^{+0.16} _{-0.16} — Huang et al. (2020)
TOI-1201b	2459169.23222 ^{+0.00052} _{-0.00052} 2.4919863 ^{+3e-06} _{-3e-06} Kossakowski et al. (2021)	3476.0 ^{+51.0} _{-51.0} 4.8 ^{+0.04} _{-0.04} Kossakowski et al. (2021)	0.04383 ^{+0.00096} _{-0.00096} — Kossakowski et al. (2021)	12.23 ^{+0.36} _{-0.36} — Kossakowski et al. (2021)	88.11 ^{+0.42} _{-0.4} — Kossakowski et al. (2021)
TOI-1259Ab	2458686.701332 ^{+9.7e-05} _{-9.7e-05} 3.477978 ^{+1.9e-06} _{-1.9e-06} Martin et al. (2021)	4775.0 ^{+100.0} _{-100.0} 4.61 ^{+0.01} _{-0.01} Martin et al. (2021)	0.14762 ^{+0.00035} _{-0.00035} — Martin et al. (2021)	12.314 ^{+0.036} _{-0.056} — Martin et al. (2021)	89.7 ^{+0.2} _{-0.26} — Martin et al. (2021)
TOI-125b	2458355.3553 ^{+0.001} _{-0.001} 4.65382 ^{+0.00033} _{-0.00033} Nielsen et al. (2020b)	5282.0 ^{+67.0} _{-75.0} 4.52 ^{+0.03} _{-0.03} Quinn et al. (2019)	0.0295 ^{+0.0007} _{-0.0007} 0.194 ^{+0.041} _{-0.036} Nielsen et al. (2020b)	13.16 ^{+0.27} _{-0.27} 323.0 ^{+12.0} _{-14.0} Nielsen et al. (2020b)	88.92 ^{+0.71} _{-0.6} — Nielsen et al. (2020b)
TOI-125c	2458361.9085 ^{+0.0013} _{-0.0013} 9.15059 ^{+0.0007} _{-0.0007} Nielsen et al. (2020b)	5282.0 ^{+67.0} _{-75.0} 4.52 ^{+0.03} _{-0.03} Quinn et al. (2019)	0.02985 ^{+0.00099} _{-0.00099} 0.066 ^{+0.07} _{-0.047} Nielsen et al. (2020b)	20.66 ^{+0.42} _{-0.42} 70.0 ^{+100.0} _{-110.0} Nielsen et al. (2020b)	88.54 ^{+0.41} _{-0.19} — Nielsen et al. (2020b)
TOI-1266c	2458821.5706 ^{+0.0034} _{-0.0034} 18.80151 ^{+0.00067} _{-0.00067} Demory et al. (2020)	3600.0 ^{+150.0} _{-150.0} 4.85 ^{+0.05} _{-0.05} Demory et al. (2020)	0.0346 ^{+0.0025} _{-0.0025} — Demory et al. (2020)	53.0 ^{+2.0*} _{-1.9} — Demory et al. (2020)	89.3 ^{+0.1} _{-0.1} — Demory et al. (2020)
TOI-1296b	2458930.75532 ^{+0.00019} _{-0.00019} 3.9443715 ^{+5.8e-06} _{-5.8e-06} Moutou et al. (2021)	5603.0 ^{+47.0} _{-47.0} 4.05 ^{+0.1} _{-0.1} Moutou et al. (2021)	0.07599 ^{+0.00046} _{-0.00046} 0.055 ^{+0.061} _{-0.038} Moutou et al. (2021)	6.44 ^{+0.24} _{-0.33} 137.0 ^{+62.0} _{-62.0} Moutou et al. (2021)	88.81 ^{+0.82} _{-1.0} — Moutou et al. (2021)
TOI-1298b	2458929.58558 ^{+0.00031} _{-0.00031} 4.537164 ^{+1.2e-05} _{-1.2e-05} Moutou et al. (2021)	5889.0 ^{+43.0} _{-43.0} 4.39 ^{+0.08} _{-0.08} Moutou et al. (2021)	0.06119 ^{+0.00053} _{-0.00053} 0.032 ^{+0.034} _{-0.023} Moutou et al. (2021)	9.0 ^{+0.25} _{-0.29} 130.0 ^{+92.0} _{-92.0} Moutou et al. (2021)	88.96 ^{+0.73} _{-0.86} — Moutou et al. (2021)
TOI-1478b	2458607.90338 ^{+0.00052} _{-0.00052} 10.180249 ^{+1.5e-05} _{-1.5e-05} Rodriguez et al. (2021)	5597.0 ^{+83.0} _{-82.0} 4.37 ^{+0.04} _{-0.03} Rodriguez et al. (2021)	0.104 ^{+0.0015} _{-0.0015} 0.024 ^{+0.032} _{-0.017} Rodriguez et al. (2021)	18.54 ^{+0.7} _{-0.6} 250.0 ^{+120.0} _{-130.0} Rodriguez et al. (2021)	88.51 ^{+0.29} _{-0.22} — Rodriguez et al. (2021)
TOI-150.01	2458326.2781 ^{+0.00086} _{-0.00086} 5.857487 ^{+8.9e-05} _{-8.9e-05} Kossakowski et al. (2019)	6003.0 ^{+104.0} _{-98.0} 4.15 ^{+0.03} _{-0.04} Cañas et al. (2019)	0.0826 ^{+0.0012} _{-0.0012} — Kossakowski et al. (2019)	8.0 ^{+0.13*} _{-0.12} — Kossakowski et al. (2019)	88.09 ^{+0.98} _{-0.68} — Kossakowski et al. (2019)
TOI-1518b	2458787.049255 ^{+9.4e-05} _{-9.4e-05} 1.902603 ^{+1.1e-05} _{-1.1e-05} Cabot et al. (2021)	7300.0 ^{+100.0} _{-100.0} 4.1 ^{+0.2} _{-0.2} Cabot et al. (2021)	0.0988 ^{+0.0015} _{-0.0015} — Cabot et al. (2021)	4.291 ^{+0.057} _{-0.061} — Cabot et al. (2021)	77.84 ^{+0.23} _{-0.26} — Cabot et al. (2021)
TOI-157b	2458326.54771 ^{+0.00022} _{-0.00022} 2.0845435 ^{+2.3e-06} _{-2.3e-06} Nielsen et al. (2020a)	5404.0 ^{+70.0} _{-67.0} 4.28 ^{+0.01} _{-0.01} Nielsen et al. (2020a)	0.11329 ^{+0.00056} _{-0.00056} — Nielsen et al. (2020a)	5.785 ^{+0.066} _{-0.069} — Nielsen et al. (2020a)	82.01 ^{+0.15} _{-0.16} — Nielsen et al. (2020a)
TOI-163b	2458328.8805 ^{+0.00062} _{-0.00062} 4.231306 ^{+6.3e-05} _{-6.3e-05} Kossakowski et al. (2019)	6495.0 ^{+90.0} _{-90.0} 4.19 ^{+0.01} _{-0.01} Kossakowski et al. (2019)	0.0908 ^{+0.0016} _{-0.0016} — Kossakowski et al. (2019)	7.55 ^{+0.15*} _{-0.15} — Kossakowski et al. (2019)	87.24 ^{+0.47} _{-0.45} — Kossakowski et al. (2019)
TOI-169b	2458327.44174 ^{+0.00065} _{-0.00065} — Kossakowski et al. (2019)	5880.0 ^{+54.0} _{-49.0} — Kossakowski et al. (2019)	0.0866 ^{+0.0056} _{-0.0056} — Kossakowski et al. (2019)	5.88 ^{+0.15} _{-0.16} — Kossakowski et al. (2019)	80.98 ^{+0.31} _{-0.38} — Kossakowski et al. (2019)

	$2.2554477^{+6.3e-06}_{-6.3e-06}$ Nielsen et al. (2020a)	$4.28^{+0.03}_{-0.03}$ Nielsen et al. (2020a)	–	–	Nielsen et al. (2020a)
TOI-1728b	$2458843.27427^{+0.00043}_{-0.00043}$ $3.49151^{+6.2e-05}_{-6.2e-05}$ Kanodia et al. (2020)	$3975.0^{+77.0}_{-77.0}$ $4.66^{+0.02}_{-0.02}$ Kanodia et al. (2020)	$0.074^{+0.002}_{-0.002}$ $0.057^{+0.054}_{-0.039}$ Kanodia et al. (2020)	$13.48^{+0.2}_{-0.2}$ $45.0^{+104.0}_{-187.0}$ Kanodia et al. (2020)	$88.31^{+0.58}_{-0.4}$
TOI-172b	$2458345.8734^{+0.0013}_{-0.0013}$ $9.47725^{+0.00064}_{-0.00064}$ Rodriguez et al. (2019b)	$5645.0^{+50.0}_{-50.0}$ $3.99^{+0.03}_{-0.03}$ Rodriguez et al. (2019b)	$0.05588^{+0.00091}_{-0.00091}$ $0.3806^{+0.0093}_{-0.009}$ Rodriguez et al. (2019b)	$11.09^{+0.28}_{-0.3}$ $57.1^{+1.7}_{-1.7}$ Rodriguez et al. (2019b)	$88.2^{+1.1}_{-1.0}$
TOI-1789b	$2458873.65374^{+0.00062}_{-0.00062}$ $3.208664^{+1.5e-05}_{-1.5e-05}$ Khandelwal et al. (2022)	$5991.0^{+55.0}_{-55.0}$ $3.94^{+0.02}_{-0.04}$ Khandelwal et al. (2022)	$0.068^{+0.011}_{-0.011}$ –	$4.83^{+0.11}_{-0.16}$ –	$78.41^{+0.36}_{-0.58}$
TOI-201b	$2458376.052^{+0.0003}_{-0.0003}$ $52.97818^{+4e-05}_{-4e-05}$ Hobson et al. (2021)	$6394.0^{+75.0}_{-75.0}$ $4.32^{+0.01}_{-0.01}$ Hobson et al. (2021)	$0.0789^{+0.0013}_{-0.0013}$ $0.28^{+0.06}_{-0.09}$ Hobson et al. (2021)	$50.9^{+2.9*}_{-2.9}$ $82.0^{+14.0}_{-9.0}$ Hobson et al. (2021)	$88.88^{+0.11*}_{-0.11}$
TOI-2076b	$2458847.2776^{+0.0006}_{-0.0006}$ $10.35566^{+6e-05}_{-6e-05}$ Hedges et al. (2021)	$5187.0^{+54.0}_{-53.0}$ $4.61^{+0.02}_{-0.02}$ Hedges et al. (2021)	$0.0395^{+0.001}_{-0.001}$ –	$22.5^{+0.2*}_{-0.2}$ –	$88.9^{+0.11}_{-0.11}$
TOI-216.01	$2458331.28611^{+0.00068}_{-0.00068}$ $34.556^{+0.014}_{-0.014}$ Kipping et al. (2019)	$5026.0^{+125.0}_{-125.0}$ $4.66^{+0.2}_{-0.2}$ Kipping et al. (2019)	$0.1235^{+0.0014}_{-0.0014}$ $0.029^{+0.037}_{-0.02}$ Kipping et al. (2019)	$55.07^{+0.86*}_{-0.86}$ $275.0^{+55.0}_{-113.0}$ Kipping et al. (2019)	$89.83^{+0.11}_{-0.12}$
TOI-216.02	$2458325.3278^{+0.0026}_{-0.0026}$ $17.089^{+0.011}_{-0.011}$ Kipping et al. (2019)	$5026.0^{+125.0}_{-125.0}$ $4.66^{+0.2}_{-0.2}$ Kipping et al. (2019)	$0.0833^{+0.0168}_{-0.0168}$ $0.132^{+0.059}_{-0.023}$ Kipping et al. (2019)	$33.25^{+0.46}_{-0.65}$ $193.0^{+20.0}_{-35.0}$ Kipping et al. (2019)	$88.364^{+0.042}_{-0.068}$
TOI-257b	$2458385.7601^{+0.0013}_{-0.0013}$ $18.38818^{+0.00085}_{-0.00085}$ Addison et al. (2021)	$6095.0^{+89.0}_{-89.0}$ $4.04^{+0.02}_{-0.02}$ Addison et al. (2021)	$0.03521^{+0.00022}_{-0.00022}$ –	$17.6^{+0.36}_{-0.35}$ –	$87.91^{+0.11}_{-0.1}$
TOI-269b	$2458381.84668^{+0.00033}_{-0.00033}$ $3.6977104^{+3.7e-06}_{-3.7e-06}$ Cointepas et al. (2021)	$3514.0^{+70.0}_{-70.0}$ $4.83^{+0.03}_{-0.03}$ Cointepas et al. (2021)	$0.0638^{+0.002}_{-0.002}$ $0.425^{+0.082}_{-0.086}$ Cointepas et al. (2021)	$18.53^{+0.66}_{-1.33}$ $74.0^{+15.0}_{-15.0}$ Cointepas et al. (2021)	$88.14^{+0.78}_{-0.9}$
TOI-270b	$2458461.01464^{+0.00084}_{-0.00084}$ $3.36008^{+6.5e-05}_{-6.5e-05}$ Günther et al. (2019)	$3386.0^{+137.0}_{-131.0}$ $4.88^{+0.068}_{-0.067}$ Günther et al. (2019)	$0.03^{+0.0015}_{-0.0015}$ –	$17.48^{+1.49}_{-3.24}$ –	$88.65^{+0.85}_{-1.4}$
TOI-270c	$2458463.08481^{+0.00025}_{-0.00025}$ $5.660172^{+3.5e-05}_{-3.5e-05}$ Günther et al. (2019)	$3386.0^{+137.0}_{-131.0}$ $4.88^{+0.068}_{-0.067}$ Günther et al. (2019)	$0.05825^{+0.00079}_{-0.00079}$ –	$27.01^{+0.6}_{-1.58}$ –	$89.53^{+0.3}_{-0.42}$
TOI-270d	$2458469.33834^{+0.00052}_{-0.00052}$ $11.38014^{+0.00011}_{-0.00011}$ Günther et al. (2019)	$3386.0^{+137.0}_{-131.0}$ $4.88^{+0.068}_{-0.067}$ Günther et al. (2019)	$0.05143^{+0.00074}_{-0.00074}$ –	$41.56^{+0.7}_{-0.83}$ –	$89.69^{+0.16}_{-0.12}$
TOI-421c	$2458440.13162^{+0.0007}_{-0.0007}$ $16.06819^{+0.00035}_{-0.00035}$ Carleo et al. (2020)	$5325.0^{+78.0}_{-58.0}$ $4.49^{+0.03}_{-0.02}$ Carleo et al. (2020)	$0.0542^{+0.0011}_{-0.0011}$ $0.152^{+0.042}_{-0.042}$ Carleo et al. (2020)	$29.91^{+4.19}_{-4.03}$ $114.7^{+15.6}_{-13.3}$ Carleo et al. (2020)	$88.353^{+0.078}_{-0.084}$
TOI-431b	$2458627.538^{+0.003}_{-0.003}$ $0.490047^{+1e-05}_{-1e-05}$ Osborn et al. (2021a)	$4850.0^{+75.0}_{-75.0}$ $4.6^{+0.06}_{-0.06}$ Osborn et al. (2021a)	$0.016^{+0.001}_{-0.001}$ –	$3.42^{+1.71}_{-1.12}$ –	$84.3^{+1.1}_{-1.3}$
TOI-431d	$2458627.5453^{+0.0003}_{-0.0003}$ $12.46103^{+2e-05}_{-2e-05}$ Osborn et al. (2021a)	$4850.0^{+75.0}_{-75.0}$ $4.6^{+0.06}_{-0.06}$ Osborn et al. (2021a)	$0.041^{+0.002}_{-0.002}$ –	$28.65^{+128.31}_{-22.86}$ –	$89.7^{+0.2}_{-0.2}$
TOI-451c	$2458411.7956^{+0.0048}_{-0.0048}$ $9.192522^{+6e-05}_{-6e-05}$ Newton et al. (2021)	$5550.0^{+56.0}_{-56.0}$ $4.527^{+0.039}_{-0.038}$ Newton et al. (2021)	$0.03237^{+0.00065}_{-0.00065}$ –	$20.12^{+0.31}_{-0.47}$ –	$89.61^{+0.27}_{-0.36}$

TOI-451d	2458416.63478 ^{+0.00088} _{-0.00088} 16.364988 ^{+4.4e-05} _{-4.4e-05} Newton et al. (2021)	5550.0 ^{+56.0} _{-56.0} 4.527 ^{+0.039} _{-0.038} Newton et al. (2021)	0.04246 ^{+0.00044} _{-0.00044} — Newton et al. (2021)	29.56 ^{+0.46} _{-0.69} — Newton et al. (2021)	89.25 ^{+0.084} _{-0.1}
TOI-481b	2458511.6418 ^{+0.0002} _{-0.0002} 10.33111 ^{+2e-05} _{-2e-05} Brahm et al. (2020)	5735.0 ^{+72.0} _{-72.0} 4.06 ^{+0.01} _{-0.01} Brahm et al. (2020)	0.0614 ^{+0.0002} _{-0.0002} 0.153 ^{+0.006} _{-0.007} Brahm et al. (2020)	12.52 ^{+0.28} _{-0.28} 64.8 ^{+1.8} _{-1.8} Brahm et al. (2020)	89.2 ^{+0.3} _{-0.3}
TOI-530b	2458470.1998 ^{+0.0016} _{-0.0016} 6.387597 ^{+1.9e-05} _{-1.9e-05} Gan et al. (2022)	3659.0 ^{+120.0} _{-120.0} 4.7 ^{+0.03} _{-0.03} Gan et al. (2022)	0.155 ^{+0.002} _{-0.002} — Gan et al. (2022)	20.97 ^{+0.65} _{-0.67} — Gan et al. (2022)	89.1 ^{+0.3} _{-0.3}
TOI-561c	2458527.06 ^{+0.004} _{-0.004} 10.779 ^{+0.004} _{-0.004} Lacedelli et al. (2021)	5455.0 ^{+65.0} _{-47.0} 4.47 ^{+0.01} _{-0.01} Lacedelli et al. (2021)	0.0308 ^{+0.0009} _{-0.0009} 0.06 ^{+0.067} _{-0.042} Lacedelli et al. (2021)	22.1 ^{+0.26} _{-0.26} 200.0 ^{+55.0} _{-49.0} Lacedelli et al. (2021)	89.53 ^{+0.32} _{-0.39}
TOI-564b	2458549.57554 ^{+0.00045} _{-0.00045} 1.651144 ^{+1.8e-05} _{-1.8e-05} Davis et al. (2020)	5640.0 ^{+34.0} _{-37.0} 4.36 ^{+0.03} _{-0.03} Davis et al. (2020)	0.096 ^{+0.089} _{-0.089} 0.072 ^{+0.083} _{-0.05} Davis et al. (2020)	5.32 ^{+1.29} _{-0.86} 94.0 ^{+32.0} _{-35.0} Davis et al. (2020)	78.38 ^{+0.71} _{-0.85}
TOI-640b	2458459.73877 ^{+0.00071} _{-0.00071} 5.0037775 ^{+4.8e-06} _{-4.8e-06} Rodriguez et al. (2021)	6460.0 ^{+130.0} _{-150.0} 3.99 ^{+0.03} _{-0.04} Rodriguez et al. (2021)	0.08738 ^{+0.00091} _{-0.00091} 0.05 ^{+0.054} _{-0.035} Rodriguez et al. (2021)	6.82 ^{+0.22} _{-0.24} 159.0 ^{+86.0} _{-99.0} Rodriguez et al. (2021)	82.54 ^{+0.42} _{-0.59}
TOI-674b	2458641.40455 ^{+0.0001} _{-0.0001} 1.977143 ^{+3e-06} _{-3e-06} Murgas et al. (2021)	3514.0 ^{+57.0} _{-57.0} 4.81 ^{+0.03} _{-0.03} Murgas et al. (2021)	0.114 ^{+0.0009} _{-0.0009} — Murgas et al. (2021)	12.8 ^{+0.42} _{-0.42} — Murgas et al. (2021)	87.21 ^{+0.24} _{-0.24}
TOI-677b	2458547.47448 ^{+0.00028} _{-0.00028} 11.2366 ^{+0.00011} _{-0.00011} Jordán et al. (2020)	6295.0 ^{+77.0} _{-77.0} 4.29 ^{+0.03} _{-0.03} Jordán et al. (2020)	0.0942 ^{+0.001} _{-0.001} 0.435 ^{+0.024} _{-0.024} Jordán et al. (2020)	21.5 ^{+0.17*} _{-0.17} 70.47 ^{+3.61} _{-3.61} Jordán et al. (2020)	87.63 ^{+0.11} _{-0.1}
TOI-700c	2458548.75256 ^{+0.0005} _{-0.0005} 16.05111 ^{+6.2e-05} _{-6.2e-05} Rodriguez et al. (2020)	3480.0 ^{+135.0} _{-135.0} 4.81 ^{+0.06} _{-0.06} Gilbert et al. (2020)	0.0573 ^{+0.002} _{-0.002} 0.078 ^{+0.075} _{-0.056} Rodriguez et al. (2020)	47.1 ^{+2.0} _{-1.9} 81.0 ^{+80.0} _{-83.0} Rodriguez et al. (2020)	88.868 ^{+0.083} _{-0.1}
TOI-776b	2458571.4167 ^{+0.001} _{-0.001} 8.24661 ^{+5e-05} _{-5e-05} Luque et al. (2021)	3709.0 ^{+70.0} _{-70.0} 4.73 ^{+0.03} _{-0.03} Luque et al. (2021)	0.0316 ^{+0.0008} _{-0.0008} 0.06 ^{+0.03} _{-0.02} Luque et al. (2021)	27.87 ^{+0.97} _{-1.02} 293.0 ^{+117.0} _{-73.0} Luque et al. (2021)	89.65 ^{+0.22} _{-0.37}
TOI-776c	2458572.5999 ^{+0.0018} _{-0.0018} 15.6653 ^{+0.0004} _{-0.0004} Luque et al. (2021)	3709.0 ^{+70.0} _{-70.0} 4.73 ^{+0.03} _{-0.03} Luque et al. (2021)	0.0344 ^{+0.0009} _{-0.0009} 0.04 ^{+0.02} _{-0.01} Luque et al. (2021)	39.4 ^{+1.6*} _{-1.8} 349.0 ^{+55.0} _{-79.0} Luque et al. (2021)	89.51 ^{+0.25} _{-0.21}
TOI-824b	2458639.60354 ^{+0.00035} _{-0.00035} 1.392978 ^{+1.8e-05} _{-1.8e-05} Burt et al. (2020)	4600.0 ^{+110.0} _{-100.0} 4.61 ^{+0.03} _{-0.03} Burt et al. (2020)	0.0387 ^{+0.0018} _{-0.0018} — Burt et al. (2020)	6.73 ^{+0.22} _{-0.21} — Burt et al. (2020)	83.65 ^{+0.39} _{-0.38}
TOI-837b	2458574.27253 ^{+0.00059} _{-0.00059} 8.324876 ^{+1.6e-05} _{-1.6e-05} Bouma et al. (2020b)	6047.0 ^{+162.0} _{-162.0} 4.47 ^{+0.05} _{-0.05} Bouma et al. (2020b)	0.08 ^{+0.01} _{-0.01} — Bouma et al. (2020b)	17.26 ^{+0.6} _{-0.6} — Bouma et al. (2020b)	86.89 ^{+0.14} _{-0.16}
TOI-892b	2458475.689 ^{+0.002} _{-0.002} 10.62656 ^{+7e-05} _{-7e-05} Brahm et al. (2020)	6261.0 ^{+80.0} _{-80.0} 4.26 ^{+0.02} _{-0.02} Brahm et al. (2020)	0.079 ^{+0.001} _{-0.001} — Brahm et al. (2020)	14.2 ^{+0.8} _{-0.7} — Brahm et al. (2020)	88.2 ^{+0.3} _{-0.5}
TOI-905b	2458643.30898 ^{+0.0002} _{-0.0002} 3.739494 ^{+3.8e-05} _{-3.8e-05} Davis et al. (2020)	5570.0 ^{+150.0} _{-140.0} 4.5 ^{+0.03} _{-0.03} Davis et al. (2020)	0.1311 ^{+0.0012} _{-0.0012} 0.024 ^{+0.025} _{-0.017} Davis et al. (2020)	11.0 ^{+0.95} _{-1.16} 39.0 ^{+61.0} _{-82.0} Davis et al. (2020)	85.68 ^{+0.22} _{-0.26}
TrES-1b	2454110.97865 ^{+6e-05} _{-6e-05} 3.03007008 ^{+1e-07} _{-1e-07} Kokori et al. (2022)	5230.0 ^{+50.0} _{-50.0} 4.57 ^{+0.01} _{-0.01} Torres et al. (2008)	0.1358 ^{+0.0003} _{-0.0003} — Torres et al. (2008)	10.52 ^{+0.02} _{-0.18} — Torres et al. (2008)	90.0 ^{+0.0} _{-1.1}
TrES-2b	2455148.47118 ^{+3e-05} _{-3e-05}	5850.0 ^{+50.0} _{-50.0}	0.1254 ^{+0.0005} _{-0.0005}	7.903 ^{+0.019} _{-0.016}	83.872 ^{+0.02} _{-0.018}

WASP-11b	2456200.28683 ^{+9e-05} _{-9e-05} 3.722479 ^{+3e-07} _{-3e-07} Kokori et al. (2022)	4800.0 ^{+100.0} _{-100.0} 4.45 ^{+0.2} _{-0.2} West et al. (2009a)	0.131 ^{+0.0008} _{-0.0008} 12.3 ^{+0.11} _{-0.11} 89.1 ^{+0.5} _{-0.5} - - - Wang et al. (2014b)
WASP-120b	2456779.4363 ^{+0.0005} _{-0.0005} 3.611271 ^{+4e-06} _{-4e-06} Turner et al. (2016b)	6450.0 ^{+120.0} _{-120.0} 4.04 ^{+0.05} _{-0.05} Turner et al. (2016b)	0.0809 ^{+0.001} _{-0.001} 5.9 ^{+0.3} _{-0.3} 82.5 ^{+0.8} _{-0.8} 0.057 ^{+0.022} _{-0.018} 333.0 ^{+48.0} _{-28.0} Turner et al. (2016b)
WASP-121b	2457404.48798 ^{+6e-05} _{-6e-05} 1.27492477 ^{+1.2e-07} _{-1.2e-07} Kokori et al. (2022)	6459.0 ^{+140.0} _{-140.0} 4.24 ^{+0.01} _{-0.01} Delrez et al. (2016)	0.1245 ^{+0.0005} _{-0.0005} 3.754 ^{+0.023} _{-0.028} 87.6 ^{+0.6} _{-0.6} - - - Delrez et al. (2016)
WASP-123b	2456845.1716 ^{+0.0004} _{-0.0004} 2.9776412 ^{+2.3e-06} _{-2.3e-06} Turner et al. (2016b)	5740.0 ^{+130.0} _{-130.0} 4.29 ^{+0.03} _{-0.03} Turner et al. (2016b)	0.1054 ^{+0.0013} _{-0.0013} 7.13 ^{+0.25} _{-0.25} 85.7 ^{+0.6} _{-0.6} - - - Turner et al. (2016b)
WASP-124b	2457173.60811 ^{+0.00012} _{-0.00012} 3.3726492 ^{+8e-07} _{-8e-07} Kokori et al. (2022)	6050.0 ^{+100.0} _{-100.0} 4.44 ^{+0.02} _{-0.02} Maxted et al. (2016)	0.1241 ^{+0.0008} _{-0.0008} 9.4 ^{+1.9} _{-1.4} 86.3 ^{+0.2} _{-0.2} - - - Maxted et al. (2016)
WASP-126b	2457758.5601 ^{+0.0006} _{-0.0006} 3.2887885 ^{+1.8e-06} _{-1.8e-06} Kokori et al. (2022)	5800.0 ^{+100.0} _{-100.0} 4.28 ^{+0.03} _{-0.07} Maxted et al. (2016)	0.0781 ^{+0.0013} _{-0.0013} 7.63 ^{+0.24} _{-0.59} 87.9 ^{+1.5} _{-1.5} - - - Maxted et al. (2016)
WASP-127b	2457248.7421 ^{+0.00016} _{-0.00016} 4.178062 ^{+2e-06} _{-2e-06} Lam et al. (2017)	5620.0 ^{+85.0} _{-85.0} 4.18 ^{+0.01} _{-0.01} Lam et al. (2017)	0.1004 ^{+0.0014} _{-0.0014} 7.95 ^{+0.19} _{-0.27} 88.2 ^{+1.1} _{-0.9} - - - Palle et al. (2017)
WASP-129b	2457027.43807 ^{+0.0002} _{-0.0002} 5.748145 ^{+4e-06} _{-4e-06} Maxted et al. (2016)	5900.0 ^{+100.0} _{-100.0} 4.53 ^{+0.02} _{-0.02} Maxted et al. (2016)	0.1068 ^{+0.0005} _{-0.0005} 15.2 ^{+0.4} _{-0.4} 87.7 ^{+0.2} _{-0.2} - - - Maxted et al. (2016)
WASP-12b	2456594.6816 ^{+4e-05} _{-4e-05} 1.09141964 ^{+4e-08} _{-4e-08} Kokori et al. (2022)	6300.0 ^{+200.0} _{-200.0} 4.18 ^{+0.06} _{-0.06} Hebb et al. (2009)	0.1178 ^{+0.0005} _{-0.0005} 3.04 ^{+0.03} _{-0.03} 83.4 ^{+0.7} _{-0.6} - - - Collins et al. (2017)
WASP-130b	2456921.1438 ^{+0.0003} _{-0.0003} 11.55098 ^{+1e-05} _{-1e-05} Hellier et al. (2017)	5625.0 ^{+90.0} _{-90.0} 4.49 ^{+0.02} _{-0.02} Hellier et al. (2017)	0.0957 ^{+0.0007} _{-0.0007} 22.66 ^{+0.03} _{-0.03} 88.66 ^{+0.12} _{-0.12} - - - Hellier et al. (2017)
WASP-131b	2456919.8244 ^{+0.0004} _{-0.0004} 5.322023 ^{+5e-06} _{-5e-06} Hellier et al. (2017)	6030.0 ^{+90.0} _{-90.0} 4.09 ^{+0.03} _{-0.03} Hellier et al. (2017)	0.0815 ^{+0.0007} _{-0.0007} 8.376 ^{+0.02} _{-0.02} 85.0 ^{+0.3} _{-0.3} - - - Hellier et al. (2017)
WASP-132b	2457732.5679 ^{+0.0003} _{-0.0003} 7.1335135 ^{+1.8e-06} _{-1.8e-06} Kokori et al. (2022)	4775.0 ^{+100.0} _{-100.0} 4.61 ^{+0.02} _{-0.02} Hellier et al. (2017)	0.1208 ^{+0.0012} _{-0.0012} 19.31 ^{+0.18*} _{-0.18} 89.6 ^{+0.3} _{-0.3} - - - Hellier et al. (2017)
WASP-133b	2457262.80855 ^{+0.00019} _{-0.00019} 2.1764231 ^{+8e-07} _{-8e-07} Kokori et al. (2022)	5700.0 ^{+100.0} _{-100.0} 4.18 ^{+0.02} _{-0.02} Maxted et al. (2016)	0.086 ^{+0.0006} _{-0.0006} 5.16 ^{+0.08} _{-0.15} 87.0 ^{+1.0} _{-1.0} - - - Maxted et al. (2016)
WASP-135b	2458606.9117 ^{+0.0003} _{-0.0003} 1.4013788 ^{+4e-07} _{-4e-07} Kokori et al. (2022)	5675.0 ^{+60.0} _{-60.0} 4.47 ^{+0.03} _{-0.03} Spake et al. (2016)	0.139 ^{+0.003} _{-0.003} 5.53 ^{+0.18*} _{-0.18} 82.0 ^{+0.6} _{-0.6} - - - Spake et al. (2016)
WASP-136b	2456776.9069 ^{+0.0011} _{-0.0011} 5.215357 ^{+6e-06} _{-6e-06} Lam et al. (2017)	6260.0 ^{+100.0} _{-100.0} 3.9 ^{+0.06} _{-0.06} Lam et al. (2017)	0.0641 ^{+0.0012} _{-0.0012} 6.39 ^{+0.14} _{-0.14} 84.7 ^{+1.6} _{-1.3} - - - Lam et al. (2017)
WASP-138b	2457326.6226 ^{+0.0003} _{-0.0003} 3.634433 ^{+5e-06} _{-5e-06} Lam et al. (2017)	6272.0 ^{+96.0} _{-96.0} 4.25 ^{+0.02} _{-0.02} Lam et al. (2017)	0.0826 ^{+0.0008} _{-0.0008} 7.39 ^{+0.15*} _{-0.15} 88.5 ^{+0.9} _{-1.2} - - - Lam et al. (2017)
WASP-139b	2457196.7941 ^{+0.0003} _{-0.0003}	5310.0 ^{+90.0} _{-90.0}	0.1034 ^{+0.0015} _{-0.0015} 17.19 ^{+0.14} _{-0.14} 88.9 ^{+0.5} _{-0.5}

	5.924262 ^{+4e-06} _{-4e-06} Hellier et al. (2017)	4.59 ^{+0.06} _{-0.06} Hellier et al. (2017)	-	-	Hellier et al. (2017)
WASP-13b	2455575.5144 ^{+0.0016} _{-0.0016} 4.353011 ^{+1.3e-05} _{-1.3e-05} Barros et al. (2012)	5826.0 ^{+100.0} _{-100.0} 4.04 ^{+0.2} _{-0.2} Skillen et al. (2009)	0.0933 ^{+0.0021} _{-0.0021}	8.51 ^{+0.21} _{-0.21}	86.9 ^{+1.6} _{-1.2} Skillen et al. (2009)
WASP-140b	2457205.26576 ^{+0.00022} _{-0.00022} 2.2359838 ^{+7e-07} _{-7e-07} Kokori et al. (2022)	5260.0 ^{+100.0} _{-100.0} 4.51 ^{+0.04} _{-0.04} Hellier et al. (2017)	0.1432 ^{+0.007} _{-0.007}	7.94 ^{+0.12*} _{-0.12}	83.3 ^{+0.5} _{-0.8} Hellier et al. (2017)
WASP-141b	2457019.5961 ^{+0.0003} _{-0.0003} 3.310651 ^{+5e-06} _{-5e-06} Hellier et al. (2017)	5900.0 ^{+120.0} _{-120.0} 4.26 ^{+0.04} _{-0.04} Hellier et al. (2017)	0.0911 ^{+0.0011} _{-0.0011}	7.4 ^{+0.12} _{-0.12}	87.6 ^{+1.3} _{-1.3} Hellier et al. (2017)
WASP-142b	2457007.7787 ^{+0.0004} _{-0.0004} 2.052868 ^{+2e-06} _{-2e-06} Hellier et al. (2017)	6010.0 ^{+140.0} _{-140.0} 4.13 ^{+0.04} _{-0.04} Hellier et al. (2017)	0.0957 ^{+0.0014} _{-0.0014}	4.524 ^{+0.02} _{-0.02}	80.2 ^{+0.6} _{-0.6} Hellier et al. (2017)
WASP-144b	2457157.27572 ^{+0.00015} _{-0.00015} 2.2783152 ^{+1.3e-06} _{-1.3e-06} Hellier et al. (2019a)	5200.0 ^{+140.0} _{-140.0} 4.53 ^{+0.03} _{-0.03} Hellier et al. (2019a)	0.1079 ^{+0.0013} _{-0.0013}	8.39 ^{+0.23} _{-0.23}	86.9 ^{+0.5} _{-0.5} Hellier et al. (2019a)
WASP-145Ab	2456844.166 ^{+0.0003} _{-0.0003} 1.7690381 ^{+8e-07} _{-8e-07} Hellier et al. (2019a)	4900.0 ^{+150.0} _{-150.0} 4.65 ^{+0.1} _{-0.1} Hellier et al. (2019a)	0.108 ^{+0.012} _{-0.012}	8.09 ^{+0.09*} _{-0.09}	83.3 ^{+1.3} _{-1.3} Hellier et al. (2019a)
WASP-147b	2456562.5958 ^{+0.0013} _{-0.0013} 4.60273 ^{+3e-05} _{-3e-05} Lendl et al. (2019)	5702.0 ^{+100.0} _{-100.0} 4.15 ^{+0.09} _{-0.09} Lendl et al. (2019)	0.08 ^{+0.004} _{-0.004}	8.3 ^{+0.4} _{-0.7}	87.9 ^{+1.5} _{-1.6} Lendl et al. (2019)
WASP-14b	2455643.79792 ^{+0.00011} _{-0.00011} 2.24376628 ^{+2.4e-07} _{-2.4e-07} Kokori et al. (2022)	6475.0 ^{+100.0} _{-100.0} 4.29 ^{+0.07} _{-0.07} Joshi et al. (2009)	0.0942 ^{+0.0004} _{-0.0004}	5.99 ^{+0.09} _{-0.09}	84.63 ^{+0.24} _{-0.24} Wong et al. (2015)
WASP-151b	2457741.00889 ^{+0.0002} _{-0.0002} 4.533471 ^{+4e-06} _{-4e-06} Demangeon et al. (2018)	5871.0 ^{+57.0} _{-57.0} 4.35 ^{+0.02} _{-0.03} Demangeon et al. (2018)	0.1011 ^{+0.0005} _{-0.0005}	10.34 ^{+0.11} _{-0.19}	89.2 ^{+0.6} _{-0.6} Demangeon et al. (2018)
WASP-153b	2458018.151 ^{+0.0007} _{-0.0007} 3.3326099 ^{+2e-06} _{-2e-06} Kokori et al. (2022)	5914.0 ^{+64.0} _{-64.0} 4.1 ^{+0.06} _{-0.06} Demangeon et al. (2018)	0.092 ^{+0.001} _{-0.001}	6.0 ^{+0.3} _{-0.2}	84.1 ^{+0.7} _{-0.7} Demangeon et al. (2018)
WASP-156b	2454677.7078 ^{+0.002} _{-0.002} 3.836169 ^{+3e-06} _{-3e-06} Demangeon et al. (2018)	4910.0 ^{+61.0} _{-61.0} 4.6 ^{+0.04} _{-0.07} Demangeon et al. (2018)	0.0685 ^{+0.0012} _{-0.0012}	12.8 ^{+0.3} _{-0.7}	89.1 ^{+0.6} _{-0.9} Demangeon et al. (2018)
WASP-157b	2457265.70719 ^{+9e-05} _{-9e-05} 3.951605 ^{+3e-06} _{-3e-06} Kokori et al. (2022)	5838.0 ^{+140.0} _{-140.0} 4.5 ^{+0.2} _{-0.2} Močnik et al. (2016)	0.0944 ^{+0.0019} _{-0.0019}	10.04 ^{+0.04} _{-0.04}	84.93 ^{+0.45} _{-0.21} Močnik et al. (2016)
WASP-158b	2457619.9203 ^{+0.001} _{-0.001} 3.656333 ^{+4e-06} _{-4e-06} Hellier et al. (2019a)	6350.0 ^{+150.0} _{-150.0} 4.3 ^{+0.05} _{-0.11} Hellier et al. (2019a)	0.079 ^{+0.003} _{-0.003}	8.0 ^{+0.4} _{-1.0}	87.7 ^{+1.5} _{-1.5} Hellier et al. (2019a)
WASP-159b	2457668.0857 ^{+0.0009} _{-0.0009} 3.840401 ^{+7e-06} _{-7e-06} Hellier et al. (2019a)	6120.0 ^{+140.0} _{-140.0} 3.94 ^{+0.04} _{-0.04} Hellier et al. (2019a)	0.0673 ^{+0.0013} _{-0.0013}	5.44 ^{+0.15} _{-0.29}	88.1 ^{+1.4} _{-1.4} Hellier et al. (2019a)
WASP-15b	2455890.4286 ^{+0.0003} _{-0.0003} 3.7520987 ^{+1.6e-06} _{-1.6e-06} Kokori et al. (2022)	6300.0 ^{+100.0} _{-100.0} 4.17 ^{+0.06} _{-0.06} West et al. (2009b)	0.0951 ^{+0.0008} _{-0.0008}	7.3 ^{+0.18} _{-0.17}	85.7 ^{+0.4} _{-0.4} Southworth et al. (2013)
WASP-160Bb	2457383.65573 ^{+0.00021} _{-0.00021} 3.768495 ^{+3e-06} _{-3e-06} Lendl et al. (2019)	5298.0 ^{+99.0} _{-99.0} 4.5 ^{+0.05} _{-0.05} Lendl et al. (2019)	0.129 ^{+0.0017} _{-0.0017}	11.25 ^{+0.19} _{-0.31}	89.0 ^{+0.6} _{-0.6} Lendl et al. (2019)

WASP-161b	2457416.5297 ^{+0.0011} _{-0.0011} 5.4060425 ^{+4.8e-06} _{-4.8e-06} Barkaoui et al. (2019)	6400.0 ^{+100.0} _{-100.0} 4.11 ^{+0.02} _{-0.03} Barkaoui et al. (2019)	0.0671 ^{+0.0017} _{-0.0017} — Barkaoui et al. (2019)	8.49 ^{+0.13} _{-0.28} — —	89.01 ^{+0.69} _{-1.0} — —
WASP-162b	2457701.3824 ^{+0.0006} _{-0.0006} 9.62468 ^{+1e-05} _{-1e-05} Hellier et al. (2019a)	5300.0 ^{+100.0} _{-100.0} 4.33 ^{+0.03} _{-0.03} Hellier et al. (2019a)	0.0933 ^{+0.0016} _{-0.0016} 0.434 ^{+0.005} _{-0.005} Hellier et al. (2019a)	17.0 ^{+0.4} _{-0.6} 358.1 ^{+2.2} _{-2.2} —	89.3 ^{+0.5} _{-0.5} — —
WASP-164b	2457747.6583 ^{+0.0003} _{-0.0003} 1.7771363 ^{+6e-07} _{-6e-07} Kokori et al. (2022)	5806.0 ^{+190.0} _{-200.0} 4.48 ^{+0.04} _{-0.04} Lendl et al. (2019)	0.1242 ^{+0.0013} _{-0.0013} — Lendl et al. (2019)	6.5 ^{+0.13} _{-0.13} — —	82.73 ^{+0.22} _{-0.21} — —
WASP-165b	2457649.7122 ^{+0.0009} _{-0.0009} 3.465509 ^{+2.3e-05} _{-2.3e-05} Lendl et al. (2019)	5599.0 ^{+150.0} _{-150.0} 4.05 ^{+0.09} _{-0.09} Lendl et al. (2019)	0.074 ^{+0.004} _{-0.004} — Lendl et al. (2019)	5.9 ^{+0.7} _{-0.6} — —	84.9 ^{+2.5} _{-1.7} — —
WASP-166b	2457664.3289 ^{+0.0006} _{-0.0006} 5.44354 ^{+4e-06} _{-4e-06} Hellier et al. (2019b)	6050.0 ^{+50.0} _{-50.0} 4.34 ^{+0.05} _{-0.05} Hellier et al. (2019b)	0.05301 ^{+0.00066} _{-0.00066} — Hellier et al. (2019b)	11.3 ^{+0.6} _{-0.6} — —	88.0 ^{+0.7} _{-0.7} — —
WASP-167b	2456717.82564 ^{+0.00019} _{-0.00019} 2.021957 ^{+7e-07} _{-7e-07} Kokori et al. (2022)	7000.0 ^{+250.0} _{-250.0} 4.13 ^{+0.02} _{-0.02} Temple et al. (2017)	0.0906 ^{+0.0006} _{-0.0006} — Temple et al. (2017)	4.23 ^{+0.08*} _{-0.07} — —	79.9 ^{+0.3} _{-0.3} — —
WASP-168b	2457424.5286 ^{+0.0004} _{-0.0004} 4.153658 ^{+3e-06} _{-3e-06} Hellier et al. (2019a)	6000.0 ^{+100.0} _{-100.0} 4.37 ^{+0.05} _{-0.05} Hellier et al. (2019a)	0.109 ^{+0.007} _{-0.007} — Hellier et al. (2019a)	9.6 ^{+0.7} _{-0.4} — —	84.4 ^{+0.6} _{-0.6} — —
WASP-169b	2457697.0184 ^{+0.0014} _{-0.0014} 5.6114118 ^{+9.2e-06} _{-9.2e-06} Nielsen et al. (2019)	6110.0 ^{+101.0} _{-101.0} 3.96 ^{+0.03} _{-0.08} Nielsen et al. (2019)	0.0668 ^{+0.0021} _{-0.0021} — Nielsen et al. (2019)	7.3 ^{+0.68} _{-0.26} — —	87.9 ^{+1.4} _{-2.0} — —
WASP-16b	2455732.07584 ^{+0.00022} _{-0.00022} 3.1186037 ^{+7e-07} _{-7e-07} Kokori et al. (2022)	5700.0 ^{+150.0} _{-150.0} 4.49 ^{+0.08} _{-0.08} Lister et al. (2009)	0.119 ^{+0.0022} _{-0.0022} — Southworth et al. (2013)	8.21 ^{+0.21} _{-0.2} — —	84.0 ^{+0.3} _{-0.3} — —
WASP-170b	2457802.3923 ^{+0.0002} _{-0.0002} 2.3447802 ^{+3.6e-06} _{-3.6e-06} Barkaoui et al. (2019)	5600.0 ^{+150.0} _{-150.0} 4.47 ^{+0.03} _{-0.03} Barkaoui et al. (2019)	0.1175 ^{+0.0041} _{-0.0041} — Barkaoui et al. (2019)	7.71 ^{+0.21} _{-0.18} — —	84.87 ^{+0.28} _{-0.28} — —
WASP-172b	2457032.2625 ^{+0.0005} _{-0.0005} 5.477433 ^{+7e-06} _{-7e-06} Hellier et al. (2019a)	6900.0 ^{+140.0} _{-140.0} 4.05 ^{+0.05} _{-0.05} Hellier et al. (2019a)	0.0849 ^{+0.0012} _{-0.0012} — Hellier et al. (2019a)	7.69 ^{+0.12*} _{-0.12} — —	86.7 ^{+1.1} _{-1.1} — —
WASP-173Ab	2457288.85931 ^{+0.0002} _{-0.0002} 1.3866532 ^{+3e-07} _{-3e-07} Hellier et al. (2019a)	5800.0 ^{+140.0} _{-140.0} 4.37 ^{+0.03} _{-0.03} Hellier et al. (2019a)	0.1109 ^{+0.0009} _{-0.0009} — Hellier et al. (2019a)	4.78 ^{+0.17*} _{-0.17} — —	85.2 ^{+1.1} _{-1.1} — —
WASP-174b	2457465.9336 ^{+0.0004} _{-0.0004} 4.2337 ^{+3e-06} _{-3e-06} Temple et al. (2018)	6400.0 ^{+100.0} _{-100.0} 4.32 ^{+0.04} _{-0.04} Temple et al. (2018)	0.0927 ^{+0.0016} _{-0.0016} — Temple et al. (2018)	9.17 ^{+0.21*} _{-0.16} — —	84.2 ^{+0.5} _{-0.5} — —
WASP-175b	2457143.78964 ^{+0.00034} _{-0.00034} 3.0652907 ^{+1.1e-06} _{-1.1e-06} Nielsen et al. (2019)	6229.0 ^{+100.0} _{-100.0} 4.36 ^{+0.04} _{-0.04} Nielsen et al. (2019)	0.1032 ^{+0.0017} _{-0.0017} — Nielsen et al. (2019)	7.86 ^{+0.41} _{-0.41} — —	85.33 ^{+0.62} _{-0.62} — —
WASP-177b	2457994.3722 ^{+0.00028} _{-0.00028} 3.071722 ^{+1e-06} _{-1e-06} Turner et al. (2019)	5017.0 ^{+70.0} _{-70.0} 4.49 ^{+0.05} _{-0.04} Turner et al. (2019)	0.136 ^{+0.0129} _{-0.0129} — Turner et al. (2019)	9.25 ^{+0.06*} _{-0.06} — —	84.14 ^{+0.66} _{-0.83} — —
WASP-17b	2454592.8015 ^{+0.0005} _{-0.0005} 3.7354845 ^{+1.9e-06} _{-1.9e-06} Southworth et al. (2012c)	6550.0 ^{+100.0} _{-100.0} 4.24 ^{+0.13} _{-0.13} Anderson et al. (2010)	0.1235 ^{+0.0011} _{-0.0011} — Sedaghati et al. (2016)	7.03 ^{+0.15} _{-0.15} — —	87.1 ^{+0.6} _{-0.6} — —
WASP-180Ab	2457763.315 ^{+0.0001} _{-0.0001}	6600.0 ^{+200.0} _{-200.0}	0.11091 ^{+0.0009} _{-0.0009}	8.75 ^{+1.13} _{-1.01}	88.1 ^{+0.1} _{-0.1}

	$3.409264^{+1e-06}_{-1e-06}$ Temple et al. (2019a)	$4.42^{+0.01}_{-0.01}$ Temple et al. (2019a)	–	–	Temple et al. (2019a)
WASP-181b	$2457747.66978^{+0.00035}_{-0.00035}$ $4.5195064^{+3.4e-06}_{-3.4e-06}$ Turner et al. (2019)	$5839.0^{+70.0}_{-70.0}$ $4.38^{+0.08}_{-0.08}$ Turner et al. (2019)	$0.1261^{+0.0015}_{-0.0015}$	$12.09^{+0.54}_{-0.54}$	$88.38^{+0.76}_{-0.59}$ Turner et al. (2019)
WASP-183b	$2457796.1853^{+0.0024}_{-0.0024}$ $4.1117771^{+5.1e-06}_{-5.1e-06}$ Turner et al. (2019)	$5313.0^{+72.0}_{-72.0}$ $4.45^{+0.04}_{-0.04}$ Turner et al. (2019)	$0.195^{+0.003}_{-0.003}$	$11.44^{+0.54}_{-0.54}$	$85.37^{+0.61}_{-0.88}$ Turner et al. (2019)
WASP-186b	$2456237.12028^{+0.0009}_{-0.0009}$ $5.026799^{+1.2e-05}_{-1.2e-05}$ Schanche et al. (2020)	$6361.0^{+105.0}_{-82.0}$ $4.19^{+0.03}_{-0.03}$ Schanche et al. (2020)	$0.0781^{+0.0019}_{-0.0019}$ $0.33^{+0.01}_{-0.01}$	$8.78^{+0.3}_{-0.31}$ $173.0^{+3.0}_{-3.0}$	$83.59^{+0.55}_{-0.49}$ Schanche et al. (2020)
WASP-18b	$2455562.11007^{+7e-05}_{-7e-05}$ $0.94145254^{+8e-08}_{-8e-08}$ Kokori et al. (2022)	$6400.0^{+100.0}_{-100.0}$ $4.4^{+0.15}_{-0.15}$ Hellier et al. (2009a)	$0.09716^{+0.00014}_{-0.00014}$ $0.0091^{+0.0012}_{-0.0012}$	$3.562^{+0.022}_{-0.023}$ $269.0^{+3.0}_{-3.0}$	$84.9^{+0.3}_{-0.3}$ Shporer et al. (2019)
WASP-190b	$2457799.1256^{+0.0007}_{-0.0007}$ $5.367753^{+4e-06}_{-4e-06}$ Temple et al. (2019b)	$6400.0^{+100.0}_{-100.0}$ $4.17^{+0.04}_{-0.04}$ Temple et al. (2019b)	$0.0787^{+0.0013}_{-0.0013}$	$8.89^{+5.29}_{-3.11}$	$87.1^{+0.7}_{-0.7}$ Temple et al. (2019b)
WASP-192b	$2457271.3339^{+0.0017}_{-0.0017}$ $2.8786765^{+2.8e-06}_{-2.8e-06}$ Hellier et al. (2019c)	$5900.0^{+150.0}_{-150.0}$ $4.24^{+0.05}_{-0.05}$ Hellier et al. (2019c)	$0.0962^{+0.0032}_{-0.0032}$	$6.65^{+0.34}_{-0.34}$	$82.7^{+0.6}_{-0.6}$ Hellier et al. (2019c)
WASP-19b	$2456688.273095^{+2.3e-05}_{-2.3e-05}$ $0.788839195^{+1.9e-08}_{-1.9e-08}$ Kokori et al. (2022)	$5500.0^{+100.0}_{-100.0}$ $4.5^{+0.2}_{-0.2}$ Hebb et al. (2010)	$0.1409^{+0.0013}_{-0.0013}$ $0.002^{+0.014}_{-0.002}$	$3.46^{+0.08}_{-0.08}$ $259.0^{+13.0}_{-170.0}$	$78.8^{+0.6}_{-0.6}$ Wong et al. (2016)
WASP-1b	$2455215.32701^{+0.00015}_{-0.00015}$ $2.5199471^{+3e-07}_{-3e-07}$ Kokori et al. (2022)	$6110.0^{+75.0}_{-75.0}$ $4.28^{+0.16}_{-0.16}$ Torres et al. (2008)	$0.1036^{+0.0008}_{-0.0008}$	$5.69^{+0.03}_{-0.06}$	$90.0^{+1.3}_{-1.3}$ Maciejewski et al. (2014)
WASP-20b	$2456367.3093^{+0.0004}_{-0.0004}$ $4.8996461^{+1.6e-06}_{-1.6e-06}$ Kokori et al. (2022)	$5940.0^{+100.0}_{-100.0}$ $4.23^{+0.02}_{-0.02}$ Anderson et al. (2015a)	$0.101^{+0.005}_{-0.005}$	$10.6^{+0.08*}_{-0.08}$	$86.8^{+0.9}_{-0.9}$ Evans et al. (2016)
WASP-21b	$2457660.73516^{+0.00016}_{-0.00016}$ $4.3225038^{+8e-07}_{-8e-07}$ Kokori et al. (2022)	$5800.0^{+100.0}_{-100.0}$ $4.2^{+0.1}_{-0.1}$ Bouchy et al. (2010)	$0.104^{+0.0018}_{-0.0018}$	$10.54^{+0.15}_{-0.15}$	$88.8^{+0.8}_{-0.7}$ Bouchy et al. (2010)
WASP-22b	$2455532.72776^{+0.00022}_{-0.00022}$ $3.5327306^{+7e-07}_{-7e-07}$ Southworth et al. (2016)	$6000.0^{+100.0}_{-100.0}$ $4.37^{+0.02}_{-0.02}$ Maxted et al. (2010a)	$0.0978^{+0.0012}_{-0.0012}$	$8.38^{+0.19}_{-0.19}$	$88.6^{+1.0}_{-1.0}$ Southworth et al. (2016)
WASP-23b	$2456333.00703^{+8e-05}_{-8e-05}$ $2.94442732^{+2.2e-07}_{-2.2e-07}$ Kokori et al. (2022)	$5150.0^{+100.0}_{-100.0}$ $4.56^{+0.09}_{-0.09}$ Triaud et al. (2011)	$0.13^{+0.0004}_{-0.0004}$	$10.21^{+0.19*}_{-0.19}$	$88.4^{+0.8}_{-0.5}$ Triaud et al. (2011)
WASP-24b	$2455402.12744^{+0.00015}_{-0.00015}$ $2.3412202^{+3e-07}_{-3e-07}$ Kokori et al. (2022)	$6075.0^{+100.0}_{-100.0}$ $4.263^{+0.022}_{-0.022}$ Street et al. (2010)	$0.1018^{+0.0007}_{-0.0007}$	$5.94^{+0.13}_{-0.13}$	$83.9^{+0.4}_{-0.4}$ Southworth et al. (2014)
WASP-25b	$2456396.9176^{+0.0004}_{-0.0004}$ $3.7648334^{+9e-07}_{-9e-07}$ Kokori et al. (2022)	$5703.0^{+100.0}_{-100.0}$ $4.51^{+0.04}_{-0.04}$ Enoch et al. (2011a)	$0.1387^{+0.001}_{-0.001}$	$11.22^{+0.18}_{-0.17}$	$88.1^{+0.3}_{-0.3}$ Southworth et al. (2014)
WASP-26b	$2456631.49797^{+0.00023}_{-0.00023}$ $2.7565963^{+6e-07}_{-6e-07}$ Kokori et al. (2022)	$5950.0^{+100.0}_{-100.0}$ $4.3^{+0.2}_{-0.2}$ Smalley et al. (2010)	$0.0991^{+0.0018}_{-0.0018}$	$6.64^{+0.16}_{-0.16}$	$82.8^{+0.3}_{-0.3}$ Southworth et al. (2014)
WASP-28b	$2457683.40894^{+3e-05}_{-3e-05}$ $3.4088353^{+3e-07}_{-3e-07}$ Kokori et al. (2022)	$6150.0^{+140.0}_{-140.0}$ $4.37^{+0.02}_{-0.02}$ Anderson et al. (2015a)	$0.116^{+0.0017}_{-0.0017}$	$8.62^{+0.1*}_{-0.1}$	$88.3^{+1.6}_{-0.9}$ Maciejewski et al. (2016b)

WASP-29b	2456347.98683 ^{+0.00014} _{-0.00014} 3.9227124 ^{+4e-07} _{-4e-07} Kokori et al. (2022)	4800.0 ^{+150.0} _{-150.0} 4.54 ^{+0.05} _{-0.05} Hellier et al. (2010)	0.0982 ^{+0.0015} _{-0.0015} 12.36 ^{+0.13} _{-0.22} 89.2 ^{+0.5} _{-0.6} - -	Gibson et al. (2013a)
WASP-2b	2455097.75755 ^{+7e-05} _{-7e-05} 2.15222231 ^{+1.5e-07} _{-1.5e-07} Kokori et al. (2022)	5200.0 ^{+200.0} _{-200.0} 4.54 ^{+0.04} _{-0.05} Torres et al. (2008)	0.1326 ^{+0.0007} _{-0.0007} 8.08 ^{+0.12} _{-0.12} 84.81 ^{+0.17} _{-0.17} - -	Southworth et al. (2010)
WASP-31b	2456183.80208 ^{+0.0002} _{-0.0002} 3.4058841 ^{+8e-07} _{-8e-07} Kokori et al. (2022)	6302.0 ^{+102.0} _{-102.0} 4.31 ^{+0.023} _{-0.023} Anderson et al. (2011a)	0.1271 ^{+0.0011} _{-0.0011} 8.0 ^{+0.19} _{-0.19} 84.41 ^{+0.22} _{-0.22} - -	Anderson et al. (2011a)
WASP-32b	2456893.71806 ^{+0.00017} _{-0.00017} 2.7186631 ^{+4e-07} _{-4e-07} Kokori et al. (2022)	6100.0 ^{+100.0} _{-100.0} 4.39 ^{+0.04} _{-0.04} Maxted et al. (2010b)	0.1114 ^{+0.0018} _{-0.0018} 7.8 ^{+0.3*} _{-0.3} 85.3 ^{+0.5} _{-0.5} 0.018 ^{+0.006} _{-0.006} 130.0 ^{+30.0} _{-30.0}	Maxted et al. (2010b)
WASP-34b	2454647.5543 ^{+0.0006} _{-0.0006} 4.317678 ^{+5e-06} _{-5e-06} Smalley et al. (2011)	5700.0 ^{+100.0} _{-100.0} 4.51 ^{+0.12} _{-0.12} Smalley et al. (2011)	0.1123 ^{+0.0012} _{-0.0012} 10.5 ^{+0.3} _{-0.3} 85.2 ^{+0.2} _{-0.2} 0.038 ^{+0.012} _{-0.012} 319.8 ^{+23.2} _{-18.6}	Smalley et al. (2011)
WASP-35b	2455932.9992 ^{+0.00015} _{-0.00015} 3.1615699 ^{+4e-07} _{-4e-07} Kokori et al. (2022)	5990.0 ^{+90.0} _{-90.0} 4.39 ^{+0.03} _{-0.03} Enoch et al. (2011b)	0.1241 ^{+0.0008} _{-0.0008} 8.34 ^{+0.07*} _{-0.07} 88.0 ^{+0.6} _{-0.5} - -	Enoch et al. (2011b)
WASP-36b	2456526.07935 ^{+6e-05} _{-6e-05} 1.53736541 ^{+1.1e-07} _{-1.1e-07} Kokori et al. (2022)	5959.0 ^{+134.0} _{-134.0} 4.499 ^{+0.022} _{-0.022} Smith et al. (2012)	0.1368 ^{+0.0006} _{-0.0006} 5.85 ^{+0.06} _{-0.05} 83.15 ^{+0.13} _{-0.13} - -	Mancini et al. (2016b)
WASP-37b	2457524.4596 ^{+0.0003} _{-0.0003} 3.5774793 ^{+8e-07} _{-8e-07} Kokori et al. (2022)	5800.0 ^{+150.0} _{-150.0} 4.4 ^{+0.07} _{-0.07} Simpson et al. (2011)	0.1195 ^{+0.0013} _{-0.0013} 9.6 ^{+0.6} _{-0.6} 88.8 ^{+0.8} _{-0.9} - -	Simpson et al. (2011)
WASP-38b	2455335.9213 ^{+0.0007} _{-0.0007} 6.87181 ^{+5e-05} _{-5e-05} Barros et al. (2011)	6150.0 ^{+80.0} _{-80.0} 4.27 ^{+0.024} _{-0.024} Barros et al. (2011)	0.0844 ^{+0.0011} _{-0.0011} 12.31 ^{+0.13*} _{-0.13} 89.7 ^{+0.3} _{-0.3} 0.031 ^{+0.005} _{-0.004} 344.0 ^{+18.0} _{-17.0}	Barros et al. (2011)
WASP-39b	2455342.9696 ^{+0.00014} _{-0.00014} 4.05528 ^{+7e-07} _{-7e-07} Fischer et al. (2016)	5400.0 ^{+150.0} _{-150.0} 4.498 ^{+0.024} _{-0.024} Faedi et al. (2011)	0.1457 ^{+0.0016} _{-0.0016} 11.37 ^{+0.24} _{-0.2} 87.75 ^{+0.27} _{-0.2} - -	Maciejewski et al. (2016b)
WASP-3b	2455554.83317 ^{+7e-05} _{-7e-05} 1.84683511 ^{+1.3e-07} _{-1.3e-07} Kokori et al. (2022)	6400.0 ^{+100.0} _{-100.0} 4.25 ^{+0.05} _{-0.05} Pollacco et al. (2008)	0.105 ^{+0.012} _{-0.012} 5.0 ^{+0.8} _{-0.6} 84.15 ^{+0.16} _{-0.16} - -	Christiansen et al. (2011)
WASP-41b	2455996.67927 ^{+0.0001} _{-0.0001} 3.0524015 ^{+4e-07} _{-4e-07} Southworth et al. (2016)	5450.0 ^{+150.0} _{-150.0} 4.5 ^{+0.05} _{-0.05} Maxted et al. (2011)	0.1365 ^{+0.0006} _{-0.0006} 9.96 ^{+0.08} _{-0.08} 88.7 ^{+0.4} _{-0.4} - -	Southworth et al. (2016)
WASP-42b	2455650.56728 ^{+0.00015} _{-0.00015} 4.9816819 ^{+1.1e-06} _{-1.1e-06} Southworth et al. (2016)	5200.0 ^{+150.0} _{-150.0} 4.52 ^{+0.06} _{-0.06} Lendl et al. (2012)	0.1293 ^{+0.0008} _{-0.0008} 13.5 ^{+0.3} _{-0.3} 88.0 ^{+0.17} _{-0.17} - -	Southworth et al. (2016)
WASP-43b	2456047.051715 ^{+2.2e-05} _{-2.2e-05} 0.81347414 ^{+3e-08} _{-3e-08} Kokori et al. (2022)	4400.0 ^{+200.0} _{-200.0} 4.64 ^{+0.07} _{-0.07} Hellier et al. (2011)	0.1594 ^{+0.0004} _{-0.0004} 4.867 ^{+0.023} _{-0.023} 82.11 ^{+0.1} _{-0.1} - -	Hoyer et al. (2016)
WASP-44b	2456006.39613 ^{+9e-05} _{-9e-05} 2.4238107 ^{+3e-07} _{-3e-07} Kokori et al. (2022)	5410.0 ^{+150.0} _{-150.0} 4.48 ^{+0.07} _{-0.07} Anderson et al. (2012)	0.126 ^{+0.003} _{-0.003} 8.1 ^{+0.7} _{-0.5} 86.0 ^{+1.1} _{-0.9} - -	Anderson et al. (2012)
WASP-45b	2458254.7392 ^{+0.0003} _{-0.0003} 3.1260777 ^{+8e-07} _{-8e-07} Kokori et al. (2022)	5140.0 ^{+200.0} _{-200.0} 4.45 ^{+0.09} _{-0.09} Anderson et al. (2012)	0.1095 ^{+0.0024} _{-0.0024} 9.5 ^{+0.13} _{-0.12} 84.69 ^{+0.1} _{-0.1} - -	Ciceri et al. (2016)
WASP-46b	2456842.7141 ^{+0.00017} _{-0.00017}	5620.0 ^{+160.0} _{-160.0}	0.1407 ^{+0.0003} _{-0.0003} 5.85 ^{+0.04} _{-0.04} 82.8 ^{+0.17} _{-0.17}	

	$1.43037222^{+2.3e-07}_{-2.3e-07}$ Kokori et al. (2022)	$4.49^{+0.03}_{-0.03}$ Anderson et al. (2012)	–	–	Ciceri et al. (2016)
WASP-47b	$2456354.946^{+0.0003}_{-0.0003}$ $4.1591496^{+1e-06}_{-1e-06}$ Kokori et al. (2022)	$5350.0^{+90.0}_{-90.0}$ $4.35^{+0.03}_{-0.03}$ Hellier et al. (2012)	$0.10193^{+0.00021}_{-0.00021}$	$9.7^{+0.04}_{-0.04}$	$88.98^{+0.2}_{-0.2}$ Vanderburg et al. (2017)
WASP-48b	$2456176.98991^{+0.00012}_{-0.00012}$ $2.1436364^{+3e-07}_{-3e-07}$ Kokori et al. (2022)	$5920.0^{+150.0}_{-150.0}$ $4.03^{+0.05}_{-0.05}$ Enoch et al. (2011b)	$0.0958^{+0.0008}_{-0.0008}$	$4.7^{+0.12}_{-0.11}$	$82.0^{+0.5}_{-0.5}$ Ciceri et al. (2015)
WASP-49b	$2456198.14045^{+0.00014}_{-0.00014}$ $2.7817366^{+5e-07}_{-5e-07}$ Kokori et al. (2022)	$5600.0^{+150.0}_{-150.0}$ $4.43^{+0.05}_{-0.05}$ Lendl et al. (2012)	$0.116^{+0.0007}_{-0.0007}$	$8.009^{+0.008}_{-0.008}$	$84.48^{+0.13}_{-0.13}$ Wytttenbach et al. (2017)
WASP-4b	$2455880.79492^{+3e-05}_{-3e-05}$ $1.33823144^{+3e-08}_{-3e-08}$ Kokori et al. (2022)	$5500.0^{+150.0}_{-150.0}$ $4.3^{+0.2}_{-0.2}$ Wilson et al. (2008)	$0.152^{+0.0004}_{-0.0004}$	$5.451^{+0.023}_{-0.052}$	$89.1^{+0.7}_{-0.8}$ Bouma et al. (2019)
WASP-50b	$2457701.39451^{+0.00023}_{-0.00023}$ $1.9550928^{+3e-07}_{-3e-07}$ Kokori et al. (2022)	$5400.0^{+100.0}_{-100.0}$ $4.54^{+0.05}_{-0.05}$ Gillon et al. (2011)	$0.1404^{+0.0012}_{-0.0012}$	$7.53^{+0.13}_{-0.13}$	$84.74^{+0.24}_{-0.24}$ Gillon et al. (2011)
WASP-52b	$2456770.05972^{+4e-05}_{-4e-05}$ $1.74978119^{+1e-07}_{-1e-07}$ Kokori et al. (2022)	$5000.0^{+100.0}_{-100.0}$ $4.58^{+0.01}_{-0.01}$ Hébrard et al. (2013)	$0.1646^{+0.0012}_{-0.0012}$	$7.38^{+0.11}_{-0.11}$	$85.35^{+0.2}_{-0.2}$ Hébrard et al. (2013)
WASP-53b	$2456284.48161^{+0.00015}_{-0.00015}$ $3.3098436^{+5e-07}_{-5e-07}$ Kokori et al. (2022)	$4953.0^{+60.0}_{-60.0}$ $4.55^{+0.02}_{-0.02}$ Triaud et al. (2017)	$0.1353^{+0.0013}_{-0.0013}$	$11.05^{+0.2}_{-0.19}$	$87.08^{+0.16}_{-0.15}$ Triaud et al. (2017)
WASP-54b	$2455522.0445^{+0.0008}_{-0.0008}$ $3.693649^{+1.3e-05}_{-1.3e-05}$ Faedi et al. (2013)	$6100.0^{+100.0}_{-100.0}$ $4.0^{+0.03}_{-0.04}$ Faedi et al. (2013)	$0.0927^{+0.0011}_{-0.0011}$	$5.87^{+0.14*}_{-0.14}$	$85.0^{+0.6}_{-0.6}$ Faedi et al. (2013)
WASP-55b	$2456720.37845^{+0.0001}_{-0.0001}$ $4.4656299^{+8e-07}_{-8e-07}$ Kokori et al. (2022)	$5960.0^{+100.0}_{-100.0}$ $4.39^{+0.03}_{-0.03}$ Hellier et al. (2012)	$0.1246^{+0.0007}_{-0.0007}$	$10.66^{+0.07*}_{-0.09}$	$89.0^{+0.6}_{-0.6}$ Southworth et al. (2016)
WASP-56b	$2455841.60939^{+0.00023}_{-0.00023}$ $4.6170654^{+2.1e-06}_{-2.1e-06}$ Kokori et al. (2022)	$5600.0^{+100.0}_{-100.0}$ $4.35^{+0.02}_{-0.02}$ Faedi et al. (2013)	$0.1009^{+0.0021}_{-0.0021}$	$10.39^{+0.03}_{-0.03}$	$88.5^{+0.1}_{-0.2}$ Faedi et al. (2013)
WASP-57b	$2456433.2863^{+0.0001}_{-0.0001}$ $2.838918^{+6e-07}_{-6e-07}$ Kokori et al. (2022)	$5600.0^{+100.0}_{-100.0}$ $4.57^{+0.01}_{-0.01}$ Faedi et al. (2013)	$0.1182^{+0.0013}_{-0.0013}$	$8.75^{+0.23}_{-0.22}$	$86.0^{+0.3}_{-0.3}$ Southworth et al. (2015a)
WASP-58b	$2457692.5406^{+0.0004}_{-0.0004}$ $5.0172137^{+1.6e-06}_{-1.6e-06}$ Kokori et al. (2022)	$5800.0^{+150.0}_{-150.0}$ $4.27^{+0.09}_{-0.09}$ Hébrard et al. (2013)	$0.12^{+0.004}_{-0.004}$	$10.3^{+1.3}_{-1.1}$	$87.4^{+1.5}_{-1.5}$ Hébrard et al. (2013)
WASP-5b	$2455017.22682^{+7e-05}_{-7e-05}$ $1.62843033^{+1.1e-07}_{-1.1e-07}$ Kokori et al. (2022)	$5880.0^{+150.0}_{-150.0}$ $4.4^{+0.04}_{-0.05}$ Anderson et al. (2008)	$0.1108^{+0.0011}_{-0.0011}$	$5.37^{+0.15}_{-0.15}$	$85.6^{+0.8}_{-0.8}$ Fukui et al. (2011)
WASP-60b	$2458902.6003^{+0.0006}_{-0.0006}$ $4.305007^{+3e-06}_{-3e-06}$ Kokori et al. (2022)	$5900.0^{+100.0}_{-100.0}$ $4.35^{+0.09}_{-0.09}$ Hébrard et al. (2013)	$0.077^{+0.004}_{-0.004}$	$10.0^{+1.2}_{-1.0}$	$87.9^{+1.6}_{-1.6}$ Hébrard et al. (2013)
WASP-61b	$2456152.57714^{+0.00023}_{-0.00023}$ $3.855898^{+1e-06}_{-1e-06}$ Kokori et al. (2022)	$6320.0^{+140.0}_{-140.0}$ $4.26^{+0.03}_{-0.03}$ Hellier et al. (2012)	$0.0938^{+0.0005}_{-0.0005}$	$7.93^{+0.09}_{-0.09}$	$89.3^{+0.5}_{-0.7}$ Hellier et al. (2012)
WASP-62b	$2458427.55327^{+4e-05}_{-4e-05}$ $4.4119395^{+4e-07}_{-4e-07}$ Kokori et al. (2022)	$6280.0^{+80.0}_{-80.0}$ $4.32^{+0.04}_{-0.04}$ Hellier et al. (2012)	$0.1109^{+0.0009}_{-0.0009}$	$9.52^{+0.06*}_{-0.06}$	$88.3^{+0.9}_{-0.6}$ Hellier et al. (2012)

WASP-63b	2455921.6535 ^{+0.0005} _{-0.0005} 4.37809 ^{+6e-06} _{-6e-06} Hellier et al. (2012)	5570.0 ^{+90.0} _{-90.0} 4.01 ^{+0.05} _{-0.05} Hellier et al. (2012)	0.078 ^{+0.0011} _{-0.0011} 6.49 ^{+0.11*} _{-0.11} 87.8 ^{+1.3} _{-1.3} - -
WASP-64b	2456444.76501 ^{+0.00012} _{-0.00012} 1.57329025 ^{+1.5e-07} _{-1.5e-07} Kokori et al. (2022)	5400.0 ^{+100.0} _{-100.0} 4.39 ^{+0.02} _{-0.02} Gillon et al. (2013)	0.1234 ^{+0.0011} _{-0.0011} 5.39 ^{+0.11} _{-0.09} 86.6 ^{+0.8} _{-0.6} - -
WASP-65b	2456912.75129 ^{+0.00019} _{-0.00019} 2.3114217 ^{+4e-07} _{-4e-07} Kokori et al. (2022)	5600.0 ^{+100.0} _{-100.0} 4.4 ^{+0.02} _{-0.02} Gómez Maqueo Chew et al. (2013)	0.1131 ^{+0.0007} _{-0.0007} 7.11 ^{+0.1} _{-0.1} 88.8 ^{+0.8} _{-0.7} - -
WASP-66b	2455929.0969 ^{+0.0003} _{-0.0003} 4.086052 ^{+7e-06} _{-7e-06} Hellier et al. (2012)	6580.0 ^{+170.0} _{-170.0} 4.07 ^{+0.05} _{-0.05} Hellier et al. (2012)	0.0817 ^{+0.001} _{-0.001} 6.71 ^{+0.08} _{-0.08} 85.9 ^{+0.9} _{-0.9} - -
WASP-67b	2456618.0537 ^{+8e-05} _{-8e-05} 4.6144166 ^{+4e-07} _{-4e-07} Kokori et al. (2022)	5240.0 ^{+10.0} _{-10.0} 4.5 ^{+0.04} _{-0.04} Hellier et al. (2012)	0.1345 ^{+0.0048} _{-0.0048} 12.83 ^{+0.05} _{-0.05} 85.8 ^{+0.3} _{-0.4} - -
WASP-68b	2456064.8636 ^{+0.0006} _{-0.0006} 5.084298 ^{+1.5e-05} _{-1.5e-05} Delrez et al. (2014)	5911.0 ^{+59.0} _{-60.0} 4.09 ^{+0.13} _{-0.08} Delrez et al. (2014)	0.075 ^{+0.002} _{-0.002} 7.9 ^{+0.25} _{-0.46} 88.1 ^{+1.3} _{-1.3} - -
WASP-69b	2457176.17789 ^{+0.00017} _{-0.00017} 3.868139 ^{+6e-07} _{-6e-07} Kokori et al. (2022)	4715.0 ^{+50.0} _{-50.0} 4.54 ^{+0.02} _{-0.02} Anderson et al. (2014a)	0.1336 ^{+0.0016} _{-0.0016} 11.953 ^{+0.023} _{-0.023} 86.71 ^{+0.2} _{-0.2} - -
WASP-6b	2455591.28967 ^{+7e-05} _{-7e-05} 3.36100207 ^{+2.1e-07} _{-2.1e-07} Kokori et al. (2022)	5450.0 ^{+100.0} _{-100.0} 4.5 ^{+0.06} _{-0.06} Gillon et al. (2009a)	0.1446 ^{+0.0009} _{-0.0009} 10.9 ^{+0.3*} _{-0.3} 88.5 ^{+0.7} _{-0.5} 0.054 ^{+0.018} _{-0.015} 1.7 ^{+0.12} _{-0.23}
WASP-70Ab	2456319.4479 ^{+0.0004} _{-0.0004} 3.7130169 ^{+1.2e-06} _{-1.2e-06} Kokori et al. (2022)	5763.0 ^{+79.0} _{-79.0} 4.31 ^{+0.05} _{-0.04} Anderson et al. (2014a)	0.0985 ^{+0.0013} _{-0.0013} 8.58 ^{+0.17} _{-0.17} 87.1 ^{+1.2} _{-0.7} - -
WASP-71b	2455738.8505 ^{+0.0007} _{-0.0007} 2.903675 ^{+7e-06} _{-7e-06} Smith et al. (2013)	6059.0 ^{+98.0} _{-98.0} 3.92 ^{+0.05} _{-0.05} Smith et al. (2013)	0.0666 ^{+0.0011} _{-0.0011} 4.4 ^{+0.3} _{-0.3} 84.9 ^{+2.2} _{-2.2} - -
WASP-72b	2455583.6529 ^{+0.0021} _{-0.0021} 2.216742 ^{+8e-06} _{-8e-06} Gillon et al. (2013)	6250.0 ^{+100.0} _{-100.0} 3.99 ^{+0.1} _{-0.11} Gillon et al. (2013)	0.066 ^{+0.003} _{-0.003} 4.0 ^{+0.5} _{-0.4} 81.6 ^{+3.2} _{-2.6} - -
WASP-73b	2456365.7688 ^{+0.0011} _{-0.0011} 4.087286 ^{+9e-06} _{-9e-06} Mallonn et al. (2019b)	6036.0 ^{+120.0} _{-120.0} 3.93 ^{+0.04} _{-0.06} Delrez et al. (2014)	0.057 ^{+0.003} _{-0.003} 5.73 ^{+0.18} _{-0.45} 87.4 ^{+1.8} _{-2.4} - -
WASP-74b	2457205.93774 ^{+0.0001} _{-0.0001} 2.1377516 ^{+6e-07} _{-6e-07} Kokori et al. (2022)	5970.0 ^{+110.0} _{-110.0} 4.18 ^{+0.02} _{-0.02} Hellier et al. (2015)	0.098 ^{+0.0007} _{-0.0007} 4.861 ^{+0.006} _{-0.006} 79.81 ^{+0.24} _{-0.24} - -
WASP-75b	2457340.345 ^{+0.0003} _{-0.0003} 2.4841987 ^{+6e-07} _{-6e-07} Kokori et al. (2022)	6100.0 ^{+100.0} _{-100.0} 4.29 ^{+0.02} _{-0.02} Gómez Maqueo Chew et al. (2013)	0.1034 ^{+0.0015} _{-0.0015} 6.37 ^{+0.03*} _{-0.03} 82.0 ^{+0.3} _{-0.2} - -
WASP-76b	2457273.4191 ^{+0.0005} _{-0.0005} 1.8098806 ^{+7e-07} _{-7e-07} Kokori et al. (2022)	6250.0 ^{+100.0} _{-100.0} 4.13 ^{+0.01} _{-0.01} West et al. (2016)	0.109 ^{+0.0007} _{-0.0007} 4.07 ^{+0.03*} _{-0.03} 88.0 ^{+1.3} _{-1.6} - -
WASP-77Ab	2456663.34757 ^{+0.00012} _{-0.00012} 1.36002922 ^{+1.3e-07} _{-1.3e-07}	5500.0 ^{+80.0} _{-80.0} 4.33 ^{+0.08} _{-0.08}	0.1301 ^{+0.0007} _{-0.0007} 5.41 ^{+0.04*} _{-0.04} 89.4 ^{+0.4} _{-0.7} - -

	Kokori et al. (2022)	Maxted et al. (2013a)	Maxted et al. (2013a)		
WASP-78b	2456922.0975 ^{+0.0003} _{-0.0003} 2.1751852 ^{+5e-07} _{-5e-07} Kokori et al. (2022)	6100.0 ^{+150.0} _{-150.0} 3.88 ^{+0.04} _{-0.04} Smalley et al. (2012)	0.0794 ^{+0.0013} _{-0.0013} — Smalley et al. (2012)	3.52 ^{+0.13} _{-0.13} — Smalley et al. (2012)	83.2 ^{+2.3} _{-1.6} — Smalley et al. (2012)
WASP-79b	2458200.47327 ^{+0.00018} _{-0.00018} 3.6623925 ^{+2.1e-06} _{-2.1e-06} Kokori et al. (2022)	6600.0 ^{+100.0} _{-100.0} 4.06 ^{+0.03} _{-0.03} Smalley et al. (2012)	0.113 ^{+0.003} _{-0.003} — Smalley et al. (2012)	7.02 ^{+0.05*} _{-0.05} — Smalley et al. (2012)	85.4 ^{+0.6} _{-0.6} — Smalley et al. (2012)
WASP-7b	2455446.6349 ^{+0.0003} _{-0.0003} 4.954642 ^{+3e-06} _{-3e-06} Southworth et al. (2011)	6400.0 ^{+100.0} _{-100.0} 4.36 ^{+0.01} _{-0.05} Hellier et al. (2009b)	0.0956 ^{+0.0016} _{-0.0016} — Southworth et al. (2011)	9.52 ^{+0.2*} _{-0.19} — Southworth et al. (2011)	87.0 ^{+0.9} _{-0.9} — Southworth et al. (2011)
WASP-80b	2456671.49615 ^{+4e-05} _{-4e-05} 3.06785271 ^{+1.9e-07} _{-1.9e-07} Kokori et al. (2022)	4145.0 ^{+100.0} _{-100.0} 4.69 ^{+0.01} _{-0.01} Triaud et al. (2013)	0.1714 ^{+0.0004} _{-0.0004} 0.002 ^{+0.01} _{-0.002} Triaud et al. (2015)	12.63 ^{+0.08} _{-0.13} 94.0 ^{+120.0} _{-21.0} Triaud et al. (2015)	89.02 ^{+0.11} _{-0.1} — Triaud et al. (2015)
WASP-81b	2456969.77318 ^{+0.0002} _{-0.0002} 2.7164835 ^{+4e-07} _{-4e-07} Kokori et al. (2022)	5870.0 ^{+120.0} _{-120.0} 4.26 ^{+0.02} _{-0.03} Triaud et al. (2017)	0.112 ^{+0.0012} _{-0.0012} — Triaud et al. (2017)	6.56 ^{+0.13} _{-0.16} — Triaud et al. (2017)	88.7 ^{+0.9} _{-0.9} — Triaud et al. (2017)
WASP-82b	2456931.8452 ^{+0.0008} _{-0.0008} 2.705785 ^{+2e-06} _{-2e-06} Smith (2015)	6490.0 ^{+100.0} _{-100.0} 3.97 ^{+0.01} _{-0.02} West et al. (2016)	0.079 ^{+0.0008} _{-0.0008} — West et al. (2016)	4.37 ^{+0.14} _{-0.14} — West et al. (2016)	87.9 ^{+1.4} _{-1.9} — West et al. (2016)
WASP-83b	2457121.9961 ^{+0.0003} _{-0.0003} 4.9712917 ^{+1.2e-06} _{-1.2e-06} Kokori et al. (2022)	5510.0 ^{+110.0} _{-110.0} 4.44 ^{+0.02} _{-0.04} Hellier et al. (2015)	0.102 ^{+0.002} _{-0.002} — Hellier et al. (2015)	11.98 ^{+0.15} _{-0.15} — Hellier et al. (2015)	88.9 ^{+0.7} _{-0.7} — Hellier et al. (2015)
WASP-84b	2456422.48255 ^{+0.00014} _{-0.00014} 8.523499 ^{+4e-06} _{-4e-06} Kokori et al. (2022)	5314.0 ^{+88.0} _{-88.0} 4.4 ^{+0.1} _{-0.1} Anderson et al. (2014a)	0.1295 ^{+0.0006} _{-0.0006} — Anderson et al. (2014a)	22.191 ^{+0.012} _{-0.012} — Anderson et al. (2014a)	88.37 ^{+0.05} _{-0.05} — Anderson et al. (2014a)
WASP-85Ab	2456847.472867 ^{+1e-05} _{-1e-05} 2.6556765 ^{+4e-07} _{-4e-07} Kokori et al. (2022)	5685.0 ^{+55.0} _{-55.0} 4.48 ^{+0.11} _{-0.11} Brown et al. (2014)	0.136814 ^{+3.7e-05} _{-3.7e-05} — Brown et al. (2014)	8.74 ^{+0.12*} _{-0.08} — Brown et al. (2014)	89.73 ^{+0.01} _{-0.01} — Brown et al. (2014)
WASP-87b	2457082.07733 ^{+0.00021} _{-0.00021} 1.682795 ^{+1.9e-06} _{-1.9e-06} Addison et al. (2016)	6450.0 ^{+120.0} _{-120.0} 4.32 ^{+0.21} _{-0.21} Anderson et al. (2014b)	0.08746 ^{+0.00074} _{-0.00074} — Addison et al. (2016)	3.89 ^{+0.49} _{-0.42} — Addison et al. (2016)	81.07 ^{+0.63} _{-0.63} — Addison et al. (2016)
WASP-88b	2458005.5181 ^{+0.0006} _{-0.0006} 4.9540021 ^{+2.2e-06} _{-2.2e-06} Kokori et al. (2022)	6431.0 ^{+130.0} _{-130.0} 3.96 ^{+0.02} _{-0.05} Delrez et al. (2014)	0.084 ^{+0.002} _{-0.002} — Delrez et al. (2014)	6.64 ^{+0.17} _{-0.34} — Delrez et al. (2014)	88.0 ^{+1.4} _{-1.5} — Delrez et al. (2014)
WASP-89b	2456398.33771 ^{+0.00012} _{-0.00012} 3.3564182 ^{+5e-07} _{-5e-07} Kokori et al. (2022)	5130.0 ^{+90.0} _{-90.0} 4.51 ^{+0.02} _{-0.02} Hellier et al. (2015)	0.1221 ^{+0.0008} _{-0.0008} 0.193 ^{+0.009} _{-0.009} Hellier et al. (2015)	10.51 ^{+0.08*} _{-0.08} 28.0 ^{+4.0} _{-4.0} Hellier et al. (2015)	89.4 ^{+0.5} _{-0.5} — Hellier et al. (2015)
WASP-8b	2454679.3347 ^{+0.0005} _{-0.0005} 8.158715 ^{+1.6e-05} _{-1.6e-05} Queloz et al. (2010)	5600.0 ^{+80.0} _{-80.0} 4.5 ^{+0.05} _{-0.05} Queloz et al. (2010)	0.113 ^{+0.0015} _{-0.0015} 0.31 ^{+0.0029} _{-0.0024} Queloz et al. (2010)	18.2 ^{+0.8} _{-0.8} 274.27 ^{+0.17} _{-0.18} Queloz et al. (2010)	88.55 ^{+0.15} _{-0.17} — Queloz et al. (2010)
WASP-90b	2457003.152 ^{+0.0004} _{-0.0004} 3.9162624 ^{+1.3e-06} _{-1.3e-06} Kokori et al. (2022)	6430.0 ^{+130.0} _{-130.0} 4.03 ^{+0.03} _{-0.03} West et al. (2016)	0.0843 ^{+0.0012} _{-0.0012} — West et al. (2016)	6.119 ^{+0.013} _{-0.013} — West et al. (2016)	82.1 ^{+0.4} _{-0.4} — West et al. (2016)
WASP-91b	2456297.71978 ^{+0.0002} _{-0.0002} 2.798581 ^{+3e-06} _{-3e-06} Anderson et al. (2017)	4920.0 ^{+80.0} _{-80.0} 4.3 ^{+0.2} _{-0.2} Anderson et al. (2017)	0.1225 ^{+0.0012} _{-0.0012} — Anderson et al. (2017)	9.1 ^{+0.3} _{-0.3} — Anderson et al. (2017)	86.8 ^{+0.4} _{-0.4} — Anderson et al. (2017)
WASP-92b	2457627.3719 ^{+0.0003} _{-0.0003} 2.1746733 ^{+6e-07} _{-6e-07} Kokori et al. (2022)	6280.0 ^{+120.0} _{-120.0} 4.26 ^{+0.03} _{-0.03} Hay et al. (2016)	0.112 ^{+0.0013} _{-0.0013} — Hay et al. (2016)	5.59 ^{+0.22} _{-0.2} — Hay et al. (2016)	83.8 ^{+0.7} _{-0.7} — Hay et al. (2016)
WASP-93b	2457492.286 ^{+0.0003} _{-0.0003}	6700.0 ^{+100.0} _{-100.0}	0.1047 ^{+0.0006} _{-0.0006}	5.94 ^{+0.13} _{-0.13}	81.2 ^{+0.3} _{-0.3}

	$2.7325358^{+7e-07}_{-7e-07}$ Kokori et al. (2022)	$4.2^{+0.02}_{-0.02}$ Hay et al. (2016)	–	–	
WASP-94Ab	$2456416.4022^{+0.0003}_{-0.0003}$ $3.950191^{+4e-06}_{-4e-06}$ Neveu-VanMalle et al. (2014)	$6153.0^{+75.0}_{-76.0}$ $4.18^{+0.01}_{-0.02}$ Neveu-VanMalle et al. (2014)	$0.1094^{+0.0008}_{-0.0008}$	$7.27^{+0.06*}_{-0.06}$	$88.7^{+0.7}_{-0.7}$ Neveu-VanMalle et al. (2014)
WASP-95b	$2456607.17355^{+0.00023}_{-0.00023}$ $2.1846688^{+6e-07}_{-6e-07}$ Kokori et al. (2022)	$5630.0^{+130.0}_{-130.0}$ $4.38^{+0.02}_{-0.04}$ Hellier et al. (2014)	$0.1025^{+0.0015}_{-0.0015}$	$6.4^{+0.22*}_{-0.21}$	$88.4^{+1.2}_{-2.1}$ Hellier et al. (2014)
WASP-96b	$2457128.07797^{+0.00022}_{-0.00022}$ $3.4252565^{+8e-07}_{-8e-07}$ Kokori et al. (2022)	$5540.0^{+140.0}_{-140.0}$ $4.42^{+0.02}_{-0.02}$ Hellier et al. (2014)	$0.1175^{+0.0013}_{-0.0013}$	$9.255^{+0.019}_{-0.019}$	$85.6^{+0.2}_{-0.2}$ Hellier et al. (2014)
WASP-97b	$2457186.454^{+0.00015}_{-0.00015}$ $2.07276^{+3e-07}_{-3e-07}$ Kokori et al. (2022)	$5640.0^{+100.0}_{-100.0}$ $4.43^{+0.03}_{-0.03}$ Hellier et al. (2014)	$0.1091^{+0.0009}_{-0.0009}$	$6.59^{+0.15}_{-0.15}$	$88.0^{+1.3}_{-1.0}$ Hellier et al. (2014)
WASP-98b	$2456840.00365^{+8e-05}_{-8e-05}$ $2.9626415^{+4e-07}_{-4e-07}$ Kokori et al. (2022)	$5525.0^{+130.0}_{-130.0}$ $4.58^{+0.01}_{-0.01}$ Hellier et al. (2014)	$0.1582^{+0.0008}_{-0.0008}$	$10.92^{+0.08}_{-0.08}$	$86.38^{+0.07}_{-0.07}$ Mancini et al. (2016a)
WASP-99b	$2456224.9832^{+0.0014}_{-0.0014}$ $5.75251^{+4e-05}_{-4e-05}$ Hellier et al. (2014)	$6180.0^{+100.0}_{-100.0}$ $4.12^{+0.02}_{-0.04}$ Hellier et al. (2014)	$0.064^{+0.0016}_{-0.0016}$	$8.59^{+0.17}_{-0.17}$	$88.8^{+1.1}_{-1.1}$ Hellier et al. (2014)
XO-1b	$2455385.51978^{+5e-05}_{-5e-05}$ $3.941505^{+1.8e-07}_{-1.8e-07}$ Kokori et al. (2022)	$5750.0^{+75.0}_{-75.0}$ $4.53^{+0.06}_{-0.06}$ Torres et al. (2008)	$0.1326^{+0.0005}_{-0.0005}$	$11.24^{+0.09*}_{-0.09}$	$88.8^{+0.7}_{-0.3}$ Torres et al. (2008)
XO-2Nb	$2456923.17711^{+0.00015}_{-0.00015}$ $2.61585978^{+1.9e-07}_{-1.9e-07}$ Kokori et al. (2022)	$5340.0^{+80.0}_{-80.0}$ $4.48^{+0.05}_{-0.05}$ Torres et al. (2008)	$0.1049^{+0.0006}_{-0.0006}$	$7.93^{+0.1}_{-0.09}$	$88.0^{+0.4}_{-0.3}$ Damasso et al. (2015b)
XO-3b	$2455024.34346^{+0.00013}_{-0.00013}$ $3.191525^{+3e-07}_{-3e-07}$ Kokori et al. (2022)	$6429.0^{+50.0}_{-50.0}$ $3.95^{+0.06}_{-0.06}$ Johns-Krull et al. (2008)	$0.0882^{+0.0004}_{-0.0004}$	$7.05^{+0.08}_{-0.1}$ $347.2^{+1.7}_{-1.6}$	$84.11^{+0.16}_{-0.16}$ Wong et al. (2014)
XO-4b	$2455682.20389^{+0.00023}_{-0.00023}$ $4.1250679^{+6e-07}_{-6e-07}$ Kokori et al. (2022)	$6397.0^{+70.0}_{-70.0}$ $4.18^{+0.07}_{-0.07}$ McCullough et al. (2008)	$0.0881^{+0.0007}_{-0.0007}$	$7.68^{+0.11}_{-0.11}$	$88.8^{+0.6}_{-0.6}$ Narita et al. (2010)
XO-5b	$2455469.7912^{+0.0003}_{-0.0003}$ $4.1877562^{+6e-07}_{-6e-07}$ Kokori et al. (2022)	$5510.0^{+44.0}_{-44.0}$ $4.52^{+0.06}_{-0.06}$ Burke et al. (2008)	$0.1039^{+0.0007}_{-0.0007}$	$9.85^{+0.03}_{-0.03}$	$86.8^{+0.2}_{-0.2}$ Smith (2015)
XO-6b	$2458843.93943^{+0.00012}_{-0.00012}$ $3.7649939^{+1.3e-06}_{-1.3e-06}$ Kokori et al. (2022)	$6720.0^{+100.0}_{-100.0}$ $4.04^{+0.1}_{-0.1}$ Crouzet et al. (2017)	$0.11^{+0.006}_{-0.006}$	$9.08^{+0.17}_{-0.17}$	$86.0^{+0.2}_{-0.2}$ Crouzet et al. (2017)
XO-7b	$2457917.47503^{+0.00045}_{-0.00045}$ $2.8641424^{+4.3e-06}_{-4.3e-06}$ Crouzet et al. (2020)	$6250.0^{+100.0}_{-100.0}$ $4.25^{+0.02}_{-0.02}$ Crouzet et al. (2020)	$0.09532^{+0.00093}_{-0.00093}$	$6.43^{+0.14}_{-0.14}$	$83.45^{+0.29}_{-0.29}$ Crouzet et al. (2020)
piMenc	$2458325.5031^{+0.0008}_{-0.0008}$ $6.26834^{+0.00024}_{-0.00024}$ Gandolfi et al. (2018)	$5870.0^{+50.0}_{-50.0}$ $4.36^{+0.02}_{-0.02}$ Gandolfi et al. (2018)	$0.01721^{+0.00024}_{-0.00024}$	$13.1^{+0.18}_{-0.18}$	$87.31^{+0.11}_{-0.11}$ Gandolfi et al. (2018)

Table 7. Updated ephemerides and data sources.

Planet	T_0 (BJD _{TDB}) P (days)	References for Literature data used
55Cnce	$2459370.807543 \pm 0.000093$ $0.73654625 \pm 0.00000015$	Winn et al. (2011a)
CoRoT-11b	$2456019.96220 \pm 0.00037$ $2.99427803 \pm 0.00000049$	Gandolfi et al. (2010)
CoRoT-19b	$2455701.71540 \pm 0.00048$ 3.8971379 ± 0.0000016	Guenther et al. (2012)
CoRoT-2b	$2457683.44158 \pm 0.00016$ $1.74299705 \pm 0.00000015$	Alonso et al. (2008b), Öztürk & Erdem (2019)
EPIC211945201b	$2458094.44793 \pm 0.00024$ 19.4921498 ± 0.0000077	
EPIC246851721b	$2458439.87506 \pm 0.00025$ 6.1802679 ± 0.0000020	
G9-40b	$2458319.65105 \pm 0.00013$ 5.7459996 ± 0.0000020	Stefansson et al. (2020)
GJ1132b	$2458031.60114 \pm 0.00011$ 1.6289304 ± 0.0000013	Berta-Thompson et al. (2015), Mugnai et al. (2021)
GJ1214b	$2455886.320526 \pm 0.000023$ $1.580404571 \pm 0.000000042$	Berta et al. (2011), Harpsøe et al. (2013), Fraine et al. (2013), Cáceres et al. (2014), Mallonn et al. (2019a)
GJ1252b	$2458876.94510 \pm 0.00086$ 0.5182464 ± 0.0000023	
GJ3470b	$2456974.689880 \pm 0.000059$ $3.33665240 \pm 0.00000014$	Fukui et al. (2013), Dragomir et al. (2015)
GJ357b	$2458824.58800 \pm 0.00091$ 3.930623 ± 0.000010	
GJ436b	$2455290.751684 \pm 0.000052$ $2.643897621 \pm 0.000000096$	Gillon et al. (2007a), Gillon et al. (2007b), Alonso et al. (2008a), Bean & Seifahrt (2008), Ribas et al. (2008), Cáceres et al. (2009), Shporer et al. (2009a), Beaulieu et al. (2011), Knutson et al. (2014a), Turner et al. (2016a), Wang et al. (2021)
GJ9827b	$2457831.91720 \pm 0.00026$ 1.2089749 ± 0.0000010	Niraula et al. (2017)
GJ9827c	$2457851.64378 \pm 0.00075$ 3.6481145 ± 0.0000096	
HAT-P-11b	$2455798.515261 \pm 0.000023$ $4.88780201 \pm 0.00000017$	Bakos et al. (2010), Sada et al. (2012), Tsiaras et al. (2018), Murgas et al. (2019)
HAT-P-12b	$2456851.481119 \pm 0.000060$ $3.21305762 \pm 0.00000015$	Hartman et al. (2009), Lee et al. (2012), Sada et al. (2012), Line et al. (2013), Mallonn et al. (2015a), Hinse et al. (2015), Sada & Ramón-Fox (2016), Turner et al. (2017), Mancini et al. (2018), Alexoudi et al. (2018), Öztürk & Erdem (2019), Yan et al. (2020), Wang et al. (2021), Sariya et al. (2021)
HAT-P-13b	$2455631.47279 \pm 0.00019$ $2.91624268 \pm 0.00000047$	Bakos et al. (2009), Nascimbeni et al. (2011b), Fulton et al. (2011), Pál et al. (2011), Southworth et al. (2012a), Turner et al. (2016a), Sada & Ramón-Fox (2016)
HAT-P-14b	$2457304.81275 \pm 0.00015$ $4.62766098 \pm 0.00000034$	Torres et al. (2010), Nascimbeni et al. (2011a)
HAT-P-15b	$2456159.44417 \pm 0.00017$ $10.86345165 \pm 0.00000089$	Kovács et al. (2010)
HAT-P-16b	$2457237.26396 \pm 0.00013$ $2.77596748 \pm 0.00000021$	Buchhave et al. (2010), Ciceri et al. (2013), Pearson et al. (2014), Turner et al. (2016a), Sada & Ramón-Fox (2016), Wang et al. (2021)
HAT-P-17b	$2456703.460703 \pm 0.000050$ $10.33853522 \pm 0.00000070$	Howard et al. (2012), Tsiaras et al. (2018)

HAT-P-18b	2457408.449133 ± 0.000081 5.50802941 ± 0.00000053	Hartman et al. (2011a), Seeliger et al. (2015), Kirk et al. (2017), Wang et al. (2021)
HAT-P-19b	2456927.55807 ± 0.00011 4.00878423 ± 0.00000044	Hartman et al. (2011a), Mallonn et al. (2015b), Seeliger et al. (2015), Baştürk et al. (2020), Wang et al. (2021)
HAT-P-1b	2456476.03405 ± 0.00019 4.46529913 ± 0.00000037	Winn et al. (2007b), Johnson et al. (2008), Turner et al. (2016a)
HAT-P-20b	2457959.120430 ± 0.000056 2.87531773 ± 0.00000011	Bakos et al. (2011), Granata et al. (2014), Esposito et al. (2017), Sun et al. (2017), Wang et al. (2021)
HAT-P-21b	2458159.89639 ± 0.00027 4.12448852 ± 0.00000069	Bakos et al. (2011)
HAT-P-22b	2458261.305980 ± 0.000069 3.21223218 ± 0.00000019	Bakos et al. (2011), Hinse et al. (2015), Turner et al. (2016a), Wang et al. (2021)
HAT-P-23b	2457742.573790 ± 0.000072 1.212886397 ± 0.000000074	Bakos et al. (2011), Sada & Ramón-Fox (2016), Maciejewski et al. (2018), Patra et al. (2020), Salisbury et al. (2021)
HAT-P-24b	2458011.89580 ± 0.00014 3.35524439 ± 0.00000026	Kipping et al. (2010), Wang et al. (2013), Kjurkchieva et al. (2016), Wang et al. (2021)
HAT-P-25b	2457759.39314 ± 0.00015 3.65281524 ± 0.00000037	Quinn et al. (2012), Wang et al. (2018b), Mallonn et al. (2019b)
HAT-P-26b	2456901.059458 ± 0.000094 4.23450020 ± 0.00000064	Hartman et al. (2011b), Stevenson et al. (2016), Wakeford et al. (2017), Tsiaras et al. (2018), von Essen et al. (2019)
HAT-P-27b	2457128.31066 ± 0.00013 3.03957804 ± 0.00000024	Béky et al. (2011), Anderson et al. (2011b), Sada et al. (2012), Seeliger et al. (2015), Wang et al. (2021)
HAT-P-28b	2458134.11472 ± 0.00030 3.25721296 ± 0.00000080	Buchhave et al. (2011)
HAT-P-29b	2457652.90414 ± 0.00048 5.7233685 ± 0.00000022	Buchhave et al. (2011), Wang et al. (2018a)
HAT-P-2b	2458657.66292 ± 0.00011 5.63346785 ± 0.00000061	Bakos et al. (2007a), Lewis et al. (2013)
HAT-P-30b	2457825.80333 ± 0.00011 2.81060097 ± 0.00000021	Enoch et al. (2011b), Johnson et al. (2011), Maciejewski et al. (2016b), Saha et al. (2021), Wang et al. (2021)
HAT-P-31b	2458940.75332 ± 0.00034 5.0052702 ± 0.00000031	Kipping et al. (2011), Mallonn et al. (2019b)
HAT-P-32b	2456265.154123 ± 0.000044 2.150008197 ± 0.000000089	Hartman et al. (2011c), Gibson et al. (2013b), Zhao et al. (2014), Seeliger et al. (2014), Mallonn & Strassmeier (2016), Tregloan-Reed et al. (2018), Wang et al. (2019b)
HAT-P-33b	2458078.129918 ± 0.000088 3.47447703 ± 0.00000018	Hartman et al. (2011c), Wang et al. (2017)
HAT-P-34b	2458708.63767 ± 0.00018 5.45264682 ± 0.00000092	Bakos et al. (2012)
HAT-P-35b	2457620.79024 ± 0.00037 3.64665840 ± 0.00000090	Bakos et al. (2012)
HAT-P-36b	2457885.383994 ± 0.000094 1.327346813 ± 0.000000097	Bakos et al. (2012), Wang et al. (2019b)
HAT-P-37b	2457938.84392 ± 0.00016 2.79744256 ± 0.00000041	Bakos et al. (2012), Maciejewski et al. (2016b), Turner et al. (2017), Wang et al. (2021)
HAT-P-38b	2457570.76143 ± 0.00011 4.64032787 ± 0.00000088	Sato et al. (2012), Bruno et al. (2018a), Mallonn et al. (2019b)
HAT-P-39b	2458089.92057 ± 0.00019 3.54387370 ± 0.00000034	Hartman et al. (2012)
HAT-P-3b	2456843.022438 ± 0.000081 2.89973815 ± 0.00000013	Torres et al. (2007), Gibson et al. (2010), Nascimbeni et al. (2011a), Chan et al. (2011), Sada et al. (2012), Mancini et al. (2018), Wang et al. (2021)
HAT-P-40b	2456651.13368 ± 0.00042 4.4572184 ± 0.00000012	Hartman et al. (2012)

HAT-P-41b	2458071.24389 \pm 0.00015 2.69404968 \pm 0.00000096	Hartman et al. (2012) , Wakeford et al. (2020)
HAT-P-42b	2458941.87092 \pm 0.00020 4.64183885 \pm 0.00000087	Boisse et al. (2013)
HAT-P-43b	2458223.60220 \pm 0.00011 3.33268054 \pm 0.00000040	Boisse et al. (2013) , Wang et al. (2021)
HAT-P-44b	2457679.78645 \pm 0.00028 4.30119043 \pm 0.00000082	Hartman et al. (2014)
HAT-P-45b	2458082.99115 \pm 0.00035 3.12899506 \pm 0.00000059	Hartman et al. (2014)
HAT-P-46b	2456736.78473 \pm 0.00028 4.46313574 \pm 0.00000086	Hartman et al. (2014)
HAT-P-49b	2459013.12497 \pm 0.00020 2.69155536 \pm 0.00000054	Bieryla et al. (2014)
HAT-P-4b	2455584.57238 \pm 0.00018 3.05652301 \pm 0.00000029	Kovács et al. (2007) , Winn et al. (2011b) , Christiansen et al. (2011) , Wang et al. (2021)
HAT-P-50b	2458402.63014 \pm 0.00022 3.12200511 \pm 0.00000050	Hartman et al. (2015a)
HAT-P-51b	2458345.31404 \pm 0.00019 4.21802122 \pm 0.00000065	Hartman et al. (2015a)
HAT-P-52b	2458233.96601 \pm 0.00020 2.75359760 \pm 0.00000036	Hartman et al. (2015a) , Wang et al. (2021)
HAT-P-53b	2457898.96242 \pm 0.00039 1.96162371 \pm 0.00000052	Hartman et al. (2015a) , Wang et al. (2021)
HAT-P-54b	2458624.814979 \pm 0.000098 3.79985297 \pm 0.00000038	Bakos et al. (2015a) , Saha et al. (2021) , Wang et al. (2021)
HAT-P-55b	2458279.65563 \pm 0.00020 3.58523207 \pm 0.00000072	Juncher et al. (2015)
HAT-P-56b	2458459.75023 \pm 0.00016 2.79082500 \pm 0.00000037	Huang et al. (2015b) , Wang et al. (2021)
HAT-P-57b	2457598.49926 \pm 0.00037 2.46529488 \pm 0.00000046	Hartman et al. (2015b)
HAT-P-59b	2458900.19541 \pm 0.00013 4.1419776 \pm 0.00000020	Bakos et al. (2021)
HAT-P-5b	2457155.73168 \pm 0.00011 2.78847323 \pm 0.00000015	Bakos et al. (2007b) , Southworth et al. (2012b) , Turner et al. (2017) , Wang et al. (2021)
HAT-P-62b	2457332.66095 \pm 0.00024 2.64532306 \pm 0.00000095	Bakos et al. (2021)
HAT-P-65b	2458280.04462 \pm 0.00018 2.60544724 \pm 0.00000050	Hartman et al. (2016) , Chen et al. (2021)
HAT-P-66b	2458248.50549 \pm 0.00033 2.9720890 \pm 0.00000011	Hartman et al. (2016)
HAT-P-67b	2458770.48632 \pm 0.00031 4.8101042 \pm 0.00000018	Zhou et al. (2017)
HAT-P-68b	2458140.34562 \pm 0.00011 2.29840555 \pm 0.00000018	Lindor et al. (2021)
HAT-P-69b	2459170.75396 \pm 0.00016 4.7869883 \pm 0.00000033	Zhou et al. (2019a)
HAT-P-6b	2456100.88331 \pm 0.00020 3.85299668 \pm 0.00000036	Noyes et al. (2008) , Todorov et al. (2012)
HAT-P-70b	2459089.978883 \pm 0.000089 2.74431939 \pm 0.00000098	Zhou et al. (2019a)

HAT-P-7b	2455739.244382 \pm 0.000013 2.204736003 \pm 0.00000049	Pál et al. (2008) , Christiansen et al. (2010) , Wong et al. (2016)
HAT-P-8b	2456052.75596 \pm 0.00024 3.07634347 \pm 0.00000058	Latham et al. (2009) , Mancini et al. (2013b) , Wang et al. (2021)
HAT-P-9b	2456489.15311 \pm 0.00019 3.92281131 \pm 0.00000039	Shporer et al. (2009b) , Dittmann et al. (2012) , Wang et al. (2019b)
HATS-10b	2456706.34481 \pm 0.00030 3.3128281 \pm 0.0000013	Brahm et al. (2015)
HATS-11b	2457338.608479 \pm 0.000067 3.6191546 \pm 0.0000010	Rabus et al. (2016)
HATS-13b	2457375.29601 \pm 0.00019 3.04405362 \pm 0.00000047	Mancini et al. (2015a)
HATS-17b	2458390.77872 \pm 0.00067 16.254688 \pm 0.000011	Brahm et al. (2016a)
HATS-1b	2458711.86936 \pm 0.00019 3.44645630 \pm 0.00000076	Penev et al. (2013)
HATS-22b	2458278.17664 \pm 0.00017 4.72281727 \pm 0.00000081	Bento et al. (2017)
HATS-23b	2457580.57342 \pm 0.00041 2.1605107 \pm 0.0000012	Bento et al. (2017)
HATS-24b	2458912.88473 \pm 0.00013 1.34849689 \pm 0.00000027	Bento et al. (2017)
HATS-25b	2458426.47971 \pm 0.00021 4.29864716 \pm 0.00000081	Espinoza et al. (2016)
HATS-26b	2458422.85080 \pm 0.00057 3.3023928 \pm 0.0000023	Espinoza et al. (2016)
HATS-27b	2458309.16373 \pm 0.00039 4.6370496 \pm 0.0000021	Espinoza et al. (2016)
HATS-29b	2457925.49744 \pm 0.00037 4.6058787 \pm 0.0000017	Espinoza et al. (2016)
HATS-2b	2457108.30842 \pm 0.00010 1.354133683 \pm 0.000000086	Mohler-Fischer et al. (2013)
HATS-30b	2458378.82983 \pm 0.00016 3.17435131 \pm 0.00000059	Espinoza et al. (2016)
HATS-31b	2458193.0945 \pm 0.0010 3.3779344 \pm 0.0000028	de Val-Borro et al. (2016)
HATS-33b	2458840.28135 \pm 0.00017 2.54956317 \pm 0.00000082	de Val-Borro et al. (2016)
HATS-34b	2458241.85896 \pm 0.00034 2.10616098 \pm 0.00000082	de Val-Borro et al. (2016)
HATS-35b	2458604.31463 \pm 0.00016 1.82100088 \pm 0.00000028	de Val-Borro et al. (2016)
HATS-39b	2457704.38304 \pm 0.00039 4.5776335 \pm 0.0000023	Bento et al. (2018)
HATS-3b	2456599.44946 \pm 0.00013 3.54785091 \pm 0.00000050	Addison et al. (2014)
HATS-40b	2457217.29095 \pm 0.00040 3.2642813 \pm 0.0000018	Bento et al. (2018)
HATS-41b	2458754.16506 \pm 0.00042 4.1936623 \pm 0.0000015	Bento et al. (2018)
HATS-42b	2458290.56434 \pm 0.00033 2.29210275 \pm 0.00000064	Bento et al. (2018)

HATS-43b	2458338.30607 ± 0.00014 4.3888492 ± 0.0000010	Brahm et al. (2018a)
HATS-45b	2457983.29452 ± 0.00050 4.1876194 ± 0.0000019	Brahm et al. (2018a)
HATS-46b	2458320.41791 ± 0.00034 4.7423693 ± 0.0000020	Brahm et al. (2018a)
HATS-48Ab	2457955.49543 ± 0.00017 3.13166726 ± 0.00000057	Hartman et al. (2020)
HATS-4b	2458219.36583 ± 0.00023 2.51672679 ± 0.00000042	Jordán et al. (2014)
HATS-51b	2458816.90482 ± 0.00022 3.34886782 ± 0.00000082	Henning et al. (2018)
HATS-52b	2458731.65067 ± 0.00020 1.36665617 ± 0.00000028	Henning et al. (2018)
HATS-53b	2458281.13120 ± 0.00023 3.85377818 ± 0.00000088	Henning et al. (2018)
HATS-56b	2458890.81912 ± 0.00032 4.3247662 ± 0.0000019	Espinoza et al. (2019b)
HATS-57b	2458697.58795 ± 0.00019 2.35061721 ± 0.00000062	Espinoza et al. (2019b)
HATS-58Ab	2459036.64202 ± 0.00046 4.2180733 ± 0.0000031	Espinoza et al. (2019b)
HATS-5b	2456726.31351 ± 0.00013 4.76338959 ± 0.00000064	Zhou et al. (2014)
HATS-60b	2458824.02814 ± 0.00065 3.5608104 ± 0.0000037	Hartman et al. (2019)
HATS-64b	2458265.6222 ± 0.0011 4.9088963 ± 0.0000072	Hartman et al. (2019)
HATS-65b	2458669.87103 ± 0.00018 3.10515933 ± 0.00000062	Hartman et al. (2019)
HATS-67b	2457796.8820709 ± 0.0000049 1.60918324 ± 0.00000051	Hartman et al. (2019)
HATS-68b	2458798.27670 ± 0.00047 3.5862211 ± 0.0000024	Hartman et al. (2019)
HATS-6b	2457112.60363 ± 0.00011 3.32526424 ± 0.00000037	Hartman et al. (2015c)
HATS-70b	2458309.17297 ± 0.00047 1.88823968 ± 0.00000076	Zhou et al. (2019b)
HATS-72b	2458124.287570 ± 0.000045 7.3279496 ± 0.0000014	Hartman et al. (2020)
HATS-7b	2457340.55196 ± 0.00035 3.1853109 ± 0.0000010	Bakos et al. (2015b)
HD106315c	2458432.34123 ± 0.00056 21.056614 ± 0.000054	Lendl et al. (2017b) , Guilluy et al. (2021)
HD108236b	2459027.674 ± 0.015 3.79666 ± 0.00017	Bonfanti et al. (2021)
HD108236c	2458907.39059 ± 0.00083 6.203688 ± 0.000015	Bonfanti et al. (2021)
HD108236d	2458939.90934 ± 0.00077 14.175876 ± 0.000030	Bonfanti et al. (2021)
HD108236e	2458978.37245 ± 0.00091 19.590186 ± 0.000050	Bonfanti et al. (2021)

HD110113b	2459103.603217 ± 0.000022 2.54047309 ± 0.00000019	
HD149026b	2457217.64141 ± 0.00011 2.87588850 ± 0.00000014	Charbonneau et al. (2006) , Winn et al. (2008a) , Nutzman et al. (2009) , Carter et al. (2009) , Knutson et al. (2009) , Stevenson et al. (2012)
HD17156b	2455499.305815 ± 0.000082 21.2164387 ± 0.0000011	Gillon et al. (2008) , Irwin et al. (2008) , Narita et al. (2008) , Barbieri et al. (2009) , Winn et al. (2009b) , Nutzman et al. (2011)
HD189733b	2456194.067619 ± 0.000034 2.218574944 ± 0.000000030	Agol et al. (2010) , Hrudková et al. (2010) , Knutson et al. (2012)
HD191939b	2458910.72284 ± 0.00024 8.880318 ± 0.000012	
HD191939c	2458868.95493 ± 0.00090 28.57968 ± 0.00016	
HD202772Ab	2458705.89569 ± 0.00016 3.3088753 ± 0.0000014	
HD209458b	2455420.84456 ± 0.00016 3.52474955 ± 0.00000032	Miller-Ricci et al. (2008) , Deming et al. (2013)
HD219134b	2458694.81665 ± 0.00026 3.0929338 ± 0.0000017	Gillon et al. (2017)
HD219666b	2458600.75321 ± 0.00081 6.034468 ± 0.000014	
HD2685b	2458726.093504 ± 0.000089 4.1269052 ± 0.0000010	
HD332231b	2459178.77035 ± 0.00012 18.7120712 ± 0.0000067	
HD5278b	2458695.03676 ± 0.00069 14.339169 ± 0.000036	
HD63433b	2459342.92881 ± 0.00047 7.107939 ± 0.000011	
HD63433c	2459296.02303 ± 0.00013 20.5438060 ± 0.0000083	
HD86226c	2458698.65590 ± 0.00065 3.9846654 ± 0.0000092	
HD89345b	2459118.8724 ± 0.0012 11.814417 ± 0.000019	
HD97658b	2457339.205224 ± 0.000098 9.4893037 ± 0.0000016	Dragomir et al. (2013) , Van Grootel et al. (2014) , Guo et al. (2020) , Maxted et al. (2021)
HIP65Ab	2458658.653779 ± 0.000042 0.98097217 ± 0.00000012	
K2-107b	2457334.349840 ± 0.000097 3.3139151 ± 0.0000029	
K2-113b	2457893.20124 ± 0.00042 5.8176015 ± 0.0000028	
K2-115b	2457522.07056 ± 0.00026 20.2729861 ± 0.0000070	
K2-116b	2457422.1782 ± 0.0040 4.654879 ± 0.000022	
K2-121b	2458092.553641 ± 0.000087 5.18575320 ± 0.00000083	
K2-132b	2458434.0306 ± 0.0049 9.172616 ± 0.000051	Grunblatt et al. (2017)
K2-136c	2457864.63890 ± 0.00075 17.307013 ± 0.000092	

K2-140b	2457732.80773 ± 0.00010 6.5692045 ± 0.0000015	
K2-155c	2457994.66467 ± 0.00056 13.853487 ± 0.000016	
K2-198b	2457784.02605 ± 0.00028 17.042849 ± 0.000010	
K2-198d	2457824.48087 ± 0.00030 7.4500372 ± 0.0000047	
K2-199c	2457687.52395 ± 0.00064 7.3744828 ± 0.0000093	
K2-19b	2456932.1950 ± 0.0011 7.920978 ± 0.000019	Narita et al. (2015) , Petigura et al. (2020)
K2-232b	2458160.403851 ± 0.000039 11.16844233 ± 0.00000066	Brahm et al. (2018b)
K2-233d	2458151.77395 ± 0.00034 24.365430 ± 0.000021	
K2-237b	2457942.11408 ± 0.00012 2.18053435 ± 0.00000046	Edwards et al. (2021a)
K2-238b	2457984.06074 ± 0.00023 3.2046909 ± 0.0000022	
K2-25b	2457651.471616 ± 0.000062 3.48456248 ± 0.00000064	Kain et al. (2020)
K2-260b	2458109.67429 ± 0.00018 2.62669768 ± 0.00000080	
K2-261b	2458325.64553 ± 0.00040 11.6334758 ± 0.0000080	
K2-266d	2458488.6672 ± 0.0027 14.698200 ± 0.000048	
K2-284b	2458146.80246 ± 0.00062 4.7948599 ± 0.0000050	
K2-295b	2457624.83244 ± 0.00012 4.02488968 ± 0.00000077	
K2-29b	2458560.23617 ± 0.00013 3.25883406 ± 0.00000039	
K2-30b	2457526.93509 ± 0.00014 4.09847804 ± 0.00000069	
K2-31b	2456952.717941 ± 0.000091 1.25784887 ± 0.00000078	Grziwa et al. (2016)
K2-333b	2458525.4295 ± 0.0012 14.759859 ± 0.000030	
K2-334b	2458209.31601 ± 0.00031 5.1138428 ± 0.0000051	
K2-34b	2457851.317006 ± 0.000052 2.99563536 ± 0.00000025	
K2-55b	2457063.20281 ± 0.00024 2.8492816 ± 0.0000018	
KELT-10b	2457612.49947 ± 0.00041 4.1662541 ± 0.0000016	Kuhn et al. (2016)
KELT-11b	2458255.43247 ± 0.00013 4.7362006 ± 0.0000034	Pepper et al. (2017) , Beatty et al. (2017b) , Changeat et al. (2020)
KELT-12b	2459020.83914 ± 0.00021 5.0316328 ± 0.0000019	Stevens et al. (2017)

KELT-14b	2458654.016813 \pm 0.000070 1.71005328 \pm 0.00000014	Rodriguez et al. (2016), Turner et al. (2016b)
KELT-15b	2458973.57814 \pm 0.00012 3.3294660 \pm 0.0000012	Edwards et al. (2021a)
KELT-16b	2458392.597691 \pm 0.000078 0.968992962 \pm 0.000000097	Oberst et al. (2017), Maciejewski et al. (2018), Patra et al. (2020), Bell et al. (2021)
KELT-17b	2459440.791304 \pm 0.000078 3.08017985 \pm 0.00000051	Zhou et al. (2016)
KELT-18b	2458676.84596 \pm 0.00024 2.8716995 \pm 0.0000012	McLeod et al. (2017)
KELT-19Ab	2458171.31415 \pm 0.00027 4.6117361 \pm 0.0000023	Sivervd et al. (2018)
KELT-1b	2457727.01162 \pm 0.00013 1.21749415 \pm 0.00000012	Sivervd et al. (2012), Beatty et al. (2014), Beatty et al. (2017a), Maciejewski et al. (2018), Beatty et al. (2020)
KELT-20b	2459288.807775 \pm 0.000021 3.47410042 \pm 0.00000022	Lund et al. (2017), Casasayas-Barris et al. (2019)
KELT-21b	2458881.93965 \pm 0.00023 3.61276958 \pm 0.00000095	Johnson et al. (2018b)
KELT-23Ab	2458918.461247 \pm 0.000021 2.25528745 \pm 0.00000018	
KELT-24b	2459062.317991 \pm 0.000051 5.55149344 \pm 0.00000092	Rodriguez et al. (2019a)
KELT-2Ab	2459467.198989 \pm 0.000080 4.11377556 \pm 0.00000083	Beatty et al. (2012)
KELT-3b	2458543.04054 \pm 0.00018 2.70338919 \pm 0.00000048	Pepper et al. (2013), Wang et al. (2021)
KELT-4Ab	2456617.81302 \pm 0.00031 2.98958682 \pm 0.00000099	Eastman et al. (2016)
KELT-6b	2457218.65874 \pm 0.00034 7.8456043 \pm 0.0000022	Collins et al. (2014)
KELT-7b	2459109.138447 \pm 0.000051 2.73476560 \pm 0.00000020	Bieryla et al. (2015), Garhart et al. (2020), Pluriel et al. (2020)
KELT-8b	2457986.46737 \pm 0.00026 3.24408156 \pm 0.00000100	Fulton et al. (2015), Mallonn et al. (2019b)
KELT-9b	2458955.970923 \pm 0.000050 1.48111874 \pm 0.00000014	Gaudi et al. (2017), Mansfield et al. (2020)
KOI-12b	2455711.66072 \pm 0.00011 17.8552276 \pm 0.0000045	
KOI-13b	2455777.1613310 \pm 0.0000071 1.763587619 \pm 0.000000028	
KOI-94c	2455679.81939 \pm 0.00051 10.423671 \pm 0.000012	
KOI-94d	2455703.05975 \pm 0.00013 22.3429720 \pm 0.0000059	
KOI-94e	2455809.0400 \pm 0.0015 54.32002 \pm 0.00016	
KPS-1b	2458888.78720 \pm 0.00020 1.70632513 \pm 0.00000089	Burdanov et al. (2018)
Kepler-105b	2455669.72916 \pm 0.00029 5.4122030 \pm 0.0000037	
Kepler-12b	2455669.703585 \pm 0.000023 4.43796263 \pm 0.00000022	

Kepler-18d	2455704.09996 ± 0.00025 14.8589223 ± 0.0000091	
Kepler-396c	2455546.7461 ± 0.0062 88.5127 ± 0.0013	
Kepler-41b	2455664.159537 ± 0.000018 1.855557555 ± 0.000000078	
Kepler-422b	2455641.565849 ± 0.000026 7.89144912 ± 0.00000049	
Kepler-435b	2455724.455024 ± 0.000079 8.6001545 ± 0.0000017	
Kepler-447b	2455702.924679 ± 0.000034 7.79430304 ± 0.00000054	
Kepler-5b	2455693.982258 ± 0.000024 3.54846566 ± 0.00000019	
Kepler-6b	2455643.477519 ± 0.000015 3.23469930 ± 0.00000011	
Kepler-76b	2455654.042121 ± 0.000019 1.544928884 ± 0.000000066	
Kepler-7b	2455700.100198 ± 0.000024 4.88548837 ± 0.00000027	
Kepler-854b	2455668.279705 ± 0.000022 2.14463318 ± 0.00000011	
L98-59b	2458828.05812 ± 0.00024 2.2531154 ± 0.0000017	
L98-59c	2458902.42094 ± 0.00014 3.6906716 ± 0.0000015	
L98-59d	2458847.03715 ± 0.00025 7.4507370 ± 0.0000054	
LHS1140b	2458103.084207 ± 0.000043 24.737210 ± 0.000017	Dittmann et al. (2017) , Edwards et al. (2021b)
LHS1140c	2458226.843969 ± 0.000018 3.7779329 ± 0.0000028	Ment et al. (2019)
LHS3844b	2458828.93037 ± 0.00025 0.46292964 ± 0.00000033	
LP714-47b	2458774.70336 ± 0.00024 4.0520345 ± 0.0000026	
LP791-18c	2458905.78256 ± 0.00020 4.9899054 ± 0.0000026	
LTT1445Ab	2458905.71556 ± 0.00071 5.358777 ± 0.000011	
LTT3780c	2458608.11003 ± 0.00045 12.252208 ± 0.000027	
LTT9779b	2458724.90098 ± 0.00013 0.79206425 ± 0.00000028	
MASCARA-4b	2459321.975440 ± 0.000063 2.8240759 ± 0.0000053	Dorval et al. (2020)
NGTS-1b	2458586.32972 ± 0.00040 2.6473068 ± 0.0000017	Bayliss et al. (2018b)
NGTS-2b	2459238.77448 ± 0.00025 4.5111230 ± 0.0000037	Raynard et al. (2018)
NGTS-6b	2458712.72373 ± 0.00024 0.88205850 ± 0.00000033	Vines et al. (2019)

Qatar-10b	2459108.413073 \pm 0.000092 1.64532652 \pm 0.00000050	Alsubai et al. (2019a)
Qatar-1b	2457475.204489 \pm 0.000038 1.420024443 \pm 0.000000049	Alsubai et al. (2011) , Covino et al. (2013) , von Essen et al. (2013) , Maciejewski et al. (2015) , Collins et al. (2017) , Püsküllü et al. (2017) , Su et al. (2021)
Qatar-2b	2457008.182780 \pm 0.000032 1.337116562 \pm 0.000000059	Mancini et al. (2014a)
Qatar-3b	2457367.65840 \pm 0.00010 2.50789979 \pm 0.00000075	Alsubai et al. (2017)
Qatar-4b	2458919.58363 \pm 0.00015 1.80536403 \pm 0.00000054	Alsubai et al. (2017) , Mallon et al. (2019b) , Wang et al. (2021)
Qatar-5b	2457593.01599 \pm 0.00014 2.87929997 \pm 0.00000070	Alsubai et al. (2017) , Mallon et al. (2019b)
Qatar-7b	2458303.419733 \pm 0.000093 2.03202332 \pm 0.00000033	Alsubai et al. (2019b)
Qatar-8b	2459362.37977 \pm 0.00020 3.7146458 \pm 0.0000029	Alsubai et al. (2019a)
Qatar-9b	2459275.48370 \pm 0.00012 1.54077512 \pm 0.00000045	Alsubai et al. (2019a)
TIC257060897b	2458979.84075 \pm 0.00021 3.6600330 \pm 0.0000022	Montalto et al. (2022)
TOI-1130b	2458866.6752 \pm 0.0013 4.077039 \pm 0.000026	Huang et al. (2020)
TOI-1130c	2458841.60130 \pm 0.00013 8.3498494 \pm 0.0000060	Huang et al. (2020)
TOI-1201b	2458822.84776 \pm 0.00037 2.4919726 \pm 0.0000024	
TOI-1259Ab	2458996.240605 \pm 0.000039 3.47797910 \pm 0.00000056	
TOI-125b	2458578.6394 \pm 0.0015 4.651853 \pm 0.000019	
TOI-125c	2458673.1649 \pm 0.0018 9.154545 \pm 0.000047	
TOI-1266c	2459122.3981 \pm 0.0020 18.80171 \pm 0.00012	Demory et al. (2020)
TOI-1296b	2459092.47460 \pm 0.00020 3.9443728 \pm 0.0000040	
TOI-1298b	2459101.99705 \pm 0.00027 4.5371453 \pm 0.0000058	
TOI-1478b	2459045.65659 \pm 0.00017 10.1803074 \pm 0.0000056	Rodriguez et al. (2021)
TOI-150.01	2459029.17050 \pm 0.00016 5.8574204 \pm 0.0000033	
TOI-1518b	2458806.075406 \pm 0.000096 1.9026144 \pm 0.0000016	Cabot et al. (2021)
TOI-157b	2459087.404531 \pm 0.000069 2.08453882 \pm 0.00000053	
TOI-163b	2459060.866509 \pm 0.000096 4.2311144 \pm 0.0000015	
TOI-169b	2458943.17851 \pm 0.00038 2.2554454 \pm 0.0000044	
TOI-1728b	2459087.67385 \pm 0.00032 3.4914050 \pm 0.0000035	

TOI-172b	2459085.0724 ± 0.0010 9.476936 ± 0.000026	Rodriguez et al. (2019b)
TOI-1789b	2459383.83993 ± 0.00028 3.2087183 ± 0.0000033	Khandelwal et al. (2022)
TOI-201b	2459011.79063 ± 0.00012 52.978197 ± 0.000017	
TOI-2076b	2458805.85425 ± 0.00029 10.355489 ± 0.000032	
TOI-216.01	2458848.970 ± 0.022 34.5073 ± 0.0042	
TOI-216.02	2458892.985 ± 0.064 17.203 ± 0.013	
TOI-257b	2458808.67779 ± 0.00051 18.387686 ± 0.000028	
TOI-269b	2458747.91977 ± 0.00036 3.6977155 ± 0.0000037	
TOI-270b	2458891.1154 ± 0.0013 3.360156 ± 0.000012	
TOI-270c	2458734.79487 ± 0.00029 5.6605746 ± 0.0000046	
TOI-270d	2458776.58464 ± 0.00037 11.379568 ± 0.000012	
TOI-421c	2458681.14621 ± 0.00059 16.067531 ± 0.000028	
TOI-431b	2458596.6668 ± 0.0013 0.4900520 ± 0.0000022	
TOI-431d	2458764.61739 ± 0.00013 12.4610213 ± 0.0000043	
TOI-451c	2459000.1144 ± 0.0020 9.192402 ± 0.000064	
TOI-451d	2458727.56733 ± 0.00089 16.364909 ± 0.000043	
TOI-481b	2458924.88754 ± 0.00013 10.3311565 ± 0.0000039	
TOI-530b	2459128.12298 ± 0.00047 6.3875892 ± 0.0000074	
TOI-561c	2459055.2229 ± 0.0012 10.778829 ± 0.000025	
TOI-564b	2458950.80383 ± 0.00032 1.6511442 ± 0.0000015	
TOI-640b	2459150.26184 ± 0.00027 5.0037904 ± 0.0000058	Rodriguez et al. (2021)
TOI-674b	2458862.847755 ± 0.000088 1.97716420 ± 0.00000051	
TOI-677b	2458918.28242 ± 0.00013 11.2366063 ± 0.0000041	
TOI-700c	2458821.62193 ± 0.00042 16.051115 ± 0.000018	
TOI-776b	2458785.82769 ± 0.00078 8.246630 ± 0.000019	
TOI-776c	2459026.89405 ± 0.00088 15.665340 ± 0.000038	

TOI-824b	2458983.66859 ± 0.00031 1.3929750 ± 0.0000013	
TOI-837b	2459023.81863 ± 0.00058 8.324917 ± 0.000013	
TOI-892b	2459134.53983 ± 0.00038 10.626628 ± 0.000016	Brahm et al. (2020)
TOI-905b	2459185.54646 ± 0.00011 3.7395671 ± 0.0000013	
TrES-1b	2456822.891157 ± 0.000063 3.030069476 ± 0.000000072	Alonso et al. (2004) , Winn et al. (2007a) , Narita et al. (2007) , Rabus et al. (2009) , Raetz et al. (2009a) , Wang et al. (2021)
TrES-2b	2455706.8297691 ± 0.0000041 2.470613372 ± 0.000000024	O'Donovan et al. (2006) , Holman et al. (2007) , Raetz et al. (2009b) , Mislis et al. (2010) , Christiansen et al. (2011) , Turner et al. (2016a) , Öztürk & Erdem (2019)
TrES-3b	2457585.914587 ± 0.000022 1.306186348 ± 0.000000035	O'Donovan et al. (2007) , Sozzetti et al. (2009) , Gibson et al. (2009) , Colón et al. (2010) , Christiansen et al. (2011) , Kundurthy et al. (2013) , Turner et al. (2013) , Parviainen et al. (2016) , Stefansson et al. (2017) , Püsküllü et al. (2017) , Manadaya et al. (2020) , Saha et al. (2021)
TrES-4b	2457482.75059 ± 0.00025 3.55392889 ± 0.00000044	Mandushev et al. (2007) , Chan et al. (2011)
TrES-5b	2457011.470352 ± 0.000077 1.482246865 ± 0.000000093	Mandushev et al. (2011) , Mislis et al. (2015) , Sokov et al. (2018)
WASP-100b	2458853.880674 ± 0.000049 2.84938224 ± 0.00000037	Hellier et al. (2014)
WASP-101b	2458387.832522 ± 0.000086 3.58570700 ± 0.00000026	Hellier et al. (2014)
WASP-103b	2457308.324538 ± 0.000030 0.925545386 ± 0.000000056	Gillon et al. (2014) , Southworth et al. (2015b) , Lendl et al. (2017a) , Turner et al. (2017) , Maciejewski et al. (2018) , Delrez et al. (2018) , Patra et al. (2020) , Kirk et al. (2021)
WASP-104b	2457938.581063 ± 0.000024 1.75540576 ± 0.00000013	Smith et al. (2014) , Wang et al. (2021)
WASP-105b	2457607.807454 ± 0.000048 7.87289166 ± 0.00000038	Anderson et al. (2017)
WASP-106b	2457652.83877 ± 0.00018 9.2897057 ± 0.0000013	Smith et al. (2014)
WASP-107b	2457515.672118 ± 0.000075 5.72148926 ± 0.00000085	Anderson et al. (2017)
WASP-10b	2456253.700518 ± 0.000082 3.09272813 ± 0.00000017	Christian et al. (2009) , Dittmann et al. (2010) , Maciejewski et al. (2011b) , Maciejewski et al. (2011c) , Barros et al. (2013) , Sada & Ramón-Fox (2016)
WASP-113b	2457224.351204 ± 0.000039 4.54216695 ± 0.00000083	Barros et al. (2016)
WASP-114b	2457522.66047 ± 0.00024 1.54877501 ± 0.00000034	Barros et al. (2016) , Patra et al. (2020)
WASP-117b	2458728.334175 ± 0.000068 10.0205933 ± 0.0000029	Lendl et al. (2014) , Mallonn et al. (2019b) , Anisman et al. (2020)
WASP-118b	2457888.34009 ± 0.00021 4.04605063 ± 0.00000094	Hay et al. (2016)
WASP-119b	2458834.869823 ± 0.000066 2.49980447 ± 0.00000043	Maciejewski (2020)
WASP-11b	2456646.984352 ± 0.000076 3.72247919 ± 0.00000018	West et al. (2009a) , Sada et al. (2012) , Wang et al. (2014b) , Mancini et al. (2015b)
WASP-120b	2458538.12330 ± 0.00018 3.61126721 ± 0.00000078	Turner et al. (2016b)

WASP-121b	2458661.563783 ± 0.000030 1.274924762 ± 0.000000046	Delrez et al. (2016) , Tsiaras et al. (2018) , Evans et al. (2018) , Bourrier et al. (2020)
WASP-123b	2458735.97535 ± 0.00010 2.97764359 ± 0.00000052	Turner et al. (2016b)
WASP-124b	2457433.302137 ± 0.000068 3.37264959 ± 0.00000027	Maxted et al. (2016)
WASP-126b	2458827.416215 ± 0.000057 3.28878703 ± 0.00000044	Maxted et al. (2016)
WASP-127b	2458385.175527 ± 0.000091 4.17806513 ± 0.00000057	Lam et al. (2017) , Palle et al. (2017) , Chen et al. (2018) , Skaf et al. (2020)
WASP-129b	2457745.95505 ± 0.00012 5.74813571 ± 0.00000078	Maxted et al. (2016)
WASP-12b	2457036.706177 ± 0.000055 1.091419179 ± 0.000000043	Hebb et al. (2009) , Maciejewski et al. (2011a) , Chan et al. (2011) , Haswell et al. (2012) , Maciejewski et al. (2013a) , Sing et al. (2013) , Stevenson et al. (2014) , Kreidberg et al. (2015) , Maciejewski et al. (2016a) , Collins et al. (2017) , Patra et al. (2017) , Maciejewski et al. (2018) , Yee et al. (2020)
WASP-130b	2457937.62925 ± 0.00022 11.5509711 ± 0.0000021	Hellier et al. (2017)
WASP-131b	2458117.27707 ± 0.00026 5.3220120 ± 0.0000017	Hellier et al. (2017)
WASP-132b	2458809.72813 ± 0.00020 7.1335130 ± 0.0000017	Hellier et al. (2017)
WASP-133b	2457338.98344 ± 0.00014 2.17642380 ± 0.00000047	Maxted et al. (2016)
WASP-135b	2459046.94408 ± 0.00019 1.40137864 ± 0.00000039	Spake et al. (2016)
WASP-136b	2459113.38589 ± 0.00042 5.2153545 ± 0.0000036	Lam et al. (2017)
WASP-138b	2458257.03694 ± 0.00036 3.6344327 ± 0.0000015	Lam et al. (2017)
WASP-139b	2458363.87460 ± 0.00021 5.9242672 ± 0.0000015	Hellier et al. (2017)
WASP-13b	2457077.30360 ± 0.00028 4.35301101 ± 0.00000066	Skillen et al. (2009) , Barros et al. (2012)
WASP-140b	2458533.440604 ± 0.000072 2.23598448 ± 0.00000025	Hellier et al. (2017)
WASP-141b	2458026.03877 ± 0.00025 3.31066699 ± 0.00000080	Hellier et al. (2017)
WASP-142b	2458032.16110 ± 0.00029 2.05287050 ± 0.00000055	Hellier et al. (2017)
WASP-144b	2457740.52399 ± 0.00013 2.27831337 ± 0.00000032	Hellier et al. (2019a)
WASP-145Ab	2458429.22423 ± 0.00013 1.76903814 ± 0.00000022	Hellier et al. (2019a)
WASP-147b	2458684.46059 ± 0.00059 4.6027440 ± 0.0000028	Lendl et al. (2019)
WASP-14b	2455798.61781 ± 0.00013 2.24376639 ± 0.00000023	Joshi et al. (2009) , Johnson et al. (2009a) , Blecic et al. (2013) , Wong et al. (2015) , Raetz et al. (2015)
WASP-151b	2458058.35164 ± 0.00014 4.5334682 ± 0.0000011	
WASP-153b	2458914.62179 ± 0.00041 3.3326083 ± 0.0000016	Demangeon et al. (2018)

WASP-156b	2459058.61134 ± 0.00014 3.83616488 ± 0.00000097	Demangeon et al. (2018)
WASP-157b	2457846.594001 ± 0.000036 3.95161588 ± 0.00000030	
WASP-158b	2458362.15514 ± 0.00054 3.6563308 ± 0.0000022	Hellier et al. (2019a)
WASP-159b	2458724.20161 ± 0.00066 3.8404213 ± 0.0000037	Hellier et al. (2019a)
WASP-15b	2456310.66382 ± 0.00016 3.75209956 ± 0.00000053	West et al. (2009b) , Southworth et al. (2013)
WASP-160Bb	2458397.38023 ± 0.00021 3.76849254 ± 0.00000079	Lendl et al. (2019)
WASP-161b	2458940.91459 ± 0.00015 5.4056202 ± 0.0000012	Barkaoui et al. (2019)
WASP-162b	2458288.48694 ± 0.00027 9.6246647 ± 0.0000035	Hellier et al. (2019a)
WASP-164b	2458424.74756 ± 0.00017 1.77713687 ± 0.00000029	Lendl et al. (2019)
WASP-165b	2458425.98540 ± 0.00079 3.4655064 ± 0.0000035	Lendl et al. (2019)
WASP-166b	2458704.04579 ± 0.00031 5.4435423 ± 0.0000031	Hellier et al. (2019b)
WASP-167b	2458117.02169 ± 0.00019 2.02195933 ± 0.00000033	Temple et al. (2017)
WASP-168b	2458737.08435 ± 0.00031 4.1536573 ± 0.0000015	Hellier et al. (2019a)
WASP-169b	2458763.18829 ± 0.00059 5.6114206 ± 0.0000045	Nielsen et al. (2019)
WASP-16b	2456355.79653 ± 0.00013 3.11860349 ± 0.00000027	Lister et al. (2009) , Southworth et al. (2013)
WASP-170b	2458571.47948 ± 0.00015 2.34477786 ± 0.00000049	Barkaoui et al. (2019)
WASP-172b	2458856.24722 ± 0.00020 5.4774317 ± 0.0000011	Hellier et al. (2019a)
WASP-173Ab	2458504.954280 ± 0.000097 1.38665333 ± 0.00000023	Hellier et al. (2019a)
WASP-174b	2458503.18970 ± 0.00018 4.2336995 ± 0.0000018	Temple et al. (2018) , Mancini et al. (2020)
WASP-175b	2457744.58740 ± 0.00027 3.06529495 ± 0.00000087	Nielsen et al. (2019)
WASP-177b	2458584.14248 ± 0.00017 3.07172019 ± 0.00000069	Turner et al. (2019)
WASP-17b	2457569.98347 ± 0.00012 3.73548545 ± 0.00000026	Anderson et al. (2010) , Southworth et al. (2012c) , Sedaghati et al. (2016)
WASP-180Ab	2458206.519399 ± 0.000049 3.40926460 ± 0.00000025	Temple et al. (2019a)
WASP-181b	2458741.95975 ± 0.00012 4.51949982 ± 0.00000060	Turner et al. (2019)
WASP-183b	2459465.56094 ± 0.00025 4.1117634 ± 0.00000051	Turner et al. (2019)
WASP-186b	2458911.37522 ± 0.00034 5.0267952 ± 0.0000014	Schanche et al. (2020)

WASP-18b	2458501.324483 \pm 0.000019 0.941452417 \pm 0.000000019	Hellier et al. (2009a), Maxted et al. (2013b), Wilkins et al. (2017)
WASP-190b	2458507.67090 \pm 0.00033 5.3677675 \pm 0.0000025	Temple et al. (2019b)
WASP-192b	2459079.13701 \pm 0.00038 2.8786676 \pm 0.0000016	Hellier et al. (2019c)
WASP-19b	2456885.482836 \pm 0.000037 0.788839092 \pm 0.000000024	Hebb et al. (2010), Lendl et al. (2013), Bean et al. (2013), Tregloan-Reed et al. (2013), Huitson et al. (2013), Mancini et al. (2013a), Espinoza et al. (2019a)
WASP-1b	2456031.78981 \pm 0.00020 2.51994701 \pm 0.00000030	Charbonneau et al. (2007), Collier Cameron et al. (2007), Shporer et al. (2007), Granata et al. (2014), Turner et al. (2016a)
WASP-20b	2458087.08446 \pm 0.00013 4.89964477 \pm 0.00000051	Anderson et al. (2015a)
WASP-21b	2457738.54027 \pm 0.00017 4.32250416 \pm 0.00000080	Bouchy et al. (2010), Ciceri et al. (2013), Seeliger et al. (2015), Chen et al. (2020), Alderson et al. (2020)
WASP-22b	2456850.43601 \pm 0.00015 3.53272912 \pm 0.00000045	Southworth et al. (2016)
WASP-23b	2457301.723609 \pm 0.000077 2.94442730 \pm 0.00000014	Triaud et al. (2011), Nikolov et al. (2013)
WASP-24b	2455596.44876 \pm 0.00018 2.34122050 \pm 0.00000032	Street et al. (2010), Turner et al. (2017), Wang et al. (2021)
WASP-25b	2457744.72776 \pm 0.00017 3.76483342 \pm 0.00000037	Enoch et al. (2011a)
WASP-26b	2457309.62113 \pm 0.00025 2.75659747 \pm 0.00000046	Smalley et al. (2010), Southworth et al. (2014)
WASP-28b	2457618.64044 \pm 0.00014 3.40883502 \pm 0.00000050	Anderson et al. (2015a), Petrucci et al. (2015), Maciejewski et al. (2016b), Wang et al. (2021)
WASP-29b	2457866.07613 \pm 0.00011 3.92271183 \pm 0.00000031	Dragomir et al. (2011), Gibson et al. (2013a)
WASP-2b	2455229.043082 \pm 0.000075 2.15222216 \pm 0.00000013	Charbonneau et al. (2007), Southworth et al. (2010), Becker et al. (2013), Addison et al. (2019)
WASP-31b	2457277.09226 \pm 0.00012 3.40588750 \pm 0.00000027	Anderson et al. (2011a), Dragomir et al. (2011), Sing et al. (2015)
WASP-32b	2457679.41111 \pm 0.00023 2.71866201 \pm 0.00000040	Maxted et al. (2010b), Sada et al. (2012), Sun et al. (2015)
WASP-34b	2458654.36450 \pm 0.00013 4.31768411 \pm 0.00000054	Smalley et al. (2011)
WASP-35b	2458120.804421 \pm 0.000068 3.16156853 \pm 0.00000017	Enoch et al. (2011b)
WASP-36b	2456848.926095 \pm 0.000056 1.537365595 \pm 0.000000094	Smith et al. (2012), Turner et al. (2016a), Mancini et al. (2016b), Wang et al. (2021)
WASP-37b	2458021.72946 \pm 0.00018 3.57747894 \pm 0.00000043	Simpson et al. (2011), Mallonn et al. (2019b), Wang et al. (2021)
WASP-38b	2456992.0459 \pm 0.0010 6.8718851 \pm 0.0000043	Barros et al. (2011), Wang et al. (2021)
WASP-39b	2456888.031364 \pm 0.000080 4.05528043 \pm 0.00000032	Faedi et al. (2011), Barstow et al. (2017), Kirk et al. (2019)
WASP-3b	2456598.295066 \pm 0.000075 1.846835096 \pm 0.000000074	Gibson et al. (2008), Pollacco et al. (2008), Tripathi et al. (2010), Maciejewski et al. (2010), Christiansen et al. (2011), Eibe et al. (2012), Montalto et al. (2012), Sada et al. (2012), Nascimbeni et al. (2013b), Maciejewski et al. (2013b)
WASP-41b	2457077.229441 \pm 0.000071 3.05240175 \pm 0.00000018	Maxted et al. (2011), Neveu-VanMalle et al. (2016), Southworth et al. (2016)

WASP-42b	2456821.262602 ± 0.000072 4.98168160 ± 0.00000036	Lendl et al. (2012) , Southworth et al. (2016)
WASP-43b	2457202.184881 ± 0.000031 0.813474056 ± 0.000000021	Hellier et al. (2011) , Gillon et al. (2012) , Chen et al. (2014) , Murgas et al. (2014) , Jiang et al. (2016) , Hoyer et al. (2016) , Esposito et al. (2017) , Sun et al. (2018) , Weaver et al. (2020) , Wang et al. (2021)
WASP-44b	2456338.45823 ± 0.00011 2.42381127 ± 0.00000021	Anderson et al. (2012) , Mancini et al. (2013c) , Turner et al. (2016a) , Moyano et al. (2017) , Addison et al. (2019)
WASP-45b	2458536.08601 ± 0.00023 3.12607728 ± 0.00000071	Anderson et al. (2012) , Addison et al. (2019)
WASP-46b	2457715.24083 ± 0.00012 1.43037192 ± 0.00000012	Anderson et al. (2012) , Moyano et al. (2017) , Petrucchi et al. (2018)
WASP-47b	2457182.61643 ± 0.00015 4.15915035 ± 0.00000063	Hellier et al. (2012)
WASP-48b	2458106.26314 ± 0.00013 2.14363679 ± 0.00000020	Enoch et al. (2011b) , Turner et al. (2016a) , Murgas et al. (2017)
WASP-49b	2457377.596934 ± 0.000080 2.78173691 ± 0.00000014	Lendl et al. (2012) , Lendl et al. (2016)
WASP-4b	2456139.073560 ± 0.000024 1.338231388 ± 0.000000022	Wilson et al. (2008) , Gillon et al. (2009b) , Southworth et al. (2009) , Dragomir et al. (2011) , Sanchis-Ojeda et al. (2011) , Hoyer et al. (2013) , Huitson et al. (2017) , Southworth et al. (2019)
WASP-50b	2458567.500626 ± 0.000086 1.95509290 ± 0.00000017	Gillon et al. (2011)
WASP-52b	2456784.057988 ± 0.000068 1.74978117 ± 0.00000016	Hébrard et al. (2013) , Kirk et al. (2016) , Chen et al. (2017) , Mancini et al. (2017) , Louden et al. (2017) , Bruno et al. (2018b) , Öztürk & Erdem (2019) , Zellem et al. (2020) , Wang et al. (2021)
WASP-53b	2457267.50478 ± 0.00012 3.30984278 ± 0.00000026	Triaud et al. (2017)
WASP-54b	2459163.93328 ± 0.00018 3.69359933 ± 0.00000070	Faedi et al. (2013)
WASP-55b	2457207.132185 ± 0.000080 4.46563013 ± 0.00000042	Southworth et al. (2016)
WASP-56b	2456229.44235 ± 0.00024 4.61705992 ± 0.00000099	Faedi et al. (2013) , Wang et al. (2021)
WASP-57b	2456410.57496 ± 0.00012 2.83891800 ± 0.00000049	Faedi et al. (2013) , Southworth et al. (2015a)
WASP-58b	2458986.98151 ± 0.00015 5.0172133 ± 0.0000011	Hébrard et al. (2013)
WASP-5b	2456228.778748 ± 0.000072 1.628429971 ± 0.000000066	Anderson et al. (2008) , Dragomir et al. (2011) , Fukui et al. (2011) , Hoyer et al. (2012) , Moyano et al. (2017)
WASP-60b	2458020.07381 ± 0.00035 4.3050061 ± 0.0000015	Hébrard et al. (2013) , Wang et al. (2021)
WASP-61b	2457128.11889 ± 0.00019 3.85589659 ± 0.00000050	Hellier et al. (2012) , Brown et al. (2017)
WASP-62b	2458851.099338 ± 0.000027 4.41193868 ± 0.00000024	Hellier et al. (2012) , Brown et al. (2017) , Skaf et al. (2020)
WASP-63b	2458574.77102 ± 0.00017 4.37808205 ± 0.00000070	Hellier et al. (2012)
WASP-64b	2457133.866164 ± 0.000078 1.573290273 ± 0.000000082	Gillon et al. (2013) , Kozłowski et al. (2017)
WASP-65b	2458500.69694 ± 0.00010 2.31142050 ± 0.00000017	Gómez Maqueo Chew et al. (2013) , Wang et al. (2021)

WASP-66b	2457477.71072 ± 0.00027 4.08605198 ± 0.00000072	Hellier et al. (2012)
WASP-67b	2456650.35461 ± 0.00013 4.61441644 ± 0.00000069	Hellier et al. (2012) , Mancini et al. (2014b) , Bruno et al. (2018a)
WASP-68b	2456802.08922 ± 0.00030 5.0843144 ± 0.0000011	Delrez et al. (2014)
WASP-69b	2457269.01322 ± 0.00027 3.86813888 ± 0.00000091	Anderson et al. (2014a) , Tsiaras et al. (2018) , Murgas et al. (2020)
WASP-6b	2455883.696962 ± 0.000065 3.36100215 ± 0.00000016	Gillon et al. (2009a) , Dragomir et al. (2011) , Kammer et al. (2015) , Nikolov et al. (2015) , Tregloan-Reed et al. (2015)
WASP-70Ab	2456319.44793 ± 0.00030 3.71301695 ± 0.00000090	Anderson et al. (2014a)
WASP-71b	2458720.93288 ± 0.00017 2.90368321 ± 0.00000041	Smith et al. (2013)
WASP-72b	2458789.06301 ± 0.00017 2.21674331 ± 0.00000077	Gillon et al. (2013)
WASP-73b	2458462.55487 ± 0.00022 4.0873001 ± 0.0000011	Delrez et al. (2014)
WASP-74b	2457103.325971 ± 0.000085 2.13775367 ± 0.00000047	Hellier et al. (2015) , Mancini et al. (2019)
WASP-75b	2457131.671596 ± 0.000069 2.48419760 ± 0.00000027	Gómez Maqueo Chew et al. (2013)
WASP-76b	2459305.914867 ± 0.000058 1.80988043 ± 0.00000027	West et al. (2016) , Ehrenreich et al. (2020)
WASP-77Ab	2458693.870688 ± 0.000039 1.360028949 ± 0.000000075	Maxted et al. (2013a) , Turner et al. (2016a) , Cortés-Zuleta et al. (2020)
WASP-78b	2457966.18625 ± 0.00017 2.17518500 ± 0.00000027	Smalley et al. (2012) , Brown et al. (2017)
WASP-79b	2458588.686701 ± 0.000059 3.66239163 ± 0.00000039	Smalley et al. (2012) , Skaf et al. (2020)
WASP-7b	2458885.16439 ± 0.00012 4.95464969 ± 0.00000076	Hellier et al. (2009b)
WASP-80b	2456726.717483 ± 0.000044 3.06785251 ± 0.00000018	Triaud et al. (2013) , Mancini et al. (2014c) , Fukui et al. (2014) , Kirk et al. (2018) , Wang et al. (2021)
WASP-81b	2457705.94057 ± 0.00023 2.71648416 ± 0.00000040	Triaud et al. (2017)
WASP-82b	2458217.09214 ± 0.00014 2.70578401 ± 0.00000055	West et al. (2016)
WASP-83b	2458046.65664 ± 0.00020 4.97129251 ± 0.00000068	Hellier et al. (2015)
WASP-84b	2456763.422400 ± 0.000092 8.52349665 ± 0.00000087	Anderson et al. (2014a) , Anderson et al. (2015b)
WASP-85Ab	2456929.798775 ± 0.000015 2.655674403 ± 0.000000086	Brown et al. (2014) , Stefansson et al. (2017)
WASP-87b	2458276.86087 ± 0.00015 1.68279422 ± 0.00000022	Anderson et al. (2014b)
WASP-88b	2458248.26526 ± 0.00021 4.9540032 ± 0.0000013	Delrez et al. (2014) , Spyratos et al. (2021)
WASP-89b	2456905.15681 ± 0.00012 3.35641798 ± 0.00000033	Hellier et al. (2015)
WASP-8b	2458301.80945 ± 0.00010 8.15872656 ± 0.00000078	Queloz et al. (2010)

WASP-90b	2457292.95577 ± 0.00026 3.91626370 ± 0.00000074	West et al. (2016)
WASP-91b	2458514.194235 ± 0.000077 2.79857894 ± 0.00000023	Anderson et al. (2017)
WASP-92b	2458201.48562 ± 0.00018 2.17467324 ± 0.00000038	Hay et al. (2016)
WASP-93b	2458262.86240 ± 0.00023 2.73253774 ± 0.00000053	Hay et al. (2016)
WASP-94Ab	2458300.64763 ± 0.00013 3.95020010 ± 0.00000060	Neveu-VanMalle et al. (2014)
WASP-95b	2458553.711158 ± 0.000088 2.18466642 ± 0.00000031	Hellier et al. (2014)
WASP-96b	2457905.61129 ± 0.00012 3.42525674 ± 0.00000039	Hellier et al. (2014), Nikolov et al. (2018), Yip et al. (2021)
WASP-97b	2458554.475352 ± 0.000074 2.07275965 ± 0.00000021	Hellier et al. (2014)
WASP-98b	2457213.296469 ± 0.000069 2.96264191 ± 0.00000023	Hellier et al. (2014), Mancini et al. (2016a), Kozłowski et al. (2017)
WASP-99b	2458807.89860 ± 0.00020 5.7525875 ± 0.00000026	Hellier et al. (2014)
XO-1b	2455787.553228 ± 0.000077 3.94150468 ± 0.00000020	McCullough et al. (2006), Holman et al. (2006), Cáceres et al. (2009), Burke et al. (2010), Deming et al. (2013), Southworth et al. (2018)
XO-2Nb	2457417.57469 ± 0.00013 2.61585982 ± 0.00000017	Burke et al. (2007), Wang et al. (2021)
XO-3b	2457417.98678 ± 0.00013 3.19152449 ± 0.00000020	Hébrard et al. (2008), Winn et al. (2008b), Winn et al. (2009c), Turner et al. (2017)
XO-4b	2456878.47303 ± 0.00023 4.12506679 ± 0.00000048	McCullough et al. (2008), Narita et al. (2010), Todorov et al. (2012), Villanueva et al. (2016)
XO-5b	2456399.47297 ± 0.00026 4.18775631 ± 0.00000049	Burke et al. (2008), Pál et al. (2009), Wang et al. (2021)
XO-6b	2458994.53906 ± 0.00010 3.76499245 ± 0.00000097	Crouzet et al. (2017)
XO-7b	2459111.81975 ± 0.00011 2.8641356 ± 0.00000010	Crouzet et al. (2020)
piMenc	2458820.66245 ± 0.00030 6.2678293 ± 0.00000052	

B. TRANSIT S/N CALCULATION

For a light curve with a standard deviation of std , total observing time of T , individual points with exposure time of t_e , and overheads of t_o , the uncertainty of the relative flux (σ_F) that can be achieved is:

$$\sigma_F = \frac{std}{\sqrt{T/(t_e + t_o)}} \quad (\text{B1})$$

In the case of a transit (assuming it is square), the transit depth (d) is the difference between the out-of-transit relative flux (F_{oot}) and the in-transit relative flux (F_{int}). Hence the uncertainty on the transit depth (σ_d) is:

$$\sigma_d = \sqrt{\sigma_{F_{oot}}^2 + \sigma_{F_{int}}^2} = \sqrt{std^2 \frac{(t_e + t_o)}{T_{oot}} + std^2 \frac{(t_e + t_o)}{T_{int}}} = std \sqrt{(t_e + t_o) \left(\frac{1}{T_{oot}} + \frac{1}{T_{int}} \right)} = std \sqrt{\frac{(t_e + t_o)(T_{oot} + T_{int})}{T_{oot} T_{int}}} \quad (\text{B2})$$

Hence the square-transit S/N is:

$$S/N_{square-transit} = \frac{d}{\sigma_d} = \frac{d}{std} \sqrt{\frac{T_{oot}T_{int}}{(t_e + t_o)(T_{oot} + T_{int})}} \quad (\text{B3})$$

Finally, due to the fact that in reality the transits are not squares and we are also fitting the light curves for extra parameters, there is an additional x-factor to estimate the final transit S/N.

$$S/N_{transit} = xS/N_{square-transit} = x \frac{d}{std} \sqrt{\frac{T_{oot}T_{int}}{(t_e + t_o)(T_{oot} + T_{int})}} \quad (\text{B4})$$

From simulations, which we verified with current ExoClock and TESS observations, the x-factor is equal to 0.85 for linear or airmass de-trending, and 0.65 for quadratic de-trending. We need to note that for linear and airmass de-trending the x-factor is stable regardless of the length of the out-of-transit observations. However, for quadratic de-trending, in order to maintain the x-factor of 0.65, we need to observe one transit duration before and one after the transit, otherwise the x-factor becomes lower. For example, an observation of a three-hours-long transit with one hour of observations before and after, has an x-factor of 0.5 instead of 0.65.

C. TRANSIT S/N PREDICTIONS FOR EXOCLOCK

To predict the transit S/N we need to have a prediction for all the values included in Equation B4. The most uncertain one is std , which we predicted from the performance of the current telescopes. Figure 7 (left) shows the std of the current observations made using an R Cousins filter, normalised to one second exposure and to a telescope size of one inch, as a function of the R_C magnitude. We have modelled this behaviour as follows:

$$std_{norm}^{ExoClock} = 0.135 + 10^{-2.99+0.2R} \quad (\text{C5})$$

Hence, the predicted std for a light curve obtained by a telescope of diameter D and exposure time of t_e will be:

$$std^{ExoClock} = \frac{std_{norm}^{ExoClock}}{\sqrt{\pi(D/2)^2 t_e}} = \frac{0.135 + 10^{-2.99+0.2R}}{\sqrt{\pi(D/2)^2 t_e}} \quad (\text{C6})$$

and the predicted transit S/N will be:

$$S/N_{transit}^{ExoClock} = x \frac{d\sqrt{\pi(D/2)^2 t_e}}{0.135 + 10^{-2.99+0.2R}} \sqrt{\frac{T_{oot}T_{int}}{(t_e + t_o)(T_{oot} + T_{int})}} \quad (\text{C7})$$

The ExoClock scheduler calculates the minimum telescope size necessary to observe a transit based on the following assumptions:

1. the targeted $S/N_{transit}$ is 6
2. the de-trending model is expected to be the airmass model, hence $x = 0.85$
3. the observation includes one hour before and one hour after the transit, hence $T_{oot} = 7200$ seconds
4. the observation includes the full transit, hence $T_{int} = t_{14}$ in seconds
5. the overheads and the exposure time are equal, hence $t_e = t_o$

Hence, the minimum telescope size is:

$$6 = 0.85 \frac{d\sqrt{\pi(D_{min}/2)^2 t_e}}{0.135 + 10^{-2.99+0.2R}} \sqrt{\frac{7200t_{14}}{(t_e + t_e)(7200 + t_{14})}}$$

$$D_{min} = \frac{0.135 + 10^{-2.99+0.2R}}{5.1d} \sqrt{\frac{7200 + t_{14}}{900\pi t_{14}}} \quad (\text{C8})$$

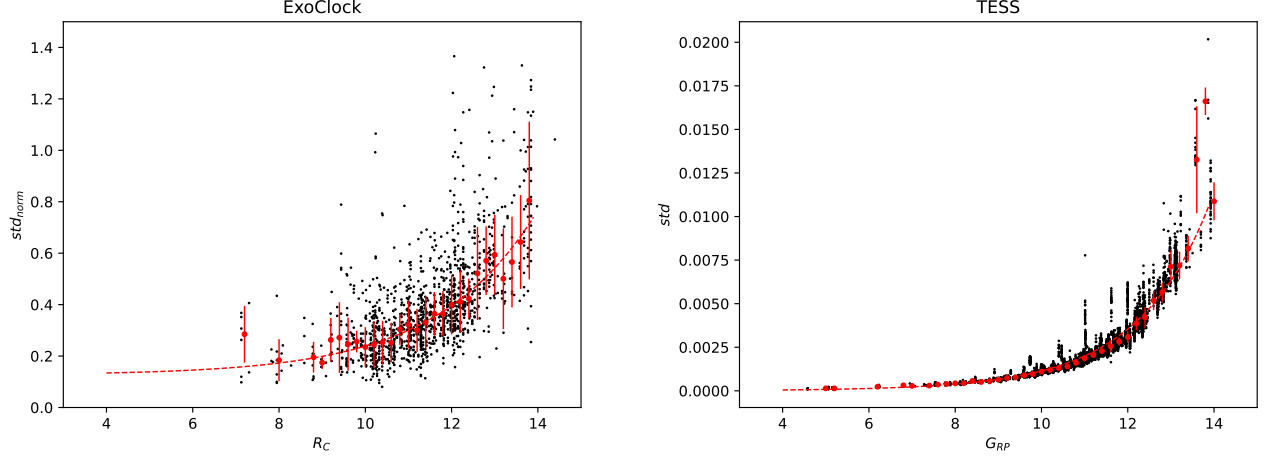


Figure 7. Standard deviation of the light-curves as a function of magnitude, for the ExoClock (left, normalised for an one-inch telescope and one-second exposure) and the TESS (right) light-curves, together with the models derived. The red errorbars indicate the median and standard deviation of the data in bins of 0.2 magnitudes.

D. TRANSIT S/N PREDICTIONS FOR TESS

As far as the TESS observations are concerned, the calculation is less complicated, as many of the parameters are fixed. The std can be predicted from the performance of the telescope. Figure 7 (right) shows the std of the current observation, as a function of the G_{RP} magnitude. For TESS, there is no need to normalise to the telescope size and exposure time, as these are fixed. We have modelled this behaviour as follows:

$$std^{TESS} = (0.135 + 10^{-2.43+0.2G_{RP}+0.0039G_{RP}^2}) \times 10^{-3} \quad (D9)$$

Moreover, for TESS the de-trending model is the quadratic ($x=0.65$), the exposure time is two minutes ($t_e = 120$) overheads are negligible ($t_o = 0$), the observations are continuous, so we can select the out-of-transit observations to be equal to one transit duration before and one transit duration after the transit ($T_{oot} = 2t_{14}$ in seconds) and the in-transit observing time is equal to a full transit duration ($T_{int} = t_{14}$ in seconds). Hence, the predicted transit S/N will be:

$$S/N_{transit}^{TESS} = \frac{0.65d\sqrt{t_{14}/90}}{0.135 + 10^{-2.43+0.2G_{RP}+0.0039G_{RP}^2}} \times 10^3 \quad (D10)$$