

Solving Schrödinger Equation Using Tensor Neural Network*

Yangfei Liao[†], Zhongshuo Lin[‡], Jianghao Liu[§], Qingyuan Sun,[¶]
Yifan Wang,^{||} Teng Wu^{**} and Hehu Xie^{††}

Abstract

In this paper, we introduce a novel approach to solve the many-body Schrödinger equation by the tensor neural network. Based on the tensor product structure, we can do the direct numerical integration by using fixed quadrature points for the functions constructed by the tensor neural network within tolerable computational complexity. Especially, we design several types of efficient numerical methods to treat the variable-coupled Coulomb potentials with high accuracy. The corresponding machine learning method is built for solving many-body Schrödinger equation. Some numerical examples are provided to validate the accuracy and efficiency of the proposed algorithms.

Keywords. Tensor neural network, direct numerical integration, fixed quadrature points, many-body Schrödinger equation, TNN interpolation, discrete TNN expansion.

*This work was supported by the National Key Research and Development Program of China (2023YFB3309104), National Natural Science Foundations of China (NSFC 1233000214), National Key Laboratory of Computational Physics (No. 6142A05230501), Beijing Natural Science Foundation (Z200003), National Center for Mathematics and Interdisciplinary Science, CAS.

[†]LSEC, NCMIS, Institute of Computational Mathematics, Academy of Mathematics and Systems Science, Chinese Academy of Sciences, Beijing 100190, China, and School of Mathematical Sciences, University of Chinese Academy of Sciences, Beijing 100049, China (liaoyangfei@lsec.cc.ac.cn).

[‡]LSEC, NCMIS, Institute of Computational Mathematics, Academy of Mathematics and Systems Science, Chinese Academy of Sciences, Beijing 100190, China, and School of Mathematical Sciences, University of Chinese Academy of Sciences, Beijing 100049, China (linzhongshuo@lsec.cc.ac.cn).

[§]Zhiyuan College, Department of Mathematics and Applied Mathematics, Shanghai Jiao Tong University, Shanghai 201100, China (jh-liu@sjtu.edu.cn).

[¶]Zhiyuan College, Department of Mathematics and Applied Mathematics, Shanghai Jiao Tong University, Shanghai 201100, China (1025757709@sjtu.edu.cn).

^{||}School of Mathematical Sciences, Peking University, Beijing 100871, China (wangyifan1994@pku.edu.cn).

^{**}Zhiyuan College, Department of Mathematics and Applied Mathematics, Shanghai Jiao Tong University, Shanghai 201100, China (sdwt2022sjtu@sjtu.edu.cn).

^{††}LSEC, NCMIS, Institute of Computational Mathematics, Academy of Mathematics and Systems Science, Chinese Academy of Sciences, Beijing 100190, China, and School of Mathematical Sciences, University of Chinese Academy of Sciences, Beijing 100049, China (hxxie@lsec.cc.ac.cn).

1 Introduction

The Schrödinger equation is the most fundamental problem in quantum mechanics, which is named after Erwin Schrödinger, who won the Nobel Prize along with Paul Dirac in 1933 for their contributions to quantum physics. Schrödinger equation describes the wave function of a quantum mechanical system, which gives probabilistic information about the location of a particle and other observable quantities such as its momentum, energy [5]. The physical system, and different values for observable quantities can be obtained by applying the corresponding operators to the wave functions.

Under the Born-Oppenheimer approximation [3], the system of N electrons and M ions is described by the following Hamiltonian

$$\hat{H} = -\frac{1}{2} \sum_{i=1}^N \Delta_i + \sum_{i=1}^N \sum_{j=i+1}^N \frac{1}{|\mathbf{r}_i - \mathbf{r}_j|} - \sum_{I=1}^M \sum_{i=1}^N \frac{Z_I}{|\mathbf{r}_i - \mathbf{R}_I|} + \sum_{I=1}^M \sum_{J=I+1}^M \frac{Z_I Z_J}{|\mathbf{R}_I - \mathbf{R}_J|}, \quad (1.1)$$

where $\mathbf{r} = (\mathbf{r}_1, \dots, \mathbf{r}_N)$ and $\mathbf{R} = (\mathbf{R}_1, \dots, \mathbf{R}_M)$ denote the coordinates of electrons and ions, respectively, Z_I is the nuclear charge for the I -th ion. Since the Hamiltonian (1.1) is spin-independent, the wave function can be written as the time-independent form $\Psi(\mathbf{r}, \mathbf{R})$. For easy description and understanding, we concentrate on computing the electronic structure of the ground state of the system with the Hamiltonian

$$\hat{H} = -\frac{1}{2} \sum_{i=1}^N \Delta_i + \sum_{i=1}^N \sum_{j=i+1}^N \frac{1}{|\mathbf{r}_i - \mathbf{r}_j|} - \sum_{I=1}^M \sum_{i=1}^N \frac{Z_I}{|\mathbf{r}_i - \mathbf{R}_I|}. \quad (1.2)$$

Then the wave function can be denoted by $\Psi(\mathbf{r})$. And the ground state of the system can be acquired directly by minimizing the following energy functional

$$E[\Psi] = \frac{\langle \Psi | \hat{H} | \Psi \rangle}{\langle \Psi | \Psi \rangle}, \quad (1.3)$$

which will be called the Schrödinger equation in this paper.

Unfortunately, there are two main difficulties in solving Schrödinger equation (1.3). The first difficulty is that (1.3) is a high-dimensional optimization problem and the dimension of the wave function $\Psi(\mathbf{r})$ is $3N$. Both the number of grids meshed from the \mathbf{r} space and the computational complexity of direct quadrature scheme grow exponentially in N . This crisis which is known as the curse of dimensionality (CoD) [2] leads to that (1.3) is almost impossible solved by traditional numerical methods. The second difficulty is that the Pauli exclusion principle must be imposed on the wave function [21]. Based on Pauli exclusion principle, the wave function should satisfy the anti-symmetry property, i.e., the following equality holds for $1 \leq i \neq j \leq N$

$$\frac{\langle T_{ij} \Psi | \Psi \rangle}{\langle \Psi | \Psi \rangle} = -1, \quad (1.4)$$

where T_{ij} denotes the exchange operator for different position of electrons

$$T_{ij}\Psi(\mathbf{r}_1, \dots, \mathbf{r}_i, \dots, \mathbf{r}_j, \dots, \mathbf{r}_N) = \Psi(\mathbf{r}_1, \dots, \mathbf{r}_j, \dots, \mathbf{r}_i, \dots, \mathbf{r}_N), \quad 1 \leq i, j \leq N. \quad (1.5)$$

Such coercive conditions restrict the selection of the trial function set and always generate extra computational work.

To overcome the first difficulty, the good performances of the artificial neural network (NN) solving high-dimensional PDEs had received a lot of attentions [6, 7, 10, 25]. These type of methods provides a possible way to solve many useful high-dimensional PDEs from physics, chemistry, biology, engineers and so on [4, 11, 25]. Naturally, many fully-connected NN (FNN) based methods are applied to solve Schrödinger equation by approximating wave function via FNN architecture. Among these applications, due to the universal approximation property [13, 14], FNN can always provide a sufficient trial function set of wave function within the tolerable number of parameters. But neither the high-dimensional FNN itself nor the corresponding energy integration of FNN is easy to implement direct quadrature scheme. Therefore, Monte-Carlo method is always adopted to do these high-dimensional integration. Monte-Carlo method is an inspiring idea to bypass the CoD and can be naturally combined with stochastic gradient descent method [7], but in exchange for the extra uncertainty in the whole algorithm process. For the bottleneck task such as solving the Schrödinger equation, some necessary sampling methods need to be considered [11].

To overcome the second difficulty, Slater determinant structure [29] is the most widely used way to ensure the anti-symmetry property. There are many methodologies developed based on this structure such as Hartree-Fock (HF) based methods [26, 24]. Recently, there are lots of attempts that combine the Slater determinant with the artificial neural network [11, 12, 23]. In these studies, the NN is constructed with a Slater determinant-like part which ensure the all elements in trial function set satisfy the anti-symmetry property. This extra part will generate additional number of nodes of the NN, and give rise to computational complexity in the forward and backward propagation.

In this paper, the main idea that finding a way out of the two difficulties mentioned above is using a type of tensor neural network (TNN) to build the trial function set. Under TNN architecture, the high-precision direct quadrature rule, like tensor product Gauss quadrature rule, can be preformed in each terms of (1.3) instead of using Monte-Carlo method. In our previous work [33], we introduce the TNN architecture, prove the universal approximation property and show that the computational work for the integration of the functions built by TNN is only polynomial scale of the dimension. This means that TNN can be another idea to bypass the CoD and has the potential to work in solving high-dimensional partial differential equation (PDE) such as many-body Schrödinger equation. The most important property of TNN is that the corresponding high-dimensional functions can be easily integrated with high accuracy and high efficiency. Then, the deduced machine learning method can achieve high accuracy in solving high-dimensional problems. The reason is that the integration of TNN functions can be separated into one-dimensional integration which can be computed by classical

quadrature schemes with high accuracy. The TNN has been used to solve 20,000 dimensional Schrödinger equation with coupled quantum harmonic oscillator potential function [15], high-dimensional Fokker-Planck equations [32] and high-dimensional time-dependent problems [17]. Since the high accuracy of high-dimensional integration of TNN functions, in this paper, the anti-symmetry property is ensured by adding penalty terms, which are the inner product of the wave functions before and after exchanging electron positions, to the loss function. Since \hat{H} is spin-independent, for simplicity, we assume that the first N_\uparrow electrons are of spin-up and the remaining $N_\downarrow = N - N_\uparrow$ electrons are of spin-down [9]. Since the aim here is to compute the ground state of the system, we can assume $N_\uparrow = \lceil \frac{N}{2} \rceil$, where $\lceil k \rceil$ the smallest integer not less than k . Then we modify the objective function as follows

$$O[\Psi] = \frac{\langle \Psi | \hat{H} | \Psi \rangle}{\langle \Psi | \Psi \rangle} + \sum_{i=1}^{N_\uparrow} \sum_{j=i+1}^{N_\uparrow} \lambda_{ij}^\uparrow \frac{\langle T_{ij} \Psi | \Psi \rangle}{\langle \Psi | \Psi \rangle} + \sum_{i=1}^{N_\downarrow} \sum_{j=i+1}^{N_\downarrow} \lambda_{ij}^\downarrow \frac{\langle T_{ij} \Psi | \Psi \rangle}{\langle \Psi | \Psi \rangle}, \quad (1.6)$$

where λ_{ij}^\uparrow and λ_{ij}^\downarrow are the Lagrange multipliers corresponding to spin-up and spin-down electrons, respectively.

As preliminary tests, we show that our TNN-based method is able to solve the ground state electronic structure of atomic system without the pre-information of the reference energy and any information of atomic or molecular orbital. Furthermore, the method here gives a potential to compute the ground state for the molecules without any pre-information. The method in this paper provides a possible way for solving large scale many-body Schrödinger equations directly with high accuracy.

An outline of the paper goes as follows. In Section 2, we introduce the TNN architecture. The numerical integration method for the functions built by TNN is designed in Section 3. Section 4 is devoted to proposing the TNN-based machine learning method for computing the ground state of many-body Schrödinger equation. In Section 5, several types of efficient numerical methods are built for computing the loss function by designing TNN interpolations or discrete TNN expansion for Coulomb potentials. Some numerical examples are provided in Section 6 to show the validity and accuracy of the proposed numerical methods for computing the electronic structure and molecular structure of diatomic molecules. Some concluding remarks are given in the last section.

2 Tensor neural network architecture

TNN structure, its approximation property and the computational complexity of related integration have been detailedly discussed in [33]. In order to express clearly and facilitate the construction of the TNN method for solving Schrödinger equation, in this section, we will also elaborate on some important definitions and properties.

The TNN is constructed with d subnetworks and each subnetwork is a continuous mapping from a bounded closed set $\Omega_i \subset \mathbb{R}$ to \mathbb{R}^p , which can be expressed as:

$$\phi_i(x_i; \vartheta_i) = (\phi_{i,1}(x_i; \vartheta_i), \phi_{i,2}(x_i; \vartheta_i), \dots, \phi_{i,p}(x_i; \vartheta_i))^T, \quad i = 1, \dots, d, \quad (2.1)$$

where each x_i denotes the one-dimensional input, θ_i denotes the parameters of the i -th subnetwork, typically the weights and biases. In this paper, the FNN architecture is chosen for building the subnetworks.

After building all subnetworks, we combine the output layers of each subnetwork to construct TNN architecture by the following mapping from \mathbb{R}^d to \mathbb{R}

$$\Psi(x; \vartheta) = \sum_{j=1}^p \prod_{i=1}^d \phi_{i,j}(x_i; \vartheta_i) \phi_{2,j}(x_2; \vartheta_2) \cdots \phi_{d,j}(x_d; \vartheta_d) = \sum_{j=1}^p \prod_{i=1}^d \phi_{i,j}(x_i; \vartheta_i), \quad (2.2)$$

where $x = (x_1, \dots, x_d) \in \Omega_1 \times \cdots \times \Omega_d$, and $\vartheta = \{\vartheta_1, \dots, \vartheta_d\}$ denotes the set of all trainable parameters. In this paper, we simply assume $\Omega = \Omega_1 \times \cdots \times \Omega_d$. This setting of the calculation domain is reasonable for many high-dimensional physical problems.

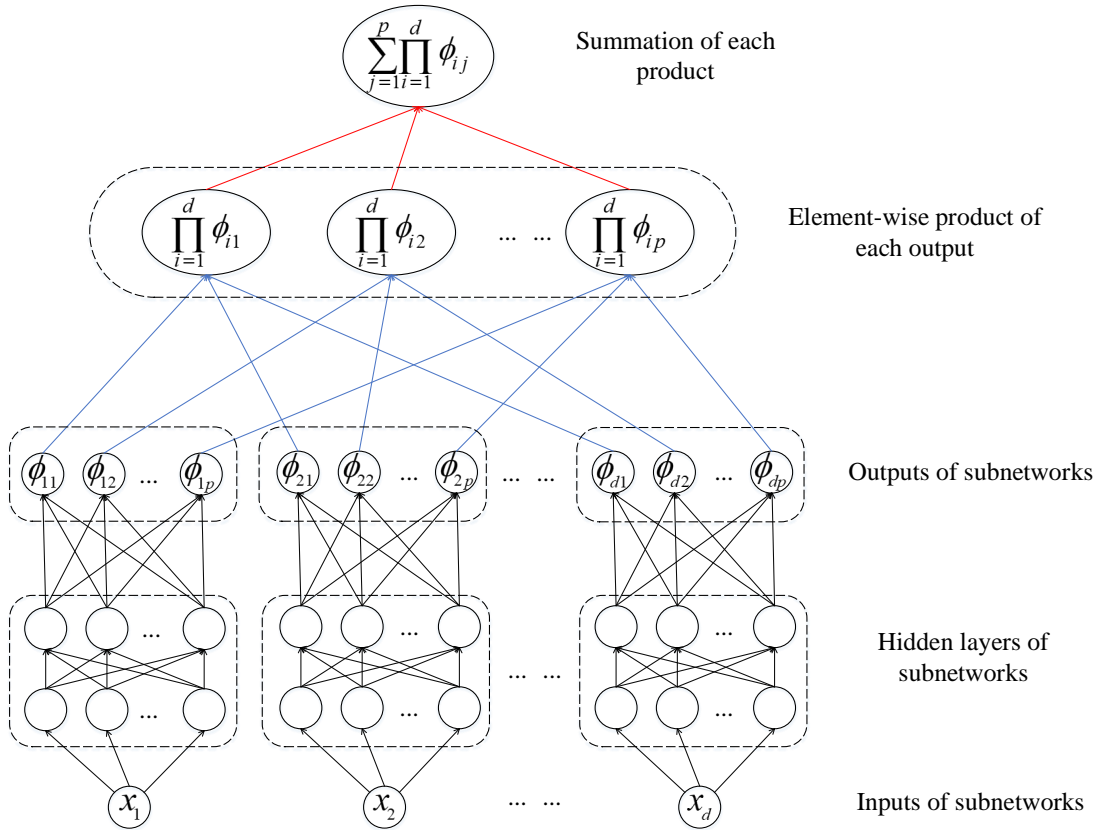


Figure 1: Architecture of TNN. Black arrows mean linear transformation (or affine transformation). Each ending node of blue arrows is obtained by taking the scalar multiplication of all starting nodes of blue arrows that end in this ending node. The final output of TNN is derived from summation of all starting nodes of red arrows.

In order to improve the numerical stability, we normalize each $\phi_{i,j}(x_i)$ and use the

following normalized TNN structure:

$$\Psi(x; c, \vartheta) = \sum_{j=1}^p c_j \widehat{\phi}_{1,j}(x_1; \vartheta_1) \cdots \widehat{\phi}_{d,j}(x_d; \vartheta_d) = \sum_{j=1}^p c_j \prod_{i=1}^d \widehat{\phi}_{i,j}(x_i; \vartheta_i), \quad (2.3)$$

where each c_j is a scaling parameter which describes the length of each rank-one function, $c = \{c_j\}_{j=1}^p$ is a set of trainable parameters, $\{c, \vartheta\} = \{c, \vartheta_1, \dots, \vartheta_d\}$ denotes all parameters of the whole architecture. For $i = 1, \dots, d, j = 1, \dots, p$, $\widehat{\phi}_{i,j}(x_i; \vartheta_i)$ is a L^2 -normalized function as follows:

$$\widehat{\phi}_{i,j}(x_i; \vartheta_i) = \frac{\phi_{i,j}(x_i; \vartheta_i)}{\|\phi_{i,j}(x_i; \vartheta_i)\|_{L^2(\Omega_i)}}.$$

For simplicity of notation, $\phi_{i,j}(x_i; \vartheta_i)$ denotes the normalized function in the following parts.

Since the isomorphism relation between $L^2(\Omega_1 \times \cdots \times \Omega_d)$ and the tensor product space $L^2(\Omega_1) \otimes \cdots \otimes L^2(\Omega_d)$ [27], the process of approximating the function $f(x) \in L^2(\Omega_1 \times \cdots \times \Omega_d)$ with the TNN defined by (2.2) is actually to search an approximation $f(x)$ in the space $L^2(\Omega_1) \otimes \cdots \otimes L^2(\Omega_d)$ with the rank being not greater than p . Due to the low-rank structure, we will find that the polynomial mapping acting on the TNN and its derivatives can be integrated on the tensor-product domain with small scale computational work. In order to show the validity of solving PDEs by the TNN, we introduce the following approximation result to the functions of the space $L^2(\Omega_1 \times \cdots \times \Omega_d)$ in the sense of $H^m(\Omega)$ -norm. For more information, please check [33].

Theorem 2.1. [33] *Assume that each Ω_i is a bounded closed interval in \mathbb{R} for $i = 1, \dots, d$, $\Omega = \Omega_1 \times \cdots \times \Omega_d$, and the function $f(x) \in H^m(\Omega)$. Then for any tolerance $\varepsilon > 0$, there exist a positive integer p and the corresponding TNN defined by (2.2) such that the following approximation property holds*

$$\|f(x) - \Psi(x; \vartheta)\|_{H^m(\Omega)} < \varepsilon. \quad (2.4)$$

For the Schrödinger equation, it is enough to consider the case $m = 1$ in this paper.

3 Quadrature scheme for TNN

For easily understanding the way we're dealing with the integration of the kinetic energy and the Coulomb potential energy in the Schrödinger equation, in this section, we introduce the method to compute the numerical integration for polynomial composite function of TNN and its derivatives. We will find that each integration in Section 4 can fit this scheme naturally. The reader may refer to [33] for more details.

We will show that the application of TNN can bring a significant reduction of the computational complexity for the related numerical integration. For the description, we

introduce the following sets of multiple indices

$$\mathcal{B} := \left\{ \beta = (\beta_1, \dots, \beta_d) \in \mathbb{N}_0^d \mid |\beta| := \sum_{i=1}^d \beta_i \leq m \right\}, \quad (3.1)$$

$$\mathcal{A} := \left\{ \alpha = (\alpha_\beta)_{\beta \in \mathcal{B}} \in \mathbb{N}_0^{|\mathcal{B}|} \mid |\alpha| := \sum_{\beta \in \mathcal{B}} \alpha_\beta \leq k \right\}, \quad (3.2)$$

where \mathbb{N}_0 denotes the set of all the non-negative integers, m and k are two positive integers, $|\mathcal{B}|$ and $|\mathcal{A}|$ denote the cardinal numbers of \mathcal{B} and \mathcal{A} , respectively. Here, we only focus on the high-dimensional cases where $m \ll d$ and $k \ll d$. Simple calculation leads to the following equations

$$|\mathcal{B}| = \sum_{j=0}^m \binom{j+d-1}{j}, \quad |\mathcal{A}| = \sum_{j=0}^k \binom{j+|\mathcal{B}|-1}{j}.$$

It is easy to know that the scales of magnitudes of $|\mathcal{B}|$ and $|\mathcal{A}|$ are $\mathcal{O}((d+m)^m)$ and $\mathcal{O}(((d+m)^m + k)^k)$, respectively.

In the following parts of this paper, the parameter ϑ in (2.2) will be omitted for brevity without confusion. The activation function of TNN is chosen to be smooth enough such that $\Psi(x)$ has partial derivatives up to order m . Here, we assume $F(x)$ is built by the k -degree complete polynomial of d -dimensional TNN and its partial derivatives up to order m that can be expressed as follows

$$F(x) = \sum_{\alpha \in \mathcal{A}} A_\alpha(x) \prod_{\beta \in \mathcal{B}} \left(\frac{\partial^{|\beta|} \Psi(x)}{\partial x_1^{\beta_1} \dots \partial x_d^{\beta_d}} \right)^{\alpha_\beta}, \quad (3.3)$$

where the coefficient $A_\alpha(x)$ is defined by the following expansion such that the rank of $A_\alpha(x)$ is not greater than q in the tensor product space $L^2(\Omega_1) \otimes \dots \otimes L^2(\Omega_d)$

$$A_\alpha(x) = \sum_{\ell=1}^q B_{1,\ell,\alpha}(x_1) B_{2,\ell,\alpha}(x_2) \dots B_{d,\ell,\alpha}(x_d). \quad (3.4)$$

Here $B_{i,\ell,\alpha}(x_i)$ denotes the one-dimensional function in $L^2(\Omega_i)$ for $i = 1, \dots, d$ and $\ell = 1, \dots, q$. The essential idea to reduce the computational complexity of the numerical integration $\int_\Omega F(x) dx$ is that the TNN function $F(x)$ can be decomposed into a tensor product structure.

In order to implement the decomposition, for each $\alpha = (\alpha_1, \dots, \alpha_{|\mathcal{B}|}) \in \mathcal{A}$, we give the following definition

$$\mathcal{B}_\alpha := \left\{ \beta = (\beta_1, \dots, \beta_d) \in \mathcal{B} \mid \alpha_\beta \geq 1 \right\}. \quad (3.5)$$

With the help of the index set \mathcal{A} , we can deduce that $|\mathcal{B}_\alpha| \leq k$ for any $\alpha \in \mathcal{A}$.

Since $\Psi(x)$ has the TNN structure (2.2), the cumprod can be further decomposed as

$$\prod_{\beta \in \mathcal{B}_\alpha} \left(\frac{\partial^{|\beta|} \Psi(x)}{\partial x_1^{\beta_1} \dots \partial x_d^{\beta_d}} \right)^{\alpha_\beta} = \prod_{\beta \in \mathcal{B}_\alpha} \left(\frac{\partial^{|\beta|} \sum_{j=1}^p \phi_{1,j}(x_1) \dots \phi_{d,j}(x_d)}{\partial x_1^{\beta_1} \dots \partial x_d^{\beta_d}} \right)^{\alpha_\beta}$$

$$\begin{aligned}
&= \prod_{\beta \in \mathcal{B}_\alpha} \left(\sum_{j=1}^p \frac{\partial^{\beta_1} \phi_{1,j}(x_1)}{\partial x_1^{\beta_1}} \cdots \frac{\partial^{\beta_d} \phi_{d,j}(x_d)}{\partial x_d^{\beta_d}} \right)^{\alpha_\beta} \\
&= \prod_{\beta \in \mathcal{B}_\alpha} \sum_{1 \leq j_1, \dots, j_{\alpha_\beta} \leq p} \left(\frac{\partial^{\beta_1} \phi_{1,j_1}(x_1)}{\partial x_1^{\beta_1}} \cdots \frac{\partial^{\beta_1} \phi_{1,j_{\alpha_\beta}}(x_1)}{\partial x_1^{\beta_1}} \right) \cdots \left(\frac{\partial^{\beta_d} \phi_{d,j_1}(x_d)}{\partial x_d^{\beta_d}} \cdots \frac{\partial^{\beta_d} \phi_{d,j_{\alpha_\beta}}(x_d)}{\partial x_d^{\beta_d}} \right) \\
&= \prod_{\beta \in \mathcal{B}_\alpha} \sum_{1 \leq j_1, \dots, j_{\alpha_\beta} \leq p} \left(\prod_{\ell=1}^{\alpha_\beta} \frac{\partial^{\beta_1} \phi_{1,j_\ell}(x_1)}{\partial x_1^{\beta_1}} \right) \cdots \left(\prod_{\ell=1}^{\alpha_\beta} \frac{\partial^{\beta_d} \phi_{d,j_\ell}(x_d)}{\partial x_d^{\beta_d}} \right) \\
&= \sum_{\substack{\beta \in \mathcal{B}_\alpha, \ell=1, \dots, \alpha_\beta, \\ 1 \leq j_\beta, \ell \leq p}} \left(\prod_{\beta \in \mathcal{B}_\alpha} \prod_{\ell=1}^{\alpha_\beta} \frac{\partial^{\beta_1} \phi_{1,j_\beta, \ell}(x_1)}{\partial x_1^{\beta_1}} \right) \cdots \left(\prod_{\beta \in \mathcal{B}_\alpha} \prod_{\ell=1}^{\alpha_\beta} \frac{\partial^{\beta_d} \phi_{d,j_\beta, \ell}(x_d)}{\partial x_d^{\beta_d}} \right). \tag{3.6}
\end{aligned}$$

With the help of expansion (3.6), we can give the following expansion for $F(x)$

$$\begin{aligned}
F(x) &= \sum_{\alpha \in \mathcal{A}} \left(\sum_{\ell=1}^q B_{1,\ell,\alpha}(x_1) \cdots B_{d,\ell,\alpha}(x_d) \right) \\
&\quad \cdot \sum_{\substack{\beta \in \mathcal{B}_\alpha, \ell=1, \dots, \alpha_\beta, \\ 1 \leq j_\beta, \ell \leq p}} \left(\prod_{\beta \in \mathcal{B}_\alpha} \prod_{\ell=1}^{\alpha_\beta} \frac{\partial^{\beta_1} \phi_{1,j_\beta, \ell}(x_1)}{\partial x_1^{\beta_1}} \right) \cdots \left(\prod_{\beta \in \mathcal{B}_\alpha} \prod_{\ell=1}^{\alpha_\beta} \frac{\partial^{\beta_d} \phi_{d,j_\beta, \ell}(x_d)}{\partial x_d^{\beta_d}} \right) \\
&= \sum_{\alpha \in \mathcal{A}} \sum_{\ell=1}^q \sum_{\substack{\beta \in \mathcal{B}_\alpha, \ell=1, \dots, \alpha_\beta, \\ 1 \leq j_\beta, \ell \leq p}} \left(B_{1,\ell,\alpha}(x_1) \prod_{\beta \in \mathcal{B}_\alpha} \prod_{\ell=1}^{\alpha_\beta} \frac{\partial^{\beta_1} \phi_{1,j_\beta, \ell}(x_1)}{\partial x_1^{\beta_1}} \right) \\
&\quad \cdots \left(B_{d,\ell,\alpha}(x_d) \prod_{\beta \in \mathcal{B}_\alpha} \prod_{\ell=1}^{\alpha_\beta} \frac{\partial^{\beta_d} \phi_{d,j_\beta, \ell}(x_d)}{\partial x_d^{\beta_d}} \right). \tag{3.7}
\end{aligned}$$

Based on the decomposition (3.7), we have the following splitting scheme for the integration $\int_\Omega F(x) dx$

$$\begin{aligned}
\int_\Omega F(x) dx &= \sum_{\alpha \in \mathcal{A}} \sum_{\ell=1}^q \sum_{\substack{\beta \in \mathcal{B}_\alpha, \ell=1, \dots, \alpha_\beta, \\ 1 \leq j_\beta, \ell \leq p}} \int_{\Omega_1} \left(B_{1,\ell,\alpha}(x_1) \prod_{\beta \in \mathcal{B}_\alpha} \prod_{\ell=1}^{\alpha_\beta} \frac{\partial^{\beta_1} \phi_{1,j_\beta, \ell}(x_1)}{\partial x_1^{\beta_1}} \right) dx_1 \\
&\quad \cdots \int_{\Omega_d} \left(B_{d,\ell,\alpha}(x_d) \prod_{\beta \in \mathcal{B}_\alpha} \prod_{\ell=1}^{\alpha_\beta} \frac{\partial^{\beta_d} \phi_{d,j_\beta, \ell}(x_d)}{\partial x_d^{\beta_d}} \right) dx_n. \tag{3.8}
\end{aligned}$$

It is time to introduce the detailed numerical integration method for the TNN function $F(x)$. Without loss of generality, for $i = 1, \dots, d$, we select N_i Gauss points $\{x_i^{(n_i)}\}_{n_i=1}^{N_i}$ and the corresponding weights $\{w_i^{(n_i)}\}_{n_i=1}^{N_i}$ for the i -th dimensional domain Ω_i , and denote $\bar{N} = \max\{N_1, \dots, N_d\}$. Introducing the index $n = (n_1, \dots, n_d) \in \mathcal{N} := \{1, \dots, N_1\} \times \dots \times \{1, \dots, N_d\}$, the tensor product Gauss points and their corresponding weights on

the domain Ω can be expressed as follows

$$\begin{aligned}\left\{x^{(n)}\right\}_{n \in \mathcal{N}} &= \left\{x_1^{(n_1)}\right\}_{n_1=1}^{N_1} \times \left\{x_2^{(n_2)}\right\}_{n_2=1}^{N_2} \times \cdots \times \left\{x_d^{(n_d)}\right\}_{n_d=1}^{N_d}, \\ \left\{w^{(n)}\right\}_{n \in \mathcal{N}} &= \left\{\prod_{i=1}^d w_i^{(n_i)} \mid w_i^{(n_i)} \in \left\{w_i^{(n_i)}\right\}_{n_i=1}^{N_i}, i = 1, \dots, d\right\}.\end{aligned}\quad (3.9)$$

Fortunately, with the help of expansion (3.6), we can give the following splitting numerical quadrature scheme for $\int_{\Omega} F(x)dx$:

$$\begin{aligned}\int_{\Omega} F(x)dx &\approx \sum_{\alpha \in \mathcal{A}} \sum_{\ell=1}^q \sum_{\substack{\beta \in \mathcal{B}_{\alpha}, \ell=1, \dots, \alpha_{\beta}, \\ 1 \leq j_{\beta}, \ell \leq p}} \left(\sum_{n_1=1}^{N_1} w_1^{(n_1)} B_{1,\ell,\alpha}(x_1^{(n_1)}) \prod_{\beta \in \mathcal{B}_{\alpha}} \prod_{\ell=1}^{\alpha_{\beta}} \frac{\partial^{\beta_1} \phi_{1,j_{\beta},\ell}(x_1^{(n_1)})}{\partial x_1^{\beta_1}} \right) \\ &\quad \cdots \left(\sum_{n_d=1}^{N_d} w_d^{(n_d)} B_{d,\ell,\alpha}(x_d^{(n_d)}) \prod_{\beta \in \mathcal{B}_{\alpha}} \prod_{\ell=1}^{\alpha_{\beta}} \frac{\partial^{\beta_d} \phi_{d,j_{\beta},\ell}(x_d^{(n_d)})}{\partial x_d^{\beta_d}} \right).\end{aligned}\quad (3.10)$$

The aim to design the quadrature scheme (3.10) is to decompose the high-dimensional integration $\int_{\Omega} F(x)dx$ into to a series of one-dimensional integration. The scheme (3.10) can reduce the computational work of the high-dimensional integration for the d -dimensional function $F(x)$ to the polynomial scale of dimension d due to the simplicity of the one-dimensional integration. The following theorem shows the low computational complexity for the high dimension TNN functions. For more information, please refer to [33].

Theorem 3.1. [33] *Assume that the function $F(x)$ is defined by (3.3) with the coefficient $A_{\alpha}(x)$ having the expansion (3.4). On the d -dimensional tensor product domain Ω , we choose the tensor product Gauss points and their corresponding weights which are defined by (3.9) to determine the quadrature scheme. Based on these Gauss points and weights, let us perform the numerical integration (3.10) for the function $F(x)$ on the domain Ω . Let T_1 denote the computational complexity for the 1-dimensional function evaluation operations.*

If the function $\Psi(x)$ involved in the function $F(x)$ has the TNN form (2.2), the computational complexity for the numerical integration (3.10) can be bounded by $\mathcal{O}(dqT_1k^2p^k((d+m)^m + k)^k N)$, which is the polynomial scale of the dimension d .

4 Solving Schrödinger equation by TNN

In this section, we introduce the application of TNN for computing the ground state of the many-body Schrödinger equation (1.3) by using the TNN-based machine learning method.

For the description of the numerical method, let us state the the energy definition for the Hamiltonian (1.2)

$$\langle \Psi | \hat{H} | \Psi \rangle = \frac{1}{2} \sum_{i=1}^N \int |\nabla_i \Psi|^2 d\mathbf{r} + \sum_{i=1}^N \sum_{j=i+1}^N \int \frac{|\Psi|^2}{|\mathbf{r}_i - \mathbf{r}_j|} d\mathbf{r} - \sum_{I=1}^M \sum_{i=1}^N \int \frac{Z_I |\Psi|^2}{|\mathbf{r}_i - \mathbf{R}_I|} d\mathbf{r}. \quad (4.1)$$

In order to compute the singular integrals of the Coulomb potential terms in (4.1), the spherical coordinates (r, θ, φ) are adopted here. Then the wave function $\Psi(\mathbf{r})$ should be written as $\Psi(r_1, \theta_1, \varphi_1, \dots, r_N, \theta_N, \varphi_N)$. The Laplace Δ has following expression

$$\begin{aligned}\Delta\Psi &= \frac{\partial^2\Psi}{\partial r^2} + \frac{2}{r}\frac{\partial\Psi}{\partial r} + \frac{1}{r^2}\frac{\partial^2\Psi}{\partial\theta^2} + \frac{\cos\theta}{r^2\sin\theta}\frac{\partial\Psi}{\partial\theta} + \frac{1}{r^2\sin^2\theta}\frac{\partial^2\Psi}{\partial\varphi^2} \\ &= \frac{1}{r^2}\frac{\partial}{\partial r}\left(r^2\frac{\partial\Psi}{\partial r}\right) + \frac{1}{r^2\sin\theta}\frac{\partial}{\partial\theta}\left(\sin\theta\frac{\partial\Psi}{\partial\theta}\right) + \frac{1}{r^2\sin^2\theta}\frac{\partial^2\Psi}{\partial\varphi^2}.\end{aligned}\quad (4.2)$$

In order to do the integration for the term $\int \frac{|\Psi|^2}{|\mathbf{r}_i - \mathbf{r}_j|} d\mathbf{r}$ in (4.1), we introduce the expansion for $1/|\mathbf{r}_i - \mathbf{r}_j|$ by the associated Legendre polynomials [1]. For this aim, it is enough to consider the expansion for the term $1/r_{12} := 1/|\mathbf{r}_1 - \mathbf{r}_2|$. Let us define the ℓ -th order Legendre polynomial $P_\ell(x)$ in the interval $x \in [-1, 1]$. When ℓ is a positive integer, the ℓ -th order Legendre polynomial is defined by the Rodrigues formula

$$P_\ell(x) = \frac{1}{2^\ell \ell!} \frac{\partial^\ell}{\partial x^\ell} (x^2 - 1)^\ell, \quad (4.3)$$

which can be computed by the following recursive formula

$$P_\ell(x) = \frac{2\ell - 1}{\ell} x P_{\ell-1}(x) - \frac{\ell - 1}{\ell} P_{\ell-2}(x). \quad (4.4)$$

When ℓ is a nonnegative integer and $|m| \leq \ell$, the associated Legendre polynomials $P_\ell^m(x)$ can be generated from the Legendre polynomial $P_\ell(x)$ by the following way

$$P_\ell^m(x) = (1 - x^2)^{\frac{m}{2}} \frac{d^m}{dx^m} P_\ell(x) = \frac{(1 - x^2)^{\frac{m}{2}}}{2^\ell \ell!} \frac{d^{\ell+m}}{dx^{\ell+m}} (x^2 - 1)^\ell. \quad (4.5)$$

Finally, based on the definitions of (4.3), (4.4) and (4.5), the term $1/|\mathbf{r}_1 - \mathbf{r}_2|$ can be expanded as follows

$$\begin{aligned}\frac{1}{r_{12}} &= \sum_{\ell=0}^{\infty} \frac{r_{<}^\ell}{r_{>}^{\ell+1}} \left[P_\ell(\cos\theta_1) P_\ell(\cos\theta_2) \right. \\ &\quad \left. + 2 \sum_{m=1}^{\ell} \frac{(\ell - m)!}{(\ell + m)!} P_\ell^m(\cos\theta_1) P_\ell^m(\cos\theta_2) \cos(m(\varphi_1 - \varphi_2)) \right] \\ &= \sum_{\ell=0}^{\infty} \frac{r_{<}^\ell}{r_{>}^{\ell+1}} \left[P_\ell(\cos\theta_1) P_\ell(\cos\theta_2) \right. \\ &\quad \left. + 2 \sum_{m=1}^{\ell} \frac{(\ell - m)!}{(\ell + m)!} P_\ell^m(\cos\theta_1) P_\ell^m(\cos\theta_2) \cos(m\varphi_1) \cos(m\varphi_2) \right. \\ &\quad \left. + 2 \sum_{m=1}^{\ell} \frac{(\ell - m)!}{(\ell + m)!} P_\ell^m(\cos\theta_1) P_\ell^m(\cos\theta_2) \sin(m\varphi_1) \sin(m\varphi_2) \right],\end{aligned}\quad (4.6)$$

where $\mathbf{r}_1 = (r_1, \theta_1, \varphi_1)$, $\mathbf{r}_2 = (r_2, \theta_2, \varphi_2)$, $r_{>} = \max\{r_1, r_2\}$ and $r_{<} = \min\{r_1, r_2\}$. The important property of the expansion (4.6) is that the variables $r_1, \theta_1, \varphi_1, r_2, \theta_2, \varphi_2$ in the

expansion are separable except the functions $r_>$ and $r_<$ which will be discussed in Section 5. In practical numerical computation, we will truncate the expansion of $1/|\mathbf{r}_1 - \mathbf{r}_2|$ into finite n terms as follows

$$\begin{aligned} \frac{1}{r_{12}^{(n)}} &= \sum_{\ell=0}^n \frac{r_<^\ell}{r_>^{\ell+1}} \left[P_\ell(\cos \theta_1) P_\ell(\cos \theta_2) \right. \\ &\quad + 2 \sum_{m=1}^{\ell} \frac{(\ell-m)!}{(\ell+m)!} P_\ell^m(\cos \theta_1) P_\ell^m(\cos \theta_2) \cos(m\varphi_1) \cos(m\varphi_2) \\ &\quad \left. + 2 \sum_{m=1}^{\ell} \frac{(\ell-m)!}{(\ell+m)!} P_\ell^m(\cos \theta_1) P_\ell^m(\cos \theta_2) \sin(m\varphi_1) \sin(m\varphi_2) \right]. \end{aligned} \quad (4.7)$$

The terms $1/r_{ij} := 1/|\mathbf{r}_i - \mathbf{r}_j|$ and $r_{I_i} := 1/|\mathbf{r}_i - \mathbf{R}_I|$ can be done the same truncations as (4.7) for $1/r_{12}$. Based on these truncations, in practical computation, we use the following truncated Hamiltonian operator

$$\widehat{H}_n = -\frac{1}{2} \sum_{i=1}^N \nabla_i^2 + \sum_{i=1}^N \sum_{j=i+1}^N \frac{1}{r_{ij}^{(n)}} - \sum_{I=1}^M \sum_{i=1}^N \frac{Z_I}{r_{I_i}^{(n)}}, \quad (4.8)$$

where $1/r_{ij}^{(n)}$ and $1/r_{I_i}^{(n)}$ denote the truncations of the terms $1/r_{ij}$ and $1/r_{I_i}$, respectively.

In the following parts of this paper, for the simple description of the TNN for problem (1.3), we use x to denote the coordinates $(r_1, \theta_1, \varphi_1, \dots, r_N, \theta_N, \varphi_N)$ and x_i denotes one coordinate component. In order to solve the optimization problem (1.3), we build a TNN structure $\Psi(x; \vartheta)$ by the way (2.2), and define the set of all possible values of ϑ as Θ . For $i = 1, \dots, d$, the subnetworks $\phi_i(x_i; \vartheta_i)$, $i = 1, \dots, d$ are defined as (2.1). We choose sufficient smooth activation functions, such that $\Psi(x; \vartheta) \in H_0^1(\Omega)$ with the open boundary conditions.

The trial wave function set V is modeled by the TNN structure $\Psi(x; \vartheta)$ where parameters ϑ take all the possible values and it is obvious that $V \subset H_0^1(\Omega)$. The solution $\Psi(x; \vartheta^*)$ of the following optimization problem is the approximation to the ground state wave function :

$$\begin{aligned} \Psi(x, \vartheta^*) &= \arg \min_{\Psi(x; \vartheta) \in V} \frac{\langle \Psi(x; \vartheta) | \widehat{H}_n | \Psi(x; \vartheta) \rangle}{\langle \Psi(x; \vartheta) | \Psi(x; \vartheta) \rangle} + \sum_{i=1}^{N_\uparrow} \sum_{j=i+1}^{N_\uparrow} \lambda_{ij}^\uparrow \frac{\langle T_{ij} \Psi(x; \vartheta) | \Psi(x; \vartheta) \rangle}{\langle \Psi(x; \vartheta) | \Psi(x; \vartheta) \rangle} \\ &\quad + \sum_{i=1}^{N_\downarrow} \sum_{j=i+1}^{N_\downarrow} \lambda_{ij}^\downarrow \frac{\langle T_{ij} \Psi(x; \vartheta) | \Psi(x; \vartheta) \rangle}{\langle \Psi(x; \vartheta) | \Psi(x; \vartheta) \rangle}. \end{aligned} \quad (4.9)$$

Note that all integrals of the numerator and the denominator of (4.9) have the form (3.3). With the help of Theorem 3.1, these numerical integration can be implemented by the scheme (3.10) with the computational work being bounded by the polynomial scale of dimension $d = 3N$. We choose the tensor product Gauss points and their corresponding weights which are defined by (3.9) to discretize these numerical integration. Then the

loss function can be defined as follows

$$\begin{aligned}
L(\vartheta) := & \frac{\sum_{n \in \mathcal{N}} w^{(n)} |\Psi(x^{(n)}, \vartheta) \widehat{H}_n \Psi(x^{(n)}, \vartheta)|}{\sum_{n \in \mathcal{N}} \Psi^2(x^{(n)}; \vartheta)} + \sum_{i=0}^{N_\uparrow} \sum_{j=i+1}^{N_\uparrow} \lambda_{ij}^\uparrow \frac{\sum_{n \in \mathcal{N}} (T_{ij} \Psi(x^{(n)}; \vartheta)) \Psi(x^{(n)}; \vartheta)}{\sum_{n \in \mathcal{N}} \Psi^2(x^{(n)}; \vartheta)} \\
& + \sum_{i=0}^{N_\downarrow} \sum_{j=i+1}^{N_\downarrow} \lambda_{ij}^\downarrow \frac{\sum_{n \in \mathcal{N}} (T_{ij} \Psi(x^{(n)}; \vartheta)) \Psi(x^{(n)}; \vartheta)}{\sum_{n \in \mathcal{N}} \Psi^2(x^{(n)}; \vartheta)}, \tag{4.10}
\end{aligned}$$

where all integrals are computed by the quadrature scheme (3.10).

In this paper, the gradient descent (GD) method is adopted to minimize the loss function $L(\vartheta)$. The GD scheme can be described as follows:

$$\vartheta^{(k+1)} = \vartheta^{(k)} - \eta \nabla L(\vartheta^{(k)}), \tag{4.11}$$

where $\vartheta^{(k)}$ denotes the parameters after the k -th GD step, η is the learning rate (step size). In practical learning process, we use Adam optimizer [18] with adaptive learning rates and L-BFGS to get the optimal solution $\Psi(x; \vartheta^*)$.

5 Efficient computation for the loss function

This section is devoted to designing efficient algorithm for computing the energy (4.10), especially for the integration involved the n -term expansion (4.7). Since the term $\frac{r_{<}^\ell}{r_{>}^{\ell+1}}$ in (4.7) is basically non-separable, special treatment must be applied to this non-separable function so as to further improve the computing efficiency for the loss function (4.10). In this section, we introduce two types of way to achieve this, namely to build the variable-separated approximating version for (4.7), and to explore the structure of two-dimensional discrete values to accelerate the involved two-dimensional integration.

5.1 TNN interpolation

Since the two dimensional function $\frac{r_{<}^\ell}{r_{>}^{\ell+1}}$ in (4.7) represents the primary singularity and exhibits poor separability, it cannot be directly expressed in the separable format of TNN. Compared with the one dimensional integration, the complexity of two-dimensional Gaussian integration is quite high and computationally expensive. Based on the universal approximation capability of TNNs [33], it is natural idea to employ TNN interpolation [19] techniques to approximate $\frac{r_{<}^\ell}{r_{>}^{\ell+1}}$ to achieve a variable separable approximation, which can then be substituted into the expression $\frac{r_{<}^\ell}{r_{>}^{\ell+1}} r_1^2 r_2^2$, transforming it into a product of one-dimensional Gaussian integrals in separable form

$$\Phi^{(\ell)}(r_1, r_2) = \sum_{j=1}^{p_r^{(\ell)}} \alpha_j^{(\ell)} \prod_{i=1}^2 \psi_{i,j}^{(\ell)}(r_i) \longrightarrow \frac{r_{<}^\ell}{r_{>}^{\ell+1}} r_1^2 r_2^2. \tag{5.1}$$

The reason for employing TNN interpolation for $\frac{r_1^\ell}{r_2^{\ell+1}} r_1^2 r_2^2$ is that incorporating the $\frac{r_1^\ell}{r_2^{\ell+1}}$ with the term $r_1^2 r_2^2$ helps control the overall singularity, since it exhibits a uniform bound with respect to the parameter ℓ . This owns a significant advantage during the approximation process, as it localizes the singularity to the line $y = x$. This characteristic facilitates the subsequent use of adaptive interpolation points to address the singularity. However, a drawback is the extension of the function's range. For example, for the wave function of the ground state helium atom, the radial truncation interval in polar coordinates is $[0, 5]$, but the range of this function sometimes need to be extended to $[0, 125]$. This extension leads to a rapid increase of the derivatives for the objective function as ℓ increases. To address this issue, we come to introduce a coordinate transformation. As an example, for the helium atom, the Schrödinger equation in spherical coordinates is given by:

$$-\frac{1}{2}\Delta\Psi - \frac{2\Psi}{r_1} - \frac{2\Psi}{r_2} + \frac{\Psi}{r_{12}} = E\Psi, \quad (5.2)$$

where $\Psi = \Psi(r_1, \theta_1, \varphi_1, r_2, \theta_2, \varphi_2)$. Here, the distance term r_{12} is defined as $r_{12} = |\mathbf{r}_1 - \mathbf{r}_2|$, where $\mathbf{r}_1 = (r_1, \theta_1, \varphi_1)$, $\mathbf{r}_2 = (r_2, \theta_2, \varphi_2)$. By using the coordinate transformation as $r_i = s \cdot t_i$, we can define the tensor neural network to approximate the wave function as follows

$$\begin{aligned} & \Psi(s \cdot t_1, \theta_1, \varphi_1, s \cdot t_2, \theta_2, \varphi_2) \\ &= \sum_{j=1}^p \alpha_j \phi_{t_1,j}(s \cdot t_1) \phi_{t_2,j}(s \cdot t_2) \cdot \phi_{\theta_1,j}(\theta_1) \phi_{\theta_2,j}(\theta_2) \cdot \phi_{\varphi_1,j}(\varphi_1) \phi_{\varphi_2,j}(\varphi_2). \end{aligned} \quad (5.3)$$

We are interested in finding the ground state of the helium atom, which satisfies the Courant-Fischer min-max theorem. In numerical computations, we truncate the integration domain to a bounded region $D \subset \mathbb{R}^6$. The region D in spherical coordinates can be transformed to the domain $\tilde{D} = [0, 1]^2 \times [0, \pi]^2 \times [0, 2\pi]^2$. Then the ground state energy E_1 can be computed as follows

$$\begin{aligned} E_1 &= \inf_{\Psi} \frac{\frac{1}{2} \int_D |\nabla\Psi|^2 dx - 2 \int_D \frac{\Psi^2}{r_1} dx - 2 \int_D \frac{\Psi^2}{r_2} dx + \int_D \frac{\Psi^2}{r_{12}} dx}{\int_D \Psi^2 dx} \\ &= \inf_{\Psi(t;\theta)} \frac{\frac{1}{2} \int_{\tilde{D}} |\nabla\Psi(t;\theta)|^2 dt - 2s \int_{\tilde{D}} \frac{\Psi^2(t;\theta)}{t_1} dt - 2s \int_{\tilde{D}} \frac{\Psi^2(t;\theta)}{t_2} dt + s \int_{\tilde{D}} \frac{\Psi^2(t;\theta)}{t_{12}} dt}{s^2 \int_{\tilde{D}} \Psi^2(t;\theta) dt}, \end{aligned} \quad (5.4)$$

where the constant $s = \text{radial}(D)/\text{radial}(\tilde{D})$.

By employing the variable separation property of TNN, the integration $\int_D \Psi^2 dD$ in (5.4) can be efficiently computed by using the one-dimensional Gaussian quadrature scheme:

$$\begin{aligned} \int_D \Psi^2 dD &= s^6 \sum_{i=1}^p \sum_{j=1}^p \alpha_i \alpha_j \int_0^1 t_1^2 \phi_{t_1,i}(s \cdot t_1) \phi_{t_1,j}(s \cdot t_1) dt_1 \cdot \int_0^1 t_2^2 \phi_{t_2,i}(s \cdot t_2) \phi_{t_2,j}(s \cdot t_2) dt_2 \\ &\quad \cdot \int_0^\pi \sin \theta_1 \phi_{\theta_1,i}(\theta_1) \phi_{\theta_1,j}(\theta_1) d\theta_1 \cdot \int_0^\pi \sin \theta_2 \phi_{\theta_2,i}(\theta_2) \phi_{\theta_2,j}(\theta_2) d\theta_2 \end{aligned}$$

$$\cdot \int_0^{2\pi} \phi_{\varphi_1,i}(\varphi_1) \phi_{\varphi_1,j}(\varphi_1) d\varphi_1 \cdot \int_0^{2\pi} \phi_{\varphi_2,i}(\varphi_2) \phi_{\varphi_2,j}(\varphi_2) d\varphi_2. \quad (5.5)$$

Based on the Laplace operator's representation (4.2) in polar coordinates, the kinetic energy term can be transformed via the coordinate change into the following form with separated variables:

$$\begin{aligned} \int_D |\nabla \Psi|^2 dD &= s^4 \int_{\bar{D}} t_1^2 t_2^2 \sin \theta_1 \sin \theta_2 \left[\left(\frac{\partial \Psi}{\partial t_1} \right)^2 + \frac{1}{t_1^2} \left(\frac{\partial \Psi}{\partial \theta_1} \right)^2 + \frac{1}{t_1^2 \sin^2 \theta_1} \left(\frac{\partial \Psi}{\partial \varphi_1} \right)^2 \right. \\ &\quad \left. + \left(\frac{\partial \Psi}{\partial t_2} \right)^2 + \frac{1}{t_2^2} \left(\frac{\partial \Psi}{\partial \theta_2} \right)^2 + \frac{1}{t_2^2 \sin^2 \theta_2} \left(\frac{\partial \Psi}{\partial \varphi_2} \right)^2 \right] d\tilde{D}. \end{aligned} \quad (5.6)$$

Similarly, applying the scale transformation to the coordinates, the Coulomb potential term $\int_D \frac{\Psi^2}{r_1} dD$ can be immediately expressed as the following separated variable form:

$$\begin{aligned} \int_D \frac{\Psi^2}{r_1} dD &= s^5 \sum_{i=1}^p \sum_{j=1}^p \alpha_i \alpha_j \int_0^1 t_1 \phi_{t_1,i}(t_1) \phi_{t_1,j}(t_1) dt_1 \cdot \int_0^1 t_2^2 \phi_{t_2,i}(t_2) \phi_{t_2,j}(t_2) dt_2 \\ &\quad \cdot \int_0^\pi \sin \theta_1 \phi_{\theta_1,i}(\theta_1) \phi_{\theta_1,j}(\theta_1) d\theta_1 \cdot \int_0^\pi \sin \theta_2 \phi_{\theta_2,i}(\theta_2) \phi_{\theta_2,j}(\theta_2) d\theta_2 \\ &\quad \cdot \int_0^{2\pi} \phi_{\varphi_1,i}(\varphi_1) \phi_{\varphi_1,j}(\varphi_1) d\varphi_1 \cdot \int_0^{2\pi} \phi_{\varphi_2,i}(\varphi_2) \phi_{\varphi_2,j}(\varphi_2) d\varphi_2. \end{aligned} \quad (5.7)$$

Then the term $\int_D \frac{\Psi^2}{r_2} dD$ can be computed similarly.

Combining the spherical harmonics and associated Legendre polynomials (4.7), TNN approximation (5.1) to $\frac{r_{\leq}^\ell}{r_{>}^{\ell+1}} r_1^2 r_2^2$, the following integration formulas hold:

$$\begin{aligned} \int_D \frac{\Psi^2}{r_{12}} dD &= s^5 \sum_{i=1}^p \sum_{j=1}^p \alpha_i \alpha_j \sum_{\ell=0}^n \sum_{k=1}^{p_r^{(\ell)}} \alpha_k^{(\ell)} \int_0^1 \psi_{t_1,k}^{(\ell)}(t_1) \phi_{t_1,i}(st_1) \phi_{t_1,j}(st_1) dt_1 \\ &\quad \cdot \int_0^1 \psi_{t_2,k}^{(\ell)}(t_2) \phi_{t_2,i}(st_2) \phi_{t_2,j}(st_2) dt_2 \\ &\quad \cdot \left[\int_0^\pi \sin \theta_1 P_\ell(\cos \theta_1) \phi_{\theta_1,i}(\theta_1) \phi_{\theta_1,j}(\theta_1) d\theta_1 \cdot \int_0^\pi \sin \theta_2 P_\ell(\cos \theta_2) \phi_{\theta_2,i}(\theta_2) \phi_{\theta_2,j}(\theta_2) d\theta_2 \right. \\ &\quad \cdot \int_0^{2\pi} \phi_{\varphi_1,i}(\varphi_1) \phi_{\varphi_1,j}(\varphi_1) d\varphi_1 \cdot \int_0^{2\pi} \phi_{\varphi_2,i}(\varphi_2) \phi_{\varphi_2,j}(\varphi_2) d\varphi_2 \\ &\quad + 2 \sum_{m=1}^{\ell} \frac{(\ell-m)!}{(\ell+m)!} \int_0^\pi \sin \theta_1 P_\ell^m(\cos \theta_1) \phi_{\theta_1,i}(\theta_1) \phi_{\theta_1,j}(\theta_1) d\theta_1 \\ &\quad \cdot \int_0^\pi \sin \theta_2 P_\ell^m(\cos \theta_2) \phi_{\theta_2,i}(\theta_2) \phi_{\theta_2,j}(\theta_2) d\theta_2 \cdot \int_0^{2\pi} \cos(m\varphi_1) \phi_{\varphi_1,i}(\varphi_1) \phi_{\varphi_1,j}(\varphi_1) d\varphi_1 \\ &\quad \cdot \int_0^{2\pi} \cos(m\varphi_2) \phi_{\varphi_2,i}(\varphi_2) \phi_{\varphi_2,j}(\varphi_2) d\varphi_2 \\ &\quad \left. + 2 \sum_{m=1}^{\ell} \frac{(\ell-m)!}{(\ell+m)!} \int_0^\pi \sin \theta_1 P_\ell^m(\cos \theta_1) \phi_{\theta_1,i}(\theta_1) \phi_{\theta_1,j}(\theta_1) d\theta_1 \right] \end{aligned}$$

$$\begin{aligned}
& \cdot \int_0^\pi \sin \theta_2 P_\ell^m(\cos \theta_2) \phi_{\theta_2,i}(\theta_2) \phi_{\theta_2,j}(\theta_2) d\theta_2 \cdot \int_0^{2\pi} \sin(m\varphi_1) \phi_{\varphi_1,i}(\varphi_1) \phi_{\varphi_1,j}(\varphi_1) d\varphi_1 \\
& \cdot \int_0^{2\pi} \sin(m\varphi_2) \phi_{\varphi_2,i}(\varphi_2) \phi_{\varphi_2,j}(\varphi_2) d\varphi_2 \Big]. \tag{5.8}
\end{aligned}$$

By using the coordinate transformation, we can use TNN interpolation techniques to approximate $\frac{r_\leq^\ell}{r_\>^{\ell+1}} r_1^2 r_2^2$ in the region $[0, 1]^2$ due to its universal approximation ability [33].

We use the same TNN interpolation approximation method as in [19]. For the detailed approximation process, at each iteration m , we obtain a bunch of training points $x_k^{(m)} := (x_{k,1}^{(m)}, \dots, x_{k,d}^{(m)})^\top$, $k = 1, \dots, K$ according to sampling rules, and minimize the squared loss

$$\begin{aligned}
L_m(\Theta) & := \sum_{k=1}^K \left(\Psi(x_k^{(m)}, \Theta) - f(x_k^{(m)}) \right)^2 \\
& = \sum_{k=1}^K \left(\sum_{j=1}^p c_j \prod_{i=1}^d \widehat{\phi}_{i,j}(x_{k,i}^{(m)}; \vartheta_i) - f(x_k^{(m)}) \right)^2, \tag{5.9}
\end{aligned}$$

to obtain the desired network parameters $\Theta = \{c, \vartheta_1, \dots, \vartheta_d\}$. This procedure is repeated M times until obtain good enough results on the validation scheme, such as the accuracy on the set of test points.

In each training process, we split the parameters into two groups $\{c\}$ and $\{\vartheta_1, \dots, \vartheta_d\}$. The parameter c can be regarded as the linear coefficients on the p -dimensional subspace

$$V_p^{(m)} := \text{span} \left\{ \psi_j(x; \vartheta^{(m)}) := \prod_{i=1}^d \widehat{\phi}_{i,j}(x_i; \vartheta_i^{(m)}) \right\}.$$

And therefore, we only need to solve a linear equation to obtain the optimal coefficient c on the current subspace $V_p^{(m)}$ in the sense of the squared loss on training points. Using the optimal coefficient c , we update the network parameters $\{\vartheta_j\}$ by minimizing the loss function with some optimization algorithm. The detailed TNN interpolation method to obtain an approximation for a given target function is defined in Algorithm 1. It is noteworthy that the model derived from directly interpolating the function $\frac{r_\leq^\ell}{r_\>^{\ell+1}} r_1^2 r_2^2$ is highly efficient in practice. This approach not only requires minimal memory but also allows for eigenvalue calculations on a personal computer once the interpolation is completed. Additionally, this method has a broad applicability: all singular terms involving Coulomb potentials can be represented in a similar form using associated Legendre polynomial expansions. The computational effort is predominantly concentrated on the TNN interpolation for the function $\frac{r_\leq^\ell}{r_\>^{\ell+1}} r_1^2 r_2^2$. However, once the interpolated data is obtained, it is possible to directly load it from the model, transforming the task of finding the ground state energy into TNN structures and a product of one-dimensional integrals.

Algorithm 1: TNN interpolation method

Input: Target function $f(x)$, TNN function $\Psi(x; \Theta)$ defined by (3.1), initial model parameters Θ , domain Ω .

Output: Learned approximate TNN function $\Psi(x; \Theta^*)$.

Data: Number of total training iterations M , number of training points in each iteration K , number of optimization steps T for each training points set, hyper-parameters of optimization algorithm such as learning rate γ .

1 **for** $m \leftarrow 1$ **to** M **do**

2 Sample $x_k^{(m)} \in \Omega$, $k = 1, \dots, K$ according to some sampling rules.

3 **for** $t \leftarrow 1$ **to** T **do**

4 Assemble matrix $A^{(t)}$ and vector $B^{(t)}$ as follows:

$$A_{\mu, \nu}^{(t)} = \sum_{k=1}^K \prod_{i=1}^d \widehat{\phi}_{i, \mu} \left(x_{k, i}^{(m)}; \vartheta_i^{(t-1)} \right) \prod_{i=1}^d \widehat{\phi}_{i, \nu} \left(x_{k, i}^{(m)}; \vartheta_i^{(t-1)} \right), \quad 1 \leq \mu, \nu \leq p,$$
$$B_{\mu}^{(t)} = \sum_{k=1}^K f(x_k^{(m)}) \prod_{i=1}^d \widehat{\phi}_{i, \mu} \left(x_{k, i}^{(m)}; \vartheta_i^{(t-1)} \right), \quad 1 \leq \mu \leq p.$$

Solve the following linear equation to obtain the solution $c \in \mathbb{R}^p$:

$$A^{(t)}c = B^{(t)},$$

and update the coefficient parameter as $c^{(t)} = c$.

5 Compute the loss function:

$$\mathcal{L}_m^{(t)}(\vartheta^{(t-1)}) = \sum_{k=1}^K \left(\sum_{j=1}^p c_j^{(t)} \prod_{i=1}^d \widehat{\phi}_{i, j} \left(x_{k, i}^{(m)}; \vartheta_i^{(t-1)} \right) - f(x_k^{(m)}) \right)^2.$$

6 Use an optimization step to update the neural network parameters of TNN as follows:

$$\vartheta^{(t)} = \vartheta^{(t-1)} - \gamma \frac{\partial \mathcal{L}_m^{(t)}}{\partial \vartheta} (c^{(t)}, \vartheta^{(t-1)}).$$

7 **end**

8 **end**

5.2 Discrete tensor-product expansion

This subsection is dedicated to designing two types of methods to obtain the the discrete tensor expansion for (4.7) at two-dimensional quadrature points, so that the involved two-dimensional integration can be efficiently computed. In fact, to enhance the efficiency for computing the loss function (4.10), it is necessary to transform the expansion (4.7) into

a variable-separated form.

One of the key advantages of using TNNs to solve partial differential equations (PDEs) is their exceptional ability to separate variables, which enables high-dimensional integrals to be computed as products of several one-dimensional integrals.

When computing the loss function for the Schrödinger equation, the only term that remains non-separable in integration after expanding $\frac{1}{r_{12}}$ with spherical harmonic functions is a two-dimensional function $\frac{r_{<}^\ell}{r_{>}^{\ell+1}}$.

In order to find the essential difficulty for computing Coulomb potential, as an example, let us also consider the calculation of the ground state energy of a helium atom, which involves the following term in the integral

$$\begin{aligned} & \sum_{i=1}^p \sum_{j=1}^p \sum_{\ell=0}^n \int_{\mathbb{R}^2} r_1^2 r_2^2 \frac{r_{<}^\ell}{r_{>}^{\ell+1}} \phi_{r_1,i}(r_1) \phi_{r_1,j}(r_1) \phi_{r_2,i}(r_2) \phi_{r_2,j}(r_2) dr_1 dr_2 \\ & \cdot \int_0^\pi \sin(\theta_1) P_\ell(\cos \theta_1) \phi_{\theta_1,i}(\theta_1) \phi_{\theta_1,j}(\theta_1) d\theta_1 \cdot \int_0^\pi \sin(\theta_2) P_\ell(\cos \theta_2) \phi_{\theta_2,i}(\theta_2) \phi_{\theta_2,j}(\theta_2) d\theta_2 \\ & \cdot \int_0^{2\pi} \phi_{\varphi_1,i}(\varphi_1) \phi_{\varphi_1,j}(\varphi_1) d\varphi_1 \cdot \int_0^{2\pi} \phi_{\varphi_2,i}(\varphi_2) \phi_{\varphi_2,j}(\varphi_2) d\varphi_2, \end{aligned} \quad (5.10)$$

where $r_{<} = \min\{r_1, r_2\}$, $r_{>} = \max\{r_1, r_2\}$, ℓ is a constant, and the function $r_1^2 r_2^2 \frac{r_{<}^\ell}{r_{>}^{\ell+1}}$ is not variable-separated.

The main difficulty for computing (5.10) is the two-dimensional integration over the $r_1 \times r_2$ direction. For practical computation, we truncate the whole space \mathbb{R}^2 to the finite Cartesian-product-type region $[0, r_{1,\max}] \times [0, r_{2,\max}]$. Now, we should come to consider the following two-dimensional integration

$$\int_0^{r_{1,\max}} \int_0^{r_{2,\max}} r_1^2 r_2^2 \frac{r_{<}^\ell}{r_{>}^{\ell+1}} \phi_{r_1,i}(r_1) \phi_{r_1,j}(r_1) \phi_{r_2,i}(r_2) \phi_{r_2,j}(r_2) dr_1 dr_2.$$

5.2.1 Method 1: leveraging the separable structure on each subdomain

In this subsection, we dig into the separable structure of $\frac{r_{<}^\ell}{r_{>}^{\ell+1}}$ on each subdomain. Notice that the function $r_1^2 r_2^2 \frac{r_{<}^\ell}{r_{>}^{\ell+1}}$ can be written as $r_1^{1-\ell} r_2^{2+\ell}$ in the triangular region where $r_1 \geq r_2$, and as $r_2^{1-\ell} r_1^{2+\ell}$ in the region where $r_1 \leq r_2$. And therefore, the function $r_1^2 r_2^2 \frac{r_{<}^\ell}{r_{>}^{\ell+1}}$ can be represented in a variable-separated TNN structure over both triangular regions.

For simplicity and understanding, we set $r_{1,\max} = r_{2,\max} =: r_{\max}$ and choose the same quadrature scheme for r_1 and r_2 . Let $\mathcal{C} = \{p_m\}_{m=1}^{\bar{N}}$ be the set of one-dimensional Gaussian quadrature points and $\{\omega_m\}_{m=1}^{\bar{N}}$ the corresponding quadrature weights on the interval $[0, r_{\max}]$, where $p_m \leq p_{m+1}$ for $1 \leq m \leq \bar{N} - 1$. Consider the TNN interpolating function with a rank parameter $p = \bar{N}$, defined as follows

$$\Psi(r_1, r_2) = \Psi_{\text{upper}}(r_1, r_2) + \Psi_{\text{lower}}(r_1, r_2)$$

$$= \sum_{m=0}^{\frac{\bar{N}}{2}-1} \psi_{r_1,m}^{\text{upper}}(r_1) \cdot \psi_{r_2,m}^{\text{upper}}(r_2) + \sum_{k=0}^{\frac{\bar{N}}{2}-1} \psi_{r_1,k}^{\text{lower}}(r_1) \cdot \psi_{r_2,k}^{\text{lower}}(r_2), \quad (5.11)$$

where

$$\begin{aligned} \Psi_{\text{upper}}(r_1, r_2) &= \sum_{m=0}^{\frac{\bar{N}}{2}-1} \psi_{r_1,m}^{\text{upper}}(r_1) \cdot \psi_{r_2,m}^{\text{upper}}(r_2) = I_{[0,p_2]}(r_1) r_1^{2+\ell} \cdot I_{[p_2,r_{\max}]}(r_2) r_2^{1-\ell} \\ &\quad + \sum_{m=1}^{\frac{\bar{N}}{2}-1} I_{(p_{2m},p_{2m+2})}(r_1) r_1^{2+\ell} \cdot I_{[p_{2m+2},r_{\max}]}(r_2) r_2^{1-\ell}, \end{aligned} \quad (5.12)$$

and

$$\begin{aligned} \Psi_{\text{lower}}(r_1, r_2) &= \sum_{k=0}^{\frac{\bar{N}}{2}-1} \psi_{r_1,k}^{\text{lower}}(r_1) \cdot \psi_{r_2,k}^{\text{lower}}(r_2) = I_{[p_1,r_{\max}]}(r_1) r_1^{1-\ell} \cdot I_{[0,p_1]}(r_2) r_2^{2+\ell} \\ &\quad + \sum_{k=1}^{\frac{\bar{N}}{2}-1} I_{(p_{2k+1},r_{\max})}(r_1) r_1^{1-\ell} \cdot I_{(p_{2k-1},p_{2k+1})}(r_2) r_2^{2+\ell}. \end{aligned} \quad (5.13)$$

Here, $I_{\Omega}(r_k)$, for $k = 1, 2$, denotes the characteristic function over the region Ω in the k -th dimension.

For all two-dimensional quadrature points $(r_1, r_2) \in \mathcal{C} \times \mathcal{C}$, according to the expression of the TNN interpolation function (5.11), we have

$$\Psi(r_1, r_2) = r_1^2 r_2^2 \frac{r_{<}^{\ell}}{r_{>}^{\ell+1}},$$

at the two-dimensional quadrature points. Then, we can compute the two dimensional integration as follows

$$\begin{aligned} &\int_0^{r_{\max}} \int_0^{r_{\max}} r_1^2 r_2^2 \frac{r_{<}^{\ell}}{r_{>}^{\ell+1}} \phi_{r_1,i}(r_1) \phi_{r_1,j}(r_1) \phi_{r_2,i}(r_2) \phi_{r_2,j}(r_2) dr_1 dr_2 \\ &\approx \sum_{\mu=1}^{\bar{N}} \sum_{\nu=1}^{\bar{N}} \omega_{\mu} \omega_{\nu} (p_{\mu})^2 (p_{\nu})^2 \frac{\min\{p_{\mu}, p_{\nu}\}^{\ell}}{\max\{p_{\mu}, p_{\nu}\}^{\ell+1}} \phi_{r_1,i}(p_{\mu}) \phi_{r_1,j}(p_{\mu}) \phi_{r_2,i}(p_{\nu}) \phi_{r_2,j}(p_{\nu}) \\ &= \sum_{\mu=1}^{\bar{N}} \sum_{\nu=1}^{\bar{N}} \omega_{\mu} \omega_{\nu} \cdot \Psi(p_{\mu}, p_{\nu}) \phi_{r_1,i}(p_{\mu}) \phi_{r_1,j}(p_{\mu}) \phi_{r_2,i}(p_{\nu}) \phi_{r_2,j}(p_{\nu}) \\ &\approx \int_0^{r_{\max}} \int_0^{r_{\max}} \Psi(r_1, r_2) \phi_{r_1,i}(r_1) \phi_{r_1,j}(r_1) \phi_{r_2,i}(r_2) \phi_{r_2,j}(r_2) dr_1 dr_2 \\ &= \sum_{m=0}^{\frac{\bar{N}}{2}-1} \int_0^{r_{\max}} \int_0^{r_{\max}} \psi_{r_1,m}^{\text{upper}}(r_1) \cdot \psi_{r_2,m}^{\text{upper}}(r_2) \phi_{r_1,i}(r_1) \phi_{r_1,j}(r_1) \phi_{r_2,i}(r_2) \phi_{r_2,j}(r_2) dr_1 dr_2 \\ &\quad + \sum_{k=0}^{\frac{\bar{N}}{2}-1} \int_0^{r_{\max}} \int_0^{r_{\max}} \psi_{r_1,k}^{\text{lower}}(r_1) \cdot \psi_{r_2,k}^{\text{lower}}(r_2) \phi_{r_1,i}(r_1) \phi_{r_1,j}(r_1) \phi_{r_2,i}(r_2) \phi_{r_2,j}(r_2) dr_1 dr_2 \end{aligned}$$

$$\begin{aligned}
&= \sum_{m=0}^{\frac{\bar{N}}{2}-1} \int_0^{r_{\max}} \psi_{r_1, m}^{\text{upper}}(r_1) \phi_{r_1, i}(r_1) \phi_{r_1, j}(r_1) dr_1 \int_0^{r_{\max}} \psi_{r_2, m}^{\text{upper}}(r_2) \phi_{r_2, i}(r_2) \phi_{r_2, j}(r_2) dr_2 \\
&+ \sum_{k=0}^{\frac{\bar{N}}{2}-1} \int_0^{r_{\max}} \psi_{r_1, k}^{\text{lower}}(r_1) \phi_{r_1, i}(r_1) \phi_{r_1, j}(r_1) dr_1 \int_0^{r_{\max}} \psi_{r_2, k}^{\text{lower}}(r_2) \phi_{r_2, i}(r_2) \phi_{r_2, j}(r_2) dr_2. \quad (5.14)
\end{aligned}$$

By directly considering the numerical integration on the two dimensional discrete quadrature nodes, we have successfully achieved discrete variable separation for two-dimensional integrals with high accuracy.

From the definition (5.12) and the property of characteristic function, it is easy to know that the following quadrature scheme holds for $m = 0, \dots, \frac{\bar{N}}{2}$

$$\int_0^{r_{\max}} \psi_{r_1, m}^{\text{upper}}(r_1) \phi_{r_1, i}(r_1) \phi_{r_1, j}(r_1) dr_1 = \sum_{\mu=2m+1}^{2m+2} (p_{\mu})^{2+\ell} \phi_{r_1, i}(p_{\mu}) \phi_{r_1, j}(p_{\mu}) \omega_{\mu}, \quad (5.15)$$

which is only summation of two terms. Similarly, from (5.13), we also have

$$\int_0^{r_{\max}} \psi_{r_2, 0}^{\text{lower}}(r_2) \phi_{r_2, i}(r_2) \phi_{r_2, j}(r_2) dr_2 = (p_1)^{2+\ell} \phi_{r_2, i}(p_1) \phi_{r_2, j}(p_1) \omega_1, \quad (5.16)$$

$$\begin{aligned}
&\int_0^{r_{\max}} \psi_{r_2, k}^{\text{lower}}(r_2) \phi_{r_2, i}(r_2) \phi_{r_2, j}(r_2) dr_2 \\
&= \sum_{\nu=2k}^{2k+1} (p_{\nu})^{2+\ell} \phi_{r_2, i}(p_{\nu}) \phi_{r_2, j}(p_{\nu}) \omega_{\nu}, \quad k = 1, \dots, \frac{\bar{N}}{2}. \quad (5.17)
\end{aligned}$$

From (5.15)-(5.17), half of the one dimensional integrals in (5.14) can be simplified into a sum of two terms. Then, the integration (5.14) can be further simplified.

5.2.2 Method 2: dealing with the two-dimensional data itself

This subsection is dedicated to dealing with the two-dimensional data itself by expressing it in a different form. This new perspective allows us to design the optimal tensor summation order for computing the two-dimensional integration involved in Coulomb potentials of the loss function (4.10), and speeding up the whole training process.

For the calculation of the Hamiltonian (4.1), the term $1/r_{12} := 1/|\mathbf{r}_1 - \mathbf{r}_2|$ is the obstacle to our efficient computation since it is highly non-separable. And that is the initial motivation for us to seek a separable expansion of this term for efficiently computing the involved energy. Using the associated Legendre expansion of $1/r_{12} := 1/|\mathbf{r}_1 - \mathbf{r}_2|$ is an almost perfect way for our purpose. However, the term $\frac{r_{<}^{\ell}}{r_{>}^{\ell+1}}$ in (4.7) remains non-separable and the two-dimensional integration seems to be inevitable, which becomes the speed bottleneck for computing the loss function. In Subsections 5.1 and 5.2, we develop two ways to approximate the non-separable term $\frac{r_{<}^{\ell}}{r_{>}^{\ell+1}}$ using separable TNN functions and all that remains is one-dimensional integration. In this subsection, we deal with the

two-dimensional integration directly using a trick adapted for PyTorch to accelerate computation. In our numerical test, we observe a rather satisfactory speed-up for computing the two-dimensional integration.

To illustrate our trick to deal with the two-dimensional integration, as an example, let us also consider computing the integral (5.10). The key point is to perform the following two-dimensional integration over a Cartesian product-type region $[0, r_{1,\max}] \times [0, r_{2,\max}]$

$$\int_0^{r_{1,\max}} \int_0^{r_{2,\max}} r_1^2 r_2^2 \frac{r_{\leq}^{\ell}}{r_{>}^{\ell+1}} \phi_{r_1,i}(r_1) \phi_{r_1,j}(r_1) \phi_{r_2,i}(r_2) \phi_{r_2,j}(r_2) dr_1 dr_2.$$

Let $\mathcal{C}_1 := \{p_{1,m}\}_{m=1}^{N_1}$ and $\mathcal{C}_2 := \{p_{2,k}\}_{k=1}^{N_2}$ be the set of one-dimensional Gaussian quadrature points on $r_1 \in [0, r_{1,\max}]$ and $r_2 \in [0, r_{2,\max}]$, respectively, $\{w_{1,m}\}_{m=1}^{N_1}$ and $\{w_{2,k}\}_{k=1}^{N_2}$ the corresponding quadrature weights. We conduct the two-dimensional Gauss-Legendre quadrature to compute the integration. Let us define $g(r_1, r_2) := r_1^2 r_2^2 \frac{r_{\leq}^{\ell}}{r_{>}^{\ell+1}}$ and compute the two-dimensional function values on the quadrature points $\{(p_{1,m}, p_{2,k})\}_{m=1, \dots, N_1, k=1, \dots, N_2}$. The pointwise values can be expressed in the following form

$$g(r_1, r_2) = \sum_{m=1}^{N_1} I_{[r_1=p_{1,m}]} g(p_{1,m}, r_2), \quad \text{for } r_1 \in \mathcal{C}_1, r_2 \in \mathcal{C}_2, \quad (5.18)$$

where $I_{[r_1=p_{1,m}]}$ is the indicator function of the single-point set $\{p_{1,m}\}$. Then we can compute the two-dimensional integration as follows

$$\begin{aligned} & \int_0^{r_{1,\max}} \int_0^{r_{2,\max}} r_1^2 r_2^2 \frac{r_{\leq}^{\ell}}{r_{>}^{\ell+1}} \phi_{r_1,i}(r_1) \phi_{r_1,j}(r_1) \phi_{r_2,i}(r_2) \phi_{r_2,j}(r_2) dr_1 dr_2 \\ &= \int_0^{r_{1,\max}} \int_0^{r_{2,\max}} g(r_1, r_2) \phi_{r_1,i}(r_1) \phi_{r_1,j}(r_1) \phi_{r_2,i}(r_2) \phi_{r_2,j}(r_2) dr_1 dr_2 \\ &= \int_0^{r_{1,\max}} \int_0^{r_{2,\max}} \sum_{m=1}^{N_1} I_{[r_1=p_{1,m}]} g(p_{1,m}, r_2) \phi_{r_1,i}(r_1) \phi_{r_1,j}(r_1) \phi_{r_2,i}(r_2) \phi_{r_2,j}(r_2) dr_1 dr_2 \\ &= \sum_{m=1}^{N_1} \int_0^{r_{1,\max}} I_{[r_1=p_{1,m}]} \phi_{r_1,i}(r_1) \phi_{r_1,j}(r_1) dr_1 \int_0^{r_{2,\max}} g(p_{1,m}, r_2) \phi_{r_2,i}(r_2) \phi_{r_2,j}(r_2) dr_2 \\ &\approx \sum_{m=1}^{N_1} \sum_{\mu=1}^{N_1} w_{1,\mu} I_{[p_{1,\mu}=p_{1,m}]} \phi_{r_1,i}(p_{1,\mu}) \phi_{r_1,j}(p_{1,\mu}) \sum_{k=1}^{N_2} w_{2,k} g(p_{1,m}, p_{2,k}) \phi_{r_2,i}(p_{2,k}) \phi_{r_2,j}(p_{2,k}) \\ &= \sum_{m=1}^{N_1} w_{1,m} \phi_{r_1,i}(p_{1,m}) \phi_{r_1,j}(p_{1,m}) \sum_{k=1}^{N_2} w_{2,k} g(p_{1,m}, p_{2,k}) \phi_{r_2,i}(p_{2,k}) \phi_{r_2,j}(p_{2,k}). \end{aligned}$$

Note that in (5.18), we express the multi-dimensional function values on the Cartesian product of one-dimensional points in a tensor-product form, similar to the structure of TNN function. This is achieved using indicator functions on single-point sets and piling up all the discrete values onto one dimension (in this case r_2). Instead of generating the function values of $\phi_{r_1,i}(r_1) \phi_{r_1,j}(r_1) \phi_{r_2,i}(r_2) \phi_{r_2,j}(r_2)$ over $\mathcal{C}_1 \times \mathcal{C}_2$ and performing the

two-dimensional integration, we utilize the tensor-product structure of the TNN function, and eliminate one dimension of the sum at a time.

It is easy to know that $g(r_1, r_2)$ on $\mathcal{C}_1 \times \mathcal{C}_2$ can also be expressed as

$$g(r_1, r_2) = \sum_{k=1}^{N_2} g(r_1, p_{2,k}) I_{[r_2=p_{2,k}]},$$

where all the discrete values are ‘piled up’ onto the r_1 dimension. This results in the computation order where the r_1 dimension is eliminated first in the sum. While eliminating one dimension at a time might seem natural and straightforward, expressing the discrete multi-dimensional point values in the form of (5.18) allows for flexibility in designing different computation orders, enabling us to choose the most efficient one for our purpose. For example, suppose we are given the values of a four-dimensional function $h(r_1, r_2, r_3, r_4)$ on the discrete point set $\{p_{1,m}\}_{m=1}^{N_1} \times \{p_{2,k}\}_{k=1}^{N_2} \times \{p_{3,\mu}\}_{\mu=1}^{N_3} \times \{p_{4,\nu}\}_{\nu=1}^{N_4}$. If we want to compute a four-dimensional integral involving $h(r_1, r_2, r_3, r_4)$ using these discrete values, we can express

$$h(r_1, r_2, r_3, r_4) = \sum_{m=1}^{N_1} \sum_{\nu=1}^{N_4} I_{[r_1=p_{1,m}]} h(p_{1,m}, r_2, r_3, p_{4,\nu}) I_{[r_4=p_{4,\nu}]}.$$

In this approach, during the actual computation, the two-dimensional integration over r_2 and r_3 is performed first, followed by the sequential elimination of the r_1 and r_4 dimensions. The optimal order of computation for multi-dimensional integration depends on factors such as memory layout, parallel computing strategies, and other considerations. In our numerical tests, the method outlined in (5.18) has been highly effective, particularly in enabling efficient two-dimensional integration. In future work, we intend to apply this strategy by using TNN to solve the Kohn-Sham equations.

6 Numerical experiments

In this section, we provide several examples to validate the efficiency and accuracy of the TNN-based machine learning method for solving Schrödinger equation. First, we test the numerical performance of TNN interpolation for the kernel function $1/r_{12}$ of Coulomb potential. Then, in the following subsections, the discrete TNN expansion is adopted to build the TNN based machine learning method for solving Schrödinger equations of helium and lithium atoms, hydrogen molecule.

6.1 Numerical experiments for interpolation

In the first subsection, we investigate the performance of the TNN interpolation [19] techniques to approximate $\frac{r_1^\ell}{r_1^{\ell+1}} r_1^2 r_2^2$. Using Algorithm 1, we propose the adaptive interpolation method to address the singularity at $y = x$. This method increases the density of interpolation points near the Gaussian points on the diagonal. Concretely, we add

eight nodes surrounding each Gaussian point on the diagonal in each adaptive step, as illustrated in Figure 2.

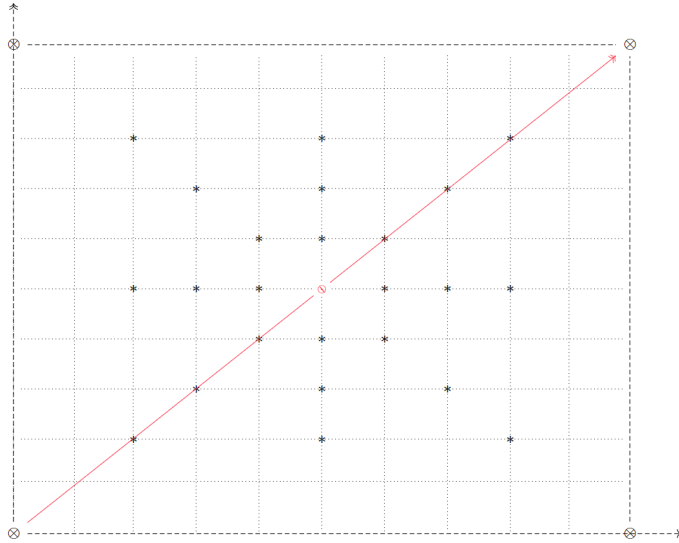


Figure 2: Adaptively adding interpolation points

For the radial direction of the wave function, the interval $[0, 1]$ is uniformly divided into 25 subintervals, with each subdivided interval containing 4 quadrature points for the Gaussian quadrature. The selected interpolation points for training include both the aforementioned Gaussian nodes and additional nodes introduced by the adaptive strategy. However, test of interpolation errors uses only the Gaussian nodes. The training process involves alternating between the Adam and LBFGS steps. Specifically, 30,000 steps are performed using the Adam optimizer with a learning rate of 9×10^{-3} , followed by 2,000 steps using the LBFGS optimizer with a learning rate of 1. The results are summarized in Table 1.

The interpolation error comparison for $\ell = 0, 3, 6, 9$ is illustrated in Figure 3, revealing that as ℓ increases, the regions of high error become more concentrated along the diagonal line $y = x$. Moreover, the width of the error band around the diagonal shows no significant increase, indicating the effectiveness of the adaptive interpolation method.

6.2 Numerical experiments on helium atom

In this subsection, we utilize the machine learning method developed in Section 4 to determine the wave function by solving the associated optimization problem (4.10). After implementing the TNN expansions for discrete Gaussian integration points in Subsection 5.2, all components can be represented using tensor structures. By leveraging the efficiency of the TNN framework, multidimensional integrals are transformed into products of one-dimensional integrals, leading to a significant enhancement in computational efficiency.

Table 1: Interpolation Error for $\frac{r_1^\ell}{r_1^{\ell+1}} r_1^2 r_2^2$

ℓ	Error _{max}	Error _{abs-average}
0	0.000585367069217746	2.4671756475080075e-05
1	0.001681433020818357	6.8502735081223843e-05
2	0.002995919036041683	0.00011106611019363546
3	0.003820942582003439	0.00014025911765069184
4	0.004323711752593218	0.00019276806158503203
5	0.005621666556553995	0.00022419848555393435
6	0.005967029102881383	0.00027846794433434256
7	0.007773735374113855	0.00031117257239226967
8	0.007595491789484543	0.00034901699692397800
9	0.008349611108816768	0.00033828793430037285

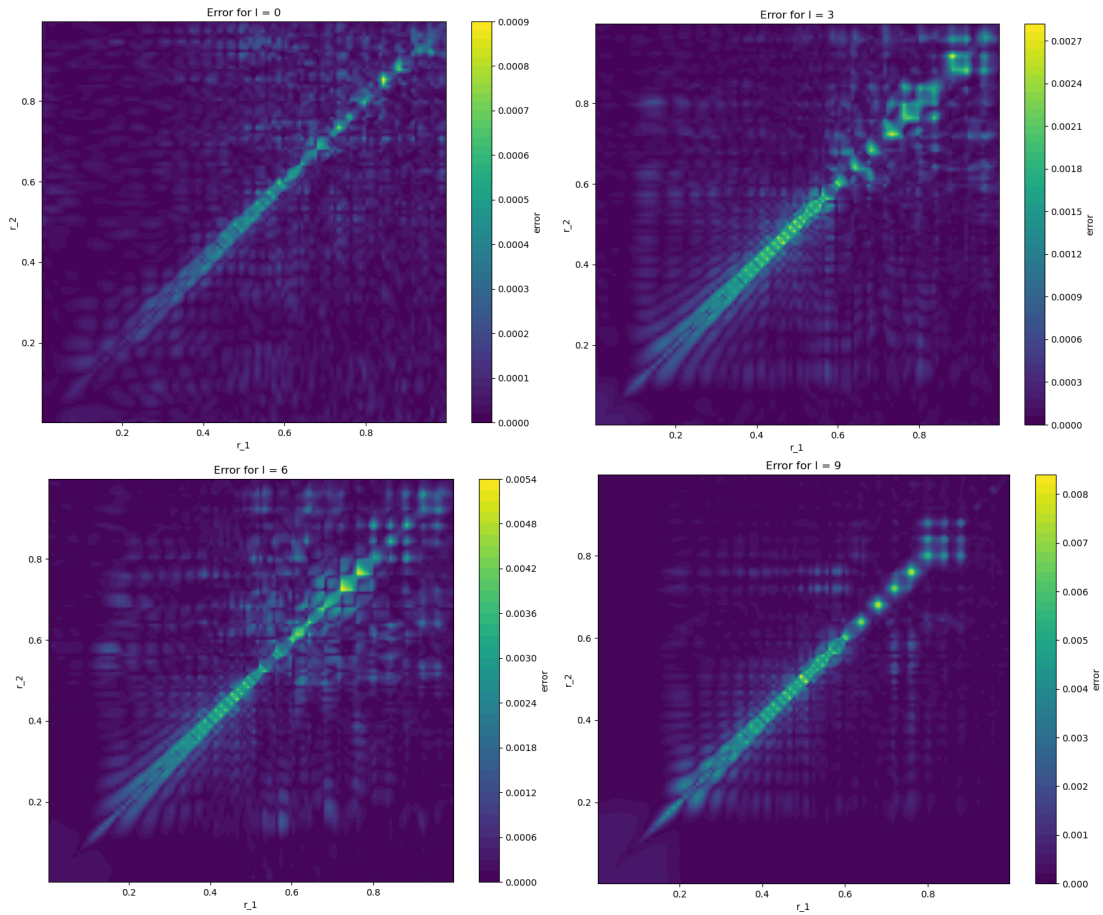


Figure 3: Interpolation error for different ℓ

Table 2 summarizes the errors associated with various Gaussian quadrature points, selected after coordinate transformation, along with different neural network parameters. In our experiments, the first part of the parameter column in Table 2 specifies the grid

parameters in the radial direction (r). For example, “ 4×25 ” indicates that the interval $[0, 1]$ is divided into 25 subintervals, with four Gaussian nodes placed within each interval. In the θ and φ directions, the intervals $[0, \pi]$ and $[0, 2\pi]$ are divided into 10 and 20 subintervals, respectively, with each interval using the same number of Gaussian nodes as specified for the radial direction.

In Table 2, the parameter p denotes the rank of the TNN structure. The first two rows of the table provide details on the number of layers in the neural network along the r , θ , and φ directions. As previously mentioned, we approximate the term $\int_D \frac{\Psi^2}{r_{12}} dD$ using spherical harmonic expansion. Given that this series is infinite, we truncate it to a finite number of terms for computing the final ground state energy. The parameter n represents the number of truncation terms used in the spherical harmonic expansion, as defined in (5.8). The activation function employed is the tanh function.

For the helium atom calculations, we utilized the Adam optimizer with a learning rate of 1×10^{-4} and trained over 1,500,000 steps. The term $\text{Error}_{\text{lowest}}$ represents the relative error between the minimum ground state energy achieved during optimization and the known standard value. $\text{Error}_{\text{best}}$ denotes the relative error of the ground state energy that is closest to the standard value obtained during optimization. $\text{Error}_{\text{average}}$ refers to the average loss values computed over three intervals: 300,000 steps, 300,000 steps, and 100,000 steps, centered around the epoch with the best test error.

Table 2: Ground state energy error of He

	FNN _{r}	FNN _{θ}	FNN _{φ}
	(1,30,30,50)	(1,20,20,50)	(1,20,20,50)
Parameters	$\text{Error}_{\text{lowest}}$	$\text{Error}_{\text{best}}$	$\text{Error}_{\text{average}}$
$4 \times 25, p = 50, n = 20$	3.356093833168120E-05	-3.559429939675050E-10	4.082875081367040E-07
$8 \times 20, p = 50, n = 30$	1.329360227686580E-05	2.336020701329850E-09	4.206106945562550E-06
$8 \times 20, p = 50, n = 20$	8.938809036191620E-06	1.714849308980520E-09	1.164228948335800E-08

Note that in the above three training processes with a learning rate of $1e-4$, after enough steps, the ground state energy will fluctuate around the standard value with an amplitude of $1e-5$. However, after taking the mean value, it can be seen from the above experiments that our calculation results still have a high accuracy.

In order to obtain accurate results, we adopt the strategy of reducing the learning rate to stabilize the approximate energies. The grid parameters in the r direction is $8 \times 20, p = 50, n = 80$. Activation function remains the tanh function. We use the Adam optimizer to train 1,100,000 steps at a learning rate of $1e-04$, with this number of steps chosen based on the observed oscillations and fluctuations. Subsequently, we train for 50,000 steps at learning rates of $1e-6, 1e-7,$ and $1e-8$, followed by 150,000 steps at $1e-9, 1e-10,$ and $1e-11$. Finally, the LBFGS optimizer is employed for 300,000 steps to

achieve the final result. In Figure 4, we plot the loss and log(error) as the epoch changes, where error is the relative error of approximate energy compared to the standard value. As shown in Figure 4, the stability of the loss greatly improves after decreasing the learning rate, ultimately reaching a convergence value with the LBFGS optimizer. The final approximate ground state energy is **-2.903724133801756**, with a relative error of **8.37696586e-08** [20].

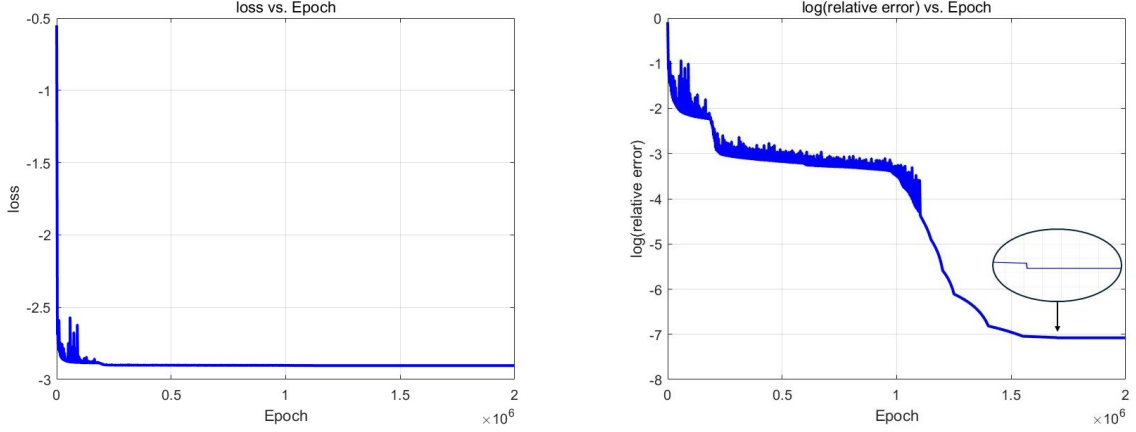


Figure 4: Results for He

6.3 Numerical experiments on lithium atom

For the lithium atom, the Schrödinger equation in Cartesian coordinates is given by:

$$-\frac{1}{2}\Delta\Psi - \frac{3\Psi}{r_1} - \frac{3\Psi}{r_2} - \frac{3\Psi}{r_3} + \frac{\Psi}{r_{12}} + \frac{\Psi}{r_{13}} + \frac{\Psi}{r_{23}} = E\Psi, \quad (6.1)$$

where $\Psi = \Psi(x_1, y_1, z_1, x_2, y_2, z_2, x_3, y_3, z_3)$.

In numerical computations, we truncate the integration domain to a bounded region $D \subset \mathbb{R}^9$, which in spherical coordinates is denoted as $\hat{D} = [0, 12]^3 \times [0, \pi]^3 \times [0, 2\pi]^3$. As with the helium atom case, we perform a coordinate transformation in the r direction, mapping $[0, 12]^2$ into $[0, 1]^2$. Thus for $r_i = s \cdot t_i$ with $s = 12$, we have $\bar{D} = [0, 1]^2 \times [0, \pi]^2 \times [0, 2\pi]^2$, and the variational principle is

$$E_1 = \inf_{\Psi} \frac{\frac{1}{2} \int_{\bar{D}} |\nabla\Psi|^2 dx - 3 \int_{\bar{D}} s \left(\frac{1}{r_1} + \frac{1}{r_2} + \frac{1}{r_3} \right) \Psi^2 dx + \int_{\bar{D}} s \left(\frac{1}{r_{12}} + \frac{1}{r_{13}} + \frac{1}{r_{23}} \right) \Psi^2 dx}{\int_{\bar{D}} s^2 \Psi^2 dx},$$

where $\Psi = \Psi(r_1, \theta_1, \varphi_1, r_2, \theta_2, \varphi_2, r_3, \theta_3, \varphi_3) = \Psi(s \cdot t_1, \theta_1, \varphi_1, s \cdot t_2, \theta_2, \varphi_2, s \cdot t_3, \theta_3, \varphi_3)$.

Unlike the helium atom, the anti-symmetry property of lithium is ensured by incorporating penalty terms into the loss function. Thus we use the following loss function

$$L[\Psi] = \frac{\langle \Psi | \hat{H} | \Psi \rangle}{\langle \Psi | \Psi \rangle} + k \cdot \frac{\langle T_{12} \Psi | \Psi \rangle}{\langle \Psi | \Psi \rangle}, \quad (6.2)$$

where

$$\begin{aligned}
\langle T_{12}\Psi|\Psi\rangle &= \sum_{j=1}^p \sum_{i=1}^p \int_0^{12} r_1^2 \phi_{r_1,i}(r_1) \phi_{r_2,j}(r_1) dr_1 \int_0^{12} r_2^2 \phi_{r_1,i}(r_2) \phi_{r_2,j}(r_2) dr_2 \\
&\int_0^{12} r_3^2 \phi_{r_3,i}(r_3) \phi_{r_3,j}(r_3) dr_3 \int_0^\pi \sin \theta_1 \phi_{\theta_1,i}(\theta_1) \phi_{\theta_2,j}(\theta_1) d\theta_1 \\
&\int_0^\pi \sin \theta_2 \phi_{\theta_1,i}(\theta_2) \phi_{\theta_2,j}(\theta_2) d\theta_2 \int_0^\pi \sin \theta_3 \phi_{\theta_3,i}(\theta_3) \phi_{\theta_3,j}(\theta_3) d\theta_3 \\
&\int_0^{2\pi} \phi_{\varphi_1,i}(\varphi_1) \phi_{\varphi_2,j}(\varphi_1) d\varphi_1 \int_0^{2\pi} \phi_{\varphi_1,i}(\varphi_2) \phi_{\varphi_2,j}(\varphi_2) d\varphi_2 \\
&\int_0^{2\pi} \phi_{\varphi_3,i}(\varphi_3) \phi_{\varphi_3,j}(\varphi_3) d\varphi_3.
\end{aligned} \tag{6.3}$$

In our experiment, we initially choose the penalty parameter as $k = 100$. For the lithium atom calculation, we utilized the Adam optimizer with a learning rate of $1e-4$ and trained for 300,000 steps. During the training process, the anti-symmetry of the lithium atom is enforced by adding a penalty term to the loss function, which introduce some instability due to optimization challenges. To achieve more accurate results, we adopt a strategy of reducing the learning rate and adjusting the hyperparameter k to 10,000. Although this requires more time, it significantly improves the precision of the anti-symmetry term, enhancing the stability of the calculations. The grid parameters in the r direction are set to 8×25 , with the rank parameter of TNN being $p = 50$ and the truncation number $n = 140$. The activation function remains the tanh function. Using the Adam optimizer, we trained for 1,050,000 steps at a learning rate of $1e-06$, followed by 250,000 steps at $1e-08$, 150,000 steps at $1e-10$, and finally 500,000 steps at $1e-12$.

Subsequently, we use the LBFGS optimizer for additional 300,000 steps to obtain the final result. In Figure 5, we plot the loss and $\log(\text{error})$ against the number of epochs, where error represents the relative error of the approximate energy compared to the standard value. From Figure 5, we can see that although the ground state energy loss increased slightly after changing the hyperparameter k , the stability of the loss improves significantly after reducing the learning rate. The loss eventually converges, maintaining high precision for the anti-symmetry term after training with LBFGS. The final approximate ground state energy is **-7.4780545032264572**, with a relative error of **7.77846092e-07** [22].

6.4 Numerical experiments on hydrogen molecule

The hydrogen molecule (H_2) consists of two positively charged hydrogen atoms, each contributing one electron to form a shared electron pair. The Hamiltonian operator \hat{H} for the hydrogen molecule can be expressed in the following form

$$\hat{H} = -\frac{1}{2} \sum_{i=1}^2 \Delta_i - \frac{1}{2} \sum_{j=1}^2 \Delta_j - \frac{1}{r_{12}} - \sum_{j=1}^2 \left(\frac{1}{r_{j1}} + \frac{1}{r_{j2}} \right) + \frac{1}{r_{ab}}, \tag{6.4}$$

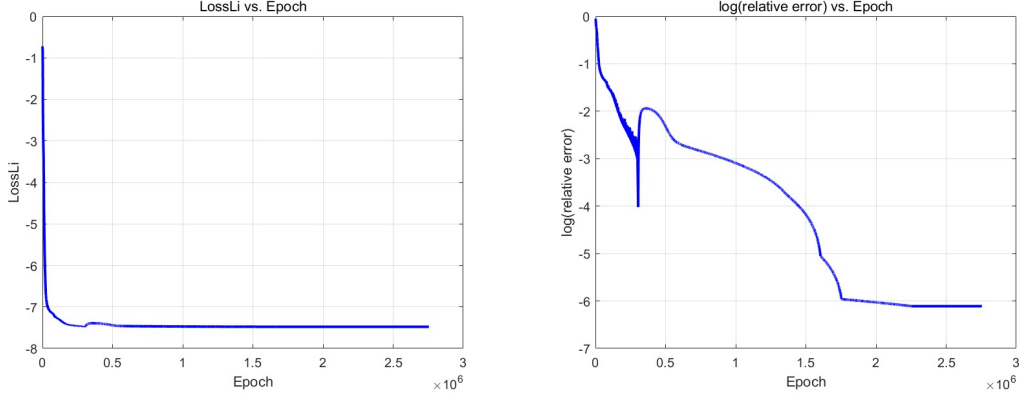


Figure 5: Results for Li

where Δ_i and Δ_j are the Laplacian operators for the electrons and nuclei, respectively; r_{12} is the distance between the two electrons; r_{j1} and r_{j2} are the distances between the electrons and the nuclei; and r_{ab} is the distance between the two nuclei. In (6.4), the first term represents the kinetic energy of the electrons, the second term represents the kinetic energy of the nuclei, the third term denotes the electron-electron repulsion, the fourth and fifth terms account for the electron-nucleus attractions, and the last term represents the nucleus-nucleus repulsion, with r_{ab} fixed at 1.4 bohr.

Similar to the calculations for helium and lithium atoms described above, we can also formulate the hydrogen molecule as an optimization problem aimed at minimizing the loss function using TNNs. In the optimization process for the hydrogen molecule, we select 8×20 Gaussian nodes in the r direction, 8×30 nodes in the θ direction, and 8×60 nodes in the ψ direction. The sizes of TNN are set to $[1, 30, 30, 50]$ and $[1, 20, 20, 50]$, respectively. The spherical harmonics expansion is truncated at $n = 60$. Due to observed oscillations with the Adam optimizer during the optimization process, we employ a progressively decreasing learning rate approach to achieve higher precision, with final convergence performed using the LBFGS optimizer. Unlike the helium and lithium atoms, the optimization of the hydrogen molecule is significantly affected by a large proportion of singular terms. As a result, the Galerkin method-based loss function optimization is very slow. To address this, we introduce the Ritz form of the least-squares method. From a mathematical point of view, this can be understood as first using neural network optimization to identify a larger subspace, followed by applying the least-squares method to search for the extremum within this initialized subspace.

Using the Adam optimizer, we trained for 447,500 steps at a learning rate of 1×10^{-4} , with this number of steps chosen based on observed oscillations and fluctuations. We then trained for 650,000 steps at a learning rate of 1×10^{-6} , followed by 1,400,000 steps at 1×10^{-7} using the Galerkin method, 2,900,000 steps at 1×10^{-7} using the Ritz method, 500,000 steps at 1×10^{-9} using the Ritz method, and finally 900,000 steps at 1×10^{-11} using the Ritz method. The LBFGS optimizer was then employed to obtain the final result. In Figure 6, we plot the loss and $\log(\text{error})$ as the epochs changing, where error is

the relative error of the approximate energy compared to the standard value. As shown in Figure 6, the stability of the loss significantly is improved after decreasing the learning rate, ultimately reaching a convergence value after using LBFGS. The final approximate ground state energy is -1.1744752290871725 , with a relative error of $4.13063311e-7$ [28].

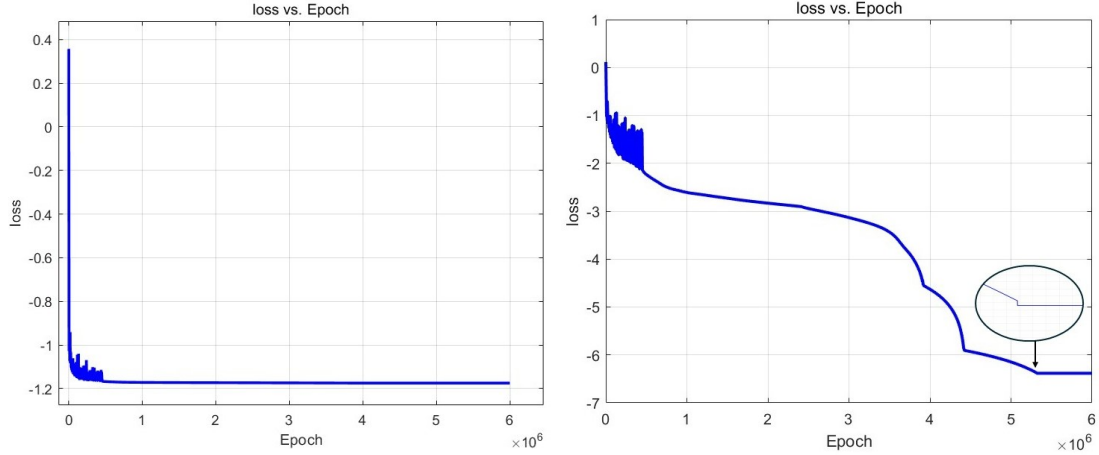


Figure 6: Result for H_2

7 Conclusions

The aim of this paper is to propose a machine learning method to address one of the most significant high-dimensional problem: the Schrödinger equation. The main contribution of this work is the first-time application of the TNN structure to solve the Schrödinger equation, along with the corresponding machine learning methodology.

Based on the high accuracy and high efficiency quadrature scheme for the TNN structure, we design the TNN interpolation and TNN expansion methods for Coulomb potential terms. Additionally, we incorporate anti-symmetric penalty terms in the form of the inner product to satisfy Pauli exclusion principle. Experimental results demonstrate that the proposed TNN-based machine learning method can effectively solve the ground state of many-electron systems while maintaining manageable computational complexity. Furthermore, we report preliminary work on computing the ground state molecular structures of two diatomic molecules to further illustrate the efficacy of TNN in solving Schrödinger equations, providing a novel perspective for bond length calculations.

It is noteworthy that, due to the high accuracy of high-dimensional integration of TNN functions, the multiple energy levels of small particle systems, such as helium atoms, lithium atoms, and hydrogen molecules, can be readily computed [34].

Based on the analysis and numerical experiments presented in this paper, we believe that the TNN method holds significant potential for solving more complex Schrödinger equations. In future work, a broader range of electronic systems should be considered to

evaluate the performance of TNN on Schrödinger equations. Additionally, some methodological details require further refinement. First, we should explore the application of the Slater determinant method to address the anti-symmetry property, aiming for more stable and accurate results. Second, we will also consider the excited states of Schrödinger equations, utilizing a similar approach in [34].

References

- [1] G. Arfken and H. J. Weber, *Mathematical Methods for Physicists*, Orlando, 1985.
- [2] R. E. Bellman, *Dynamic programming*, princeton, NJ: Princeton University Press, 1957.
- [3] M. Born and W. Heisenberg, Zur quantentheorie der molekeln, In *Original Scientific Papers Wissenschaftliche Originalarbeiten*, pages 216–246. Springer, 1985.
- [4] M. Daneker, Z. Zhang, G. E. Karniadakis and L. Lu, Systems biology: Identifiability analysis and parameter identification via systems-biology informed neural networks, arXiv:2202.01723, 2022.
- [5] P. A. M. Dirac, Quantum mechanics of many-electron systems, *Proceedings of the Royal Society of London, Series A, Containing Papers of a Mathematical and Physical Character*, 123(792) (1929), 714–733.
- [6] W. E, Machine learning and computational mathematics, *Communications in Computational Physics*, 28(5) (2020), 1639–1670.
- [7] W. E and B. Yu, The deep Ritz method: a deep learning-based numerical algorithm for solving variational problems, *Communications in Mathematics and Statistics*, 6(1) (2018), 1–12.
- [8] W. C. Ermler, R. S. Mulliken and A. C. Wahl, Molecular orbital correlation diagrams for He_2 , He_2^+ , N_2 , N_2^+ , CO , and CO^+ , *The Journal of Chemical Physics*, 66(7) (1977), 3031–3038.
- [9] W. M. C. Foulkes, L. Mitas, R. J. Needs and G. Rajagopal, Quantum Monte Carlo simulations of solids, *Reviews of Modern Physics*, 73(1) (2001), 33.
- [10] J. Han, A. Jentzen and W. E, Overcoming the curse of dimensionality: Solving high-dimensional partial differential equations using deep learning, arXiv:1707.02568, 2017.
- [11] J. Han, L. Zhang and W. E, Solving many-electron Schrödinger equation using deep neural networks, *Journal of Computational Physics*, 399 (2019), 108929.

- [12] J. Hermann, Z. Schätzle and F. Noé, Deep-neural-network solution of the electronic Schrödinger equation, *Nature Chemistry*, 12(10) (2020), 891–897.
- [13] K. Hornik, M. Stinchcombe and H. White, Multilayer feedforward networks are universal approximators, *Neural networks*, 2(5) (1989), 359–366.
- [14] K. Hornik, M. Stinchcombe and H. White, Universal approximation of an unknown mapping and its derivatives using multilayer feedforward networks, *Neural networks*, 3(5) (1990), 551–560.
- [15] Z. Hu, K. Shukla, G. E. Karniadakis and K. Kawaguchi, Tackling the curse of dimensionality with physics-informed neural networks, *Neural Networks*, 176 (2024), 106369.
- [16] R. D. Johnson III, CCCBDB computational chemistry comparison and benchmark database, NIST Standard Reference Database, 101, 1999.
- [17] T. Kao, J. Zhao and L. Zhang, pETNNs: partial evolutionary tensor neural networks for solving time-dependent partial differential equations, arXiv:2403.06084v1, 2024.
- [18] D. P. Kingma and J. Ba, Adam: A method for stochastic optimization, arXiv:1412.6980, 2014.
- [19] Y. Li, Z. Lin, Y. Wang and H. Xie, Tensor neural network interpolation and its applications, arXiv:2404.07805, 2024.
- [20] H. Nakatsuji and H. Nakashima, Solving the schrödinger equation for helium atom and its isoelectronic ions with the free iterative complement interaction (ici) method, *Chem. Phys.*, 127 (2007), 224104.
- [21] W. Pauli, Über den zusammenhang des abschlusses der elektronengruppen im atom mit der komplexstruktur der spektren, *Zeitschrift für Physik*, 31(1) (1925), 765–783.
- [22] D. Pfau, S. Axelrod, H. Sutterud, I. von Glehn and J. S. Spencer, Accurate computation of quantum excited states with neural networks, *Science*, 385 (2024), 6711.
- [23] D. Pfau, J. S. Spencer, A. G. D. G. Matthews and W. M. C. Foulkes, Ab initio solution of the many-electron Schrödinger equation with deep neural networks, *Physical Review Research*, 2(3) (2020), 033429.
- [24] J. A. Pople and R. K. Nesbet, Self-consistent orbitals for radicals, *The Journal of Chemical Physics*, 22(3) (1954), 571–572.
- [25] M. Raissi, P. Perdikaris and G. E. Karniadakis, Physics-informed neural networks: A deep learning framework for solving forward and inverse problems involving nonlinear partial differential equations, *Journal of Computational physics*, 378 (2019), 686–707.

- [26] C. C. J. Roothaan, Self-consistent field theory for open shells of electronic systems, *Reviews of Modern Physics*, 32(2) (1960), 179–185.
- [27] R. A. Ryan, *Introduction to Tensor Products of Banach spaces*, volume 73. Springer, 2002.
- [28] J. S. Sims and S. A. Hagstrom, High precision variational calculations for the born-oppenheimer energies of the ground state of the hydrogen molecule, *Chem. Phys.*, 124(9) (2006), 94101.
- [29] J. C. Slater, Note on Hartree’s method, *Physical Review*, 35(2) (1930), 210.
- [30] C. Urdaneta, A. L. -Cabrerizo, J. Liévin, G. C. Lie and E. Clementi, Gaussian functions in hylleraas-CI calculations. I. Ground state energies for H_2 , HeH^+ , and H_3^+ , *The Journal of chemical physics*, 88(3) (1988), 2091–2093.
- [31] A. Veillard and E. Clementi, Correlation energy in atomic systems. v. degeneracy effects for the second-row atoms, *The Journal of Chemical Physics*, 49(5) (1968), 2415–2421.
- [32] T. Wang, Z. Hu, K. Kawaguchi, Z. Zhang and G. E. Karniadakis, Tensor neural networks for high-dimensional Fokker-Planck equations, arXiv:2404.05615v1, 2024.
- [33] Y. Wang, P. Jin and H. Xie, Tensor neural network and its numerical integration, arXiv:2207.02754, 2022.
- [34] Y. Wang and H. Xie, Computing multi-eigenpairs of high-dimensional eigenvalue problems using tensor neural networks, *J. Comput. Phys.*, 506 (2024), 112928 (arXiv:2305.12656, 2023).