

Task Formulation Matters When Learning Continually: A Case Study in Visual Question Answering

Mavina Nikandrou¹, Lu Yu^{2*}, Alessandro Suglia¹, Ioannis Konstas¹, Verena Rieser¹

¹ Heriot-Watt University, Edinburgh, United Kingdom

² Tianjin University of Technology, Tian jin, China

{mn2002, A.Suglia, I.Konstas, V.T.Rieser}@hw.ac.uk, luyu@email.tjut.edu.cn

Abstract

Continual learning aims to train a model incrementally on a sequence of tasks without forgetting previous knowledge. Although continual learning has been widely studied in computer vision, its application to Vision+Language tasks is not that straightforward, as settings can be parameterized in multiple ways according to their input modalities. In this paper, we present a detailed study of how different settings affect performance for Visual Question Answering. We first propose three plausible task formulations and demonstrate their impact on the performance of continual learning algorithms. We break down several factors of task similarity, showing that performance and sensitivity to task order highly depend on the shift of the output distribution. We also investigate the potential of pretrained models and compare the robustness of transformer models with different visual embeddings. Finally, we provide an analysis interpreting model representations and their impact on forgetting. Our results highlight the importance of stabilizing visual representations in deeper layers.

1 Introduction

The current paradigm to approach Vision+Language (V+L) tasks is to pretrain large-scale models, which are then finetuned and evaluated on independent and identically distributed (i.i.d.) data. In practice, the i.i.d. assumption does not hold: New data becomes available over time, which often results in a shift in data distribution. One solution is to continuously adapt an existing model via finetuning. However, this will lead to catastrophic forgetting, i.e. significant performance degradation on previous data (McCloskey and Cohen, 1989; Ratcliff, 1990). Continual learning provides a counterpart to i.i.d. learning: It defines a class of algorithms aiming at incremental learning with minimal forgetting.

* Work done at Heriot-Watt University.

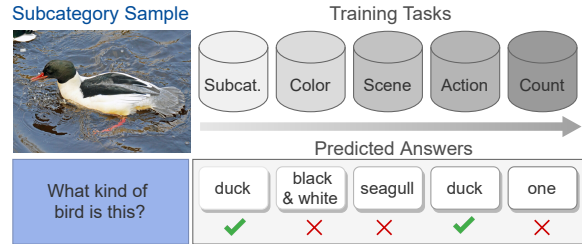


Figure 1: Predicted answers as the model continuously learns a sequence of tasks corresponding to different question types. Catastrophic forgetting causes incorrect predictions for preceding tasks.

This line of work becomes increasingly relevant given the financial and environmental costs of (re-)training large models (Strubell et al., 2019; Bender et al., 2021), and the limited generalization of static models (Lazaridou et al., 2021).

While continual learning is widely studied in the computer vision community, its use within V+L problems remains under-explored. One challenge for applying continual learning to tasks like Visual Question Answering (VQA) is the lack of an agreed task definition: Computer vision tasks, like image classification, often fit in “clear-cut” task, class, or domain incremental settings (Van de Ven and Tolias, 2019). This simplification is not always suitable. First, it rarely holds in real-world scenarios (Mi et al., 2020). Second, it is unsuitable for V+L tasks, which can be parameterized in various ways according to their different modalities. For example, task definitions for VQA can either be based on the language reasoning skills (as defined by the question type, cf. Figure 1) or the visual concepts in the images (Whitehead et al., 2021). Each of these perspectives reflects a different real-world requirement: New data might be collected with the intention of expanding the question types or domains to which a VQA system is applied. Similarly, output spaces are not exclusive. For example, counting questions are applicable to any visual do-

main, while binary questions can require different reasoning skills.

In this work, we provide an in-depth study of task design for Visual Question Answering (VQA) and its impact when combining pretrained V+L models with continual learning approaches. We introduce three continual learning settings based on the VQA-v2 dataset (Goyal et al., 2017). Across these settings, we evaluate several regularization and memory-based continual learning methods. Our results confirm that algorithmic performance is highly dependent on task design, order, and similarity, which is in-line with findings for image classification (Van de Ven and Tolia, 2019; Yoon et al., 2020; Delange et al., 2021). We also investigate the potential of pretrained models and their ability to generalize to unseen tasks in the CL setting. Our results show that although pretrained representations are more robust than when learning from scratch, they are still subject to catastrophic forgetting.

In addition, we perform a detailed analysis that relates the amount of forgetting to task similarity as measured by input embeddings and output distribution. We find that incremental learning of new question types is the most challenging setting, as it shows a high divergence in answer distribution. Figure 1 provides an example where, given the question “What kind of bird is this?”, the last model in the CL task sequence predicts the incoherent answer “one”. To measure more nuanced forgetting, we propose a novel evaluation metric based on semantic similarity. In the example in Figure 1, changing the answer from “duck” to “seagull” is penalized less.

Finally, we compare two transformer-based models, which use different visual representations. We find that region features extracted from a fixed object detection model outperform representations based on image pixels. We track how representations from each modality change per layer, showing that visual representations from deeper layers are affected more prominently compared to language representations.

2 Related Work

To the best of our knowledge, this is the first work studying the impact of task formulation for continual learning in V+L models. The vast majority of continual learning studies have focused on image classification settings. For example, previous work has examined the relationship be-

tween catastrophic forgetting and different learning hyper-parameters, such as the activation function, dropout, and learning rate schedule (Goodfellow et al., 2013; Mirzadeh et al., 2020). Other work has highlighted the important role of task similarity (Ramasesh et al., 2021; Lee et al., 2021) and which properties of task sequences amplify forgetting (Nguyen et al., 2019a).

Continual learning settings are typically categorized as task, class, or domain incremental (Van de Ven and Tolia, 2019). In task and class-incremental settings, new classes are introduced over time, with the difference that task-incremental settings assume knowledge of the task identity during inference. In domain-incremental learning, tasks differ in terms of their input distributions while sharing the same output space.

Previous work on V+L continual learning has studied these settings. For example, Del Chiaro et al. (2020) and Nguyen et al. (2019b) study continual learning for domain- and class-incremental image captioning, while Jin et al. (2020) propose a more flexible setting of “soft task boundaries” for the masked phrase prediction. More recently, Srinivasan et al. (2022) released a benchmark that combines V+L task-incremental learning with multimodal and unimodal transfer. In contrast to these works, we examine the impact of task specification for V+L on performance and forgetting.

More closely related to our work, Greco et al. (2019) explore the effect of forgetting in VQA with two question types (‘Wh-’ and binary questions). Consistent with our findings, they show that task order influences forgetting and that continual learning methods can alleviate forgetting. However, their study is limited to only two tasks and does not test the impact of pretrained models, which has shown potential to mitigate forgetting (Mehta et al., 2021).

3 Settings for Continual VQA

3.1 Problem formulation

In continual learning, model parameters θ are incrementally updated as new data become available. We assume that samples from tasks $t = 1 \dots T$ arrive sequentially as $D_t = \{\mathbf{x}_i, \mathbf{y}_i\}_{i=1}^{N_t}$, where N_t is the number of data for task t . Following previous work, VQA is formulated as a multi-label classification problem with soft targets \mathbf{y}_i (Anderson et al., 2018). Starting from parameters θ_{t-1} of the previous model, the updated parameters θ_t are obtained by training on the new data D_t . Some approaches

Setting	Task	Train	Val	Test	Classes
Diverse	Group 1	44254	11148	28315	2259
	Group 2	39867	10202	22713	1929
	Group 3	37477	9386	23095	1897
	Group 4	35264	8871	21157	2165
	Group 5	24454	6028	14490	1837
Taxonomy	Animals	37270	9237	22588	1378
	Food	26191	6612	15967	1419
	Interior	43576	11038	26594	2143
	Sports	32885	8468	19205	1510
	Transport	41394	10280	25416	2009
Question	Action	18730	4700	11008	233
	Color	34588	8578	21559	92
	Count	38857	9649	23261	42
	Scene	25850	6417	14847	170
	Subcategory	22324	5419	13564	659

Table 1: Statistics per task within each setting.

also use a memory M_t containing a subset of samples from previous tasks, e.g. D_1, \dots, D_{t-1} . In our setup, all tasks share a common output head which is extended with new classes from each task. This allows inference to be task-agnostic but creates a more challenging setting than multi-head learning where separate heads are learned for each task (Hussain et al., 2021). At the end of the training sequence, the objective is to achieve strong performance across all tasks observed so far. This objective encloses two challenges: 1) minimizing catastrophic forgetting of tasks seen earlier in training, 2) facilitating positive transfer to improve performance on new tasks (Hadsell et al., 2020).

3.2 Task settings

We define three continual learning settings for VQA based on different task definitions D_t , as summarized in Table 1. Two of these settings are based on visual object categories, see Subsection 3.2.1 and one setting is motivated by language capabilities, see Subsection 3.2.2. Concurrent work (Lei et al., 2022) has followed a similar definition of continual learning settings for VQA. However, our work focuses on understanding how differences in task definitions affect the difficulty of the continual learning problem. We study this problem from the point of view of both the downstream performance as well as the quality of the learned representations. This is in line with work on holistic evaluation frameworks for grounded language learning (Suglia et al., 2020).

3.2.1 Visual Settings

We design two settings based on visual object categories, which correspond to expanding the domain

on which the VQA system is applied to. We take advantage of the fact that images in the VQA-v2 dataset originate from the COCO dataset (Lin et al., 2014) which provides object-level image annotations. Following previous work in image captioning (Del Chiaro et al., 2020), we organize 50 object categories into five groups. Images with objects from multiple groups are discarded in order to create clean task splits D_t – resulting in a total of 181K train, 45K validation, and 110K test samples.

For the first setting, *Diverse Domains*, tasks are defined by grouping the object categories randomly. Each task is assigned a balanced count of 10 distinct objects resulting in five tasks. This type of setting corresponds to common practice of continual learning research within computer vision (Rebuffi et al., 2017; Lomonaco and Maltoni, 2017), and reflects a real-world scenario where sequential data do not necessarily follow a taxonomy.

The second setting, *Taxonomy Domains* groups objects based on their common super-category as in (Del Chiaro et al., 2020). This results in five tasks: Animals, Food, Interior, Sports, and Transport. Note that the number of object classes per task under this definition is unbalanced since splits depend on the size of the super-category. More details on each task can be found in Appendix A.

3.2.2 Language Setting

We create a third setting *Question Types*, where each task corresponds to learning to answer a different category of questions. We use a classification scheme developed by Whitehead et al. (2021) to form a sequence of five tasks: Count, Color, Scene-level, Subcategory, and Action recognition. The splits for Count, Color, and Subcategory questions are obtained from Whitehead et al. (2021). We create two additional tasks from the remaining questions. In particular, we cluster question embeddings from Sentence-BERT (Reimers and Gurevych, 2019)¹ so that each cluster has at least 15 questions and a minimum cosine similarity of 0.8 between all embeddings. We annotate clusters as ‘scene’, ‘action’ or ‘irrelevant’ question types. Based on a seed of 10K annotated questions, we retrieve all other questions with similarity above 0.8 and label them using the K-nearest neighbor algorithm ($K = 5$). Question Types have a total of 140K train, 35K validation and 84K test samples

¹We use the ‘all-MiniLM-L6-v2’ model and Fast Clustering algorithm from the sentence-transformers package (<https://www.sbert.net/>).

(cf. Table 1). Common question words and answers per task are presented in the Appendix (Figure 9).

4 Experimental Framework

4.1 Models

In our experiments, we use two single-stream transformer models, UNITER-base (Chen et al., 2020) and ViLT-base (Kim et al., 2021) that differ in terms of how images are embedded at the input level. UNITER relies on region features extracted from a frozen pretrained object detector, while ViLT directly embeds image patches. Both models are pretrained on the same data that include among others in-domain images for VQA-v2, i.e. COCO captions (Lin et al., 2014).

4.2 Continual Learning Methods

We benchmark common continual learning algorithms, including regularization- and replay-based approaches. We investigate two regularization-based approaches: *Learning without Forgetting* (LwF) (Li and Hoiem, 2018), which uses knowledge distillation (Hinton et al., 2015) in order to retain knowledge from previous tasks, and *Elastic Weight Consolidation* (EWC) (Kirkpatrick et al., 2017). The EWC regularization term discourages big changes of parameters that were important for previous tasks, where importance is approximated using the Fisher information matrix.

We apply three types of replay approaches that allow access to a memory of past samples. *Experience Replay* (ER) (Chaudhry et al., 2019b) is the most straightforward approach, as it samples training data from both the current task and memory at each training step. *Average Gradient Episodic Memory* (A-GEM) (Lopez-Paz and Ranzato, 2017; Chaudhry et al., 2019a) utilizes the memory of past data to ensure that gradient updates on past and new data are aligned.

We also experiment with a baseline Pseudo-Replay method for the Question Types setting. Instead of storing raw data from previous tasks, we use a data augmentation method, inspired by (Kafle et al., 2017; Kil et al., 2021). When training on task t , we augment the data D_t by retrieving past questions based on their shared detected objects classes. For example, if an elephant is detected on the current picture, we retrieve a past question about an elephant. We then use the previous model $f_{\theta_{t-1}}$ to generate a distribution $\tilde{y} = f_{\theta_{t-1}}(\tilde{x})$ which serves as soft targets for the new sample \tilde{x} . By not stor-

ing the original answers, we address privacy and efficiency concerns of replay approaches (Van de Ven and Tolias, 2018; Delange et al., 2021).

4.3 Evaluation Metrics

After training on task t , we compute the VQA accuracy $A_{t,i}$ on data from the previous task i . We report the macro-average accuracy at the end of the training sequence: $A = \frac{1}{T} \sum_{i=1}^T A_{T,i}$. Following Riemer et al. (2019), we report the learned accuracy LA = $\frac{1}{T} \sum_{i=1}^T A_{i,i}$, which measures the ability to learn the new task i . We also compute backward transfer BWT = $\frac{1}{T-1} \sum_{i=1}^{T-1} A_{T,i} - A_{i,i}$ (Lopez-Paz and Ranzato, 2017), that captures the impact of catastrophic forgetting.

In addition, we introduce a new metric, we term *semantic backward transfer* (SBWT), that weights backward transfer with the cosine distance of the predicted answer embeddings. The motivation for this metric is simply that some incorrect answers are worse than others. Consider the example in Figure 1, where the ground truth is ‘duck’. After training on subsequent tasks, the sample gets misclassified as ‘seagull’ which might have a milder impact on the downstream application than completely unsuited answers such as ‘black and white’ or ‘one’. More detailed examples are provided in the Appendix Table 10.

For each sample $j = 1 \dots, N$ of task i , we measure the accuracy difference $\Delta_j^{T,i}$ of the answers predicted by the T -th and i -th models and weigh it by cosine distance of the two answer embeddings e_{Tj} and e_{ij} . The final SBWT is computed as :

$$\text{SBWT} = \frac{1}{T-1} \sum_{i=1}^{T-1} S_{T,i} \quad (1)$$

where $S_{T,i}$ is the average weighted accuracy difference for task i :

$$S_{T,i} = \frac{1}{N} \sum_{j=1}^N (1 - \cos(e_{Tj}, e_{ij})) \cdot \Delta_j^{T,i} \quad (2)$$

In our implementation, we use averaged 300-dimensional GloVE embeddings (Pennington et al., 2014), since most answers are single words.

4.4 Experimental Setup

We follow a single head setting to allow for task-agnostic inference but assume knowledge of task boundaries during training. Unless stated otherwise, memory-based approaches store 500 randomly selected samples per past task. For further implementation details, please refer to Appendix B.

		w/o Pretraining				w/ Pretraining			
Split	Method	Accuracy	LA	BWT	SBWT	Accuracy	LA	BWT	SBWT
Diverse	Fixed Model	41.60 ± 0.84	-	-	-	57.38 ± 0.83	-	-	-
	Finetuning	49.64 ± 0.78	56.69 ± 0.28	-8.80 ± 0.89	-5.35 ± 0.61	64.59 ± 0.56	67.77 ± 0.22	-3.97 ± 0.59	-1.93 ± 0.39
	LwF	50.70 ± 0.56	54.67 ± 0.42	-4.96 ± 0.29	-2.89 ± 0.17	65.23 ± 0.42	67.62 ± 0.25	-3.02 ± 0.44	-1.50 ± 0.28
	AGEM	51.56 ± 0.78	56.72 ± 0.30	-6.45 ± 0.87	-3.84 ± 0.60	65.65 ± 0.85	67.72 ± 0.30	-2.60 ± 0.71	-1.22 ± 0.38
	EWC	52.05 ± 0.30	56.49 ± 0.22	-5.55 ± 0.60	-3.12 ± 0.40	66.26 ± 0.55	67.58 ± 0.27	-1.65 ± 0.45	-0.67 ± 0.29
	ER	54.36 ± 0.33	56.31 ± 0.51	-2.45 ± 0.49	-1.42 ± 0.26	66.66 ± 0.50	67.55 ± 0.23	-1.11 ± 0.41	-0.51 ± 0.27
	Joint	60.41 ± 0.03	-	-	-	69.76 ± 0.18	-	-	-
Taxonomy	Fixed Model	39.96 ± 1.05	-	-	-	55.00 ± 0.95	-	-	-
	Finetuning	47.72 ± 0.72	57.75 ± 0.24	-12.53 ± 0.65	-8.45 ± 0.38	63.65 ± 0.63	68.77 ± 0.12	-6.40 ± 0.67	-3.89 ± 0.53
	LwF	48.05 ± 0.24	55.25 ± 0.27	-9.00 ± 0.38	-6.13 ± 0.44	64.83 ± 0.50	68.73 ± 0.17	-4.88 ± 0.69	-2.88 ± 0.43
	AGEM	50.51 ± 0.66	57.80 ± 0.25	-9.10 ± 0.79	-5.77 ± 0.55	66.52 ± 0.34	68.86 ± 0.12	-2.92 ± 0.50	-1.63 ± 0.33
	EWC	52.17 ± 0.54	57.49 ± 0.19	-6.65 ± 0.44	-4.33 ± 0.28	67.70 ± 0.29	68.57 ± 0.16	-1.09 ± 0.33	-0.62 ± 0.19
	ER	54.60 ± 0.14	57.67 ± 0.28	-3.84 ± 0.42	-2.38 ± 0.27	66.76 ± 0.16	68.61 ± 0.13	-2.32 ± 0.16	-1.22 ± 0.10
	Joint	60.82 ± 0.02	-	-	-	70.08 ± 0.18	-	-	-
Questions	Fixed Model	18.81 ± 5.90	-	-	-	25.54 ± 8.75	-	-	-
	Finetuning	23.30 ± 8.83	65.24 ± 0.42	-52.42 ± 10.88	-39.86 ± 12.08	48.81 ± 5.56	72.94 ± 0.20	-30.17 ± 7.07	-22.43 ± 7.02
	LwF	26.23 ± 8.56	60.69 ± 1.43	-43.08 ± 11.22	-34.32 ± 9.94	46.61 ± 3.95	72.06 ± 0.44	-31.82 ± 5.42	-25.13 ± 5.35
	AGEM	50.73 ± 1.92	65.38 ± 0.56	-18.31 ± 3.04	-10.02 ± 1.39	68.30 ± 0.74	72.96 ± 0.24	-5.83 ± 1.08	-2.95 ± 0.63
	EWC	36.77 ± 5.01	49.05 ± 3.82	-15.35 ± 5.85	-11.76 ± 5.41	66.77 ± 3.54	70.03 ± 1.03	-4.08 ± 3.58	-2.62 ± 2.28
	ER	59.54 ± 0.32	65.09 ± 0.52	-6.93 ± 0.71	-3.50 ± 0.35	69.18 ± 0.38	72.82 ± 0.22	-4.56 ± 0.56	-1.82 ± 0.34
	Joint	66.35 ± 0.24	-	-	-	72.54 ± 0.15	-	-	-

Table 2: Results from VQA Incremental Learning. We report the average and standard deviation over five random task orders. LA: Learned Accuracy, BWT: Backward Transfer, SBWT: Semantic Backward Transfer.

We consider two baselines: The *Fix Model* baseline represents the generalization ability of the model across all tasks after being trained on only the first task D_1 . The vanilla *Finetuning* baseline represents the performance degradation if no measures are taken to prevent forgetting. We also report the performance of joint training on all the data simultaneously (*Joint*) as an upper bound.

5 Results

5.1 Main Results

Task Settings. Table 2 summarizes the results averaged over five task orders using the UNITER backbone. The results show an increasing difficulty for the three incremental learning task definitions, i.e. Diversity Domains < Taxonomy Domains < Question Types, which we will further investigate in Section 6.

Although Question Types has the highest Joint accuracy, naive finetuning shows poor performance: it has the lowest final accuracy and large negative BWT. The low Fixed Model accuracy suggests that tasks are dissimilar as a model trained on a single task fails to generalize.

Pretraining. Our results also confirm that pretraining leads to models that are more robust to forgetting (Mehta et al., 2021): all metrics consistently improve starting from a pretrained model. Pretraining combined with naive finetuning achieves on average 58% relative accuracy improvement over finetuning a model from scratch. Interestingly, the

pretrained Fixed Model is able to generalize reasonably well to other domains for both image-based settings, and the final Pretraining+Finetuning accuracy exceeds the Joint accuracy without pretraining. These results indicate that learning generic V+L representations via pretraining has persistent benefits. However, pretraining is insufficient for ensuring continual learning and additional strategies improve the final accuracy by 8.83% on average.

Continual Learning Methods. Among continual learning methods, LwF offers the smallest gains in terms of final accuracy and forgetting. For pretrained models in Question Types, it fails to improve the final accuracy. This can be attributed to the pseudo-labels generated using the current data becoming too noisy when the answers for the current and previous tasks differ substantially.

Pretraining+EWC achieves the highest accuracy in the Taxonomy Domains. However, when dealing with heterogeneous tasks (i.e. within Question Types) the high regularization weights, which are required to prevent forgetting, limit the model’s ability to adapt to new tasks. This is reflected in the low LA of EWC, indicating that the model struggles to learn new tasks. On the other hand, memory-based approaches have consistently high LA. AGEM performs reasonably well across settings, but is always outperformed by the straightforward ER, which shows the best performance with models trained from scratch and for the challenging setting of Question Types.

Measuring Forgetting. We compare the SBWT metric, which takes semantic similarities into account, to the standard BWT, which measures absolute forgetting. We observe some notable differences, which indicate that SBWT favors strong models that forget gradually.

For instance, EWC w/o pretraining shows lower performance and LA under the Question Types setting compared to, e.g. AGEM w/o pretraining. However, it receives a better BWT score. We make similar observations for LwF vs. AGEM in Taxonomy Domains w/o pretraining, and EWC vs. ER in Taxonomy Domains with pretraining.

Appendix 10 provides a qualitative analysis with examples from the validation set. In addition, Table 10 in the Appendix provides an example-based analysis of our suggested metric, showing that semantically similar answers have higher SBWT scores.

5.2 Experience Replay Ablation

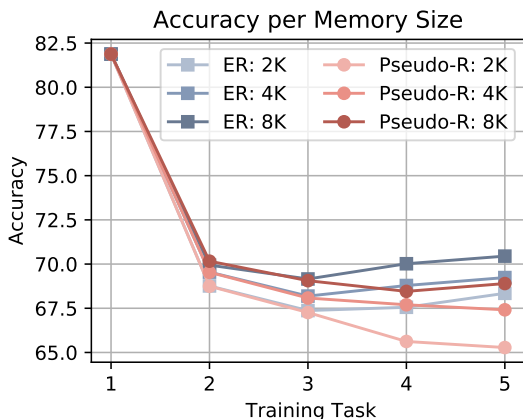


Figure 2: Average accuracy of seen tasks per memory size. Pseudo-Replay performs competitively up to the third task despite only storing questions.

The above strong performance of the straightforward replay methods suggests that more advanced strategies for selecting or generating samples representative of past tasks can yield further improvements. One promising avenue is to make Experience Relay more efficient. In general, more memory means less forgetting but at a higher computation and storage cost. We experiment with a more efficient Pseudo-Replay method which only stores past questions. Figure 2 shows the average accuracy across training for three memory sizes. At each step, we compute the average accuracy of the experienced tasks up to that point. As expected, both methods benefit from access to a larger memory. Pseudo-Replay shows comparable perfor-

mance for up to three tasks, while raw ER replay becomes more advantageous as more tasks are added. We attribute this convergence in performance to errors accumulated by pseudo-labeling (Tarvainen and Valpola, 2017). Despite this limitation, Pseudo-Replay exceeds the performance of naive finetuning by 18% when storing only 500 samples per task and without requiring access to any past images.

6 Task Similarity and Forgetting

6.1 Pairwise Task Characterization

To gain further insight into which factors contribute to forgetting, we measure the correlation between pairwise accuracy drop and task similarity. In the more widely studied task-incremental learning for image classification, task similarity refers to the semantic similarity of the old and new classes (Ramasesh et al., 2021). Here, we consider the similarity of the answer distributions, as well as the image, question and the joint pair representations.

Diverse Domains

Task 2 \ Task 1	Group 1	Group 2	Group 3	Group 4	Group 5
Group 1	-	-6.58	-5.21	-4.84	-7.09
Group 2	-4.55	-	-5.61	-4.51	-4.99
Group 3	-4.64	-8.39	-	-7.37	-11.66
Group 4	-4.69	-7.10	-7.40	-	-9.63
Group 5	-4.29	-5.82	-6.09	-3.80	-

Taxonomy Domains

Task 2 \ Task 1	Animals	Food	Interior	Sports	Transport
Animals	-	-8.06	-3.63	-5.84	-4.35
Food	-16.38	-	-4.29	-17.08	-11.94
Interior	-5.75	-5.19	-	-7.63	-2.83
Sports	-11.63	-18.20	-9.60	-	-9.47
Transport	-4.19	-8.48	-2.62	-3.67	-

Question Types

Task 2 \ Task 1	Action	Color	Count	Scene	Subcat.
Action	-	-68.40	-90.45	-19.59	-12.58
Color	-88.89	-	-99.65	-27.75	-62.46
Count	-99.17	-99.68	-	-97.52	-87.00
Scene	-10.91	-34.40	-77.73	-	-15.22
Subcat.	-31.73	-85.45	-96.15	-30.55	-

Table 3: Task difficulty measured by forgetting in pairwise tasks. Non-diagonal elements show relative accuracy drop (%) after finetuning on Task 2.

Experimental Setup. We first look into pairwise task relationships following studies in transfer (Zamir et al., 2018) and multitask learning (Standley et al., 2020; Lu et al., 2020). In particular, we measure the extent to which each task is forgotten after training on a second task. We finetune a pretrained model on Task T_1 and compute the accuracy A_{11}

on its test set. Then, we finetune this model on another Task T_2 and compute the new accuracy A_{12} on the test set of T_1 . Forgetting is measured as the relative accuracy drop: $(A_{12} - A_{11})/A_{11}$. Given the varying dataset sizes, we finetune on T_2 for a fixed number of 400 steps using a batch size of 512 and learning rate $5e-5$.

Next, we compute the Spearman correlation between the relative accuracy drops and different factors of task dissimilarity. Here, we consider the answer distributions, as well as average embeddings of the image, question and the joint pair. Consider P, Q the answer distributions of Tasks T_1, T_2 respectively. Since some answers of T_1 do not appear in T_2 , we measure the skew divergence (Lee, 2001) between P and Q as the KL divergence between P and a mixture distribution $(1 - \alpha)P + \alpha Q$ with $\alpha = 0.99$ (Ruder and Plank, 2017). For the input embeddings, we measure the cosine distance between the average task representation. As image representations, we utilize Faster R-CNN features from (Anderson et al., 2018), while questions are embedded using Sentence-BERT. Joint embeddings for image-question pairs are obtained using the final layer representation of the [CLS] token of UNITER². The detailed similarity measures are shown in the Appendix Figure 10.

Results. Table 3 shows the relative accuracy drop for all task pairs. Overall, we observe that each setting has a distinct pattern. Question Types is evidently a more challenging setting, where several task combinations show more than 90% drop. When comparing the visual settings, forgetting in Diverse Domains fluctuates less depending on the task pairing. This suggests that the task relationships in Taxonomy Domains might play a more important factor. Although some relations make sense based on the expected similarity of the visual scenes, e.g., low forgetting between Food and Interior, others are less intuitive, e.g., low forgetting between Transport and Interior. Moreover, certain second tasks seem to consistently affect the amount of forgetting after finetuning on them. Based on the total number of classes per task as shown in Table 1, we notice that the model is more robust against forgetting when Task T_2 has a wide range of possible answers (e.g., Interior); while T_2 with a narrow answer set (e.g., Food, Color, Count) lead

²[CLS] is the first token of the input sequence which aggregates multimodal information. Its representation from the final encoder layer is passed to the classifier to predict an answer.

Dissimilarity Factor	Diverse Domains	Taxonomy Domains	Questions Types
Answer distribution	0.567*	0.791*	0.795*
Image embedding	0.248	0.492*	-0.640*
Question embedding	0.184	0.531*	0.631*
Joint embedding	0.220	0.622*	-0.223

Table 4: Spearman correlation of pairwise performance drop and task dissimilarity (* where $p < 0.05$).

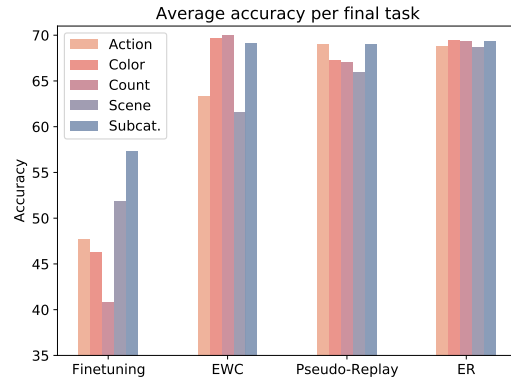


Figure 3: Sensitivity to task order as illustrated for Question Types. Each bar shows the accuracy of a task sequence ending with a different task.

to maximum forgetting.

The correlation results in Table 4 indicate that the more similar two consecutive tasks are, the less forgetting occurs. The divergence of answer distributions consistently correlates with forgetting, but does not fully account for the performance drop. For example, the divergence of Interior from Animals and Sports answer distributions is the same, however Sports leads to 1.88% more forgetting. Regarding the embedding distances, image embeddings show the highest correlation in Taxonomy Domain, meaning that the more visually similar two domains are, the less severe forgetting is. We observe the same relationship mirrored in Question Types for question embeddings. We find no factor to correlate significantly with Diverse Domains, where tasks are relatively similar to each other (cf. Appendix 10). Looking across modalities, question and joint similarities in Taxonomy Domains correlate with forgetting, showing that the shift of the visual domains results in changes of the referred objects and types of questions per task.³

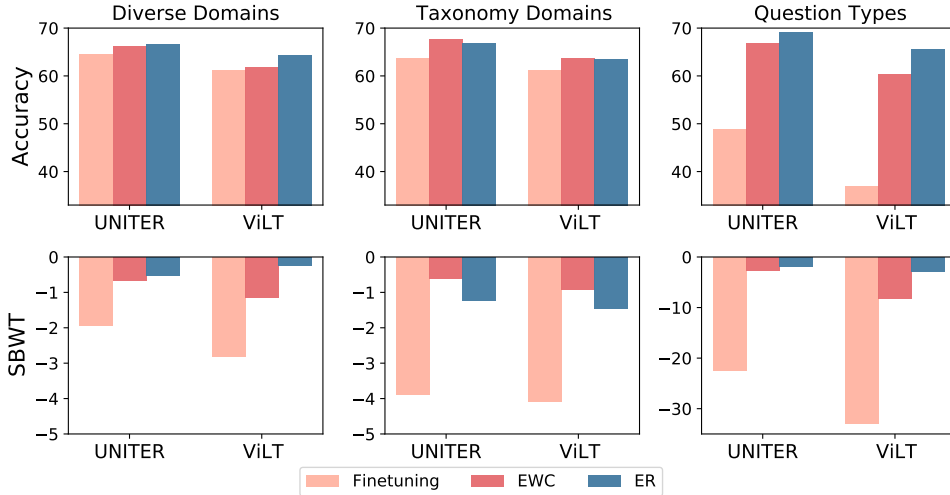


Figure 4: Comparison of Accuracy and Semantic Backward Transfer with UNITER vs ViLT.

w/o Pretraining			
Method	What animal	What room	What sport
Finetuning	33.09 \pm 13.38	54.38 \pm 32.42	25.14 \pm 32.11
EWC	48.18 \pm 15.67	83.48 \pm 7.61	62.81 \pm 13.67
ER	73.11 \pm 0.70	89.04 \pm 2.80	87.20 \pm 1.84
w/ Pretraining			
Method	What animal	What room	What sport
Finetuning	75.07 \pm 3.54	83.26 \pm 12.47	69.92 \pm 14.14
EWC	81.75 \pm 1.42	94.32 \pm 0.88	90.82 \pm 1.36
ER	80.73 \pm 0.37	94.10 \pm 1.39	90.92 \pm 0.71

Table 5: Accuracy and standard deviation of the best performing models on different sub-questions in Taxonomy Domains.

6.2 Sensitivity to Task Order

Previous work on task-incremental learning for image classification (Yoon et al., 2020) has discussed the impact of task order to final performance, especially when tasks are dissimilar. Similarly, we observe a high standard deviation in the Question Types results of Table 2. In order to investigate this further, we plot the final accuracy of a pretrained model for five training sequences in Figure 3, each ending with a different task. Our results show that task order can lead to Finetuning accuracy that varies more than 15%. Although EWC improves the average accuracy, there is still a 10% fluctuation depending on the order. However, replay-based methods are able to improve performance and mitigate the sensitivity to task order.

While Table 2 shows low variance in Taxonomy Domains, we find high variance when examining

³We notice that the more similar images of two Question Types tasks are, the more forgetting occurs. A possible explanation is that new questions for similar images ‘overwrite’ previous knowledge. However, all cosine distances of image embeddings are too low (<0.05) to lead to any conclusions.

the performance on specific questions. In particular, we find that certain question types, such as Animals, Interior, and Sports, have high variance. Table 5 reveals a standard deviation which is up to 30 times higher compared to the average results in Table 2. High standard deviation across randomized task orders is problematic since models can have different behavior in practice despite similar (aggregated) performance. In other words, the current task performance will highly depend on the previous task order, even though the overall accuracy from the randomized trials appears similar.

7 Model Representations

As described in Section 4.1, we compare different input representations of two single-stream transformer models: UNITER-base (Chen et al., 2020), which uses region features extracted from a frozen pretrained object detector; and ViLT-base (Kim et al., 2021), which directly embeds image patches.

7.1 Continual Learning Results

Figure 4 shows the performance of ViLT against UNITER when using naive finetuning, EWC and ER. The compared continual learning strategies perform similarly with both backbones. However, ViLT shows more forgetting especially in the case of question types. Although UNITER’s region-based features are more robust to forgetting, they rely on a frozen pretrained object detector model. This could limit the model’s applicability to domains with larger visual distribution shifts. Future work should focus on developing methods that perform well with V+L models that take image pixels as inputs.

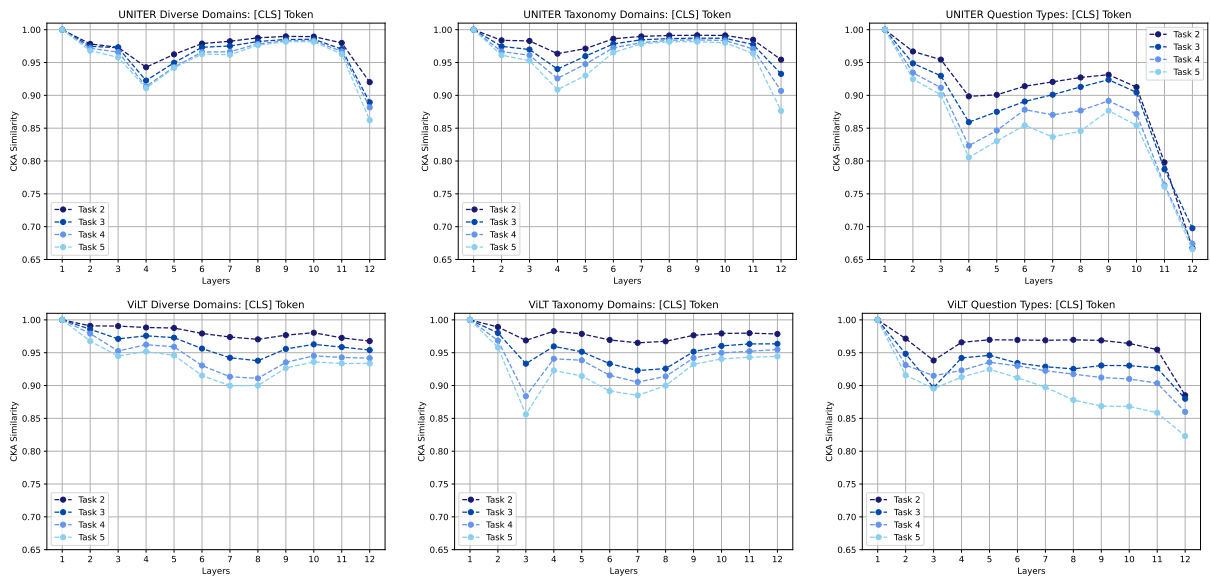


Figure 5: Representation similarity for the [CLS] token of samples from the first task after each training task. The first row corresponds to UNITER and the second row to ViLT representations. The columns from left to right refer to Diverse Domains, Taxonomy Domains, and Question Types. The layers that are affected are the final layers but also earlier layers (UNITER layer 4 and ViLT layer 3).

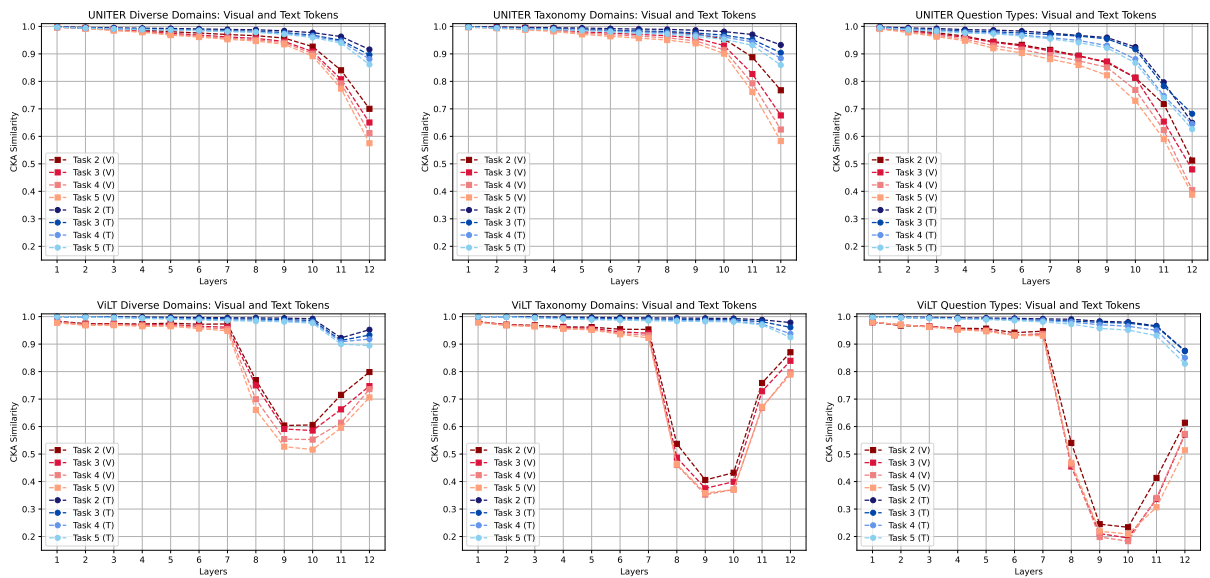


Figure 6: Representation similarity for the average visual (V) and text (T) tokens of samples from the first task. The first row corresponds to UNITER and the second row to ViLT representations. The columns from left to right refer to Diverse Domains, Taxonomy Domains, and Question Types. The text representations from both models show decreased representation similarity for deeper layers. The visual representations of UNITER follow the same trend, while ViLT visual representations show a large similarity drop for layer 8-11.

7.2 Representation Analysis

Finally, we ask how representations from each modality evolve throughout the training sequence and compare this evolution across our continual learning settings. We use centered kernel alignment (CKA) (Kornblith et al., 2019) to track the representation similarity of sequentially finetuned models. We extract representations X_t^1 of the validation data of the first task after training for each task $t = 1 \dots T$, and measure the CKA similarity of $X_{t>1}^1$ to the original representations X_1^1 .

Figure 5 shows the evolution of the representation similarity of the sentence-level representation [CLS] token per layer. Across the three settings, the representations of different layers change following a similar pattern but at different magnitudes which agree with the measured amount of forgetting. Our results echo previous findings (Wu et al., 2022) showing that representations from deeper layers are more affected during continual learning, but there are also fragile earlier layers (UNITER layer 4, ViLT layer 3).

Figure 6 shows the evolution of the average visual and text token representations per layer. The representations of question tokens from both models retain higher similarity than image and [CLS] tokens. In particular, ViLT visual representations show a large drop in representation similarity for layers 8-11. Since ViLT uses image patches instead of features extracted from a separate vision module, it needs to perform both feature extraction and multimodal alignment. These results suggest that the features extracted from the visual inputs for VQA are more task-dependent and highlight the importance of stabilizing visual representations in deeper layers.

8 Conclusion

In this work, we provide an in-depth study of task design for VQA and its impact when combining pretrained V+L models with continual learning approaches. We empirically investigate the impact of task formulation, i.e. task design, order and similarity, by evaluating two transformer-based models and benchmarking several baseline methods. We also propose SBWT as a new evaluation metric that utilizes the semantic distance of answers. Our results show that both task order and similarity, especially from the viewpoint of the answer distribution, highly influence performance.

These results are important for designing con-

tinual learning experiments for real-world settings that take into account how data become available over time. For example, the Taxonomy Domains resembles applications where data is continuously collected in different visual surroundings, whereas Question Types corresponds to ‘teaching’ the system new reasoning capabilities. Our results suggest that the latter is the most challenging. Our results also suggest that the easiest and thus ‘best-case’ scenario is the ‘Diverse’ data collection setup, where the system incrementally learns to recognize new objects which are randomly sampled from different domains.

In terms of model architectures, we investigated single-stream backbones with region features and image patches as inputs. Our representation analysis shows that image and text representations change at different scales. This implies that regularization-based approaches might be more suited for models with separate visual and text parameters where different regularization strengths are applied to each modality.

References

- Peter Anderson, Xiaodong He, Chris Buehler, Damien Teney, Mark Johnson, Stephen Gould, and Lei Zhang. 2018. [Bottom-up and top-down attention for image captioning and visual question answering](#). In *Proceedings of the IEEE Conference on Computer Vision and Pattern Recognition (CVPR)*.
- Emily M. Bender, Timnit Gebru, Angelina McMillan-Major, and Shmargaret Shmitchell. 2021. [On the dangers of stochastic parrots: Can language models be too big?](#) In *Proceedings of the 2021 ACM Conference on Fairness, Accountability, and Transparency, FAccT '21*, page 610–623, New York, NY, USA. Association for Computing Machinery.
- Arslan Chaudhry, Marc’Aurelio Ranzato, Marcus Rohrbach, and Mohamed Elhoseiny. 2019a. [Efficient lifelong learning with a-GEM](#). In *International Conference on Learning Representations*.
- Arslan Chaudhry, Marcus Rohrbach, Mohamed Elhoseiny, Thalaisyasingam Ajanthan, Puneet Kumar Dokania, Philip H. S. Torr, and Marc’Aurelio Ranzato. 2019b. [Continual learning with tiny episodic memories](#). *CoRR*, abs/1902.10486.
- Yen-Chun Chen, Linjie Li, Licheng Yu, Ahmed El Kholy, Faisal Ahmed, Zhe Gan, Yu Cheng, and Jingjing Liu. 2020. [Uniter: Universal image-text representation learning](#). In *Computer Vision – ECCV 2020*, pages 104–120, Cham. Springer International Publishing.
- Riccardo Del Chiaro, Bartłomiej Twardowski, Andrew Bagdanov, and Joost van de Weijer. 2020. [Ratt: Recurrent attention to transient tasks for continual image captioning](#). In *Advances in Neural Information Processing Systems*, volume 33, pages 16736–16748. Curran Associates, Inc.
- Matthias Delange, Rahaf Aljundi, Marc Masana, Sarah Parisot, Xu Jia, Ales Leonardis, Greg Slabaugh, and Tinne Tuytelaars. 2021. [A continual learning survey: Defying forgetting in classification tasks](#). *IEEE Transactions on Pattern Analysis and Machine Intelligence*, pages 1–1.
- Ian J Goodfellow, Mehdi Mirza, Da Xiao, Aaron Courville, and Yoshua Bengio. 2013. [An empirical investigation of catastrophic forgetting in gradient-based neural networks](#). *arXiv preprint arXiv:1312.6211*.
- Yash Goyal, Tejas Khot, Douglas Summers-Stay, Dhruv Batra, and Devi Parikh. 2017. [Making the v in vqa matter: Elevating the role of image understanding in visual question answering](#). In *Proceedings of the IEEE Conference on Computer Vision and Pattern Recognition (CVPR)*.
- Claudio Greco, Barbara Plank, Raquel Fernández, and Raffaella Bernardi. 2019. [Psycholinguistics meets continual learning: Measuring catastrophic forgetting in visual question answering](#). In *Proceedings of the 57th Annual Meeting of the Association for Computational Linguistics*, pages 3601–3605, Florence, Italy. Association for Computational Linguistics.
- Raia Hadsell, Dushyant Rao, Andrei A. Rusu, and Razvan Pascanu. 2020. [Embracing change: Continual learning in deep neural networks](#). *Trends in Cognitive Sciences*, 24(12):1028–1040.
- Geoffrey Hinton, Oriol Vinyals, and Jeff Dean. 2015. [Distilling the knowledge in a neural network](#). *arXiv preprint arXiv:1503.02531*.
- Aman Hussain, Nithin Holla, Pushkar Mishra, Helen Yannakoudakis, and Ekaterina Shutova. 2021. [Towards a robust experimental framework and benchmark for lifelong language learning](#). In *Thirty-fifth Conference on Neural Information Processing Systems Datasets and Benchmarks Track (Round 1)*.
- Xisen Jin, Junyi Du, Arka Sadhu, Ram Nevatia, and Xiang Ren. 2020. [Visually grounded continual learning of compositional phrases](#). In *Proceedings of the 2020 Conference on Empirical Methods in Natural Language Processing (EMNLP)*, pages 2018–2029, Online. Association for Computational Linguistics.
- Kushal Kafle, Mohammed Yousefhusien, and Christopher Kanan. 2017. [Data augmentation for visual question answering](#). In *Proceedings of the 10th International Conference on Natural Language Generation*, pages 198–202, Santiago de Compostela, Spain. Association for Computational Linguistics.
- Jihyung Kil, Cheng Zhang, Dong Xuan, and Wei-Lun Chao. 2021. [Discovering the unknown knowns: Turning implicit knowledge in the dataset into explicit training examples for visual question answering](#). *arXiv preprint arXiv:2109.06122*.
- Wonjae Kim, Bokyung Son, and Ildoo Kim. 2021. [Vilt: Vision-and-language transformer without convolution or region supervision](#). In *Proceedings of the 38th International Conference on Machine Learning*, volume 139 of *Proceedings of Machine Learning Research*, pages 5583–5594. PMLR.
- James Kirkpatrick, Razvan Pascanu, Neil Rabinowitz, Joel Veness, Guillaume Desjardins, Andrei A Rusu, Kieran Milan, John Quan, Tiago Ramalho, Agnieszka Grabska-Barwinska, et al. 2017. [Overcoming catastrophic forgetting in neural networks](#). *Proceedings of the national academy of sciences*, 114(13):3521–3526.
- Simon Kornblith, Mohammad Norouzi, Honglak Lee, and Geoffrey Hinton. 2019. [Similarity of neural network representations revisited](#). In *Proceedings of the 36th International Conference on Machine Learning*, volume 97 of *Proceedings of Machine Learning Research*, pages 3519–3529. PMLR.
- Angeliki Lazaridou, Adhiguna Kuncoro, Elena Gribovskaya, Devang Agrawal, Adam Liska, Tayfun Terzi, Mai Gimenez, Cyprien de Masson d’Autume, Tomáš Kočiský, Sebastian Ruder, Dani Yogatama,

- Kris Cao, Susannah Young, and Phil Blunsom. 2021. [Mind the gap: Assessing temporal generalization in neural language models](#). In *Advances in Neural Information Processing Systems*.
- Lillian Lee. 2001. [On the effectiveness of the skew divergence for statistical language analysis](#). In *Proceedings of the Eighth International Workshop on Artificial Intelligence and Statistics*, volume R3 of *Proceedings of Machine Learning Research*, pages 176–183. PMLR. Reissued by PMLR on 31 March 2021.
- Sebastian Lee, Sebastian Goldt, and Andrew Saxe. 2021. [Continual learning in the teacher-student setup: Impact of task similarity](#). In *2021 International Conference on Machine Learning*.
- Stan Weixian Lei, Difei Gao, Jay Zhangjie Wu, Yuxuan Wang, Wei Liu, Mengmi Zhang, and Mike Zheng Shou. 2022. [Symbolic replay: Scene graph as prompt for continual learning on vqa task](#). *arXiv preprint arXiv:2208.12037*.
- Zhizhong Li and Derek Hoiem. 2018. [Learning without forgetting](#). *IEEE Transactions on Pattern Analysis and Machine Intelligence*, 40(12):2935–2947.
- Tsung-Yi Lin, Michael Maire, Serge Belongie, James Hays, Pietro Perona, Deva Ramanan, Piotr Dollár, and C. Lawrence Zitnick. 2014. [Microsoft coco: Common objects in context](#). In *Computer Vision – ECCV 2014*, pages 740–755, Cham. Springer International Publishing.
- Vincenzo Lomonaco and Davide Maltoni. 2017. [Core50: a new dataset and benchmark for continuous object recognition](#). In *Proceedings of the 1st Annual Conference on Robot Learning*, volume 78 of *Proceedings of Machine Learning Research*, pages 17–26. PMLR.
- David Lopez-Paz and Marc’Aurelio Ranzato. 2017. [Gradient episodic memory for continual learning](#). In *Advances in Neural Information Processing Systems*, volume 30, pages 6470–6479.
- Jiasen Lu, Vedanuj Goswami, Marcus Rohrbach, Devi Parikh, and Stefan Lee. 2020. [12-in-1: Multi-task vision and language representation learning](#). In *Proceedings of the IEEE/CVF Conference on Computer Vision and Pattern Recognition (CVPR)*.
- Michael McCloskey and Neal J Cohen. 1989. [Catastrophic interference in connectionist networks: The sequential learning problem](#). In *Psychology of learning and motivation*, volume 24, pages 109–165. Elsevier.
- Sanket Vaibhav Mehta, Darshan Patil, Sarath Chandar, and Emma Strubell. 2021. [An empirical investigation of the role of pre-training in lifelong learning](#). *arXiv preprint arXiv:2112.09153*.
- Fei Mi, Lingjing Kong, Tao Lin, Kaicheng Yu, and Boi Faltings. 2020. [Generalized class incremental learning](#). In *Proceedings of the IEEE/CVF Conference on Computer Vision and Pattern Recognition Workshops*, pages 240–241.
- Seyed Iman Mirzadeh, Mehrdad Farajtabar, Razvan Pascanu, and Hassan Ghasemzadeh. 2020. [Understanding the role of training regimes in continual learning](#). In *Advances in Neural Information Processing Systems*, volume 33, pages 7308–7320. Curran Associates, Inc.
- Cuong V. Nguyen, Alessandro Achille, Michael Lam, Tal Hassner, Vijay Mahadevan, and Stefano Soatto. 2019a. [Toward understanding catastrophic forgetting in continual learning](#). *CoRR*, abs/1908.01091.
- Giang Nguyen, Tae Joon Jun, Trung Tran, Tolcha Yalew, and Daeyoung Kim. 2019b. [Contcap: A scalable framework for continual image captioning](#). *arXiv preprint arXiv:1909.08745*.
- Jeffrey Pennington, Richard Socher, and Christopher D. Manning. 2014. [Glove: Global vectors for word representation](#). In *Empirical Methods in Natural Language Processing (EMNLP)*, pages 1532–1543.
- Vinay Venkatesh Ramasesh, Ethan Dyer, and Maithra Raghu. 2021. [Anatomy of catastrophic forgetting: Hidden representations and task semantics](#). In *International Conference on Learning Representations*.
- Roger Ratcliff. 1990. [Connectionist models of recognition memory: constraints imposed by learning and forgetting functions](#). *Psychological review*, 97(2):285.
- Sylvestre-Alvise Rebuffi, Alexander Kolesnikov, Georg Sperl, and Christoph H Lampert. 2017. [icarl: Incremental classifier and representation learning](#). In *Proceedings of the IEEE conference on Computer Vision and Pattern Recognition*, pages 2001–2010.
- Nils Reimers and Iryna Gurevych. 2019. [Sentence-bert: Sentence embeddings using siamese bert-networks](#). In *Proceedings of the 2019 Conference on Empirical Methods in Natural Language Processing*. Association for Computational Linguistics.
- Matthew Riemer, Ignacio Cases, Robert Ajemian, Miao Liu, Irina Rish, Yuhai Tu, , and Gerald Tesauro. 2019. [Learning to learn without forgetting by maximizing transfer and minimizing interference](#). In *International Conference on Learning Representations*.
- Sebastian Ruder and Barbara Plank. 2017. [Learning to select data for transfer learning with Bayesian optimization](#). In *Proceedings of the 2017 Conference on Empirical Methods in Natural Language Processing*, pages 372–382, Copenhagen, Denmark. Association for Computational Linguistics.
- Tejas Srinivasan, Ting-Yun Chang, Leticia Leonor Pinto Alva, Georgios Chochlakis, Mohammad Rostami, and Jesse Thomason. 2022. [Climb: A continual](#)

- learning benchmark for vision-and-language tasks. *arXiv preprint arXiv:2206.09059*.
- Trevor Standley, Amir Zamir, Dawn Chen, Leonidas Guibas, Jitendra Malik, and Silvio Savarese. 2020. [Which tasks should be learned together in multi-task learning?](#) In *Proceedings of the 37th International Conference on Machine Learning*, volume 119 of *Proceedings of Machine Learning Research*, pages 9120–9132. PMLR.
- Emma Strubell, Ananya Ganesh, and Andrew McCallum. 2019. [Energy and policy considerations for deep learning in NLP](#). In *Proceedings of the 57th Annual Meeting of the Association for Computational Linguistics*, pages 3645–3650, Florence, Italy. Association for Computational Linguistics.
- Alessandro Suglia, Ioannis Konstas, Andrea Vanzo, Emanuele Bastianelli, Desmond Elliott, Stella Frank, and Oliver Lemon. 2020. [CompGuessWhat?!: A multi-task evaluation framework for grounded language learning](#). In *Proceedings of the 58th Annual Meeting of the Association for Computational Linguistics*, pages 7625–7641, Online. Association for Computational Linguistics.
- Antti Tarvainen and Harri Valpola. 2017. [Mean teachers are better role models: Weight-averaged consistency targets improve semi-supervised deep learning results](#). In *Proceedings of the 31st International Conference on Neural Information Processing Systems, NeurIPS’17*, page 1195–1204, Red Hook, NY, USA. Curran Associates Inc.
- Gido M Van de Ven and Andreas S Tolias. 2018. [Generative replay with feedback connections as a general strategy for continual learning](#). *arXiv preprint arXiv:1809.10635*.
- Gido M Van de Ven and Andreas S Tolias. 2019. [Three scenarios for continual learning](#). *arXiv preprint arXiv:1904.07734*.
- Spencer Whitehead, Hui Wu, Heng Ji, Rogerio Feris, and Kate Saenko. 2021. [Separating skills and concepts for novel visual question answering](#). In *Proceedings of the IEEE/CVF Conference on Computer Vision and Pattern Recognition (CVPR)*, pages 5632–5641.
- Tongtong Wu, Massimo Caccia, Zhuang Li, Yuan-Fang Li, Guilin Qi, and Gholamreza Haffari. 2022. [Pre-trained language model in continual learning: A comparative study](#). In *International Conference on Learning Representations*.
- Jaehong Yoon, Saehoon Kim, Eunho Yang, and Sung Ju Hwang. 2020. [Scalable and order-robust continual learning with additive parameter decomposition](#). In *International Conference on Learning Representations*.
- Amir R. Zamir, Alexander Sax, William Shen, Leonidas J. Guibas, Jitendra Malik, and Silvio Savarese. 2018. [Taskonomy: Disentangling task transfer learning](#). In *Proceedings of the IEEE Conference on Computer Vision and Pattern Recognition (CVPR)*.

A Data Details

We investigate three continual learning settings based on the VQA-v2 dataset (Goyal et al., 2017), a collection of visual question annotations in English. Tasks in the Diverse Domains setting are created by grouping 10 objects from COCO annotations (Lin et al., 2014) as follows:

- Group 1: bird, car, keyboard, motorcycle, orange, pizza, sink, sports ball, toilet, zebra
- Group 2: airplane, baseball glove, bed, bus, cow, donut, giraffe, horse, mouse, sheep
- Group 3: boat, broccoli, hot dog, kite, oven, sandwich, snowboard, surfboard, tennis racket, TV
- Group 4: apple, baseball bat, bear, bicycle, cake, laptop, microwave, potted plant, remote, train
- Group 5: banana, carrot, cell phone, chair, couch, elephant, refrigerator, skateboard, toaster, truck

We also provide a few example questions for each task in Question Types:

- Action: What is the cat doing?, Is the man catching the ball?, What is this sport?
- Color: What color is the ground?, What color is the right top umbrella?
- Count: How many skaters are there?, How many elephants?, How many rooms do you see?
- Scene: Is the picture taken inside?, Is this photo black and white?, What is the weather like?
- Subcategory: What type of vehicle is this?, What utensil is on the plate?, What kind of car is it?

Figures 7-9 show the distribution of the 20 most common question words and answers for each task. The counts are computed on the combined train and validation data, excluding stopwords from the question vocabulary. These plots support our general findings about the characteristics of each task and the relationships between them. For example, answers in Diverse Domains are highly similar across tasks, while the most considerable difference of common answers is observed in Question Types. In addition, frequent nouns in Diverse and Taxonomy Domains reflect the typical objects from the image annotations of each task. Common words in Question Types also follow the definition of each

Dissimilarity	Diverse	Taxonomy	Questions
Answers	<u>0.567</u> (0.009)	<u>0.791</u> (0.000)	<u>0.795</u> (0.000)
Image embed.	0.248 (0.293)	<u>0.492</u> (0.028)	<u>-0.640</u> (0.002)
Question embed.	0.184 (0.437)	<u>0.531</u> (0.016)	<u>0.631</u> (0.003)
Joint embed.	0.220 (0.350)	<u>0.622</u> (0.003)	-0.223 (0.344)

Table 6: Spearman correlation of pairwise performance drop and different dissimilarity heuristics. In addition to the results in Table 4, we show in parentheses the corresponding p-values. We underline statistically significant results ($p < 0.05$).

	Setting	Batch Size	Learning Rate	LwF λ	EWC λ
UNITER	Diverse	512	8e-5	1	400
	Diverse+PT	1024	8e-5	0.7	500
	Taxonomy	512	8e-5	1	600
	Taxonomy+PT	1024	5e-5	0.5	500
	Questions	1024	1e-4	0.9	50K
VILT	Questions+PT	512	5e-5	0.4	20K
	Diverse+PT	1024	1e-5	-	500
	Taxonomy+PT	1024	1e-5	-	700
	Questions+PT	512	8e-5	-	10K

Table 7: Best hyperparameters for all settings. PT: Initialization from pretrained checkpoint.

task. For example, top words in Scene such as ‘sunny’, ‘room’, ‘outside’ refer to the entire image, while Action words such as ‘sport’, ‘playing’, ‘moving’ refer to activities shown in the image.

B Implementation Details

Our implementation is based on the publicly available PyTorch codebase of UNITER (<https://github.com/ChenRocks/UNITER>). For the continual learning experiments, we train a UNITER-base model (86M parameters) on a cluster of NVIDIA V100 GPUs using a single node with 4 GPUs. Training on a sequence of 5 tasks requires on average ~ 5 GPU hours. The main experiments (Table 2) require approximately a total of 200 GPU hours.

We first tune the batch size and learning rate with naive finetuning. Following previous work on finetuning V+L models, we downscale the learning rate of the pretrained backbone by 10x. Keeping these hyperparameters fixed, we then tune the continual learning hyperparameters (EWC, LwF λ). All hyperparameters are selected through grid search based on the maximum final accuracy as shown in Table 7. Initial results with a pretrained model on Taxonomy Domains showed that best performance is achieved with a mixing ratio of 3:1 of new and old data per batch. We keep this ratio constant for all experiments.

Each experiment is repeated five times with a different random seed and task order. The task orders used in our experiments are the following:

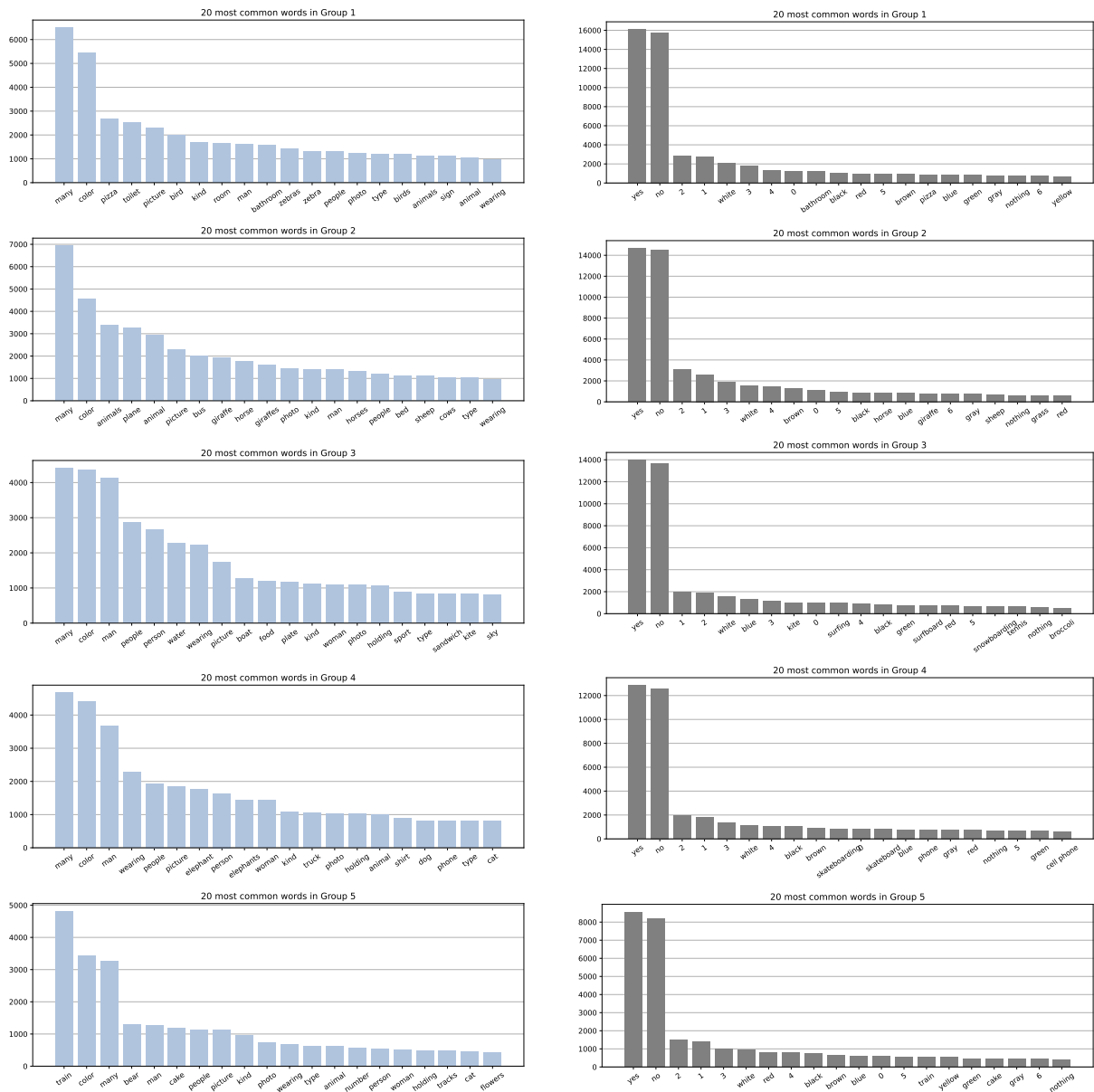


Figure 7: Most common words (left) and answers (right) per task Diverse Domains.

• **Diverse Domains**

- group 5, group 3, group 2, group 4, group 1
- group 1, group 2, group 5, group 3, group 4
- group 4, group 3, group 5, group 1, group 2
- group 3, group 1, group 4, group 2, group 5
- group 2, group 5, group 1, group 4, group 3

• **Taxonomy Domains**

- food, animals, sports, interior, transport
- transport, sports, food, animals, interior
- interior, animals, food, transport, sports
- animals, food, interior, sports, transport

- sports, interior, transport, animals, food

• **Question types**

- action, count, subcategory, scene, color
- color, subcategory, action, count, scene
- scene, count, action, color, subcategory
- subcategory, color, scene, action, count
- count, scene, color, subcategory, action

C ViLT Results

Table 8 shows the detailed results for ViLT across the three settings.

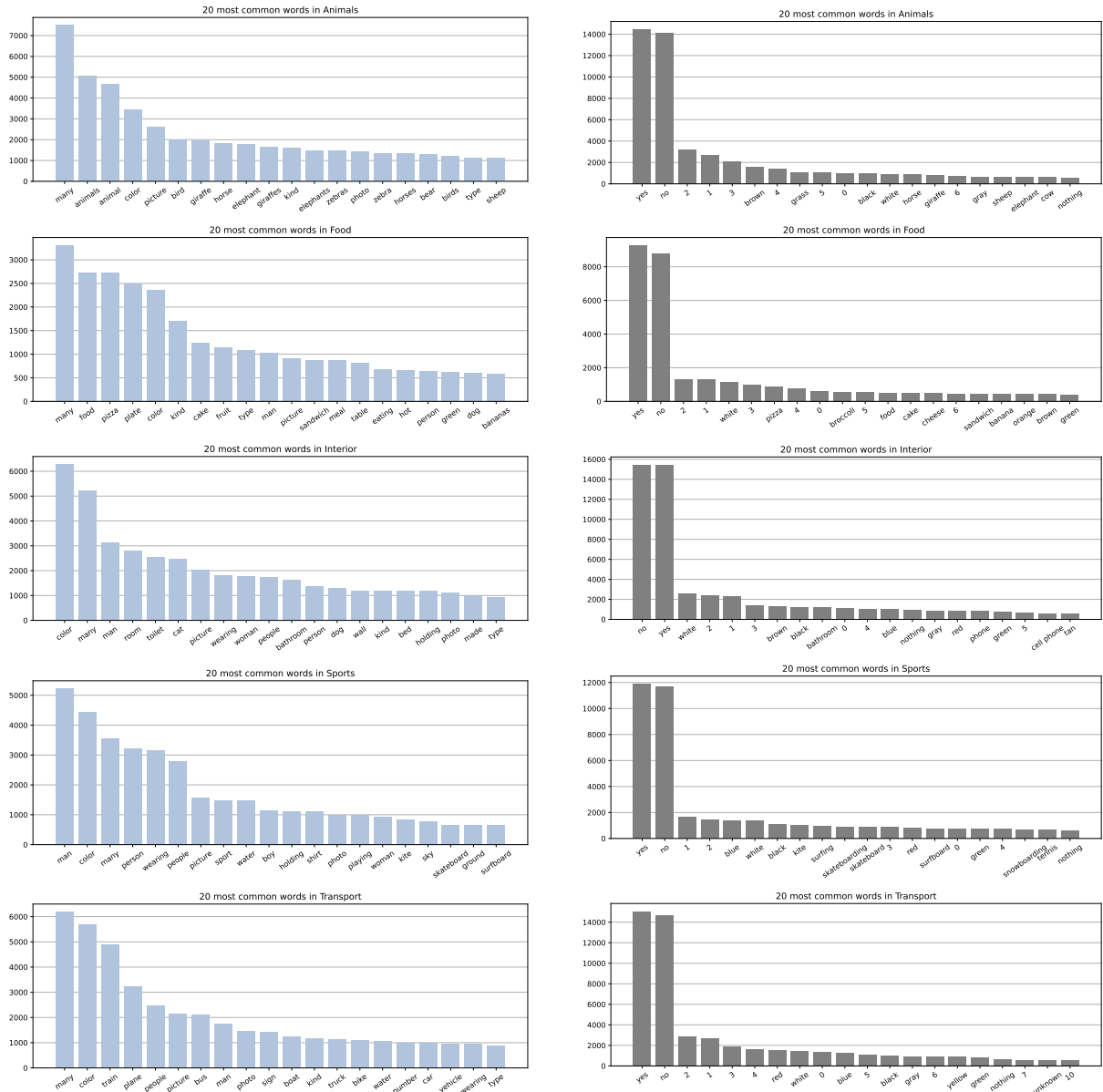


Figure 8: Most common words (left) and answers (right) per task Taxonomy Domains.

D Qualitative Results

Table 9 shows examples of predicted answers with different approaches. The two top examples are from two different task orders in Question Types, and the two bottom examples are from Taxonomy Domains. The model trained from scratch (column w/o PT) fails to retain knowledge from the corresponding training task. The pretrained model (column PT) is more resistant to forgetting and we observe that for the first and third images, it even manages to recover the correct answer during the training sequence. However, relying only on pre-training is insufficient, as the model still tends to change the predicted answer based on the most recent training task. Both EWC and ER combined

with pretraining successfully retain previous knowledge.

Table 10 presents examples of the SBWT metric. Specifically, it compares SBWT for two pairs of predicted answers with the same initial reference answer. When the initial prediction (reference answer) is correct, and both compared answers are wrong, we observe that SBWT penalizes similar answers less than unrelated ones (see the first four rows of Table 10). Similarly, when one of the compared answers is partially correct (rows 5-8) according to the VQA accuracy metric, SBWT is less punishing compared to BWT, which in our examples would be -0.7 . Finally, the last row shows an example of corrected compared answers,

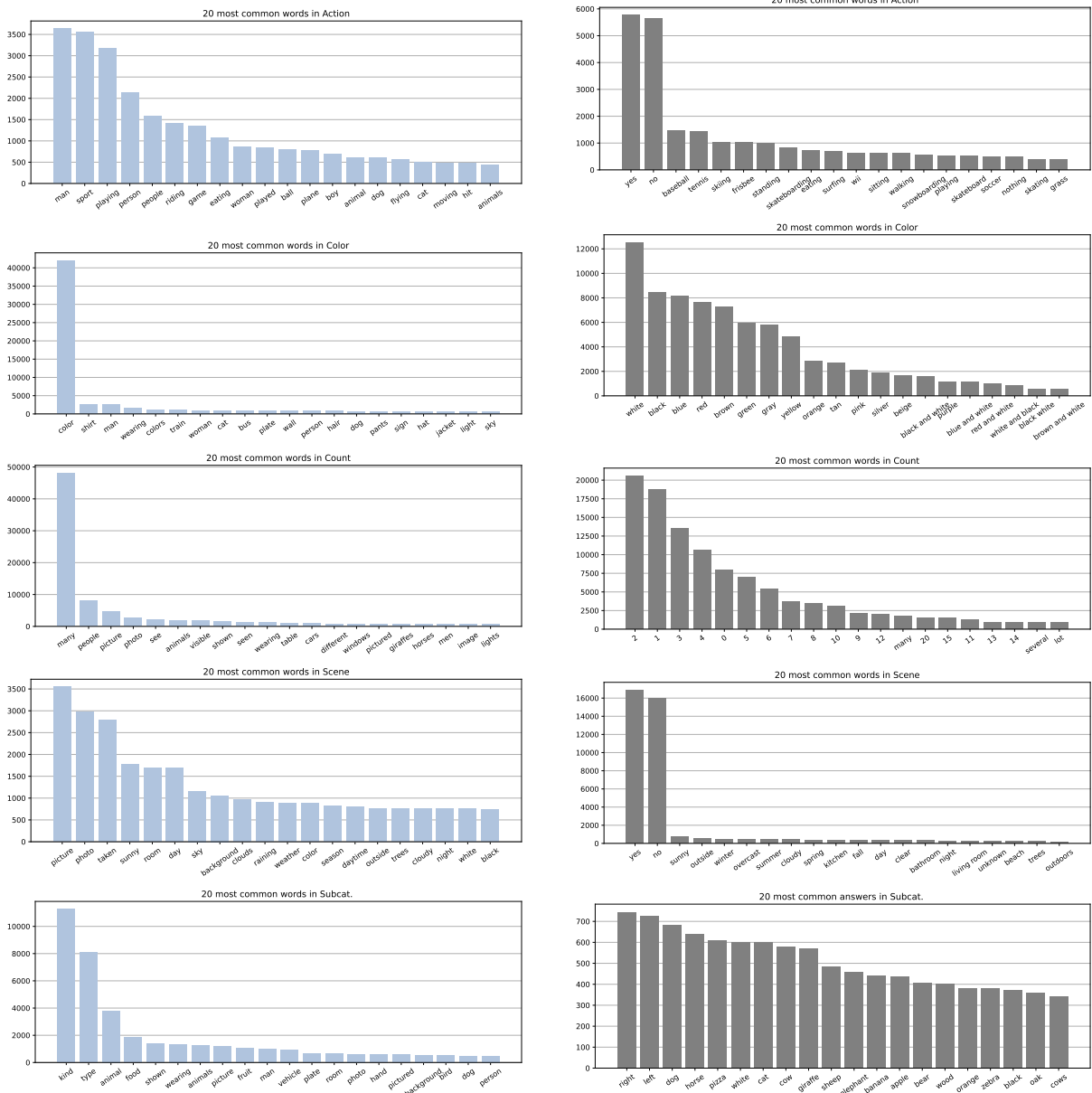
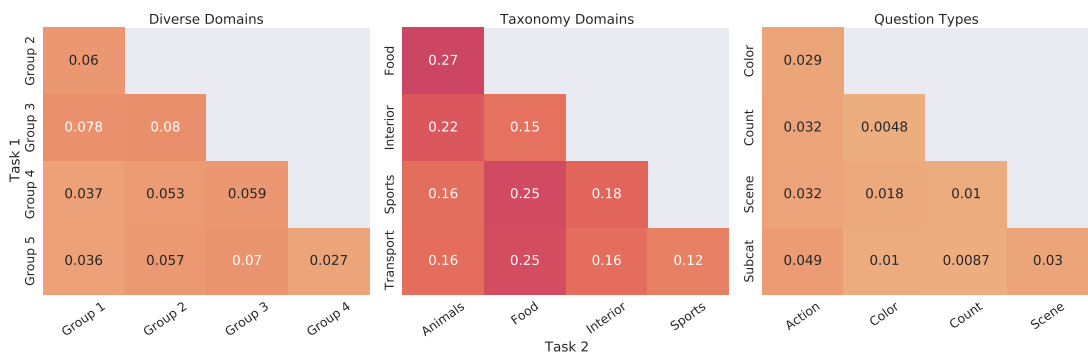


Figure 9: Most common words (left) and answers (right) per task in Question Types.

where the accuracy improvement is weighted with the semantic distance of reference and compared answers.



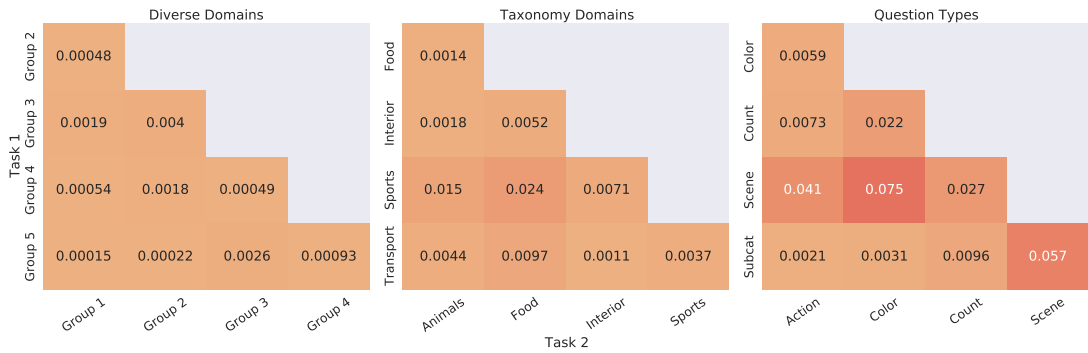
(a) Divergence of answer distributions.



(b) Cosine distance of image embeddings.



(c) Cosine distance of question embeddings.



(d) Cosine distance of joint embeddings.

Figure 10: Dissimilarity measures between task pairs.

Split	Method	Accuracy	LA	BWT	SBWT
Diverse	Fixed Model	51.64 \pm 3.09	-	-	-
	Finetuning	61.07 \pm 0.41	65.03 \pm 1.06	-5.01 \pm 1.02	-2.80 \pm 0.68
	EWC	61.80 \pm 0.96	63.64 \pm 1.33	-2.30 \pm 0.62	-1.14 \pm 0.38
	ER	64.22 \pm 0.10	64.74 \pm 0.84	-0.98 \pm 0.52	-0.25 \pm 0.71
	Joint	67.51 \pm 0.10	-	-	-
Taxonomy	Fixed Model	50.74 \pm 1.09	-	-	-
	Finetuning	61.25 \pm 0.50	66.51 \pm 0.27	-6.57 \pm 0.75	-4.09 \pm 0.41
	EWC	63.69 \pm 0.46	64.86 \pm 0.29	-1.46 \pm 0.40	-0.92 \pm 0.24
	ER	63.52 \pm 0.20	65.59 \pm 0.22	-2.59 \pm 0.30	-1.46 \pm 0.20
	Joint	67.84 \pm 0.09	-	-	-
Questions	Fixed Model	23.84 \pm 8.20	-	-	-
	Finetuning	36.95 \pm 11.09	71.06 \pm 0.11	-42.64 \pm 13.93	-32.86 \pm 14.25
	EWC	60.25 \pm 2.86	68.60 \pm 0.33	-10.45 \pm 3.52	-8.19 \pm 2.81
	ER	65.61 \pm 0.76	70.77 \pm 0.18	-6.45 \pm 1.17	-2.86 \pm 0.62
	Joint	72.41 \pm 0.12	-	-	-

Table 8: ViLT Results from VQA Incremental Learning. We report the average and standard deviation over five random task orders. LA: Learned Accuracy, BWT: Backward Transfer, SBWT: Semantic Backward Transfer.





	What is the horse doing?				
	Task	w/o PT	PT	PT+EWC	PT+ER
	Action	jumping	jumping	jumping	jumping
	Count	two	one	jumping	jumping
	Subcat.	riding	jump	jumping	jumping
	Scene	cold	jumping	jumping	jumping
	Color	black	black	jumping	jumping
	What color is the cow?				
	Task	w/o PT	PT	PT+EWC	PT+ER
	Color	black	black	black	black
	Subcat	black	black	black	black
	Action	zero	yes	cow	black
	Count	one	one	black	black
	Scene	green	green	black	black
	What is orange?				
	Task	w/o PT	PT	PT+EWC	PT+ER
	Food	carrots	carrots	carrots	carrots
	Animals	birds	carrots	carrots	carrots
	Sports	nothing	kites	carrots	carrots
	Interior	chair	carrots	carrots	carrots
	Transport	nothing	tomato	carrots	carrots
	What type of bird is this?				
	Task	w/o PT	PT	PT+EWC	PT+ER
	Interior	dog	owl	owl	owl
	Animals	pigeon	pigeon	pigeon	pigeon
	Food	turkey	pigeon	pigeon	pigeon
	Transport	not sure	duck	pigeon	seagull
	Sports	zero	seagull	pigeon	seagull

Table 9: Examples of the evolution of predicted answers with different approaches combined with UNITER. Column Task shows the order of the training tasks. The bold task corresponds to the task of the sample.

Reference		Compared Answer 1			Compared Answer 2		
Answer	Acc	Answer	Acc	SBWT	Answer	Acc	SBWT
skateboarding	1	skateboard	0	-0.164	black	0	-0.836
snowboarding	1	skiing	0	-0.134	winter	0	-0.529
breakfast	1	sandwich	0	-0.340	one	0	-0.855
food	1	meat	0	-0.320	toothbrush	0	-0.832
skateboarding	1	skateboard	0.3	-0.115	skateboard	0	-0.164
carrots	1	carrot	0.3	-0.093	three	0	-0.818
sheep	1	goat	0.3	-0.197	white	0	-0.676
cloudy	1	overcast	0.3	-0.151	gray	0	-0.577
black	0	black and white	1	0.136	brown	1	0.269

Table 10: Comparison of the SBWT metric of two answers with respect to the same reference answer. We verify that semantically more similar answers have higher SBWT.