

Multi-Robot Motion Planning for Unit Discs with Revolving Areas*

Pankaj K. Agarwal[†]
pankaj@cs.duke.edu

Tzvika Geft[‡]
zvigreg@mail.tau.ac.il

Dan Halperin[‡]
danha@tauex.tau.ac.il

Erin Taylor[†]
ect15@cs.duke.edu

June 16, 2023

Abstract

We study the problem of motion planning for a collection of n labeled unit disc robots in a polygonal environment. We assume that the robots have *revolving areas* around their start and final positions: that each start and each final is contained in a radius 2 disc lying in the free space, not necessarily concentric with the start or final position, which is free from other start or final positions. This assumption allows a *weakly-monotone* motion plan, in which robots move according to an ordering as follows: during the turn of a robot R in the ordering, it moves fully from its start to final position, while other robots do not leave their revolving areas. As R passes through a revolving area, a robot R' that is inside this area may move within the revolving area to avoid a collision. Notwithstanding the existence of a motion plan, we show that minimizing the total traveled distance in this setting, specifically even when the motion plan is restricted to be weakly-monotone, is APX-hard, ruling out any polynomial-time $(1 + \varepsilon)$ -approximation algorithm.

On the positive side, we present the first constant-factor approximation algorithm for computing a feasible weakly-monotone motion plan. The total distance traveled by the robots is within an $O(1)$ factor of that of the optimal motion plan, which need not be weakly monotone. Our algorithm extends to an online setting in which the polygonal environment is fixed but the initial and final positions of robots are specified in an online manner. Finally, we observe that the overhead in the overall cost that we add while editing the paths to avoid robot-robot collision can vary significantly depending on the ordering we chose. Finding the best ordering in this respect is known to be NP-hard, and we provide a polynomial time $O(\log n \log \log n)$ -approximation algorithm for this problem.

1 Introduction

Multi-robot systems are already in use in logistics, in a variety of civil engineering and nature preserving tasks, and in agriculture, to name a few areas. They are anticipated to proliferate in the coming years, and accordingly they attract intensive research efforts in diverse communities.

A basic motion-planning problem for a team of robots is to plan such collision-free paths for the robots between given start and final positions. Among the many dimensions along which the multi-robot motion planning (MRMP) problem has been studied, we focus on three: (1) we distinguish between distributed and centralized control. In the former each robot has limited knowledge of the entire environment where the robots move, and each robot may communicate with few neighboring robots. In the latter, which is typical in factory automation and other well-structured environments, a central authority has control over all the robots and the planning for each robot takes into consideration knowledge about the state of all the other robots in the system. (2) In the *labeled* version the robots are distinguishable from one another and each robot has its own assigned target, whereas in the *unlabeled* version the robots are indistinguishable, i.e., each target can be occupied by any robot in the team and the motion-planning problem is considered solved if at the end of the motion all the target positions are occupied. (3) We

*Work by Pankaj K. Agarwal and Erin Taylor is supported by IIS-1814493, CCF-2007556, and CCF-2223870. Work by Dan Halperin and Tzvika Geft has been supported in part by the Israel Science Foundation (grant no. 1736/19), by NSF/US-Israel-BSF (grant no. 2019754), by the Israel Ministry of Science and Technology (grant no. 103129), by the Blavatnik Computer Science Research Fund, and by the Yandex Machine Learning Initiative for Machine Learning at Tel Aviv University. Tzvika Geft has also been supported by a scholarship from the Shlomo Shmeltzer Institute for Smart Transportation at Tel Aviv University.

[†]Department of Computer Science, Duke University, USA.

[‡]School of Computer Science, Tel Aviv University, Israel.

further distinguish between *continuous* or *discrete* domains. Much of the study of motion planning in computational geometry and robotics assumes that the workspace is *continuous*. In AI research, where the problem is typically called multi-agent path finding (MAPF) [21], the domain is modeled as a graph. Nowadays the MAPF problem is studied in diverse research communities, often as an approximation of the continuous domain.

In our study here we consider a *centralized, labeled, and continuous* version of MRMP. Furthermore, we are not only interested in finding a solution to the given motion-planning problem, but rather in finding a high-quality solution. Specifically, we aim to find a solution that minimizes the total path length traveled by the robots.

Related Work. Computing a feasible motion plan (not necessarily a good one) itself is in general computationally hard for MRMP (see, e.g., [4, 9, 11, 18]). In the results that we cite next, some additional mitigating conditions are assumed on the system to obtain efficient motion-planning algorithms.

There are few results that guarantee bounds on the quality of the motion plans for multi-robot systems. For complete algorithms¹ in the unlabeled case, there are bounds on the length of the longest path taken by a robot in the system [22], or on the sum of distance traveled by all the robots [20]. For the labeled case, Demaine et al. [7] provide constant-factor approximation algorithms for minimizing the execution time of a coordinated parallel motion if there are no obstacles. Still for the labeled case, Solomon and Halperin obtained a very crude bound on the sum of distances [17] (the approximation factor can be linear in the complexity of the environment in the worst case) in a setting identical to the setting of the current paper, namely assuming the existence of *revolving areas*—see below for a formal definition. No sublinear approximation algorithm is known for MRMP even if we assume the existence of revolving areas and the cost of a motion plan is the sum of the lengths of individual paths. In the current paper we significantly improve over and expand the results in [17] in several ways, as we discuss below.

An alternative approach to cope with the hardness of motion planning is to use *sampling-based* methods [14]. In their seminal paper, Karaman and Frazzoli [12] (see also [19]) introduced an algorithm, called RRT*, which guarantees near optimality if the number of samples tends to infinity. A related algorithm dRRT* handles the multi-robot case with the same type of guarantee [16]. Recently Dayan et al. [6] have obtained near-optimality with finite sample size for the multi-robot case.

Problem Statement. Let \mathcal{W} be a polygonal environment, that is, a polygon with holes in \mathbb{R}^2 and a total of m vertices. Let R_1, \dots, R_n be n robots, each modeled as a unit disc, that move around in \mathcal{W} . Let $\mathcal{O} = \mathbb{R}^2 \setminus \mathcal{W}$ be the obstacle space. For a point $p \in \mathbb{R}^2$, let D_p denote the unit disc centered at point p . Let $\mathcal{F} = \{x \in \mathcal{W} : D_x \cap \mathcal{O} = \emptyset\}$ represent the free space of \mathcal{W} (with respect to one R_i). A *path* is a continuous function $\pi : I \rightarrow \mathbb{R}^2$ from an interval I to \mathbb{R}^2 , and is *collision-free* if it is contained in \mathcal{F} . Let $\ell(\pi)$ denote the arc length of π , i.e., $\ell(\pi) = \int_I |\pi'(t)| dt$. The position of each R_i is specified by the x - and y -coordinates of its center c_i and we use $R_i(c)$ to denote R_i being at c (note that $R_i(c)$ is the same as D_c), and a motion of R_i is specified by the path followed by its center. Let $\text{int } D$ denote the interior of disc D . A *path ensemble* $\Pi = \{\pi_1, \dots, \pi_n\}$ is a set of n paths defined over a common interval I , i.e. $\pi_i : I \rightarrow \mathbb{R}^2$, for $1 \leq i \leq n$; Π is called *feasible* if (i) $\pi_i \subset \mathcal{F}$ for every $i \leq n$, and (ii) for any $t \in I$ and for any pair $i \neq j$, $\text{int } R_i(\pi_i(t)) \cap \text{int } R_j(\pi_j(t)) = \emptyset$, i.e., the R_i 's remain in \mathcal{W} and they do not *collide* with each other (but may touch each other) during the entire motion. We also refer to Π as a *motion plan* of R_1, \dots, R_n . The cost of Π , denoted by $\phi(\Pi)$, is defined as $\phi(\Pi) = \sum_{i=1}^n \ell(\pi_i)$.

We are given a set of *start* positions $\mathbf{s} = \{s_1, \dots, s_n\}$ where the n robots initially lie and a set of *final* (also called *target*) positions $\mathbf{f} = \{f_1, \dots, f_n\}$. Our goal is to find a path ensemble $\Pi^* = \{\pi_1^*, \dots, \pi_n^*\}$ over an interval $[0, T]$ where T denotes the ending time of the last robot movement,

- (i) $\pi_i^*(0) = s_i$ and $\pi_i^*(T) = f_i$ for all i , and
- (ii) $\phi(\Pi^*) = \min_{\Pi} \phi(\Pi)$ where the minimum is taken over all feasible path ensembles.

We refer to the problem as *optimal multi-robot motion planning (MRMP)*. In this paper, we investigate optimal MRMP under the assumption that there is some free space around the starting and final positions of R_1, \dots, R_n , a formulation introduced in [17]. A *revolving area* of a start or final position $z \in \mathbf{s} \cup \mathbf{f}$, is a disc A_z of radius 2 such that: (i) $D_z \subseteq A_z$, (ii) $A_z \cap \mathcal{O} = \emptyset$, and (iii) for any other start or final position $y \in (\mathbf{s} \cup \mathbf{f}) \setminus \{z\}$, $A_z \cap D_y = \emptyset$. That is, each R_i lies in a revolving area at its start and final position (note that z need not be the center of the revolving area A_z) and does not intersect any other

¹A motion planning algorithm is called *complete* if, in finite time, it is guaranteed to find a solution or determine that no solution exists.

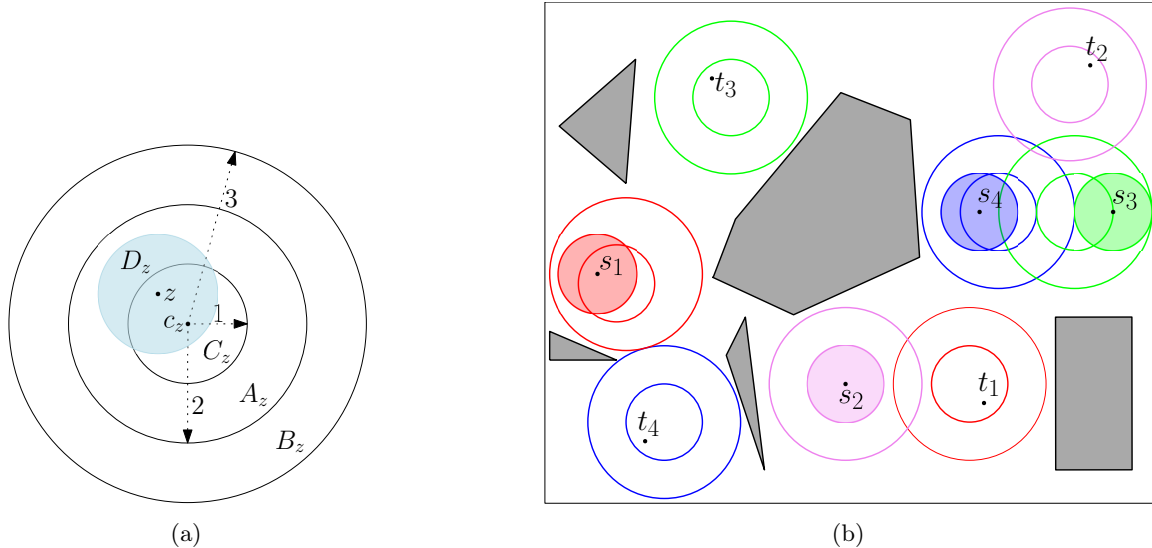


Figure 1: (a) On the left, revolving area A_z for some $z \in \mathbf{s} \cup \mathbf{f}$ with $D_z \subseteq A_z$, core C_z , and buffer B_z . (b) On the right, we show an instance of MRMP-RA. Each robot is shown as a filled disc in its starting revolving area, and its target revolving area is shown in the same color. Obstacles are dark gray.

revolving areas, and the revolving areas do not intersect any obstacles. We remark that the revolving areas may intersect one another; this makes the separation assumptions in the current paper lighter than in related results (e.g., [1]), which in turn makes the analysis more involved. See Figure 1 for an example. Set $\mathcal{A} = \{A_z : z \in \mathbf{s} \cup \mathbf{f}\}$. We refer to this problem as *optimal multi-robot motion planning with Revolving Areas (MRMP-RA)*.

We define the *active interval* $\tau_i \subseteq [0, 1]$ as the open interval from the first time R_i leaves the revolving area A_{s_i} of s_i to the last time R_i is not in the revolving area A_{f_i} of f_i . If the active intervals $\{\tau_1, \dots, \tau_n\}$ are pairwise disjoint then we call Π a *weakly-monotone motion plan* (with respect to revolving areas).² Finally, an instance of optimal MRMP is specified as $\mathcal{J} = (\mathcal{W}, \mathbf{s}, \mathbf{f})$ where $\mathcal{W}, \mathbf{s}, \mathbf{f}$ are as defined above. Let $\Pi^*(\mathcal{J})$ denote an optimal solution of \mathcal{J} and let $\phi^*(\mathcal{J}) = \phi(\Pi^*(\mathcal{J}))$.

Our Results. The paper contains the following three main results:

- (A) **Hardness results.** In Section 2, we show that MRMP-RA is NP-hard under the weakly-monotone assumption. The NP-hardness of optimizing sum of distances (i.e., optimal MRMP) for the monotone and the general (non-monotone) case was shown in [10], but without revolving areas. Our main result here is the extension of the NP-hardness construction to prove that MRMP-RA, under the weakly-monotone assumption, is in fact APX-hard, which rules out a polynomial-time $(1 + \varepsilon)$ -approximation algorithm for it. To the best of our knowledge, this is the first APX-hardness result for any MRMP variant.
- (B) **Approximation algorithm.** In Section 3, we present the first $O(1)$ -approximation algorithm that given an instance $\mathcal{J} = (\mathcal{W}, \mathbf{s}, \mathbf{f}, \mathcal{A})$ of MRMP-RA computes a feasible path ensemble Π from \mathbf{s} to \mathbf{f} such that Π is weakly-monotone and $\phi(\Pi) = O(1) \cdot \phi^*(\mathcal{J})$; note that $\Pi^*(\mathcal{J})$ need not be weakly-monotone, i.e., we approximate the general optimal path ensemble. In fact, we show that the robots can be moved in any order, so our algorithm can be extended to an online setting where the robots R_i , and their start/final positions, (s_i, f_i) are given in an online manner, or R_i 's may have to execute multiple tasks which are given in an online manner—the so-called life-long planning problem. Our algorithm ensures an $O(1)$ competitive ratio, i.e., the cost is $O(1)$ times the optimal cost of the offline problem.

The algorithm begins by computing a set of shortest paths Γ that avoid obstacles but ignore robot-robot collisions. Then, Γ is edited to avoid robot-robot collisions by moving non-active robots within their revolving areas. Our overall approach is the same as by Solomon and Halperin [17],

²We use the term “weakly-monotone” because a plan is called monotone if the active interval of R_i is defined from when R_i leaves s_i for the first time until R_i reaches f_i for the last time, (rather than the leaving/reaching the revolving area A_{s_i}/A_{f_i}).

but the editing of Γ differs significantly from [17], so that the cost of the paths does not increase by too much. We use a more conservative editing of Γ , which enables us to prove that the cost of the edited path ensemble is $O(1) \cdot \phi(\Gamma)$ (see Section 4), while the cost of the edited path in [17] is³ $O(\phi(\Gamma) + mn + m^2)$. Our main technical contributions are defining a more conservative retraction, proving that the motion plan remains feasible even under this conservative retraction, and bounding the total cost of the motion plan by using a combination of local and global arguments. Analyzing both the feasibility and the cost of the motion plan are nontrivial and require new ideas.

(C) Computing a good ordering. The result above shows that editing the paths increases the total cost of the motion plan only by a constant factor irrespective of the order in which we move the robots. However, the overhead in the overall cost due to editing (to avoid robot-robot collisions) can vary significantly depending on the ordering we chose. This raises the question whether we can find a “good” ordering that minimizes the overhead. The result in [17] implies that the problem of finding a good ordering that minimizes the amount of overhead is NP-hard.⁴ We present a polynomial time $O(\log n \log \log n)$ -approximation algorithm for finding a good ordering. This is achieved by reducing the problem to an instance of weighted feedback arc set in a directed graph, and applying an approximation algorithm for the latter problem [8]. Due to lack of space, this result is described in Section 5.

We emphasize that without additional, mitigating, assumptions, MRMP is intractable. Sampling-based planners assume that the full solution paths have some clearance around them—namely, each robot has some distance from the obstacles along its entire path, as well as from the other robots. Here, we assume certain clearance only at the start and goal positions; we do not make any assumption about the clearance along the paths. Indeed, we assume non-negligible clearance, as we require that each robot at a start or goal position is encapsulated inside a disc of radius 2, which does not contain any other robot at its start or goal position. The choice of the number 2 here is not arbitrary. In a couple of related results for MRMP of unit discs [1, 2] this is the critical value of clearance below which there does not always exist a solution to the problem.

2 Hardness of Distance Optimal MRMP-RA

In this section we present our hardness results. Throughout this section all path ensembles are weakly-monotone, unless otherwise stated. With a slight abuse of notation we use ϕ^* to denote the cost of the optimal weakly-monotone path ensemble. Finding monotone path ensembles has been shown to be NP-hard in [9] using a similar grid-based construction without revolving areas.

NP-Hardness of weakly-monotone MRMP-RA Let $Q(x_1, \dots, x_n) = \bigwedge_{i=1}^m C_i$ be an instance of 3SAT with n variables and m clauses. Each clause C_i is a disjunction of three *literals*, which are variables or their negations. We construct a corresponding MRMP-RA instance $\mathcal{J} := \mathcal{J}(Q) = (\mathcal{W}, \mathbf{s}, \mathbf{f}, \mathcal{A})$ with $N = 3m + 1$ robots and choose a real value $d \geq 0$ such that $\phi^*(\mathcal{J}) \leq d$ if and only if Q is satisfiable. Let $d(\mathcal{J}) := \sum_{i=1}^N d_i$, where d_i is the length of the optimal path of R_i from s_i to f_i in \mathcal{W} , ignoring other robots. In fact, our construction will choose d to be $d(\mathcal{J})$, that is, d is the lowest possible cost of a feasible path ensemble from \mathbf{s} to \mathbf{f} in \mathcal{W} . Our construction will ensure that the lowest cost is attained if and only if Q is satisfiable. \mathcal{J} is constructed so that a path ensemble with such a cost is possible if and only if (a feasible) monotone motion plan exists. An example of the construction is shown in Figure 2.

Overall description. The workspace \mathcal{W} consists of $m + n$ rectangular gadgets, one for each variable and each clause, referred to as *variable* and *clause* gadgets, respectively. All the gadgets have unit-width *passages* that are wider around revolving areas. For simplicity, the widened areas are shown as circular arcs, but they can easily be made polygonal. Each gadget has an entrance on the left and an exit on the right. The vertical positions of entrances and exits alternate so that a gadget’s entrance is connected to the exit of the gadget on its left.

There are $N = 3m + 1$ robots, each being a unit disc: one robot for each appearance of a literal in Q , which are collectively called *literal robots*, and one special *pivot* robot R_0 (shown in blue in Figure 2). The robot R_0 has to pass through all the gadgets from left to right, by which it is able to verify the satisfiability of Q , and the literal robots will constrain its motion in order to ensure that $\phi^*(\mathcal{J}) \leq d$.

³Notice that the roles of m and n here are reversed with respect to [17].

⁴The model in [17] for defining the overhead is different from ours, their construction can nevertheless be adapted to our setting.

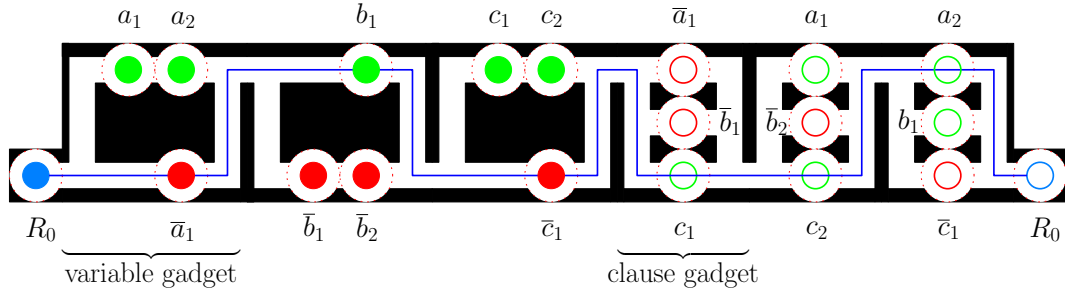


Figure 2: The MRMP-RA instance \mathcal{J} that corresponds to the formula $Q = (\bar{a} \vee \bar{b} \vee c) \wedge (a \vee \bar{b} \vee c) \wedge (a \vee b \vee \bar{c})$. The start and target positions are the filled and unfilled discs, respectively. Positive literal robots are green, negative literal robots are red. Obstacles appear in black. Start and target positions of literal robots are labeled with unique indices in order to distinguish between appearances of the same literal. The path π_0 is shown in blue for the assignment $a = T, b = F, c = T$ for which the corresponding path ensemble has robots moving in the following order: $\bar{c}_1, b_1, \bar{a}_1, r_0, a_2, a_1, \bar{b}_2, c_2, \bar{b}_1, c_1$.

Each variable (resp. clause) gadget contains two (resp. three) horizontal passages, which offer two (resp. three) shortest paths from its entrance to its exit. Each such path consists of vertical and horizontal line segments. The horizontal passages of the gadgets contain all the start and target positions of literal robots. All the revolving areas are centered at their respective start or target positions, and they do not overlap.

Gadgets. Each variable gadget initially contains robots representing literals of a single variable of Q . The top and bottom horizontal passages of the gadget contain robots representing only positive and negative literals, respectively. Each clause gadget has three horizontal passages, each containing a target position of one of the literals in the corresponding clause. The gadgets are placed within a horizontal strip from left to right such that variable gadgets are located to the left of clause gadgets. The order of gadgets of the same type is arbitrary, however it determines the order of the start positions, which is critical: the left to right order of start positions within each variable gadget is set to match the left to right order of the corresponding target positions. We refer to this order as the *intra-literal order property*. We say that a revolving area A is *congested* if it contains two robots at the same time. Intuitively, both optimal path ensembles and monotone path ensembles need to prevent revolving areas from becoming congested. We first establish that finding an optimal weakly-monotone path ensemble is equivalent to finding a monotone one, then show the equivalence between a satisfying assignment and a monotone path ensemble.

Lemma 1. *\mathcal{J} has a weakly monotone path ensemble with a cost of d if and only if \mathcal{J} has a monotone path ensemble.*

Proof. Let A be a revolving area in \mathcal{W} . We first note that without any loss of generality, in any path ensemble of \mathcal{J} a robot may either be contained in A at some point or never intersect A at all. That is, a robot will not partially penetrate a revolving area without ever fully entering it. Let Π be a feasible path ensemble with $c(\Pi) = d$. We fix a robot R_i and examine the motion that occurs during its active interval τ_i . We claim that any motion of a robot $R_j, j \neq i$ during τ_i is *redundant*, i.e., if R_j does not move during τ_i then R_i can still perform the same motion. This suffices in order to conclude that Π can be made monotone. Observe that during the execution of Π no revolving area A can become congested, as otherwise the two robots that are simultaneously in A will have to take a path that is longer than the shortest path that ignores other robots. Therefore, whenever R_i is inside a revolving area A , it is the only robot in A , and any motion by other robots is redundant. Whenever R_i is not contained in any revolving area, all other robots must be contained in revolving areas, by definition. Hence, any motion by other robots at such point in time is also redundant. So overall, R_i may travel along its whole path without other robots moving. For the other direction, in a monotone path ensemble it also holds that no revolving area may become congested (as otherwise robots move simultaneously). Therefore, any revolving area that some robot R_i intersects during its motion must not contain other robots. For any gadget g that R_i needs to traverse, this allows R_i to take some shortest path through g . Therefore, R_i is able to take the shortest path that ignores other robots overall. Hence, a path ensemble with a cost of d exists. \square

Lemma 2. *Q has a satisfying assignment if and only if \mathcal{J} has a monotone path ensemble.*

Proof. Assume that Q has a satisfying assignment Λ . Let \mathcal{R}^+ (resp. \mathcal{R}^-) denote the set of robots corresponding to literals that evaluate to true (resp. false) according to Λ . That is, for each variable gadget, \mathcal{R}^+ contains robots that are all initially either in the top or the bottom passage, according to Λ . We show that the robots can move along optimal paths in the order \mathcal{R}^- , R_0 , \mathcal{R}^+ , which is made precise below.

Let π_0 be a shortest collision-free path from s_0 to f_0 that passes only through the start positions of \mathcal{R}^- and targets of \mathcal{R}^+ ; see Figure 2. The path π_0 exists because each clause gadget must contain a target of some robot in \mathcal{R}^+ , or else Λ does not satisfy Q .

In the path ensemble, each $R_i \in \mathcal{R}^-$ follows the subpath of π_0 from s_i (through which π_0 passes) up to the gadget containing f_i , from which R_i can reach its final position f_i using the shortest path. The order in which the robots in \mathcal{R}^- move is the right to left order of their start positions, which guarantees no collision with another robot located at its start position. Since the robots in \mathcal{R}^- move before \mathcal{R}^+ , the targets through which π_0 passes are unoccupied when the robots in \mathcal{R}^- move, guaranteeing no collisions at clause gadgets. Next, R_0 moves using π_0 , which passes through empty passages at this point. Finally, each $R_i \in \mathcal{R}^+$ joins π_0 at the vertical passage to its right, from which point it continues similarly to \mathcal{R}^- . The order of motion of the robots in \mathcal{R}^+ is the right to left order of their targets, which guarantees no collisions in the clause gadgets. Note that due to the intra-literal order property we also have no interferences among \mathcal{R}^+ within variable gadgets.

For the other direction, let us assume that there is a monotone path ensemble for \mathcal{J} . Let π_0 denote the path taken by R_0 . Without loss of generality, π_0 is weakly x -monotone. Specifically, it passes through only one horizontal passage in each variable gadget. Therefore, we define an assignment Λ as follows: x is assigned to be true if and only if π_0 goes through the bottom passage of x 's variable gadget, which corresponds to negative literals. Let C be a clause of Q and let f_j be a target in C 's clause gadget that is unoccupied during R_0 's motion, which must exist. It is easy to verify that the literal corresponding to R_j is true according to Λ . Therefore, C is satisfied. \square

The construction can be carried out in polynomial time, therefore by combining Lemma 1 and Lemma 2 we obtain the following:

Theorem 3. *MRMP-RA for weakly-monotone path ensembles is NP-hard.*

Hardness of Approximation We now show that MRMP-RA is APX-hard, ruling out any polynomial time $(1 + \varepsilon)$ -approximation algorithm. We first go over some definitions. For an MRMP-RA instance \mathcal{J} , we use $\phi^*(\mathcal{J})$ to denote the cost of the optimal weakly-monotone path ensemble for \mathcal{J} . For a 3SAT formula Q , let $\text{SAT}(Q)$ denote the largest fraction of clauses in Q that can be simultaneously satisfied. We say that a revolving area A is *occupied* if it contains the robot whose start or target position lies in A .

To prove the hardness of approximation we present a gap-preserving reduction from MAX-3SAT(5), which is APX-hard [23]. The input to MAX-3SAT(5) is a 3SAT formula with 5 appearances for each variable and the goal is to find an assignment maximizing the number of satisfied clauses. Let Q be a MAX-3SAT(5) instance with n variables and m clauses and let $\mathcal{J} := \mathcal{J}(Q)$ be the MRMP-RA instance resulting from the NP-Hardness reduction described above, which we slightly modify as follows. Instead of the single pivot robot R_0 in \mathcal{J} , we now have m pivot robots. To this end, we modify the construction so that there is a horizontal passage that extends to the left of s_0 in I . The passage is lengthened to accommodate m start positions that lie on the same horizontal line, passing through s_0 in I . Similarly, another such passage is created to the right of f_0 to accommodate m target positions. The left to right order of the start positions of the pivot robots is set to match the left to right order of the corresponding target positions. Let \mathcal{J}' denote the resulting MRMP-RA instance.

Lemma 4. *Let Q be a 3SAT formula such that for any assignment to Q there are at least k unsatisfied clauses in Q . Then $\phi^*(\mathcal{J}') > d(\mathcal{J}') + km$.*

Proof. Let us examine $\Pi^*(\mathcal{J}')$, an optimal path ensemble for \mathcal{J}' . We say that a robot R_i has a *bad event* during the execution of $\Pi^*(\mathcal{J}')$ when R_i traverses an occupied revolving area. Note that each bad event results in R_i having a path longer than $1+d_i$, d_i being the length of R_i 's shortest possible path. We claim that each of the m pivot robots has k bad events, which suffices for proving the lemma.

Let us assume for a contradiction that one of the pivot robots, say R_i , has $q < k$ bad events. We will show how to obtain an assignment for Q where there are at most q unsatisfied clauses. Since $\Pi^*(\mathcal{J}')$ is optimal, π_i , the path taken by R_i , is weakly x -monotone. We define an assignment Λ as follows (the same way as in the second direction of the proof of Theorem 2): x is assigned to be true if and only if π_i goes through the bottom passage of x 's variable gadget. In other words, Λ sets a literal to be true if and only

if the corresponding literal-robot's starting position does not lie on π_i . Let us examine π_i right before it is R_i 's turn to move. Let \mathcal{R} denote the set of robots that are intersected by π_i and are located at variable gadgets at this point in time. We can assume without any loss of generality that \mathcal{R} is empty. If it is not, then let us examine the path ensemble Π where the robots in \mathcal{R} move to their targets before R_i 's turn. The number of bad events for R_i can only decrease in Π . This holds because by having some $R_j \in \mathcal{R}$ move before R_i we eliminate a bad event (for R_i) in R_j 's variable gadget and possibly introduce a bad event in R_j 's clause gadget.

Since there are q bad events for R_i , there are at most q clause gadgets where such an event occurs. Therefore, to get a contradiction it suffices to show that all other clause gadgets correspond to clauses that are satisfied by Λ . Let C be such a clause, i.e., in the corresponding clause gadget π_i passes through some empty revolving area A_{f_j} . Since π_i does not pass through any occupied revolving areas in the variable gadgets, the corresponding start position s_j must not lie on π_i . Therefore, r_j corresponds to a literal that is true by Λ , and so C is satisfied. \square

We now make $d(\mathcal{J})$ explicit using an upper bound for an arbitrary d_i . First, we bound the length of each vertical segment in the corresponding path π_i by 10, which provides sufficient distance for our gadgets. Since each variable appears in Q five times, we bound the horizontal length of a variable gadget by $4 \cdot 2 + 3 = 11$ (i.e., there at most 4 revolving areas on a horizontal passage and some additional length). Therefore, the path length through any gadget is $O(1)$. Hence, we have $d_i = O(m)$ and the number of robots is also $O(m)$ (we have $m = 5n/3$). Therefore, we can set $d(\mathcal{J}) = cm^2$ for some sufficiently large constant c (we can easily lengthen paths in \mathcal{J}' if that is needed for the bound). We can now combine the latter equality with Lemma 4 and the NP-Hardness reduction. Let us define $f(Q) := d(\mathcal{J})$.

Theorem 5. *There is a polynomial time reduction that transforms an instance Q of MAX-3SAT(5) with m clauses to an MRMP-RA instance \mathcal{J}' such that $\text{SAT}(Q) = 1 \Rightarrow \mathfrak{c}^*(\mathcal{J}') = f(Q) \leq cm^2$ for some constant $c > 0$ and otherwise $\text{SAT}(Q) < \alpha \Rightarrow \mathfrak{c}^*(\mathcal{J}') > f(Q) + (1 - \alpha)m \cdot m = (1 + \frac{1-\alpha}{c}) f(Q)$, for all $0 < \alpha < 1$.*

3 Algorithm

Let $\mathcal{J} = (W, \mathbf{s}, \mathbf{f}, \mathcal{A})$ be an instance of MRMP-RA. Let n be the number of robots and m be the complexity of the environment W . We describe an $(n(n+m) \log m)$ algorithm for computing a weakly-monotone path ensemble $\tilde{\Pi} := \tilde{\Pi}(\mathcal{J})$ for R_1, \dots, R_n such that $\mathfrak{c}(\tilde{\Pi}) = O(1) \cdot \mathfrak{c}^*(\mathcal{J})$. We remark that $\tilde{\Pi}$ is weakly-monotone but $\Pi^*(\mathcal{J})$ need not be, i.e. $\tilde{\Pi}$ is an $O(1)$ -approximation of any feasible motion plan. We parameterize the paths in $\tilde{\Pi}$ over the common interval $J = [0, n]$. We need a few definitions and concepts related to revolving areas. For any $z \in \mathbf{s} \cup \mathbf{f}$, let c_z denote the center of the revolving area A_z , and let C_z (resp. B_z) be the disc of radius 1 (resp. 3) centered at c_z , i.e., $C_z \subset A_z \subset B_z$. If $x \notin B_z$ then $D_x \cap A_z = \emptyset$. We refer to C_z and B_z as the *core* and *buffer*, respectively, of revolving area A_z . See Figure 1.

Overview of the Algorithm. The algorithm consists of three stages. We note that Stage (I) and (II) are used in [17]. However, Stage (III) differs significantly from previous work in order to ensure the total cost of paths is within an $O(1)$ factor of that of the optimal motion plan. We describe all stages for completeness.

I. We compute the free space \mathcal{F} (with respect to one robot) using the algorithm of Ó'Dúnlain and Yap [13,24]. If s_i and f_i , for some $i \in [n] := \{1, 2, \dots, n\}$, do not lie in the same connected component of \mathcal{F} , then a feasible path does not exist for R_i from s_i to f_i . Therefore, we stop and return that no feasible motion plan exists from \mathbf{s} to \mathbf{f} . Next, for each i , we compute a shortest path γ_i from s_i to f_i , ignoring other robots using the algorithm of Chen and Wang [5]. Let $\Gamma = \{\gamma_1, \dots, \gamma_n\}$ be the path ensemble computed by the algorithm.

Although Γ does not intersect \mathcal{O} , it may not be feasible since two robots may collide during the motion. The next two steps deform Γ to convert it into a feasible motion plan. We take an arbitrary permutation σ of $[n]$. Without loss of generality assume $\sigma = \langle 1, 2, \dots, n \rangle$. We say that R_i is *active* during the subinterval $[i-1, i]$ of $J := [0, n]$, during which it moves from s_i to f_i . During $[0, i-1]$ (resp. $[i, n]$) R_i only moves within the revolving area A_{s_i} (resp. A_{f_i}).

II. For each i , we first modify γ_i , as described below in Section 3.1, so that it does not intersect the interior of the core C_j of any revolving area A_j that is occupied by a robot R_j , for $j \neq i$; see Figure 3. Let $\bar{\gamma}_i$ be the deformed path. Abusing the notation a little, let $\bar{\gamma}_i : [i-1, i] \rightarrow \mathcal{F}$ denote a

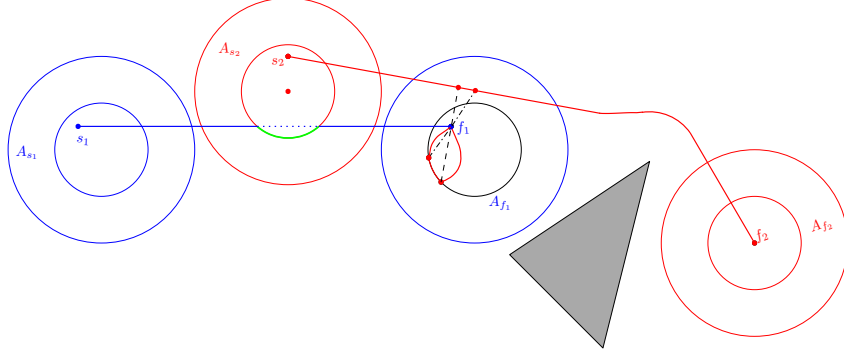


Figure 3: Path γ_1 is shown in blue from s_1 to f_1 . Assume R_1 is active before R_2 . In $\bar{\gamma}_1$, the dotted portion of the path is replaced with the green arc along ∂C_{s_2} . Path π_2 is shown in red from s_2 to f_2 . R_1 must follow the red retraction during the movement of R_2 in B_{f_2} .

uniform parameterization of the path $\bar{\gamma}_i$, i.e. R_i moves with a fixed speed during $[i-1, i]$ from s_i to f_i along $\bar{\gamma}_i$. We extend $\bar{\gamma}_i$ to the interval $[0, n]$ by setting $\bar{\gamma}_i(t) = s_i$ for $t \in [0, i-1]$ and $\bar{\gamma}_i(t) = f_i$ for $t \in [i, n]$. Set $\bar{\Gamma} = \{\bar{\gamma}_1, \dots, \bar{\gamma}_n\}$.

III. Next, for each distinct pair $i, j \in [n]$, we construct a *retraction map* $\rho_{ij} : \mathcal{F} \rightarrow \mathcal{F}$ that specifies the position of R_j for a given position of R_i during the interval $[i-1, i]$ when R_i is active so that R_i and R_j do not collide as R_i moves along $\bar{\gamma}_i$. The retraction map ensures that R_j stays within the revolving area A_{s_j} (resp. A_{f_j}) for $j < i$ (resp. $j > i$), and it does not collide with any R_k for $k \neq i, j$, as well. See Figure 3. Using this retraction map, we construct the path $\pi_j : J \rightarrow \mathcal{F}$ as

$$\text{follows: } \pi_j(t) = \begin{cases} \rho_{ij}(\bar{\gamma}_i(t)) & \text{for } t \in [i-1, i] \text{ and } i \neq j, \\ \bar{\gamma}_j(t) & \text{for } t \in [j-1, j]. \end{cases}$$

We prove below that each π_j is a continuous path. In Section 4, we prove that $\Pi = \{\pi_1, \dots, \pi_n\}$ is a feasible path ensemble with $\mathcal{C}(\Pi) = O(1) \cdot \mathcal{C}^*(J)$.

3.1 Modifying path γ_i

Fix an $i \in [n]$. For $j < i$, let $z_j = f_j$ and for $j > i$, let $z_j = s_j$. Set $Z = \{z_j : 1 \leq j \neq i \leq n\}$. This step modifies γ_i to ensure that the path of R_i does not enter the core C_z of any $z \in Z$.

Fix a $z \in Z$. If $\gamma_i \cap C_z = \emptyset$, then R_j does not affect γ_i . If $\gamma_i \cap C_z \neq \emptyset$, then we modify γ_i as follows: let p_z, q_z be the first and last intersection points of γ_i and C_z along γ_i , respectively. Let Q_z be the shorter arc of ∂C_z , the boundary of the core C_z , between p_z and q_z . We replace $\gamma_i[p_z, q_z]$ with Q_z . We repeat this step for all $z \in Z$. Let $\bar{\gamma}_i$ be the resulting path from s_i to f_i ; $\bar{\gamma}_i$ does not intersect $\text{int}(C_z)$ for any $z \in Z$. Note that C_z 's are pairwise disjoint, and that γ_i is a shortest path from s_i to f_i in \mathcal{F} , therefore $\gamma_i[p_z, q_z]$ and $\gamma_i[p_{z'}, q_{z'}]$, for any pair $z, z' \in Z$, are disjoint. We can thus process Z in an arbitrary order and the resulting path does not depend on the ordering. Furthermore $C_z \subseteq \mathcal{F}$ (since $A_z \subseteq \mathcal{W}$), so $\bar{\gamma}_i \subset \mathcal{F}$ for all i .

3.2 Retracting a robot R_j

We now describe the retraction motion of R_j when R_i is active, so that they do not collide. Note that for all $t \in [i-1, i]$, $\bar{\gamma}_j(t) = z_j$, i.e., before applying the retraction R_j is at z_j when R_i is active. We define the *retraction function* $\rho_j : \mathbb{R}^2 \rightarrow \mathbb{R}^2$ that specifies the motion of R_j within A_j during $[i-1, i]$. Since i is fixed, for simplicity we use ρ_j to denote ρ_{ij} , and we use C_j (resp. A_j, B_j) for disc C_{z_j} (resp. A_{z_j}, B_{z_j}). If the center of R_i is at distance at least 2 from z_j , then R_i does not intersect D_j , so there is no need to move R_j from z_j . Therefore we set $\rho_j(p) = z_j$ for all $p \in \pi_i$ such that $\|p - z_j\| \geq 2$. On the other hand, $\bar{\gamma}_i$ does not intersect the interior of C_j so $\rho_j(p)$ is undefined for $p \in \text{int}(C_j)$. We thus focus on the case when $\|p - z_j\| \leq 2$, in which case p lies in the buffer disc B_j , and $p \notin \text{int}(C_j)$, i.e., $p \in B_j \setminus \text{int}(C_j)$.

Let $D^+(p)$ be the disc of radius 2 centered at p . Note that for a point $q \in \mathbb{R}^2$, $\text{int}(D_p) \cap \text{int}(D_q) \neq \emptyset$ if and only if $q \in D^+(p)$. Intuitively, we move the center of R_j from z_j (within C_j) as little as possible so that R_j does not collide with $R_i(p)$. Formally, we define ρ_j as: $\rho_j(p) = \text{argmin}_{q \in C_j \setminus D_p^+} \|q - z_j\|$ if $p \notin \text{int}(C_j)$, and undefined otherwise.

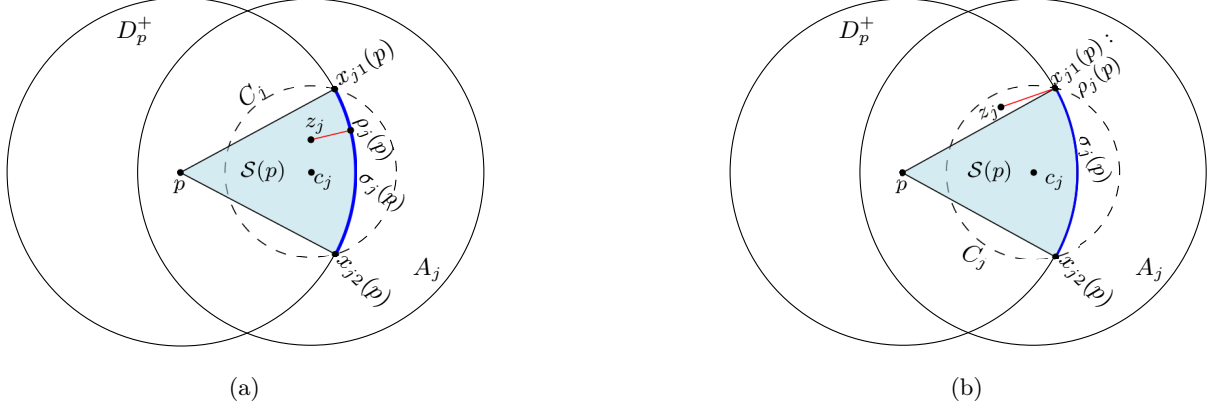


Figure 4: Retraction Map. (a) A sector type retraction (when z_j lies in $S(p)$); (b) an intersection type retraction, z_j lies outside $S(p)$, the retraction point is $x_{j1}(p)$.

In the remainder of the discussion, we assume $\|z_j - p\| \leq 2$ and $p \notin C_j$, so $p \in B_j \setminus C_j$. Therefore, $\rho_j(p)$ exists and additionally $\rho_j(p)$ is unique. We now discuss the two possible types of retraction. Refer to Figure 4 throughout this paragraph. Note that ∂C_j and ∂D_p^+ intersect at exactly two points since $p \in B_j \setminus C_j$, say, $x_{j1}(p), x_{j2}(p)$. Let $\sigma_j(p)$ be the smaller of the two arcs of ∂D_p^+ induced by $x_{j1}(p)$ and $x_{j2}(p)$, and let $S(p) = \text{conv}(\sigma_j(p) \cup \{p\}) \subseteq D_p^+$ be the *sector* of $D_p^+(p)$ induced by $x_{j1}(p), x_{j2}(p)$. Observe that the retraction point $\rho_j(p)$ lies on $\sigma_j(p)$. If $z_j \in S(p)$, then $\rho_j(p)$ is the intersection point of the ray $\overrightarrow{pz_j}$ with ∂D_p^+ , as the closest point in $C_j \setminus D_p^+$ from z_j is on the straight line from z_j to D_p^+ . Since z_j lies inside $S(p)$, $\rho_j(p) \in \partial S(p)$. If $z_j \notin S(p)$, the retraction point is $\text{argmin}_{q \in \{x_{j1}(p), x_{j2}(p)\}} \|q - z_j\|$, i.e., the closest point to z_j in $C_j \setminus D_p^+$ is an endpoint of $\sigma_j(p)$. Note that our retraction ensures that R_j will be centered back at z_j after robot R_i moves away.

In the remainder of the paper, if $\rho_j(p) \in \{x_{j1}(p), x_{j2}(p)\}$ we say that the retraction is of *intersection* type, otherwise we say that the retraction is of *sector* type. Since $\rho_j(p) \in C_j$ for all $p \notin C_j$ and none of the $\bar{\gamma}_i$'s enter C_j , the retraction path π_j of R_j lies in \mathcal{F} . We conclude this section with the following lemma, which follows from the fact that ρ_j is a continuous function, $\rho_j(p) = z_j$ for all p such that $\|p - z_j\| \geq 2$, and $\|z_j - s_i\|, \|z_j - f_i\| \geq 2$.

Lemma 6. For any $1 \leq i \leq n$, π_i is a continuous path from s_i to f_i .

4 Correctness and Analysis of the Algorithm

We first prove that Π is feasible (Section 4.1), then we bound $\phi(\Pi)$ (Section 4.2), and finally analyze the running time in Section 4.3. We begin by summarizing a few relevant properties of revolving areas (see Figure 5), which are straightforward to prove.

Lemma 7. Let $x, y \in \mathbf{s} \cup \mathbf{f}$ such that $x \neq y$: (i) $x \in C_x$, that is, each start or final position lies inside the core of A_x ; (ii) $\|c_x - c_y\| \geq 2$, i.e., $\text{int } C_x \cap \text{int } C_y = \emptyset$; (iii) for any $p \in C_x$, $\|p - y\| \geq 2$, i.e., $\text{int } D_p \cap \text{int } D_y = \emptyset$; (iv) $\|x - c_y\| \geq 3$, i.e., each start/final position lies outside the buffer of any other start/final position.

4.1 Feasibility

In this section, we show that path ensemble Π is feasible. Recall that stage (I) of the algorithm reports that there is no feasible solution if any $s_i \in \mathbf{s}$ and $f_i \in \mathbf{f}$ do not lie in the same connected component. So assume that Stage I computes a feasible path γ_i for each R_i . Stages II and III modify these paths so that they remain in \mathcal{F} . Hence, we only need to show that no two robots collide with each other during the motion, i.e., for any $1 \leq i \neq j \leq n$ and for any $t \in J$, $\text{int } D_{\pi_i(t)} \cap \text{int } D_{\pi_j(t)} = \emptyset$. We fix some $i \in [n]$ and the corresponding active interval $T_i := [i - 1, i] \subseteq J$ and prove the feasibility of Π during this interval. Note that R_i is the only active robot in T_i and other robots stay in their revolving areas. By the definition of retraction, for any $t \in T_i$, and for any $j \neq i$, $\|\pi_i(t) - \rho_{ij}(\pi_i(t))\| \geq 2$, so R_i does not collide with R_j during interval T_i . Thus, we only need to show that for any pair $j, k \neq i$, R_j and R_k do

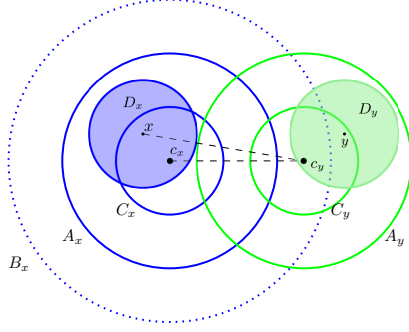


Figure 5: Illustration of Lemma 7. D_x and D_y are two robots located in their respective revolving areas A_x, A_y . The distance between c_x and c_y is at least 2; y lies outside the buffer of x , i.e., $y \notin B_x$.

not collide while R_j moves along its retraction path. Since Lemma 9 holds for any interval T_i , we obtain the final statement of feasibility.

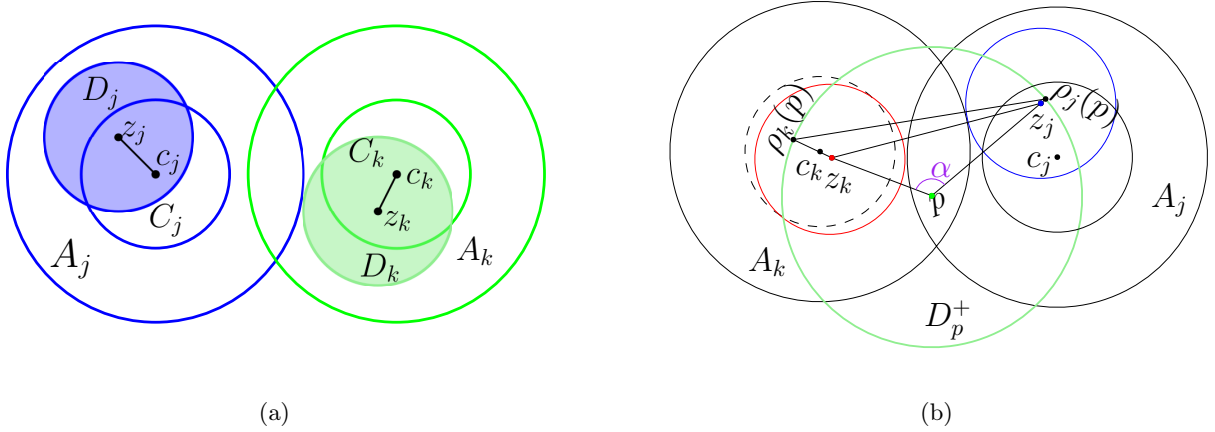


Figure 6: (a) Illustration of Lemma 8. (b) Case 2 of Lemma 9, The angle $\alpha \geq \pi/3$. **Tzvika: Perhaps separate into two figures?**

Lemma 8. For any $j \neq k$ and $z_j, z_k \in \mathbf{s} \cup \mathbf{f}$, the minimum distance between the line segments $c_j z_j$ and $c_k z_k$ is at least 2, i.e., $\min_{\substack{y_j \in c_j z_j \\ y_k \in c_k z_k}} \|y_j - y_k\| \geq 2$.

Proof. Let y_j, y_k be the closest pair of points on the segments $c_j z_j$ and $c_k z_k$. Note that $z_j c_j$ and $z_k c_k$ are disjoint since $z_j c_j \in C_j$ and $z_k c_k \in C_k$ and these cores do not intersect (cf Lemma 7). This implies that either y_j or y_k must be an endpoint of the respective segment. Assume without loss of generality that y_j is an endpoint of $z_j c_j$. By Lemma 7, $\|c_j - z_k\|, \|c_k - z_j\| \geq 3$. Let y'_k be the endpoint of $c_k z_k$ at distance 3 from y_j ($y'_k = z_k$ if $y_j = c_j$ and $y'_k = c_k$ otherwise). Since $z_k \in C_k$, $\|y_k - y'_k\| \leq 1$. Then $\|y_j - y_k\| \geq \|y_j - y'_k\| - \|y'_k - y_k\| \geq 3 - 1 = 2$. \square

Lemma 9. For any $j \neq k$, R_j and R_k do not collide during the interval T .

Proof. In view of the above discussion, we assume $j, k \neq i$. The claim is equivalent to showing that $\|\rho_j(\pi_i(t)) - \rho_k(\pi_i(t))\| \geq 2$ for every $t \in T$. Let $p = \pi_i(t)$. There are two cases:

Case 1: $\rho_j(p) = z_j$ or $\rho_k(p) = z_k$. Without loss of generality, assume that $\rho_j(p) = z_j$. By construction, $\rho_k(p) \in C_k$, therefore by Lemma 7(iii), $\|\rho_j(p) - \rho_k(p)\| = \|z_j - \rho_k(p)\| \geq 2$.

Case 2: $\rho_j(p) \neq z_j$ and $\rho_k(p) \neq z_k$. Recall D_p^+ is the disc of radius 2 centered at p , and $x_{j,1}, x_{j,2}$ are the intersection points of the core of A_j and δD_p^+ . In this case, $z_j, z_k \in D_p^+$. We consider the triangle formed by the retraction points $\rho_k(p), \rho_j(p)$ and p . We show that $\angle \rho_k(p) p \rho_j(p) \geq \pi/3$. We will first define

a point $f_j(p)$ based on the current retraction type of R_j . If the retraction of R_j is type sector, then z_j lies within the sector $S(p)$, let $f_j(p) = z_j$. Otherwise, the retraction is of type intersection and without loss of generality we assume $\rho_j(p)$ is $x_{j,1}(p)$. In this case, consider the segments $px_{j,1}(p)$ and $z_j c_j$. These two segments must intersect, as $c_j \in \mathcal{S}(p)$ and $z_j \notin \mathcal{S}(p)$. We let $f_j(p)$ be the intersection point of segments. Note that in either case, $f_j(p)$ lies on segment $p\rho_j(p)$. We analogously define $f_k(p)$. See Figure 6 for an example where $f_j(p) = z_j$ and $f_k(p) = z_k$. By definition, $f_j(p) \in z_j c_j$ and $f_k(p) \in z_k c_k$ and Lemma 8 implies that $\|f_j(p) - f_k(p)\| \geq 2$. Additionally, $f_j(p) \in D_p^+$, so $\|p - f_j(p)\| \leq 2$ (similarly $\|p - f_k(p)\| \leq 2$). Let α be the angle $\angle f_k(p) p f_j(p)$. Since $\|p - f_j(p)\|, \|p - f_k(p)\| \leq 2$, and $\|f_j(p) - f_k(p)\| \geq 2$, $\alpha \geq \pi/3$. Now consider the triangle formed by the retraction points and p . By construction, $\angle f_k(p) p f_j(p) = \angle \rho_k(p) p \rho_j(p)$. The distance between p and each retraction point is 2: $|p\rho_j(p)| = |p\rho_k(p)| = 2$. This implies the other two angles in the triangle are equal ($\angle p\rho_k(p)\rho_j(p) = \angle p\rho_j(p)\rho_k(p)$). Since $\angle \rho_k(p) p \rho_j(p) = \alpha \geq \pi/3$, $\rho_j(p)\rho_k(p)$ is the longest edge of the triangle $\Delta p\rho_j(p)\rho_k(p)$. The other two sides have length 2, so $\|\rho_j(p) - \rho_k(p)\| \geq 2$, as desired. \square

Corollary 10. *The path ensemble Π returned by the algorithm is feasible.*

4.2 Cost of path ensemble

We now analyze the cost of the path ensemble Π the algorithm returns. The algorithm starts by computing Γ , the shortest paths of all robots in \mathcal{F} while ignoring other robots. Clearly, we have $\mathcal{C}(\Gamma) \leq \mathcal{C}^*(\mathcal{J})$. We show that $\mathcal{C}(\Pi) = O(\mathcal{C}(\Gamma))$. Stage (II) of the algorithm deforms Γ to $\bar{\Gamma}$. Path $\gamma_i \neq \bar{\gamma}_i$ only if $\gamma_i \cap \text{int } C_j \neq \emptyset$ for some $j \neq i$, otherwise $\ell(\gamma_i) = \ell(\bar{\gamma}_i)$. Suppose $\gamma_i \cap C_j \neq \emptyset$ for some $j \neq i$. Then in $\bar{\gamma}_i$, $\gamma_i \cap C_j$ is replaced with the shorter arc σ of ∂C_j , determined by the first and last endpoints, say p and q , of $\gamma_i \cap \partial C_j$. Therefore, $\ell(\sigma) \leq 2 \sin^{-1} \left(\frac{\|p-q\|}{2} \right) \leq 2\ell(C_j \cap \gamma_i)$. Hence, $\ell(\bar{\gamma}_i) \leq 2\ell(\gamma_i)$ and we obtain: $\mathcal{C}(\bar{\Gamma}) \leq 2\mathcal{C}(\Gamma)$.

We now focus on bounding the length of retraction paths of non-active robots, which is one of the main technical contributions of the paper. Let $\pi_{ji} = \pi_j[i-1, i]$, and let $\Delta_{ij} = \{t \in [i-1, i] : \|\pi_i(t) - z_j\| \leq 2\}$, i.e., π_{ji} is the retraction of R_j due to the motion of R_i and $\pi_i[\Delta_{ij}]$ is the part of π_i that causes the retraction motion of R_j . Refer to Figure 3. We show that $\ell(\pi_{ji}) = O(\ell(\pi_i[\Delta_{ij}]))$ (cf Corollary 16) and charge π_{ji} to $\pi_i[\Delta_{ij}]$. We bound $\ell(\pi_{ji})$ by splitting into two scenarios. Roughly speaking, if π_i does not penetrate the buffer B_j too deeply, we use a Lipschitz condition on the retraction map to show $\ell(\pi_{ji}) = O(\ell(\pi_i[\Delta_{ij}]))$. More concretely, for $z \in \mathbf{s} \cup \mathbf{f}$, let W_z be the disk of radius $3/2$ centered at z . We prove a Lipschitz condition when the active robot lies outside W_j (cf Corollary 14). On the other hand, if π_i travels into W_j then the Lipschitz condition may not hold, but we argue that $\ell(\pi_i[\Delta_{ij}]) = \Omega(1)$ and that $\ell(\pi_{ji}) = O(1)$ (cf Lemma 15). Finally, using a packing argument, we show that each "point" of π_i is only charged $O(1)$ times, and thus $\mathcal{C}(\Pi) = O(\mathcal{C}(\bar{\Gamma})) = O(\mathcal{C}(\Gamma))$.

Cost of $\bar{\Gamma}$. Stage (II) of the algorithm deforms Γ to $\bar{\Gamma}$. Path $\gamma_i \neq \bar{\gamma}_i$ only if $\gamma_i \cap \text{int } C_j \neq \emptyset$ for some $j \neq i$, otherwise $\ell(\gamma_i) = \ell(\bar{\gamma}_i)$. Suppose $\gamma_i \cap C_j \neq \emptyset$ for some $j \neq i$. Then in $\bar{\gamma}_i$, $\gamma_i \cap C_j$ is replaced with the shorter arc σ of ∂C_j , determined by the first and last endpoints, say p and q , of $\gamma_i \cap \partial C_j$. Therefore, $\ell(\sigma) \leq 2 \sin^{-1} \left(\frac{\|p-q\|}{2} \right) \leq 2\ell(C_j \cap \gamma_i)$. Hence, $\ell(\bar{\gamma}_i) \leq 2\ell(\gamma_i)$ and we obtain:

Lemma 11. $\mathcal{C}(\bar{\Gamma}) \leq 2\mathcal{C}(\Gamma)$.

Retraction of R_j outside W_j . As in Section 4.1, we fix an interval $[i-1, i]$ for some $i \in [n] \setminus \{j\}$. Let $\Delta_j^o = \{t \in [i-1, i] : \|\pi_i(t) - z_j\| \leq 2 \text{ and } \pi_i(t) \notin W_j\}$. That is, Δ_j^o is the interval(s) of time in which the path of robot R_i forces the retraction of robot R_j while the center of R_i lies outside W_i . Let Φ_{ij} be the restriction of path π_i of robot R_i during the interval Δ_j^o , i.e. $\Phi_{ij}(t) = \pi_i(t)$ for $t \in \Delta_j^o$. Let $\Psi_{ji} : \Delta_j^o \subset \Delta_{ij} \rightarrow C_j$ be the retraction of R_j during Δ_j^o , i.e., $\Psi_{ji}(t) = \rho_{ij}(\pi_i(t))$ for $t \in \Delta_j^o$. We show that $\ell(\Psi_{ji}) = O(\ell(\Phi_{ij}))$ by proving a Lipschitz condition on $\ell(\Psi_{ji})$.

We will divide Φ_{ij} into subpaths, referred to as pathlets, so that there is only one type of retraction point associated with the subpath. We call a time instance $t \in \Delta_j^o$ an *event* if t is either an endpoint of a connected component of Δ_j^o (i.e., $\|\pi_i(t) - c_j\| = 3/2$ or $\|\pi_i(t) - z_j\| = 2$) or $z_j \in \partial \mathcal{S}_j(\pi_i(t))$, (i.e., the type of retraction point $\rho_j(\pi_i(t))$ changes at time t). Let $t_0 < t_1 < \dots < t_k$ be the event points. We divide Φ_{ij} and Ψ_{ji} into *pathlets* at these events, i.e., $\Phi_{ij} = \varphi_1 \circ \varphi_2 \circ \dots \circ \varphi_g$ and $\Psi_{ji} = \psi_1 \circ \psi_2 \circ \dots \circ \psi_g$ where $\varphi_k = \pi_i[t_{k-1}, t_k]$ and $\psi_k = \rho_j(\varphi_k) = \pi_j[t_{k-1}, t_k]$. We prove the Lipschitz condition for each pathlet. All points on $\rho_j(\varphi_k)$ have the same type of retraction by construction of Φ_{ji} . We call φ_k a *sector-type* (intersection-type) pathlet if all points have sector (resp. intersection) type retraction.

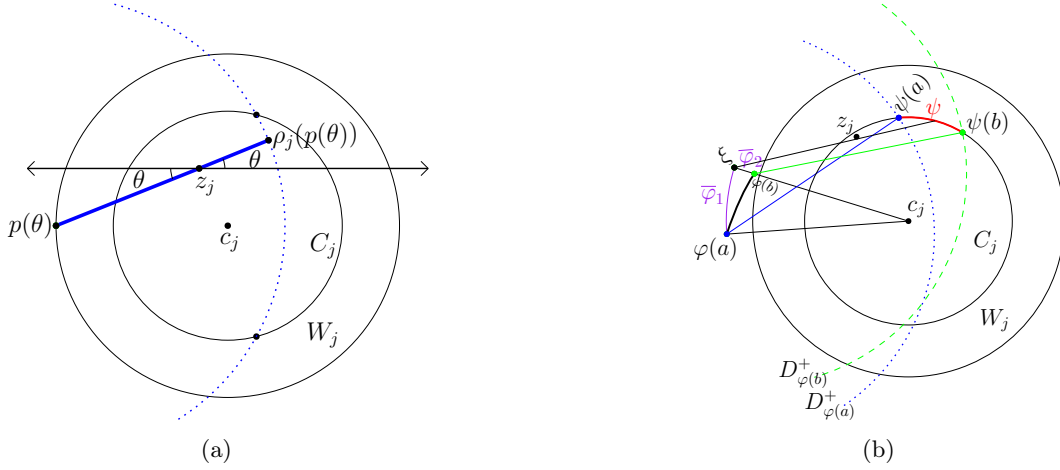


Figure 7: Illustration of Lemma 12 and 13. (a) On the left, the figure shows a sector-type retraction. $p(\theta) = (r(\theta), -\theta)$ and $\rho_j(p(\theta)) = (2 - r(\theta), \theta)$. (b) On the right, the figure shows an intersection-type retraction. The arc ψ on ∂C_j is the retraction path.

Lemma 12. For a sector-type pathlet φ_k of Φ_{ji} , $\ell(\rho_j(\varphi_k)) = O(\ell(\varphi_k))$.

Proof. For each $p \in \varphi_k$, $\rho_j(p)$ is type sector, i.e. $\rho_j(p)$ lies on the ray $\overrightarrow{pz_j}$ at distance 2 from p . In this case, the retraction map $\psi_k = \rho_j(\varphi_k)$ traces a portion of a Conchoid [15].

We parameterize points on $\varphi := \varphi_k$ and $\psi := \psi_k$ using polar coordinates, with z_j as the origin. Let $\varphi(\theta) = (r(\theta), \theta)$ be a point on φ , where θ is the orientation of the point with respect to the x -axis (with z_j as the origin). Then, $\psi(\theta) = \rho_j(\varphi(\theta)) = (2 - r(\theta), \theta)$. See Figure 7. Note that $\|\varphi'(\theta)\|^2 = r^2(\theta) + (r'(\theta))^2$ and $\|\psi'(\theta)\|^2 = (2 - r(\theta))^2 + (r'(\theta))^2$. Since φ lies outside W_j and $z_j \in C_j$, we have $r(\theta) \in [1/2, 2]$. Therefore, $2 - r(\theta) \leq 3r(\theta)$ and $\|\psi'(\theta)\| \leq 3\|\varphi'(\theta)\|$. Hence,

$$\ell(\psi) = \int \|\psi'(\theta)\| d\theta \leq 3 \int \|\varphi'(\theta)\| d\theta = 3\ell(\varphi). \quad \square$$

Lemma 13. For an intersection-type pathlet φ_k of Φ_{ji} , $\ell(\rho_j(\varphi_k)) = O(\ell(\varphi_k))$.

Proof. Again, we prove the lemma by showing that a Lipschitz condition holds. Let $\varphi := \varphi_k$. We parameterize both φ and $\rho_j(\varphi)$ in polar coordinates, but with c_j as the origin. Let $I = [a, b]$ be the interval over which φ is defined. Let $\varphi(t) = (r(t), \theta(t))$ for $t \in I$. We assume that φ is sufficiently small (otherwise we divide it into smaller pathlets and argue for each pathlet) so that φ both r - and θ -monotone.

Set $\Delta\varphi_r = |r(b) - r(a)|$ and $\Delta\varphi_\theta = |\theta(b) - \theta(a)|$. Since φ lies outside W_j , $r(t) \geq 3/2$ for all $t \in [a, b]$. W.l.o.g., assume both $r(t)$ and $\theta(t)$ are monotonically non-decreasing. We obtain:

$$\ell(\varphi) = \int_I \sqrt{r'(t)^2 + r(t)\theta'(t)^2} \geq \frac{1}{\sqrt{2}} \int_I \left(r'(t) + \frac{3}{2}\theta'(t) \right) dt \geq \frac{1}{\sqrt{2}} (\Delta\varphi_r + \Delta\varphi_\theta).$$

The retraction path $\psi(t)$ varies monotonically on the unit circle ∂C_z . Thus, we parameterize ψ by its direction on ∂C_z , and $\ell(\psi) = |\int_I \psi'(t) dt| = |\psi(b) - \psi(a)|$. To bound $\ell(\psi)$, consider the following path from $\varphi(a)$ to $\varphi(b)$, see Figure 7. Let $\overline{\varphi}_1$ be the arc from $\varphi(a)$ to point $\xi = (r(a), \theta(b))$ along the circle of radius $r(a)$ centered at c_z . Let $\overline{\varphi}_2$ be the segment ξ to $\varphi(b)$, this is a radial segment on line ξc_z . Then, $\ell(\psi) \leq \ell(\rho_j(\overline{\varphi}_1)) + \ell(\rho_j(\overline{\varphi}_2))$. Since the radius along $\overline{\varphi}_1$ does not change, $\ell(\rho_j(\overline{\varphi}_2)) = |\theta(b) - \theta(a)| = \Delta\varphi_\theta$.

For a point $p = (r, \theta)$, the orientation of $\rho_j(p)$ is $\theta + \cos^{-1}\left(\frac{3-r^2}{2r}\right)$ (by the law of cosines, considering triangle $\Delta\rho_j(p)c_zp$). Since θ does not change along $\overline{\varphi}_2$ and $r(a), r(b) \in [3/2, 3]$, we obtain $\ell(\rho_j(\overline{\varphi}_2)) = O(\Delta\varphi_r)$.

Putting everything together, $\ell(\rho_j(\psi)) = \ell(\psi) = O(\Delta\varphi_r + \Delta\varphi_\theta) = O(\ell(\varphi))$. \square

Applying Lemmas 12 and 13 to all pathlets of Φ_{ij} , we obtain the following:

Corollary 14. Let $1 \leq i \neq j \leq n$. Let Φ_{ij} be the portion of π_i during the interval $t \in [i-1, i]$ such that $\|\pi_i(t) - z_j\| \leq 2$ and $\|\pi_i(t) - c_j\| \geq 3/2$, and let Ψ_{ji} be the retraction of R_j corresponding to Φ_{ij} . Then $\ell(\Psi_{ji}) = O(\ell(\Phi_{ij}))$.

Retraction path inside W_j . Recall that π_i does not intersect ($\text{int } C_j$), but possibly travels along ∂C_j . For a point $p \in \pi_i$, if $p \in \partial C_j$, then $\rho_j(p)$ is the point on ∂C_j diametrically opposite p . Thus, $\ell(\pi_i \cap C_j) = \ell(\rho_j(\pi_i \cap C_j))$. In the following, we consider only $\pi_i \setminus \partial C_j$.

Lemma 15. *For a pathlet φ (i.e., a connected subpath) of path π_i such that $\varphi \subset W_j \setminus C_j$ for some $j \neq i$, $\ell(\rho_j(\varphi)) = O(\ell(\pi_i \cap A_j))$.*

Proof. Since $\varphi \subset W_j$, $\ell(\pi_i \cap A_j) = \Omega(1)$, therefore we only need to argue that $\ell(\rho_j(\varphi))$ is constant. We will bound the length of both types of retraction maps (intersection and sector) separately for φ , and use the sum as an upper bound on the length of the actual retraction map.

Sector retraction. We consider the sector type retraction map. Let z_j be the origin and consider polar coordinates. Let $\rho_j^s(p)$ be the sector type retraction point with respect to p . Since φ is a subpath of a shortest path in \mathcal{F} , we can divide $\pi_i \cap W_j$ into at most two pathlets such that each piece is r, θ -monotone. Abusing notation, let φ be one of these pieces with endpoints (r_0, θ_0) and (r_1, θ_1) .

We write the retraction point parameterized by θ as $(\rho(\theta), \theta)$. Using the fact that $\rho(\theta) \leq 2$ for all θ , the arc length of the retraction map is

$$\begin{aligned} \ell(\rho_j^s(\varphi)) &= \int_{\theta_0}^{\theta_1} \sqrt{\rho(\theta)^2 + \left(\frac{d\rho}{d\theta}\right)^2} d\theta \leq \int_{\theta_0}^{\theta_1} \rho(\theta) d\theta + \int_{\theta_0}^{\theta_1} \frac{d\rho(\theta)}{d\theta} d\theta \\ &\leq \rho(\theta_1 - \theta_0) + (\rho(\theta_1) - \rho(\theta_0)) \leq 2(\theta_1 - \theta_0) + 2. \end{aligned}$$

Therefore, $\ell(\rho_j^s(\varphi)) = O(1)$, for each φ .

Intersection retraction. We consider the retraction map defined by an intersection point of ∂D_p^+ and ∂C_j . We now let c_j be the origin and consider polar coordinates. Let $\rho_j^i(p)$ be the intersection type retraction point closest to z_j with respect to p . Again, we divide $\pi_i \cap W_j$ into at most two pathlets such that each of them is r, θ -monotone (one pathlet is the portion of π_i coming closer to the core C_j , and the other moves away from C_j). Let φ be one of the pathlets with endpoints (r_0, θ_0) and (r_1, θ_1) . The retraction point lies on the unit circle ∂C_j , and as θ changes monotonically from θ_0 to θ_1 , the retraction point $\rho_j^i(\theta)$ moves monotonically on ∂C_j . Therefore, $\ell(\rho_j^i(\varphi)) = O(1)$.

Finally, $\ell(\rho_j(\varphi)) \leq \ell(\rho_j^s(\varphi)) + \ell(\rho_j^i(\varphi)) = O(1)$, as claimed. \square

Applying Lemma 15 to each of (at most two) connected components of $(\pi_i \cap W_j) \setminus C_j$ and combining with Corollary 14, we obtain the following:

Corollary 16. *For $1 \leq i \neq j \leq n$, let Δ_{ij} be defined as $\Delta_{ij} = \{t \in [i-1, i] : \|\pi_i - z_j\| \leq 2\}$ and let $\pi_{ji} = \pi_j[i-1, i]$. Then $\ell(\pi_{ji}) = O(\ell(\pi_i[\Delta_{ij}]))$.*

Cost of Path Ensemble. We are now ready to bound the cost of the path ensemble Π returned by the algorithm.

Lemma 17. *For an instance \mathcal{J} of optimal MRMP with revolving areas, let $\Pi(\mathcal{J})$ be the path ensemble returned by the algorithm. Then $\mathcal{C}(\Pi(\mathcal{J})) = O(1) \cdot \mathcal{C}^*(\mathcal{J})$.*

Proof. Set $\Pi = \Pi(\mathcal{J})$. We already argued that $\mathcal{C}(\bar{\Gamma}) = O(\mathcal{C}^*(\mathcal{J}))$, where $\bar{\Gamma}$ is the path ensemble computed in stage II of the algorithm. We thus need to prove $\mathcal{C}(\Pi) = O(\mathcal{C}(\bar{\Gamma}))$. For a pair $1 \leq i, j \leq n$, let $\pi_{ij} = \pi_i[j-1, j]$. By construction, $\ell(\pi_{ii}) = \ell(\bar{\gamma}_i)$. For a fixed i ,

$$\ell(\pi_i) = \sum_{j=1}^n \ell(\pi_{ij}) = \ell(\bar{\gamma}_i) + \sum_{j \neq i} \ell(\pi_{ij}) = \ell(\bar{\gamma}_i) + \sum_{j \neq i} O(\ell(\pi_j[\Delta_{ji}])).$$

Where the last equality follows from Corollary 16. Hence,

$$\mathcal{C}(\Pi) = \sum_{j=1}^n \ell(\pi_i) = \sum_{i=1}^n \ell(\bar{\gamma}_i) + \sum_{i=1}^n \sum_{j \neq i} O(\ell(\pi_j[\Delta_{ji}])) = \mathcal{C}(\bar{\Gamma}) + \sum_{i=1}^n \sum_{j \neq i} O(\ell(\pi_j[\Delta_{ji}])).$$

By definition of Δ_{ji} , $\Delta_{ji} \subseteq [j-1, j]$ and $\pi_j[\Delta_{ji}] \subseteq B_{z_i}$. Fix a point $x \in \mathbb{R}^2$. Consider a disk D of radius 4 centered at x . If $x \in B_z$ for some $z \in \mathbf{s} \cup \mathbf{f}$, then $C_z \subseteq D$. Since cores are pairwise-disjoint (cf Lemma 7(i)), D can contain at most 16 core disks and any $t \in [j-1, j]$ lies in $O(1)$ Δ_{ji} 's. Therefore,

$$\sum_{i \neq j} O(\ell(\pi_j[\Delta_{ji}])) = O(\ell(\pi_j[j-1, j])) = O(\ell(\bar{\gamma}_j)).$$

Plugging this back in we obtain: $\mathcal{C}(\Pi) = \mathcal{C}(\bar{\Gamma}) + \sum_{j=1}^n O(\mathcal{C}(\bar{\gamma}_j)) = O(\mathcal{C}(\bar{\Gamma}))$. \square

4.3 Running-time Analysis

The algorithm has three stages. In the first stage, we compute the free space \mathcal{F} with respect to one robot, which takes $O(m \log m)$ time, by computing the Voronoi of \mathcal{W} , see the algorithm of [24], and see [3] for details. In the same stage, we compute a set of shortest paths Γ for n discs, using the algorithm of [5], taking $O(mn \log m)$ time in total over all robots. Each path $\gamma_i \in \Gamma$ has complexity $O(m)$. In stage two of the algorithm, γ_i is modified to avoid the core of any occupied revolving area, increasing the complexity of each curve to $O(m+n)$. In stage three of the algorithm, the deformed paths $\bar{\gamma}_i$ are again edited to include retraction maps in which non-active robots may move within their revolving area. It suffices to bound the number of breakpoints in the final path π_j that correspond to retracted maps. Let ξ be such a breakpoint on π_j , which is $\rho_{ij}(\bar{\gamma}_i(t))$ for some $t \in [i-1, i]$. There are two cases: (i) the preimage of ξ on $\bar{\gamma}_i$ is a breakpoint of $\bar{\gamma}_i$, or (ii) $\|\xi - z_j\| = 2$ (i.e., $\bar{\gamma}_i$ forces R_j to move within the revolving area). We charge both of these breakpoints to $\bar{\gamma}_i$. Since the preimage of ξ lies in the buffer disk of R_j , using a packing argument similar to the proof of Lemma 17 below, we can show that $O(m+n)$ breakpoints are charged to $\bar{\gamma}_i$.

Theorem 18. *Let $\mathcal{J} = (\mathcal{W}, \mathbf{s}, \mathbf{f}, \mathcal{A})$ be an instance of optimal MRMP with revolving areas, and let m be the complexity of \mathcal{W} . If a feasible motion plan of \mathcal{J} exists then a path ensemble Π of cost $O(\phi^*(\mathcal{J}))$ can be computed in $O(n(m+n) \log m)$ time.*

We conclude this section by noting that since the ordering σ (of active robots) is arbitrary, the algorithm can be extended to an online setting where R_i and (s_i, f_i) are given in an online manner (as long as each s_i, f_i given satisfies the revolving area property). Our algorithm is $O(1)$ -competitive for this setting, i.e., the cost is $O(1)$ times the optimal cost of the offline problem.

5 Computing a Good Ordering

In the previous section, we proved that the total cost of the path ensemble Π is $O(1) \cdot \phi^*(\mathcal{J})$ irrespective of the order in which the robots moved. However, the order in which robots move has a significant impact on how the paths are edited in Stages (II) and (III). The increase in cost because of editing may vary between 0 and $O(nm)$ depending on the ordering (see [17] for a related argument). For a path ensemble Π computed by our algorithm, let $\Delta\phi(\Pi) = \phi(\Pi) - \phi(\Gamma)$, which we refer to as the *marginal cost* of Π , where Γ is the path ensemble computed in Stage (I). For a permutation σ of $[n]$, let Π_σ be the path ensemble computed by the algorithm if robots were moved in the order determined by σ . Set $\Delta\phi(\sigma) := \Delta\phi(\Pi_\sigma)$. Finally, set $\Delta\phi^*(\mathcal{J}) = \min_\sigma \Delta\phi(\sigma)$, where the minimum is taken over all permutations of $[n]$.

Adapting the construction in [17], we can show that the problem of determining whether $\Delta\phi^*(\mathcal{J}) \leq L$, for some $L \geq 0$, is NP-hard. We present an approximation algorithm for computing a good ordering σ such that $\Delta\phi(\sigma) = O(\log n \log \log n) \Delta\phi^*(\mathcal{J})$.

Our main observation is that $\Delta\phi(\sigma)$, the marginal cost of an ordering σ , is decomposable, in the sense made precise below. For a pair $i \neq j$, we define $w_{ij} \geq 0$ to be the contribution of the pair R_i, R_j to the marginal cost of an ordering σ , assuming $i \prec_\sigma j$, i.e., how much the shortest path γ_i has to be modified because of γ_j and vice-versa assuming R_i is active before R_j . Note that if $i \prec_\sigma j$ then R_i (resp. R_j) is at f_i (resp. s_j) when R_j (resp. R_i) is active. There are two components of w_{ij}^σ : (i) R_i (resp. R_j) enters the core C_{s_j} (resp. C_{f_i}) in γ_i (resp. γ_j), (ii) retraction motion of R_j (resp. R_i) when R_i (resp. R_j) enters the buffer disc B_{s_j} (resp. B_{f_i}).

Let ϕ_{ij} (resp. ϕ_{ji}) be the arc of ΔC_{s_j} (resp. ΔC_{f_i}) with which $\gamma_i \cap C_{s_j}$ (resp. $\gamma_j \cap C_{f_i}$) is replaced with. Then $\alpha_{ij} = \ell(\phi_{ij}) + \ell(\phi_{ji}) - \ell(\gamma_i \cap C_{s_j}) - \ell(\gamma_j \cap C_{f_i})$ is the contribution of (i) to w_{ij} . For (ii), we define $\rho_{ij}^<$ (resp. $\rho_{ij}^>$) be the retraction map of R_j because of R_i when R_i is active before (resp. after) R_j . Then $w_{ij} = \alpha_{ij} + \ell(\rho_{ij}^<(\bar{\gamma}_i)) + \ell(\rho_{ij}^>(\bar{\gamma}_j))$. From the previous two components, we have $\Delta\phi(\sigma) = \sum_{i,j:i \prec_\sigma j} w_{ij}$.

We now reduce the problem of computing an optimal ordering to instance of *weighted feedback-arc-set* (FAS) problem. Given a directed graph with weights on the edges, $G = (V, E)$, $w : E \rightarrow \mathbb{R}_{\geq 0}$, a feedback arc set F is a subset of edges of G whose removal makes G a directed acyclic graph. The weight of F , $w(F)$, is $\sum_{e \in F} w(e)$. The FAS problem asks to compute an FAS of the smallest weight. It is known to be NP-complete.

Given an MRMP-RA instance $\mathcal{J} = (\mathcal{W}, \mathbf{s}, \mathbf{f}, \mathcal{A})$, we first compute Γ as in stage (I) of the algorithm. Next, for each pair $i, j \in [n]$, we construct a directed graph as follows. $G = (V, E)$ is a complete directed graph with $V = [n]$, one representing each robot, $E = \{i \rightarrow j : 1 \leq i \neq j \leq n\}$, $w(i \rightarrow j) = w_{ij}$. It can be shown that each feedback arc set F of G induces an ordering σ_F on $[n]$, and vice versa. Furthermore,

$w(F) = \Delta\phi(\sigma_F)$. Even et al. [8] have described a polynomial-time $O(\log n \log \log n)$ -approximation algorithm for the FAS problem. By applying their algorithm to G , we obtain the following.

Theorem 19. *Let $\mathcal{J} = (W, \mathbf{s}, \mathbf{f}, \mathcal{A})$ be an instance of optimal MMP with revolving areas, and let m be the complexity of W . Let the optimal order of execution of paths be σ^* . An ordering σ with $\Delta\phi(\sigma) = O(\log n \log \log n) \Delta\phi(\sigma^*)$ can be computed in polynomial time in n and m .*

6 Conclusion

In this work, we presented the first constant-factor approximation algorithm for computing a feasible weakly-monotone motion plan to minimize the sum of distances traveled. Additionally, the algorithm can be extended to an online setting where the polygonal environment is fixed, but the initial and final positions of the robots are specified in an online manner. On the hardness side, we prove that minimizing the total traveled distance, even with the restriction of a weakly-monotone motion plan, is APX-hard.

There are several interesting open questions. The first is whether the constant factor approximation presented in this work can be improved; another is whether there are instances in which the separation bounds for revolving areas are not required or can be tightened. There are other objectives to consider; instead of the sum of distances objective, one can consider the makespan (latest arrival time), where little is known even for a small number of discs in the presence of obstacles.

References

- [1] Aviv Adler, Mark de Berg, Dan Halperin, and Kiril Solovey. Efficient multi-robot motion planning for unlabeled discs in simple polygons. *IEEE Trans Autom. Sci. Eng.*, 12(4):1309–1317, 2015.
- [2] Bahareh Banyassady, Mark de Berg, Karl Bringmann, Kevin Buchin, Henning Fernau, Dan Halperin, Irina Kostitsyna, Yoshio Okamoto, and Stijn Slot. Unlabeled Multi-Robot Motion Planning with Tighter Separation Bounds. In *38th International Symposium on Computational Geometry (SoCG)*, 2022.
- [3] Eric Berberich, Dan Halperin, Michael Kerber, and Roza Pogalnikova. Deconstructing approximate offsets. *Discret. Comput. Geom.*, 48(4):964–989, 2012.
- [4] Josh Brunner, Lily Chung, Erik D. Demaine, Dylan H. Hendrickson, Adam Hesterberg, Adam Suhl, and Avi Zeff. 1 X 1 rush hour with fixed blocks is PSPACE-complete. In *10th International Conference on Fun with Algorithms*, volume 157, pages 7:1–7:14, 2021.
- [5] Danny Z Chen and Haitao Wang. Computing shortest paths among curved obstacles in the plane. *ACM Transactions on Algorithms*, 11(4):1–46, 2015.
- [6] Dror Dayan, Kiril Solovey, Marco Pavone, and Dan Halperin. Near-optimal multi-robot motion planning with finite sampling. In *IEEE International Conference on Robotics and Automation*, pages 9190–9196, 2021.
- [7] Erik D. Demaine, Sándor P. Fekete, Phillip Keldenich, Henk Meijer, and Christian Scheffer. Coordinated motion planning: Reconfiguring a swarm of labeled robots with bounded stretch. *SIAM Journal on Computing*, 48(6):1727–1762, 2019.
- [8] Guy Even, J Seffi Naor, Baruch Schieber, and Madhu Sudan. Approximating minimum feedback sets and multicuts in directed graphs. *Algorithmica*, 20(2):151–174, 1998.
- [9] Tzvika Geft and Dan Halperin. Tractability frontiers in multi-robot coordination and geometric reconfiguration, 2021. [arXiv:2104.07011](https://arxiv.org/abs/2104.07011).
- [10] Tzvika Geft and Dan Halperin. Refined hardness of distance-optimal multi-agent path finding. In *21st International Conference on Autonomous Agents and Multiagent Systems, AAMAS*, pages 481–488, 2022.
- [11] John E Hopcroft, Jacob Theodore Schwartz, and Micha Sharir. On the complexity of motion planning for multiple independent objects; PSPACE-hardness of the "warehouseman's problem". *The International Journal of Robotics Research*, 3(4):76–88, 1984.

- [12] Sertac Karaman and Emilio Frazzoli. Sampling-based algorithms for optimal motion planning. *International Journal of Robotics Research*, 30(7):846–894, 2011.
- [13] C O’Ddnlaing and CK Yap. A retraction method for planning the motion of a disc. *J. Algorithms*, 6:104–111, 1985.
- [14] Oren Salzman. Sampling-based robot motion planning. *Commun. ACM*, 62(10):54–63, 2019.
- [15] Jacob T Schwartz and Micha Sharir. On the piano movers’ problem: III. coordinating the motion of several independent bodies: The special case of circular bodies moving amidst polygonal barriers. *The International Journal of Robotics Research*, 2(3):46–75, 1983.
- [16] Rahul Shome, Kiril Solovey, Andrew Dobson, Dan Halperin, and Kostas E. Bekris. dRRT^{*}: Scalable and informed asymptotically-optimal multi-robot motion planning. *Auton. Robots*, 44(3-4):443–467, 2020.
- [17] Israela Solomon and Dan Halperin. Motion planning for multiple unit-ball robots in \mathbb{R}^d . In *Workshop on the Algorithmic Foundations of Robotics, WAFR*, pages 799–816, 2018.
- [18] Kiril Solovey and Dan Halperin. On the hardness of unlabeled multi-robot motion planning. *Int. J. Robotics Res.*, 35(14):1750–1759, 2016.
- [19] Kiril Solovey, Lucas Janson, Edward Schmerling, Emilio Frazzoli, and Marco Pavone. Revisiting the asymptotic optimality of RRT. In *2020 IEEE International Conference on Robotics and Automation, ICRA 2020, Paris, France, May 31 - August 31, 2020*, pages 2189–2195. IEEE, 2020.
- [20] Kiril Solovey, Jingjin Yu, Or Zamir, and Dan Halperin. Motion planning for unlabeled discs with optimality guarantees. In *Robotics: Science and Systems*, 2015.
- [21] Roni Stern, Nathan R. Sturtevant, Ariel Felner, Sven Koenig, Hang Ma, Thayne T. Walker, Jiaoyang Li, Dor Atzmon, Liron Cohen, T. K. Satish Kumar, Roman Barták, and Eli Boyarski. Multi-agent pathfinding: Definitions, variants, and benchmarks. In *Proc. 12th International Symposium on Combinatorial Search*, pages 151–159, 2019.
- [22] Matthew Turpin, Kartik Mohta, Nathan Michael, and Vijay Kumar. Goal assignment and trajectory planning for large teams of interchangeable robots. *Auton. Robots*, 37(4):401–415, 2014.
- [23] Vijay V Vazirani. *Approximation algorithms*. Springer, 2001.
- [24] Chee-Keng Yap. An $O(n \log n)$ algorithm for the voronoi diagram of a set of simple curve segments. *Discret. Comput. Geom.*, 2:365–393, 1987.