

# Centrifugal barriers in magnetospheric accretion

Maxim Lyutikov

*Department of Physics and Astronomy, Purdue University, 525 Northwestern Avenue, West Lafayette, IN, USA*

23 January 2023

## ABSTRACT

We reconsider the dynamics of accretion flows onto magnetized central star. For dipolar magnetically aligned case, the centrifugal barrier is at  $R_{cb} = (2/3)^{1/3} R_c = 0.87R_c$ , where  $R_c = (GM/\Omega^2)^{1/3}$  is the corotation radius. For oblique dipole direct accretion from the corotation radius  $R_c$  is possible only for magnetic obliquity satisfying  $\tan \theta_\mu \geq 1/(2\sqrt{3})$  ( $\theta_\mu \geq 16.1^\circ$ ). The accretion proceeds in a form of funnel flows - along two streams centered on the  $\mu - \Omega$  plane, with azimuthal opening angle  $\cos(\Delta\phi) = \cot^2 \theta_\mu / 12$ . For the magnetosphere distorted by the diamagnetic disk, the centrifugal barrier can be at as small radius as  $R_{cb} = 0.719R_c$  for the fully confined dipole, extending out to  $R_{cb} \sim R_c$  for the magnetically balanced case. Type-II X-ray bursts in accreting neutron stars may be mediated by the centrifugal barrier; this requires nearly aligned configuration. Centrifugally-barriered material trapped in the magnetosphere may lead to periodic obscuration (“dips”) in the light curve of the host star, *e.g.*, as observed in accreting young stellar objects and X-ray binaries.

**Key words:** Physical data and processes: accretion, accretion discs; magnetic fields

## 1 INTRODUCTION

Accretion onto a magnetized star is a classical problem in astrophysics. This includes accretion onto neutron stars, (Basko & Sunyaev 1975; Ghosh & Lamb 1979; Ghosh et al. 1977; Bildsten et al. 1997; Mushtukov & Tsygankov 2022), accretion onto WDs - Intermediate Polars (Ferrario et al. 2015), and in young protostars (Shu et al. 1994; McKee & Ostriker 2007; Zanni & Ferreira 2009, 2013).

In an accepted picture (Lamb et al. 1973; Ghosh et al. 1977; Lipunov et al. 1992), steady state accretion disks tends to have the inner edge of the accretion disk near the corotation radius. The disk material first moves inward through the disk (Shakura & Sunyaev 1973), and later on couples, through some kind of dissipative processes (Arons & Lea 1976) to the magnetosphere and flows onto the central star.

Many models agree on the fact that for accretion to occur the truncation radius  $R_{in}$  of the disk is located inside the corotation radius (*e.g.*, Miller & Stone 1997). For oblique case, accretion takes a form of funnel flows (Romanova et al. 2002; Bessolaz et al. 2008).

In this paper we consider effects of gravitational attraction and centrifugal barrier. As the plasma inside the inner edge of the disk is expected to be magnetically dominated, it can flow mostly along magnetic field lines. We consider several cases (pure dipole and/or magnetosphere distorted by the currents in the disk (see Abolmasov & Biryukov 2020, for a somewhat related treatment). Presence of the accretion barrier has been discussed in a number of works (Syunyaev & Shakura 1977; Lipunov et al. 1992; Spruit & Taam 1993; D’Angelo & Spruit 2012). It was typically assumed that the barrier is located outside of the corotation. We demonstrate that it is slightly inside for the aligned case.

## 2 DYNAMICS OF MAGNETOSPHERIC ACCRETION

### 2.1 The basics: pure dipole, aligned case $\theta_\mu = 0$

In the present work we consider the dynamics of the flows from the disk onto the central star. As the inflowing matters enters the magnetosphere of the host, it’s dynamics quickly becomes controlled by the ever-increasing magnetic field. The matter mostly flows along the rotating fields lines. Two forces are at play: gravitational attraction towards the star, and the centrifugal repulsion of the material following the field lines. The actions of the gravitational

and centrifugal forces, combined with restricted motion along the magnetic field lines create complicated dynamical system.

There is gravitational attraction acceleration

$$\mathbf{F}_g = -\frac{GM}{r^2} \mathbf{e}_r \quad (1)$$

( $\mathbf{e}_r$  is a spherical radial unit vector).

For matter bound to the magnetic field lines rotating with the star at frequency  $\Omega$  there is also a centrifugal acceleration

$$\mathbf{F}_c = r\Omega^2 \mathbf{e}_\varpi \quad (2)$$

( $\mathbf{e}_\varpi$  is a cylindrical radial unit vector). The total force acting on a particles is  $\mathbf{F}_{tot} = \mathbf{F}_g + \mathbf{F}_c$ .

For a particle trying to fall onto the magnetized central star along the dipolar magnetic field, the important parameter is the projection of the force  $\mathbf{F}_{tot}$  along the local magnetic field. For some configurations the resulting force will try to pull the particles inward (hence accretion), for some cases the centrifugal repulsion (along the magnetic field) will dominates - the centrifugal barrier.

In what follows we assumes that the disk plane is perpendicular to the spin of the central star - the spin is along  $z$  axis, the disk is in the  $x - y$  plane.

Let's consider the aligned case, when the magnetic moment is aligned with the spin. In the (arbitrary)  $x - z$  plane the unit magnetic field is

$$\mathbf{b} = \left\{ \frac{3\sqrt{2} \sin \theta \cos \theta}{5 + \sqrt{3} \cos(2\theta)}, \frac{1 + 3 \cos(2\theta)}{\sqrt{10 + 6 \cos(2\theta)}} \right\} \quad (3)$$

(this is unit magnetic field vector in Cartesian coordinates  $\{x, z\}$ , expressed as function of polar angle  $\theta$ ).

We find for the force parallel to the magnetic field:

$$\begin{aligned} F_{\parallel} &= (\mathbf{F}_{tot} \cdot \mathbf{b}) \propto (3\tilde{r}^3 \cos(2\theta) - 3\tilde{r}^3 + 4) \cos \theta \\ \tilde{r} &= \frac{r}{R_c} \\ R_c &= \left( \frac{GM}{\Omega^2} \right)^{1/3} \end{aligned} \quad (4)$$

Condition  $F_{\parallel} = 0$  gives the location of the null points - where the force of gravitational attraction and centrifugal repulsion, as projected along the magnetic field line, balance out:

$$\tilde{r} = \frac{(2/3)^{1/3}}{\sin^{2/3} \theta} \quad (5)$$

see Fig. 1; the case  $\tilde{r} = 1$ ,  $\theta = \pi/2$  is just a special singular point. The scaling  $\sin^{-2/3} \theta$  is known (Lipunov et al. 1992).

Importantly, the centrifugal barrier is located *inside* the corotation radius, extending from  $(2/3)^{1/3} R_c$  to  $R_c$ . Within the barrier particle leaving the disk would be pushed back by the dominant centrifugal force. (The field lines that extend to  $R_c$  crosses the null line at  $\sin \theta = (2/3)^{1/8}$ ). Taken at face value: for an aligned rotator accretion from the co-rotation radius is impossible - the disk should extend to the inner radius  $R_{in}$  less than the radius of the centrifugal barrier  $R_{cb}$ ,  $R_{in} \leq R_{cb} \leq R_c$ .

## 2.2 Oblique dipole $\theta_\mu \neq 0$

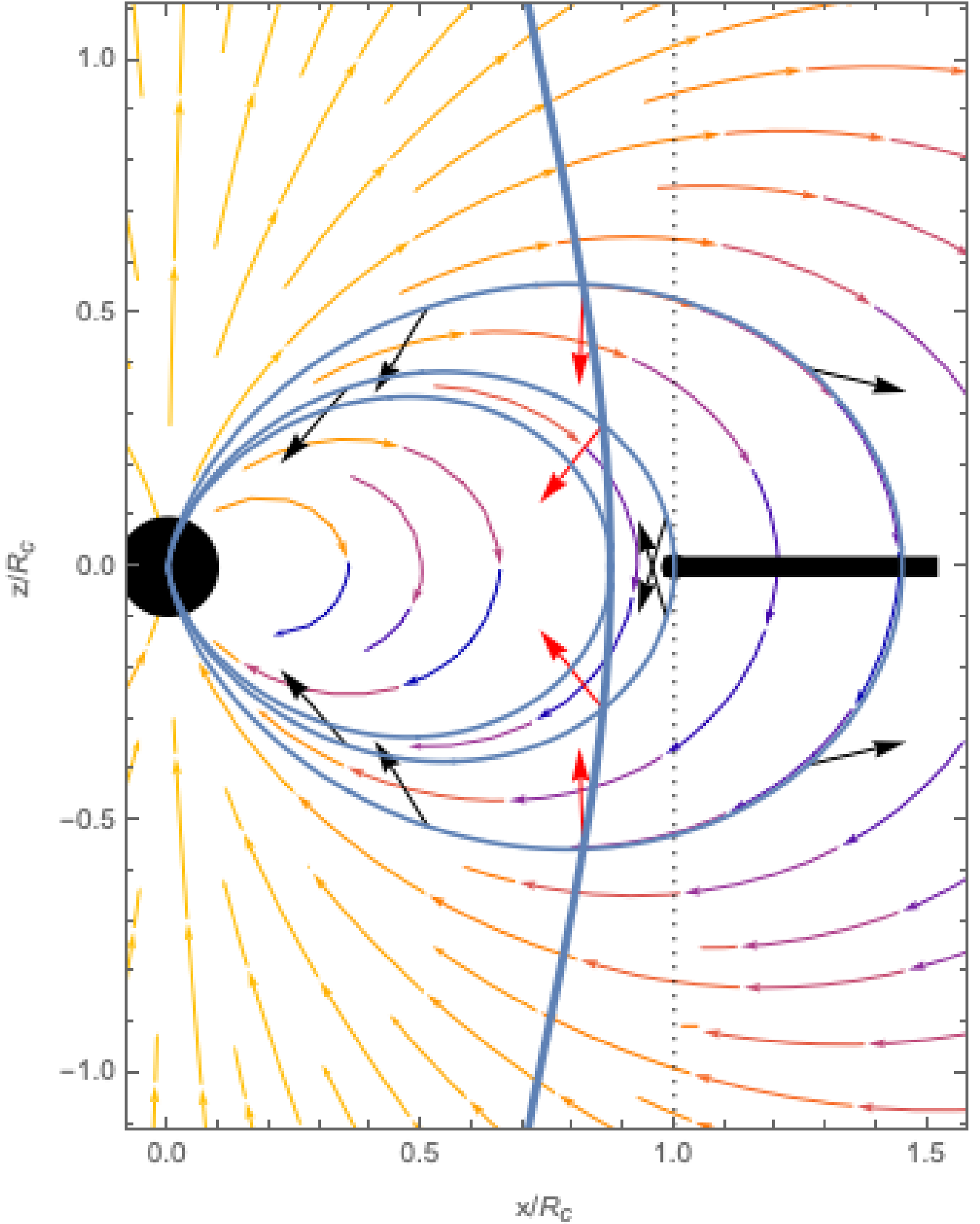
Next we extend the results to the oblique case. Using relations for the magnetic field of an oblique dipole one can find location of the points where the total force is perpendicular to the magnetic field as a function of azimuthal angle  $\phi$ :

$$\begin{aligned} \tilde{r} &= \left( \frac{4 \cos \Theta}{\cos \Theta (1 - 3 \cos(2\theta)) + 2 \cos \Theta \cos \theta_\mu} \right)^{1/3} \\ \cos \Theta &= \sin \theta \cos \phi \sin \theta_\mu + \cos \theta \cos \theta_\mu \end{aligned} \quad (6)$$

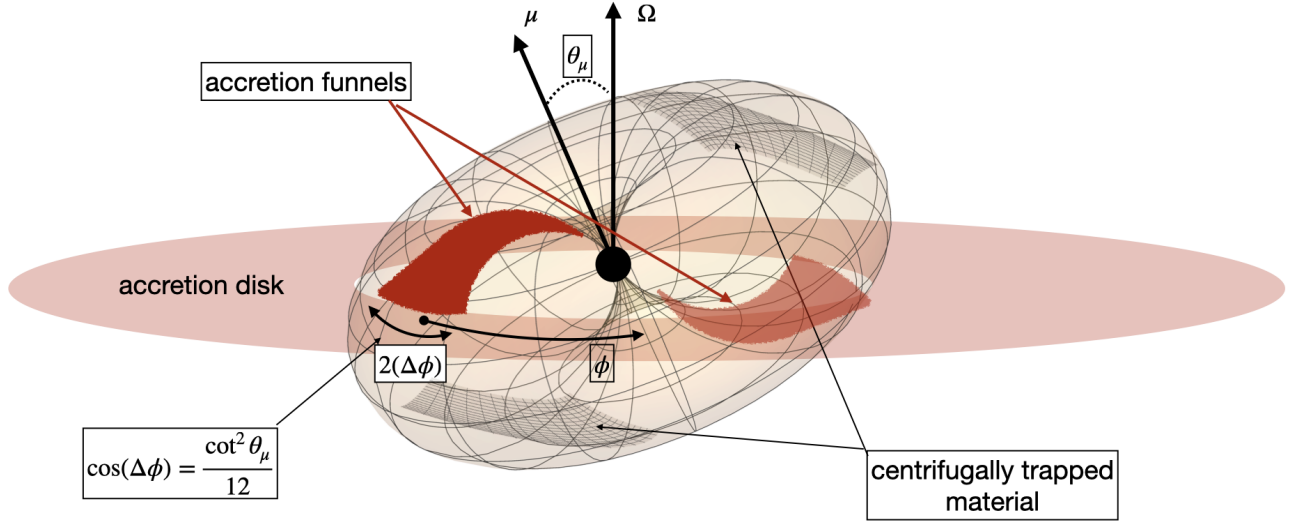
(the dipole moment is in the plane  $\phi = 0$ , see Fig. 2).

For the flow in the  $\mu - \Omega$  plane the null line is now at

$$\tilde{r} = 2^{2/3} \frac{\cos^{1/3}(\theta - \theta_\mu)}{\sin^{1/3} \theta (3 \sin(2\theta - \theta_\mu) + \sin \theta_\mu)^{1/3}}, \quad (7)$$



**Figure 1.** Geometry of forces for aligned rotator. Distances are normalized to the corotation radius  $R_c$ . Arrows (normalized to a fixed length) indicate the sum of gravitational and centrifugal forces. The thick line, Eq. (5), indicates where the total force is perpendicular to the local magnetic field. To the left of that line particles are pulled towards the star, to the right they are pushed away by the centrifugal forces. There is a gap that would prevent accretion from the disk ending at the corotation radius.



**Figure 2.** Cartoon of the accretion flow onto magnetized central star. At every moment there are two accretion streams, flowing mostly in the  $\mu - \Omega$  plane. At the opposite part of each magnetic hemisphere centrifugally-barriered material accumulates. Angle  $\phi$  is measured from the  $\mu - \Omega$  plane.

Fig. 3.

For any  $\theta_\mu \neq 0$  there are field lines that start in the equatorial plane just inside the corotation, and connect to the star always with inward-directed projection of the total force. If oblique disk extends to  $\leq R_c$  the accretion can be continuous. For the field line connecting to the corotation radius there is a critical obliquity angle  $\theta_\mu^{(crit)}$ ,

$$\tan \theta_\mu^{(crit)} = \frac{1}{2\sqrt{3}} \quad (8)$$

For  $\theta_\mu \leq \theta_\mu^{(crit)}$  there exists a “buffer” - a region at  $r < R_c$  where the centrifugal force dominates over the gravitation attraction (hence, formally preventing accretion). For  $\theta_\mu \geq \theta_\mu^{(crit)}$  a channel for accretion opens up: but only in one hemisphere, for each corotation point.

For the general case (oblique dipole, flow starting at arbitrary azimuthal angle), there is a clear interesting result: flow in the orthogonal plane  $\phi = \pm\pi/2$ . We find that in that plane the relations reduce to the aligned case (5). The centrifugal barrier between  $R_{cb}$  and  $R_c$  would prevent accretion from the  $R_c$  at that location, Fig. 4-5.

For accretion from the corotation radius at arbitrary azimuthal angle  $\phi$  the critical magnetic obliquity angle becomes

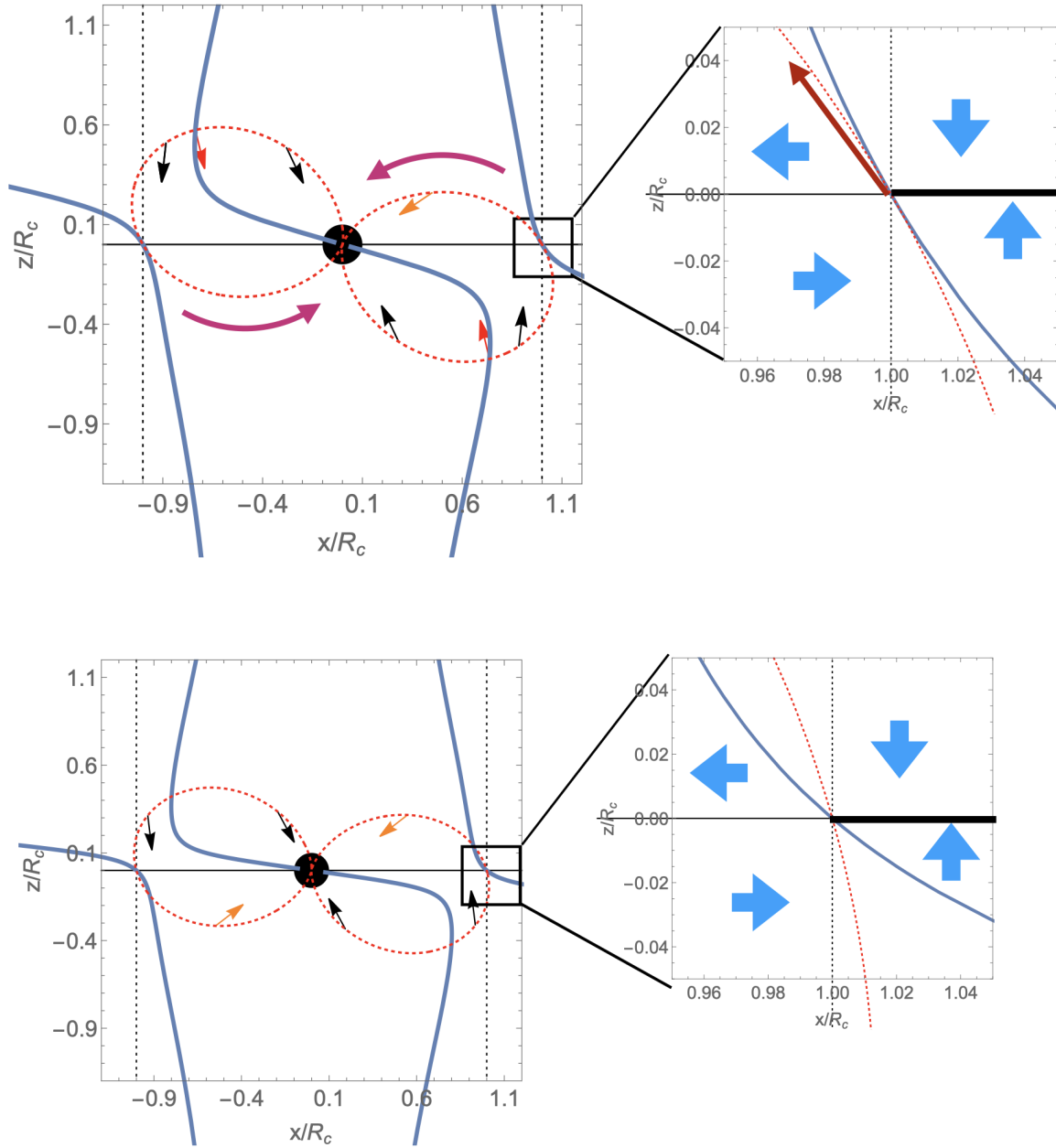
$$\tan \theta_\mu^{(crit)} = \frac{1}{2\sqrt{3} \cos \phi} \quad (9)$$

( $\phi = 0$  corresponds to the  $\Omega - \mu$  plane). Thus, for a given magnetic obliquity angle  $\theta_\mu$  accretion from the corotation radius can proceed only for

$$\cos \phi \leq \frac{\cot^2 \theta_\mu}{12} \quad (10)$$

### 2.3 Centrifugally-barriered material

Material will be centrifugally pushed away along the field lines in the regions where centrifugal force dominates over gravity (as projected along a given field). In the bead-on-wire approximation then the material will be accumulated



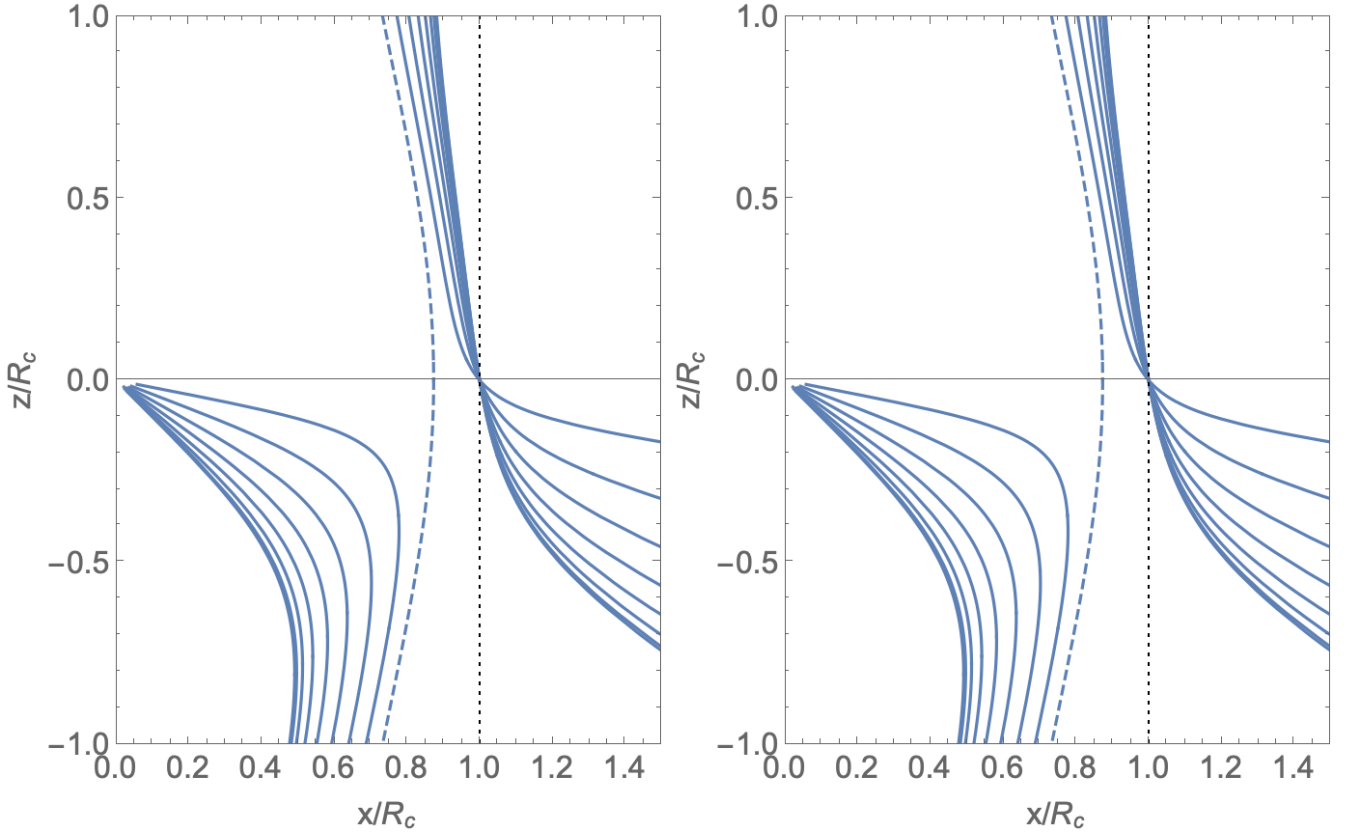
**Figure 3.** Critical case and sub-critical case ( $\theta_d = \theta_d^{(crit)}/2$ ). Blue arrows indicate general direction of force on particles outside the disk. Particles may come from the inner edge of the disk along the magnetic field line (dashed red). For the inflow to occur the dashed red line should be to the left of the null line. In the subcritical case the total gravitational plus centrifugal force prevents such a low. Thick maroon arrows in the critical case indicate possible direction of the flow.

at the furthest points given by

$$(1 - 3 \cos(2\theta)) \cos \phi \sin \theta_\mu + 3 \sin(2\theta) \cos \theta_\mu = 0 \quad (11)$$

(For given inclination angle  $\theta_\mu$  and given azimuth  $\phi$  (with respect to the  $\Omega - \mu$  plane) this relation determines the location of points of furthest radial extent of a given field lines, Fig. 5-2.

As enough material is accumulated, bead-on-wire approximation will be broken, and material will be expelled from



**Figure 4.** Location of the centrifugal barrier for different azimuthal angles  $\phi = 0, \pi/16 \dots \pi/2$  for two magnetic inclination angles  $\theta_\mu = \pi/4$  and  $\theta_\mu = \theta_\mu^{(crit)}$ . Dashed lines are for  $\phi = \pi/2$ . At these points the accretion flow is the same as for the aligned case. This picture illustrates that different azimuthal angles have different centrifugal barriers - as a result, generically, one expects two accretion funnels.

the magnetosphere. Estimating moment of inertial of the trapped plasma as

$$I_{trapped} \sim \rho R_c^5 \sim \frac{B_*^2 R_*^6}{8\pi G M_*}$$

$$\rho(R_c \Omega)^2 \sim \frac{B(R_c)^2}{8\pi} \quad (12)$$

The value of  $I_{trapped}$  is tiny compared with the moment of inertia of the central star, hence no effect on the timing of the central star is expected.

### 3 CENTRIFUGAL BARRIER IN MAGNETOSPHERES DISTORTED BY THE DISK

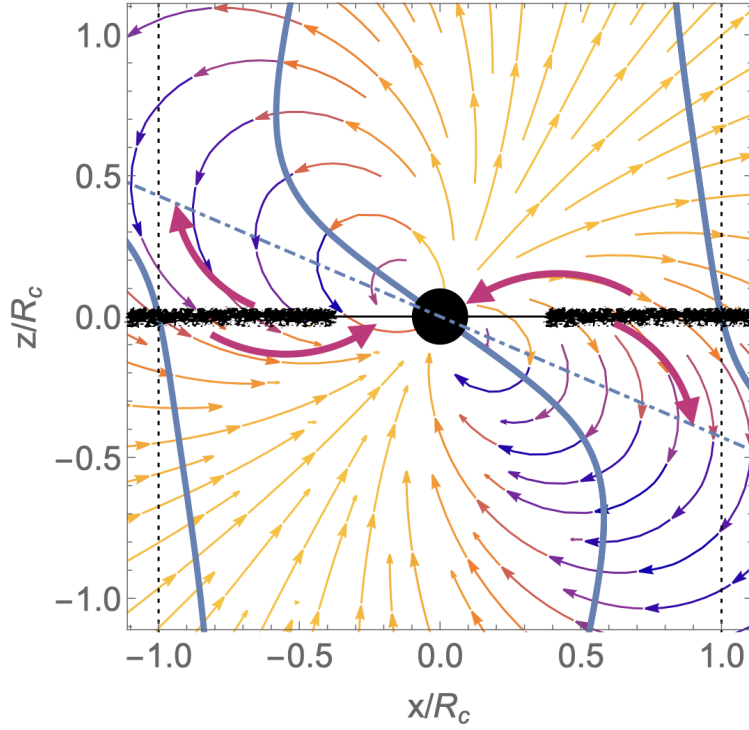
Aly (1980) and Aly (priv. comm., unpublished) (see also Riffert 1980; Aly 1985; Aly & Kuipers 1990) found a sequence of solution for a dipole plus diamagnetic disk. Solutions extend from configurations with all fields closed,

$$X = \sqrt{2}a \cos(\theta) \sqrt{\frac{1}{-a^2 + r^2/Y + r^2}}$$

$$Y = \frac{r^2}{\sqrt{4a^2 r^2 \cos^2(\theta) + (r^2 - a^2)^2}}$$

$$B_r = \left( \frac{1 - Y}{X} + \arctan(X) \right) \frac{4 \cos(\theta)}{\pi r^3} \mu$$

$$B_\theta = \left( \frac{\cot^2(\theta) \left( \frac{X^2 Y (a^2 + r^2) \sec^2(\theta)}{a^2} - 1 \right)}{X} + \arctan(X) \right) \frac{2 \sin(\theta)}{\pi r^3} \mu, \quad (13)$$



**Figure 5.** Illustration of the magnetospheric structure for  $\theta_\mu = \pi/4$ , cut along  $\phi = \pi/4$  plane. Solid lines are centrifugal barriers. Dot-dashed lines are the points of furthest extension of a given field lines, Eq. (11). Centrifugally-barriered material is expected to accumulate there, see §2.3. To supply such material the disk should extend to  $\leq R_c$ . Maroon lines indicate the possible matter trajectories.

to the fully *balanced* magnetic dipole confined by the disk (there is no magnetic stress at the inner edge):

$$\begin{aligned}
 A_\phi &= \left[ \frac{2}{\pi} \left( \frac{\tilde{X}}{a^2 \sin \theta} + \frac{\sin \theta \arctan(\tilde{X})}{r^2} - \frac{\cos(\theta) \cot \theta}{r^2 \tilde{X}} \right) + \frac{8}{2\pi a r \sin \theta} \left( 1 - \frac{r}{a} \tilde{X} \right) \right] \mu \\
 \tilde{X} &= a \cos \theta \sqrt{\frac{2}{\sqrt{4a^2 r^2 \cos^2(\theta) + (r^2 - a^2)^2} - a^2 + r^2}} \\
 \mathbf{B} &= \text{curl } \mathbf{A} \\
 \mu &= B_* R_*^3
 \end{aligned} \tag{14}$$

where  $a$  is the inner edge of the disk. At the inner edge of the disk the magnetic field diverges for the (13) case, and is zero for (14) (hence there is no force on the disk). The separatrix between the open and closed field lines is at  $\theta_1 = -\pi/6$  (the angle between the separatrix and the vertical axis  $z$ ).

Assuming that the inner edge is at corotation,  $a = R_c$ , we find that for the fully confined dipole (13) the centrifugal barrier extends down to  $r = 0.719R_c$ , Fig. 6.

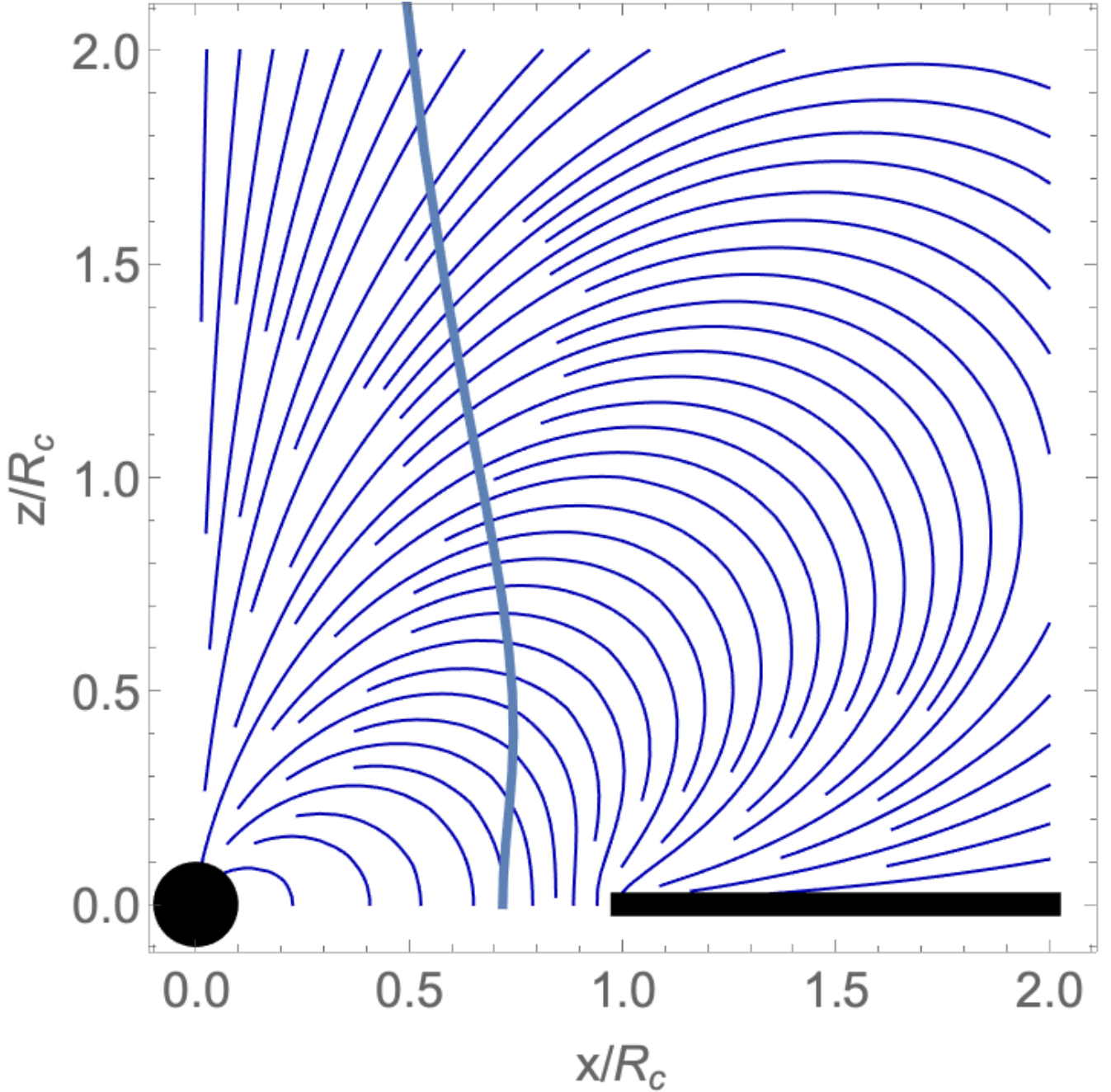
For the balanced disk (14), see Fig. 7. Since the field structure becomes nearly monopolar, approximately the null point is at

$$\tilde{r} = \frac{1}{\sin^{2/3} \theta} \tag{15}$$

The centrifugal barrier is at the corotation near equator. Zooming-in, near the point  $\theta = \pi$ ,  $r = R_c$  the total force near corotation point evaluates to

$$\mathbf{F}_{tot} \propto \{3\delta r, z\} \tag{16}$$

where  $\delta r = r - R_c$ . Thus, in this case there is no centrifugal barrier for the flow from the co-rotation barrier, Fig. 7 - centrifugal barrier is outside the separatrix. (Since for the balanced case (14) there is no centrifugal barrier for accretion from the corotation radius, there is a partially opened configuration when the null line aligns with the separatrix.)



**Figure 6.** Structure of the magnetic field for fully confined dipole. Solid line is the centrifugal barrier (it extends down to  $r = 0.719R_c$  at equator).

## 4 DISCUSSION

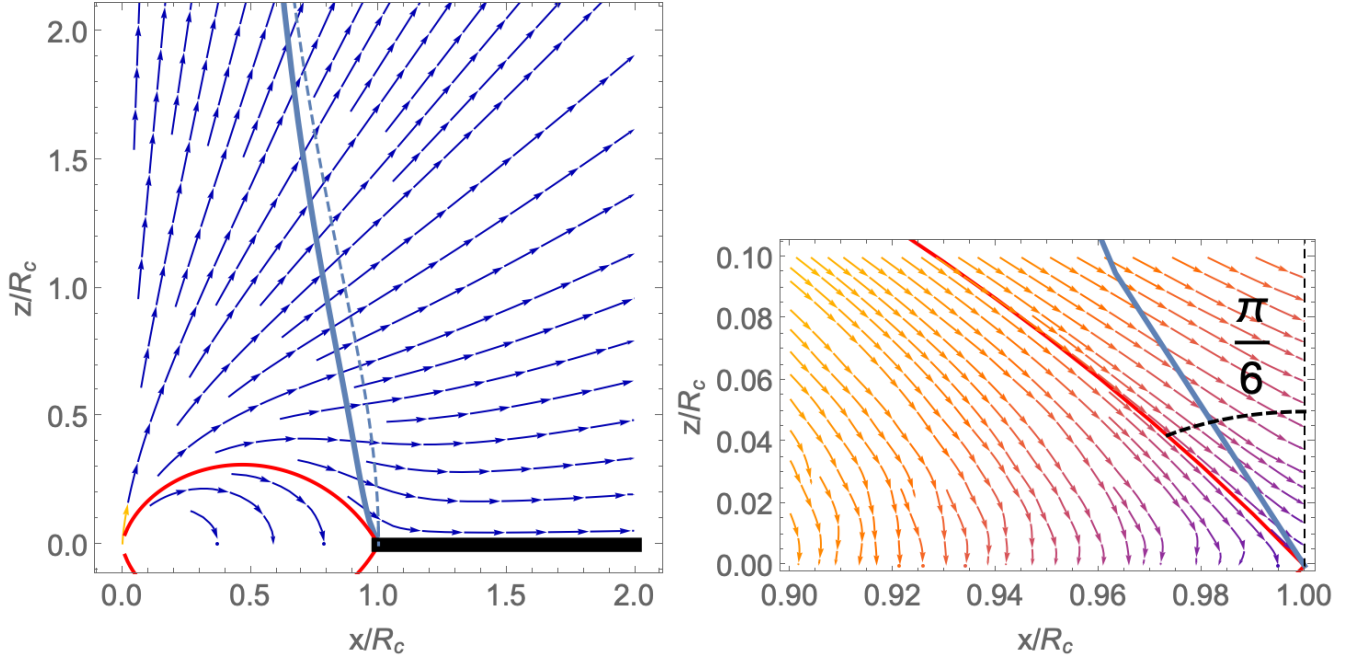
### 4.1 Type-II X-ray bursters

How does the accretion proceed in the (nearly) aligned case resistive (dipolar) case, when it is formally prohibited from the corotation radius? For steady-state accretion the system tends to evolve fairly quickly to the corotation state. Large accretion rates, when the Alfvén radius

$$r_A = \left( \frac{B_*^4 R_*^{12}}{2GM_* \dot{M}} \right)^{1/7} \quad (17)$$

is smaller than  $R_c$ , will spin-up the star, reducing  $R_c$  towards  $r_A$ , while small accretion rate will slow down the star in the propeller regime, increasing  $R_c$  towards  $r_A$ .





**Figure 7.** Structure of the magnetic field for a balanced diamagnetic disk. Red line is the separatrix between open and closed field lines, solid line is the null point (where the combined gravitational and centrifugal force balance out). Dashed line is approximation for monopolar field (15). Right panel: zoomed-in region near the co-rotation point. Since the separatrix is always inside the null line, there is no centrifugal barrier for accretion from the corotation point in the case of diamagnetic disk.

Since system evolves towards corotation, but accretion in that case is not allowed, how does accretion occur? Penetration of the accreting material through rotating magnetosphere has been considered by a number of authors - theoretically (Arons & Lea 1976; Spruit & Taam 1993) and numerically (*e.g.*, Long et al. 2005). The critical issue is the role of MHD instabilities in the transition layer. The magnetic field, being a “light fluid” is likely to become “porous” via development of tearing and/or ballooning/flute instabilities. Rotation adds another complication: shearing of the inner edge of the disk.

The question is whether instabilities would provide a nearly constant flow (similar to the case of Solar hedgerow prominences Chae 2010), will be dominated by rare major disruptions, or, most likely, a combination thereof. On the one hand, observations of the type-II X-ray bursts in accreting neutron stars seem to indicate rare major disruptions: the fluence in a type II burst is proportional to the waiting time to the next burst (Lewin et al. 1993). On the other hand the Rapid Burster occasionally behaves as a normal Low Mass X-ray Binary, not showing type II bursts - a possible interpretation is that during this state penetration of the material into the magnetosphere is dominated by numerous small-scale instabilities. The fact that persistent X-ray luminosity (presumably due to continuous plasma penetration and time-average type-II X-ray bursts luminosity are of the same order (but may vary by a factor of a few Lewin et al. 1993) indicates that both processes (quasi-steady and catastrophic accretion) are important.

Our model is not much different from the standard one, that material is accumulated near the inner edge of the disk, and is damped occasionally - with the subtle difference that matter accumulation occurs not outside the corotation, but outside the centrifugal barrier at  $R_{cb}$ . A clear prediction is that the type-II X-ray bursters are nearly aligned rotators (*e.g.*, van den Eijnden et al. 2017). This is consistent with the fact that the Rapid Burster MXB 1730-335 does not show pulsations. Breaking of the centrifugal barrier is expected to be nearly axisymmetric in this case (see also Spruit & Taam 1993; Romanova et al. 2012; Bagnoli et al. 2015).

#### 4.2 Magnetospheric absorption

The material trapped in the magnetosphere may cause quasi-eclipses of the parent star, and can shadow the disk. First, disk shadowing is observed in some protoplanetary disks (*e.g.*, Mayama et al. 2018). In the present model there are four regions of enhanced density with the magnetosphere: two accretion streams, plus two regions of trapped centrifugally-barriered material. Both can absorb/scatter radiation from the central star. But as they are symmetric, we expect two shadows on the outer disk. Two shadows per period are indeed inferred.

Periodic intensity dips are observed *e.g.*, in some T Tauri stars (“dippers”, Bouvier et al. 1999) and X-Ray binaries

(Parmar et al. 1986). Both the streams and trapped material can lead to absorption of radiation from the central star, potentially producing two dips per period. Also, in the critical case, Fig. 3 top row, material from the edge of the disk can both be accreted (top hemisphere) and ejected (bottom hemisphere). This can potentially create four streams, two in each hemisphere.

The centrifugally-barriered material will be periodically centrifugally expelled. No associated timing signal in the rotational properties of the central star is expected.

## 5 CONCLUSION

We reconsidered the basic properties of accretion onto a magnetized central star using a number of idealized models for the magnetosphere: pure dipole and dipole plus diamagnetic disk. First, for the pure dipolar field, we find that for small magnetic inclination angles accretion from the disk extending down to just the corotation radius is impossible - the inner edge of the disk should be at  $R_{cb} = (2/3)^{1/3}R_c = 0.87R_c$ . For higher magnetic obliquity angles accretion proceeds along two counter-aligned streams, the funnel flows. The width of the funnel flows increases with magnetic obliquity, but they remain separated. If the inner edge of the disk is at radii smaller than  $(2/3)^{1/3}R_c$  then accretion can proceed at every azimuth point, forming two accretion curtains each spanning  $\geq 180^\circ$  near each pole.

Second, we consider magnetospheres distorted by the disk - from the complete confinement of the field by the disk, to balanced configurations that produce no force on the disk. In these aligned cases the centrifugal barrier can be as deep as  $0.71R_c$  (for the confined dipole),

All the models we considered (pure dipole, purely confined dipole, and magnetically balanced disk) are surely mathematical idealization, but they are likely to “bracket” the more realistic cases. Pure dipole is the extreme resistive case (when the disk does not affect the dipolar magnetospheric structure); purely confined dipole is the extreme ideal case, when the confined field cannot break out through the disk; magnetically balanced disk assumes that the confined magnetic field was able to break out and relax to balanced configuration.

## 6 ACKNOWLEDGEMENTS

I would like to thank Pavel Abolmasov, Juri Poutanen, Sergey Tsygankov and Yanqin Wu for discussions. Important analytical solution (14) is by Jean Jacques Aly. This work had been supported by NASA grants 80NSSC18K064, 80NSSC17K0757 and 80NSSC20K0910, NSF grants 1903332 and 1908590.

## 7 DATA AVAILABILITY

The data underlying this article will be shared on reasonable request to the corresponding author.

## REFERENCES

- Abolmasov, P., & Biryukov, A. 2020, MNRAS, 496, 13  
 Aly, J. J. 1980, A&A, 86, 192  
 Aly, J. J. 1985, in *Unstable Current Systems and Plasma Instabilities in Astrophysics*, ed. M. R. Kundu & G. D. Holman, Vol. 107, 217–219  
 Aly, J. J., & Kuijpers, J. 1990, A&A, 227, 473  
 Arons, J., & Lea, S. M. 1976, ApJ, 207, 914  
 Bagnoli, T., in’t Zand, J. J. M., D’Angelo, C. R., & Galloway, D. K. 2015, MNRAS, 449, 268  
 Basko, M. M., & Sunyaev, R. A. 1975, *Soviet Journal of Experimental and Theoretical Physics*, 41, 52  
 Bessolaz, N., Zanni, C., Ferreira, J., Keppens, R., & Bouvier, J. 2008, A&A, 478, 155  
 Bildsten, L., Chakrabarty, D., Chiu, J., et al. 1997, ApJS, 113, 367  
 Bouvier, J., Chelli, A., Allain, S., et al. 1999, A&A, 349, 619  
 Chae, J. 2010, ApJ, 714, 618  
 D’Angelo, C. R., & Spruit, H. C. 2012, MNRAS, 420, 416  
 Ferrario, L., de Martino, D., & Gänsicke, B. T. 2015, *Space Sci. Rev.*, 191, 111  
 Ghosh, P., & Lamb, F. K. 1979, ApJ, 232, 259  
 Ghosh, P., Lamb, F. K., & Pethick, C. J. 1977, ApJ, 217, 578  
 Lamb, F. K., Pethick, C. J., & Pines, D. 1973, ApJ, 184, 271  
 Lewin, W. H. G., van Paradijs, J., & Taam, R. E. 1993, *Space Sci. Rev.*, 62, 223  
 Lipunov, V. M., Börner, G., & Wadhwa, R. S. 1992, *Astrophysics of Neutron Stars*, 108  
 Long, M., Romanova, M. M., & Lovelace, R. V. E. 2005, ApJ, 634, 1214

- Mayama, S., Akiyama, E., Panić, O., et al. 2018, *ApJ*, 868, L3  
McKee, C. F., & Ostriker, E. C. 2007, *ARA&A*, 45, 565  
Miller, K. A., & Stone, J. M. 1997, *ApJ*, 489, 890  
Mushtukov, A., & Tsygankov, S. 2022, *arXiv e-prints*, arXiv:2204.14185  
Parmar, A. N., White, N. E., Giommi, P., & Gottwald, M. 1986, *ApJ*, 308, 199  
Riffert, H. 1980, *Ap&SS*, 71, 195  
Romanova, M. M., Ustyugova, G. V., Koldoba, A. V., & Lovelace, R. V. E. 2002, *ApJ*, 578, 420  
—. 2012, *MNRAS*, 421, 63  
Shakura, N. I., & Sunyaev, R. A. 1973, *A&A*, 24, 337  
Shu, F., Najita, J., Ostriker, E., et al. 1994, *ApJ*, 429, 781  
Spruit, H. C., & Taam, R. E. 1993, *ApJ*, 402, 593  
Syunyaev, R. A., & Shakura, N. I. 1977, *Soviet Astronomy Letters*, 3, 138  
van den Eijnden, J., Bagnoli, T., Degenaar, N., et al. 2017, *MNRAS*, 466, L98  
Zanni, C., & Ferreira, J. 2009, *A&A*, 508, 1117  
—. 2013, *A&A*, 550, A99