

# Doubly robust estimation and sensitivity analysis for marginal structural quantile models

Chao Cheng

Department of Biostatistics,  
Center for Methods in Implementation and Prevention Science,  
Yale School of Public Health,

and

Liangyuan Hu

Department of Biostatistics and Epidemiology, Rutgers University,  
and

Fan Li

Department of Biostatistics,  
Center for Methods in Implementation and Prevention Science,  
Yale School of Public Health

August 1, 2023

## Abstract

The marginal structure quantile model (MSQM) provides a unique lens to understand the causal effect of a time-varying treatment on the full distribution of potential outcomes. Under the semiparametric framework, we derive the efficiency influence function for the MSQM, from which a doubly robust estimator is proposed. We show that the doubly robust estimator is consistent if either of the models associated with treatment assignment or the potential outcome distributions is correctly specified, and is semiparametric efficient if both models are correct. We also develop a novel sensitivity analysis framework for the assumption of no unmeasured time-varying confounding.

*Keywords:* double robustness; efficient influence function, inverse probability weighting; iterative conditional regression; time-varying confounding.

# 1 Introduction

In longitudinal observational studies, the causal effect of a time-varying treatment is typically defined based on the mean potential outcome. However, in health sciences research, outcomes often exhibit heavy tails or skewness. In such cases, the quantiles (median, upper, or lower quartiles) of these outcomes may provide a more meaningful summary measure than the mean. For example, HIV viral load, a primary outcome in many HIV/AIDS studies, is known to have an asymmetric distribution (Wu & Zhang 2002). Consequently, the median HIV viral load is often considered a more representative measure of the population center. In other scenarios, the tail of the outcome distribution proves useful for medical decision-making, especially when the treatment is designed to target extreme values. Our data application in Section 7 aims to assess the effect of antihypertensives on blood pressure among patients who developed severe inpatient hypertension (Ghazi et al. 2022). In this context, the causal effects defined on the upper quantiles of the blood pressure distribution are directly relevant for safety considerations, whereas the typical average causal effect defined on the mean potential outcome does not adequately capture shifts in the extremes.

With a static time-varying treatment, there have been only limited methods for estimating the quantile causal effects. Robins (2000) and Vansteelandt & Joffe (2014) elaborated on the structural nested distribution models (SNDMs) and the associated method of  $g$ -estimation for evaluating the longitudinal treatment effect on the entire distribution of the outcome. However, the resulting estimator may be computationally intensive with a large number of time points and limited software is available to implement SNDMs. As a computationally efficient alternative, Hogan & Lee (2004) first introduced the marginal structural quantile model (MSQM) to characterize the longitudinal causal effects on quantiles of the potential outcome, and an accompanying inverse probability weighting (IPW) approach to address time-dependent confounding. The structural nested model and the marginal structural model each have their own pros and cons, and comparative summaries of their strengths are provided, for example, in Robins (2000) and Daniel et al. (2013). While the IPW estimation of the MSQM is straightforward to implement, its consistency heavily relies on a series of correctly specified longitudinal propensity score models. Moreover, the use of weighting alone leads to an inefficient estimator, a limitation acknowledged in marginal structural models as noted by Daniel et al. (2013). To date, a formal treatment of the semiparametric theory and the development of a semiparametric efficient estimator for MSQM remain unexplored. Compared to IPW, another distinctive characteristic of

a semiparametric efficient estimator is that it is consistent even when certain aspects of the working models are misspecified. This feature provides an additional opportunity to correctly capture the causal effect on outcome quantiles of a time-varying treatment.

In this article, we develop a general semiparametric framework to obtain new estimators for identifying the causal effects of a time-varying treatment parameterized by the MSQM. As a complement to the IPW (Hogan & Lee 2004), we first propose an iterative conditional regression (ICR) approach based on a sequence of nested regressions for the outcome distributions given the time-dependent covariates and treatment history. We then derive the efficient influence function (EIF) for the causal parameters of the MSQM, which then motivates a doubly robust and locally efficient estimator that combines IPW and ICR. This doubly robust estimator offers stronger protection against model misspecification (than IPW and ICR alone), and permits consistent estimation of the MSQM when either the models associated with IPW or those with ICR are correctly specified. When all models are correct, the doubly robust estimator achieves the semiparametric efficiency lower bound (Bickel et al. 1993). Construction of the doubly robust MSQM estimator differs from the doubly robust estimators for the marginal structural mean models (MSMMs) (Bang & Robins 2005, Petersen et al. 2014, Babino et al. 2019) in that (i) the estimating equation for the doubly robust MSQM estimator is discontinuous in the causal parameters and (ii) the specification of the full potential outcome distribution is required, as dictated by the form of the EIF. To alleviate the computational challenge with discontinuity, we consider a local distribution function to construct an asymptotically equivalent and yet smoothed estimating equation, which permits the use of a standard derivative-based algorithm for point estimation as well as fast computation of the asymptotic standard errors. To assist flexible specification of outcome distribution, we use a series of nested heteroscedastic Gaussian linear regressions (subject to a monotone transformation of the original outcome). Under mild regularity conditions, we prove the doubly robust consistency and asymptotically normality of our new MSQM estimator. Additionally, we discuss an associated extension designed to incorporate nonparametric machine learning estimators.

Our estimators for MSQM require the sequential ignorability assumption (Robins et al. 1999), which assumes the absence of unmeasured baseline and time-dependent confounding. This structural assumption is not empirically verifiable, and when violated, can lead to biased causal effect estimates. While the magnitude of point estimates and the length of the confidence intervals obtained under sequential ignorability themselves can sometimes reflect the strength of evidence against the causal null, a formal sensitivity analysis that

accounts for the impact due to unmeasured confounding can provide a more explicit and transparent context to interpret the study results (Rosenbaum et al. 2010). The existing literature on sensitivity analysis can be roughly partitioned into two paradigms—the *external adjustment* paradigm and the *confounding function* paradigm (Hu et al. 2022). The external adjustment paradigm, as exemplified by Rosenbaum & Rubin (1983), Imbens (2003), Rosenbaum (2004), and VanderWeele & Ding (2017), involves the adjustment for a hypothesized unmeasured confounder,  $U$ , in the analysis. The causal effect estimates are then evaluated by varying the association between  $U$  and other observed variables, a process parameterized by one or more sensitivity parameters. For example, Rosenbaum’s design sensitivity parameter,  $\Gamma$ , (Rosenbaum 2004) is defined as the maximum ratio of the odds of two individuals’ propensity scores with the same values of observed covariates but with different values of  $U$ , based on which one can investigate how large  $\Gamma$  would need to be for the results to be statistically insignificant. The external adjustment paradigm has been mainly applied in a cross-sectional setting with a point treatment. The confounding function paradigm (Robins 1999, Brumback et al. 2004), which was originally developed under MSMs, is particularly useful in capturing the complexity due to a time-varying treatment. Different from the external adjustment paradigm, the confounding function paradigm involves a confounding function, characterized by several sensitivity parameters, to describe the confounding effect due to all potentially unmeasured factors. In this article, we pursue the confounding adjustment paradigm and contribute a new sensitivity analysis strategy to assess the impact on MSQM estimates in the presence of unmeasured baseline and time-dependent confounding. The proposed sensitivity analysis approach expands the methodology in Brumback et al. (2004) in two important ways. First, we tailor the sensitivity analysis methods to MSQM by formulating a new confounding function to encode the magnitude and direction of unmeasured factors on the entire distribution of the potential outcome. Second, whereas Brumback et al. (2004) only considered a bias-corrected IPW estimator for the MSMM, we leverage the new confounding function to develop bias-corrected estimators for IPW, ICR, and doubly robust MSQM methods. The theoretical properties of the proposed sensitivity analysis methods are studied analytically and demonstrated empirically through simulations.

The remainder of this article is organized as follows. We describe the MSQM in Section 2 and introduce the IPW and ICR approaches in Section 3. In Section 4, we propose the doubly robust estimator and study its asymptotic properties. In Section 5, we propose a sensitivity analysis approach for the sequential ignorability assumption under MSQM. A

simulation study is conducted in Section 6 to examine the finite-sample performance of the proposed methodology. A real data application is given in Section 7, followed by brief concluding remarks in Section 8.

## 2 Marginal Structural Quantile Model

We consider a longitudinal observational study with  $n$  individuals that may receive treatments during for  $K$  equally-spaced periods. For  $k = 1, \dots, K$ , let  $A_k$  be the treatment administered during the  $k$ -th period that takes values in a finite set  $\mathbb{A}_k$  and  $\mathbf{L}_k$  be a vector of time-varying covariates or confounders measured at the beginning of the  $k$ -th period. For simplicity, we assume  $\mathbb{A}_k = \{0, 1\}$  such that  $A_k$  is a binary with  $A_k = 1$  indicating treatment and  $A_k = 0$  indicating control. We assume that a final outcome variable  $Y$  is observed at the end of the  $K$ -th period and is of scientific interest. A possible extension to the scenario with a repeated outcome is discussed in Section 8. To summarize, the observed data consists of  $n$  i.i.d. realizations of  $\mathbf{O} = \{\mathbf{L}_1, A_1, \mathbf{L}_2, A_2, \dots, \mathbf{L}_K, A_K, Y\}$ .

Throughout, we use an overbar/underbar notation to denote all past/future values of this variable; for example,  $\bar{A}_k = (A_1, \dots, A_k)$  is the treatment history up to the  $k$ -th period and  $\underline{A}_k = (A_k, \dots, A_K)$  is the treatment history from the  $k$ -th period onward to the  $K$ -th period. Let  $\bar{\mathbb{A}}_k = \{0, 1\}^{\otimes k}$  denote all possible treatment assignments in the first  $k$  periods;  $\underline{\mathbb{A}}_k = \{0, 1\}^{\otimes (K-k+1)}$  is similarly defined. Also, lower letters are used to denote realizations of random variables; for example,  $a_k$  is a realization of treatment variable  $A_k$ . We use  $f_{Z|X}(z|x)$  and  $F_{Z|X}(z|x)$  to denote the density function and the cumulative distribution function (CDF) of  $Z = z$  given  $X = x$ , respectively. Occasionally, we also abbreviate  $f_{Z|X}(z|x)$  and  $F_{Z|X}(z|x)$  to  $f_{Z|X}$  and  $F_{Z|X}$  without ambiguity.

We pursue the potential outcome framework (Rubin 1974, Robins 1999) to define the treatment effect estimands. Corresponding to each possible static treatment regimen  $\bar{a}_K \in \bar{\mathbb{A}}_K$ , let  $Y_{\bar{a}_K}$  be the potential outcome that this subject would have had if she or he followed the treatment regimen  $\bar{a}_K$ . We assume  $Y_{\bar{a}_K}$  is continuously distributed with support  $[y_{\min}, y_{\max}]$  in  $\mathbb{R}$ , where  $y_{\min}$  and  $y_{\max}$  can be  $-\infty$  and  $\infty$ . We specify the following MSQM with unknown causal parameter  $\boldsymbol{\theta}_q \in \mathbb{R}^p$  for  $Y_{\bar{a}_K}$ :

$$Q_{Y_{\bar{a}_K}^{(q)}|Z} = h(\bar{a}_K, \mathbf{Z}; \boldsymbol{\theta}_q) \quad \forall \bar{a}_K \in \bar{\mathbb{A}}_K, \quad (1)$$

where  $Q_{Y_{\bar{a}_K}^{(q)}|Z} = \inf \{y : F_{Y_{\bar{a}_K}|Z}(y|\mathbf{Z}) \geq q\}$  is the  $q$ -th quantile for the distribution of  $Y_{\bar{a}_K}$  given  $\mathbf{Z}$ ,  $h$  is a pre-specified smooth function, and  $\mathbf{Z}$  is a subset of baseline covariates  $\mathbf{L}_1$ . The MSQM (1) is a model of science that measures how quantiles of the potential outcome varies as a function of the treatment regimen and possibly baseline covariates.

Frequently, we posit  $h(\bar{a}_K, \mathbf{Z}; \boldsymbol{\theta}_q)$  as a linear function in terms of  $\bar{a}_K$  and  $\mathbf{Z}$ ; for example,  $h(\bar{a}_K, \mathbf{Z}; \boldsymbol{\theta}_q) = \theta_{0q} + \sum_{k=1}^K \theta_{kq} a_k + \boldsymbol{\theta}_{zq}^T \mathbf{Z}$ , where  $\boldsymbol{\theta}_q = [\theta_{0q}, \theta_{1q}, \dots, \theta_{Kq}, \boldsymbol{\theta}_{zq}^T]^T$ . We can then compare the treatment regimens,  $\bar{a}_K$  versus  $\bar{a}'_K$ , by contrasting  $Q_{Y_{\bar{a}_K}|\mathbf{Z}}^{(q)}$  versus  $Q_{Y_{\bar{a}'_K}|\mathbf{Z}}^{(q)}$  for a specific  $q \in (0, 1)$ . In practice,  $\tau_{\bar{a}_K, \bar{a}'_K|\mathbf{Z}}^{(q)} = h(\bar{a}_K, \mathbf{Z}; \boldsymbol{\theta}_q) - h(\bar{a}'_K, \mathbf{Z}; \boldsymbol{\theta}_q)$  can be used to measure the quantile causal effect by switching the treatment regimen from  $\bar{a}'_K$  to  $\bar{a}_K$ .

Our primary interest lies in estimating the structural causal parameter  $\boldsymbol{\theta}_q$  in model (1). Based on the theory of the marginal structural model (van der Laan et al. 2011, Chapter 9), we formally define the causal parameter of interest as the solution of the following equation with respect to  $\boldsymbol{\theta}_q$ :

$$E \left[ \sum_{\bar{a}_K \in \bar{\mathbb{A}}_K} d(\bar{a}_K, \mathbf{Z}; \boldsymbol{\theta}_q) \left\{ F_{Y_{\bar{a}_K}|\mathbf{Z}}(h(\bar{a}_K, \mathbf{Z}; \boldsymbol{\theta}_q)|\mathbf{Z}) - q \right\} \right] = \mathbf{0}, \quad (2)$$

where  $d(\bar{a}_K, \mathbf{Z}; \boldsymbol{\theta}_q) = \rho(\bar{a}_K, \mathbf{Z}) \times \frac{\partial}{\partial \boldsymbol{\theta}_q} h(\bar{a}_K, \mathbf{Z}; \boldsymbol{\theta}_q)$  is a  $p \times 1$  matrix and  $\rho(\bar{a}_K, \mathbf{Z})$  is a user-specified weight function that can depend on  $\bar{a}_K$  and  $\mathbf{Z}$ . A common choice of the weight function is  $\rho(\bar{a}_K, \mathbf{Z}) = 1$ , which intuitively gives equal weight to all possible treatment regimens. Hereafter, we consider model (1) as a working model, and use  $\boldsymbol{\theta}_{q0}$  to denote the true value of  $\boldsymbol{\theta}_q$ ; that is,  $\boldsymbol{\theta}_{q0}$  is the solution of equation (2). Equation (2) acts as a projection of the true outcome quantile function  $Q_{Y_{\bar{a}_K}|\mathbf{Z}}^{(q)}$  onto the specified working model  $h(\bar{a}_K, \mathbf{Z}; \boldsymbol{\theta}_q)$ . If  $h(\bar{a}_K, \mathbf{Z}; \boldsymbol{\theta}_q)$  is correctly specified such that  $F_{Y_{\bar{a}_K}|\mathbf{Z}}(h(\bar{a}_K, \mathbf{Z}; \boldsymbol{\theta}_{q0})|\mathbf{Z}) = q$ , then choice of  $\rho(\bar{a}_K, \mathbf{Z})$  will not affect consistency, since (2) has the same solution representing the true quantiles of potential outcome. In that case,  $\rho(\bar{a}_K, \mathbf{Z})$  may be selected based on efficiency considerations. For example, the stabilized inverse probability weight can be used to obtain a more efficient MSQM estimator (see Remark 1 below). Otherwise, if the working model (1) is misspecified, the parameter  $\boldsymbol{\theta}_q$  is also well-defined as the solution to (2), but its interpretation can depend on choice of  $\rho(\bar{a}_K, \mathbf{Z})$ .

Up until Section 6, we consider standard assumptions used in the longitudinal causal inference literature (Hernán et al. 2002) to identify the MSQM parameters: (A1) *consistency*,  $Y_{\bar{a}_K} = Y$  if  $\bar{A}_K = \bar{a}_K$ ; (A2) *sequential ignorability* or *no unmeasured time-varying confounding*, for  $k = 1, \dots, K$ ,  $Y_{\bar{a}_K} \perp A_k | \{\bar{\mathbf{L}}_k, \bar{A}_{k-1} = \bar{a}_{k-1}\}$ ,  $\forall \bar{a}_K \in \bar{\mathbb{A}}_K$ ; and (A3) *positivity*, for all  $k$  and  $\bar{a}_K$ , if  $f_{\bar{A}_{k-1}, \bar{\mathbf{L}}_k}(\bar{a}_{k-1}, \bar{\mathbf{l}}_{k-1}) > 0$ , then  $f_{A_k | \bar{A}_{k-1}, \bar{\mathbf{L}}_k}(a_k | \bar{a}_{k-1}, \bar{\mathbf{l}}_k) > 0$ . In addition, we require (A4) *uniqueness of the quantile* such that the  $q$ -th quantile of  $F_{Y_{\bar{a}_K}|\mathbf{Z}}$  is unique, i.e.,  $F_{Y_{\bar{a}_K}|\mathbf{Z}}(Q_{Y_{\bar{a}_K}|\mathbf{Z}}^{(q)}|\mathbf{Z}) = q$ . The sequential ignorability assumption (A2) is empirically unverifiable, but is necessary for point identification. Sensitivity analyses under departure from Assumption (A2) will be addressed in Section 5.

### 3 Weighting and Regression Estimators

#### 3.1 IPW estimator: a brief review

For  $k = 1, \dots, K$ , let  $\pi_k(\bar{a}_k, \bar{\mathbf{l}}_k) = f_{A_k|\bar{A}_{k-1}, \bar{\mathbf{L}}_k}(a_k|\bar{a}_{k-1}, \bar{\mathbf{l}}_k)$  be the probability mass function of  $A_k = a_k$  conditional on  $\bar{A}_{k-1} = \bar{a}_{k-1}$  and  $\bar{\mathbf{L}}_k = \bar{\mathbf{l}}_k$ , which is also referred to as the propensity score for the  $k$ -th treatment (Rosenbaum & Rubin 1983). We can posit a parametric model  $\pi_k(\bar{a}_k, \bar{\mathbf{l}}_k; \boldsymbol{\alpha}_k)$  with unknown parameter  $\boldsymbol{\alpha}_k$  for  $\pi_k(\bar{a}_k, \bar{\mathbf{l}}_k)$ , and  $\hat{\boldsymbol{\alpha}}_k$  can be obtained by solving the likelihood-based score equation  $\mathbb{P}_n \left[ \frac{\partial}{\partial \boldsymbol{\alpha}_k} \log \pi_k(\bar{A}_k, \bar{\mathbf{L}}_k; \boldsymbol{\alpha}_k) \right] = \mathbf{0}$ . Here,  $\mathbb{P}_n[\cdot] = \frac{1}{n} \sum_{i=1}^n [\cdot]$  defines an empirical average. Under assumptions (A1)–(A4), one can show that equation (2) is equivalent to  $E \left[ \frac{d(\bar{A}_K, \mathbf{Z}; \boldsymbol{\theta}_q)}{\bar{\pi}_K(\bar{A}_K, \bar{\mathbf{L}}_K)} \left\{ \mathbb{I}(Y \leq h(\bar{A}_K, \mathbf{Z}; \boldsymbol{\theta}_q)) - q \right\} \right] = \mathbf{0}$ , where  $\mathbb{I}(\cdot)$  is the indicator function and  $\bar{\pi}_k(\bar{A}_k, \bar{\mathbf{L}}_k) = \prod_{j=1}^k \pi_j(\bar{A}_j, \bar{\mathbf{L}}_j)$  is the cumulative probability to receive  $\bar{A}_k$  in the first  $k$  periods. The IPW estimator (Hogan & Lee 2004), denoted by  $\hat{\boldsymbol{\theta}}_q^{\text{IPW*}}$ , is obtained by solving

$$\mathbb{P}_n \left[ \frac{d(\bar{A}_K, \mathbf{Z}; \boldsymbol{\theta}_q)}{\bar{\pi}_K(\bar{A}_K, \bar{\mathbf{L}}_K; \hat{\boldsymbol{\alpha}})} \left\{ \mathbb{I}(Y \leq h(\bar{A}_K, \mathbf{Z}; \boldsymbol{\theta}_q)) - q \right\} \right] = \mathbf{0}, \quad (3)$$

where  $\hat{\boldsymbol{\alpha}} = [\hat{\boldsymbol{\alpha}}_1^T, \dots, \hat{\boldsymbol{\alpha}}_K^T]^T$  and  $\bar{\pi}_K(\bar{A}_K, \bar{\mathbf{L}}_K, \hat{\boldsymbol{\alpha}}) = \prod_{k=1}^K \pi_k(\bar{A}_k, \bar{\mathbf{L}}_k; \hat{\boldsymbol{\alpha}}_k)$  is the inverse probability of treatment weight. Let  $\mathcal{M}_{ps}$  be the sequence of propensity score models  $\pi_k(\bar{a}_k, \bar{\mathbf{l}}_k; \boldsymbol{\alpha}_k)$ ,  $k = 1, \dots, K$ . Hogan & Lee (2004) showed the estimator  $\hat{\boldsymbol{\theta}}_q^{\text{IPW*}}$  is consistent if  $\mathcal{M}_{ps}$  is correctly specified.

**Remark 1.** (*Stabilized weights*) If the estimated inverse probability weights,  $\bar{\pi}_K(\bar{A}_K, \bar{\mathbf{L}}_K, \hat{\boldsymbol{\alpha}})$ , are substantially variable across units, the IPW can be unstable due to a small number of units with extreme weights. This issue can be partially mitigated by setting  $\rho(\bar{a}_K, \mathbf{Z})$  in (2) as  $\rho(\bar{a}_K, \mathbf{Z}) = \prod_{k=1}^K \hat{f}_{A_k|\bar{A}_{k-1}, \mathbf{Z}}(a_k|\bar{a}_{k-1}, \mathbf{Z})$ , where  $\hat{f}_{A_k|\bar{A}_{k-1}, \mathbf{Z}}$  is the empirical probability of  $A_k$  given the treatment history prior to  $A_k$  and  $\mathbf{Z}$ . The resulting estimator was referred to as the IPW estimator with stabilized weights (Robins et al. 2000).

#### 3.2 Iterative conditional regression (ICR) estimator

We next develop an alternative estimator for  $\boldsymbol{\theta}_q$  by modeling the potential outcome distribution. Using the law of iterated expectation, we can show that (2) is equivalent to

$$E \left[ \sum_{\bar{a}_K \in \bar{\mathbb{A}}_K} d(\bar{a}_K, \mathbf{Z}; \boldsymbol{\theta}_q) \left\{ F_{Y_{\bar{a}_K}|\mathbf{L}_1} \left( h(\bar{a}_K, \mathbf{Z}; \boldsymbol{\theta}_q) \mid \mathbf{L}_1 \right) - q \right\} \right] = \mathbf{0}. \quad (4)$$

In the above equation, the only unknown quantity is  $F_{Y_{\bar{a}_K}|\mathbf{L}_1}$ . Therefore, estimating  $\boldsymbol{\theta}_q$  is equivalent to estimating  $F_{Y_{\bar{a}_K}|\mathbf{L}_1}$ , or equivalently  $f_{Y_{\bar{a}_K}|\mathbf{L}_1}$ . Typically, one can estimate  $f_{Y_{\bar{a}_K}|\mathbf{L}_1}$  by first postulating parametric models for  $f_{Y|\bar{A}_K, \bar{\mathbf{L}}_K}$  and  $f_{\mathbf{L}_k|\bar{A}_{k-1}, \bar{\mathbf{L}}_{k-1}}$ ,  $k =$

2, \dots, K, and then computing  $f_{Y_{\bar{a}_K}|\mathbf{L}_1}$  based on Robins (2000)'s  $g$ -formula,  $f_{Y_{\bar{a}_K}|\mathbf{L}_1}(y|\mathbf{l}_1) = \int_{\mathbf{l}_K} \cdots \int_{\mathbf{l}_2} f_{Y|\bar{A}_K, \bar{\mathbf{L}}_K}(y|\bar{a}_K, \bar{\mathbf{l}}_K) \times \prod_{k=2}^K f_{\mathbf{L}_k|\bar{A}_{k-1}, \bar{\mathbf{L}}_{k-1}}(\mathbf{l}_k|\bar{a}_{k-1}, \bar{\mathbf{l}}_{k-1}) d\mathbf{l}_k$  (see Lemma 1 in the Supplementary Material for the proof). However, this tends to be cumbersome since  $\mathbf{L}_k$  is usually multi-dimensional and it is difficult to model the full distribution of all time-varying covariates. We propose an alternative procedure to estimate  $f_{Y_{\bar{a}_K}|\mathbf{L}_1}$ , where we only posit a sequence of models for the outcome and therefore avoid the difficulties of modeling  $\mathbf{L}_k$ .

For  $k = 1, \dots, K$ , let  $f_{Y_{\bar{A}_k, \underline{a}_{k+1}}|\bar{A}_k, \bar{\mathbf{L}}_k}$  be the conditional density of the potential outcome  $Y_{\bar{A}_k, \underline{a}_{k+1}}$  given  $\bar{A}_k$  and  $\bar{\mathbf{L}}_k$ . Here, for notational convenience, we let  $Y_{\bar{A}_k, \underline{a}_{k+1}}$  be the potential outcome had the subject been treated with the observed treatment history  $\bar{A}_k$  in the first  $k$  time periods and  $\underline{a}_{k+1}$ , rather than the observed  $\underline{A}_{k+1}$ , from time  $k+1$  to the end of study. It is immediate that  $Y_{\bar{A}_k, \underline{a}_{k+1}} = Y_{\bar{a}_K}$  if  $\bar{A}_k = \bar{a}_k$  and therefore  $f_{Y_{\bar{A}_k, \underline{a}_{k+1}}|\bar{A}_k, \bar{\mathbf{L}}_k}(y|\bar{a}_k, \bar{\mathbf{l}}_k) = f_{Y_{\bar{a}_K}|\bar{A}_k, \bar{\mathbf{L}}_k}(y|\bar{a}_k, \bar{\mathbf{l}}_k)$ . Our goal is to estimate  $f_{Y_{A_1, \underline{a}_2}|A_1, \mathbf{L}_1}(y|a_1, \mathbf{l}_1)$ , which is identical to  $f_{Y_{\bar{a}_K}|\mathbf{L}_1}(y|\mathbf{l}_1)$  by Assumption (A2), and  $f_{Y_{\bar{a}_K}|\mathbf{L}_1}(y|\mathbf{l}_1)$  is the key density in (4) used to solve for  $\theta_q$ . We posit a parametric model  $\psi_k(Y_{\bar{A}_k, \underline{a}_{k+1}}, \bar{A}_k, \underline{a}_{k+1}, \bar{\mathbf{L}}_k; \beta_k)$  with parameter  $\beta_k$  for  $f_{Y_{\bar{A}_k, \underline{a}_{k+1}}|\bar{A}_k, \bar{\mathbf{L}}_k}$ , and an example of Gaussian linear regression is demonstrated in Section 3.2.1.

If  $Y_{\bar{A}_k, \underline{a}_{k+1}}$  for all  $\underline{a}_{k+1} \in \underline{\mathbb{A}}_{k+1}$  can be observed, then  $\beta_k$  can be estimated by solving

$$\mathbb{P}_n \left[ \sum_{\underline{a}_{k+1} \in \underline{\mathbb{A}}_{k+1}} \mathbb{U}_{\beta_k}(Y_{\bar{A}_k, \underline{a}_{k+1}}, \bar{A}_k, \underline{a}_{k+1}, \bar{\mathbf{L}}_k) \right] = \mathbf{0}. \quad (5)$$

Here,  $\mathbb{U}_{\beta_k}(Y_{\bar{A}_k, \underline{a}_{k+1}}, \bar{A}_k, \underline{a}_{k+1}, \bar{\mathbf{L}}_k)$  is an unbiased estimating function; an example is the score function  $\mathbb{U}_{\beta_k}(Y_{\bar{A}_k, \underline{a}_{k+1}}, \bar{A}_k, \underline{a}_{k+1}, \bar{\mathbf{L}}_k) = \frac{\partial}{\partial \beta_k} \log \psi_k(Y_{\bar{A}_k, \underline{a}_{k+1}}, \bar{A}_k, \underline{a}_{k+1}, \bar{\mathbf{L}}_k; \beta_k)$ . When  $k = K$ , the estimating equation (5) degenerates to  $\mathbb{P}_n [\mathbb{U}_{\beta_K}(Y, \bar{A}_K, \bar{\mathbf{L}}_K)] = \mathbf{0}$  since  $Y_{\bar{A}_K} = Y$  by Assumption (A1), and therefore  $\hat{\beta}_K$  can be obtained by directly solving (5). When  $k < K$ ,  $Y_{\bar{A}_k, \underline{a}_{k+1}}$  for  $\underline{a}_{k+1} \neq \underline{A}_{k+1}$  are unobserved, therefore  $\beta_k$  can not be estimated through (5). We leverage the idea of the expected estimating equation (Wang & Pepe 2000) to address this missing data problem. We shall construct an estimating equation as the expectation of the complete-data estimating equation (5) with respect of a known distribution of the missing variable  $Y_{\bar{A}_k, \underline{a}_{k+1}}$ , which depends only on the observed data. Specifically, if  $\beta_{k+1}$  is known, we propose to estimate  $\beta_k$  by solving

$$\mathbb{P}_n \left[ \sum_{\underline{a}_{k+1} \in \underline{\mathbb{A}}_{k+1}} \int_y \mathbb{U}_{\beta_k}(y, \bar{A}_k, \underline{a}_{k+1}, \bar{\mathbf{L}}_k) \psi_{k+1}(y, \bar{A}_k, \underline{a}_{k+1}, \bar{\mathbf{L}}_{k+1}; \beta_{k+1}) dy \right] = \mathbf{0}, \quad (6)$$

which is the expectation of (5) with respect of  $\psi_{k+1}(y, \bar{A}_k, \underline{a}_{k+1}, \bar{\mathbf{L}}_{k+1}; \beta_{k+1})$ ; that is, the conditional distribution of  $Y_{\bar{A}_k, \underline{a}_{k+1}}$  given that the individual received  $(\bar{A}_k, \underline{a}_{k+1})$  and observed  $\bar{\mathbf{L}}_{k+1}$  in the first  $(k+1)$  periods. In Appendix A, we show that (6) is an unbiased



estimating equation for  $\beta_k$  and depends on only observed data.

The expected estimating equation suggests the following iterative procedure to estimate  $\beta_k$  from  $k = K, \dots, 1$ . First, we obtain  $\beta_K$  by solving  $\mathbb{P}_n [\mathbb{U}_{\beta_K}(Y, \bar{A}_K, \bar{L}_K)] = \mathbf{0}$ ; then, for  $k = K - 1, \dots, 1$ , we iteratively compute  $\hat{\beta}_k$  by solving (6) with  $\beta_{k+1}$  fixed at  $\hat{\beta}_{k+1}$ . Finally, we solve the following estimating equation invoked by the restriction (4) to obtain  $\theta_q$ ,

$$\mathbb{P}_n \left[ \sum_{\bar{a}_K \in \bar{A}_K} d(\bar{a}_K, \mathbf{Z}; \theta_q) \left\{ \Psi_1 \left( h(\bar{a}_K, \mathbf{Z}; \theta_q), \bar{a}_K, \mathbf{L}_1; \hat{\beta}_1 \right) - q \right\} \right] = \mathbf{0}. \quad (7)$$

Here,  $\Psi_k(y, \bar{a}_K, \bar{L}_k; \beta_k) \equiv \int_{y_{\min}}^y \psi_k(u, \bar{a}_K, \bar{L}_k; \beta_k) du$  is the CDF corresponding to  $\psi_k(u, \bar{a}_K, \bar{L}_k; \beta_k)$ , and is equal to  $F_{Y_{\bar{A}_k, \underline{a}_{k+1}} | \bar{A}_k, \bar{L}_k}(y | \bar{a}_k, \bar{L}_k)$  when evaluated at the true  $\beta_k$ . We shall denote the estimator given by this iterative procedure by  $\hat{\theta}_q^{\text{ICR}}$ . Let  $\mathcal{M}_{om}$  be the sequence of outcome regressions  $\psi_k(Y_{\bar{A}_k, \underline{a}_{k+1}}, \bar{A}_k, \underline{a}_{k+1}, \bar{L}_k; \beta_k)$ ,  $k = 1, \dots, K$ . The following Theorem shows that  $\hat{\theta}_q^{\text{ICR}}$  is consistent and asymptotically normal (CAN) if  $\mathcal{M}_{om}$  is correctly specified, and the proof is given in Appendix A.

**Theorem 1.** *Assuming  $\mathcal{M}_{om}$  is correctly specified, under assumptions (A1)–(A4) and regularity conditions outlined in Appendix A,  $\hat{\theta}_q^{\text{ICR}}$  is CAN such that  $\sqrt{n}(\hat{\theta}_q^{\text{ICR}} - \theta_{q0})$  converge to  $N(\mathbf{0}, \Sigma^{\text{ICR}})$ , where  $\Sigma^{\text{ICR}}$  is defined in Appendix A.*

A consistent estimator of  $\Sigma^{\text{ICR}}$  is  $\hat{\Sigma}^{\text{ICR}} = \left[ \hat{\mathcal{I}}_{\theta_q}^{\text{ICR}} \right]^{-1} \hat{\mathbf{V}}^{\text{ICR}} \left[ \hat{\mathcal{I}}_{\theta_q}^{\text{ICR}} \right]^{-T}$ , where  $\hat{\mathcal{I}}_{\theta_q}^{\text{ICR}} = \mathbb{P}_n \frac{\partial}{\partial \theta_q} \mathbb{U}_{\theta_q}^{\text{ICR}}(\mathbf{O}; \hat{\theta}_q^{\text{ICR}}, \hat{\beta}_1)$  ( $\mathbb{P}_n \mathbb{U}_{\theta_q}^{\text{ICR}}(\mathbf{O}; \theta_q, \beta_1)$  is given by (7)) and

$$\hat{\mathbf{V}}^{\text{ICR}} = \mathbb{P}_n \left[ \left( \mathbb{U}_{\theta_q}^{\text{ICR}}(\mathbf{O}; \hat{\theta}_q^{\text{ICR}}, \hat{\beta}_1) - \hat{\mathcal{S}}_{\theta_q, \beta_1}^{\text{ICR}} \hat{\mathcal{I}}_{\beta_1}^* \mathbb{U}_{\beta}(\mathbf{O}; \hat{\beta}) \right)^{\otimes 2} \right].$$

Here, for vector  $\mathbf{V}$ ,  $\mathbf{V}^{\otimes 2} = \mathbf{V}\mathbf{V}^T$ ,  $\hat{\mathcal{S}}_{\theta_q, \beta_1}^{\text{ICR}} = \mathbb{P}_n \frac{\partial}{\partial \beta_1} \mathbb{U}_{\theta_q}^{\text{ICR}}(\mathbf{O}; \hat{\theta}_q^{\text{ICR}}, \hat{\beta}_1)$ ,  $\mathbb{U}_{\beta}(\mathbf{O}; \beta) = [\mathbb{U}_{\beta_1}(\mathbf{O}; \beta_1, \beta_2)^T, \mathbb{U}_{\beta_2}(\mathbf{O}; \beta_2, \beta_3)^T, \dots, \mathbb{U}_{\beta_K}(\mathbf{O}; \beta_K)^T]^T$  is the joint estimating function for  $\beta = [\beta_1^T, \beta_2^T, \dots, \beta_K^T]^T$  ( $\mathbb{P}_n \mathbb{U}_{\beta_k}(\mathbf{O}; \beta_k, \beta_{k+1})$  is given by (6)), and  $\hat{\mathcal{I}}_{\beta_1}^*$  is the first  $d_{\beta_1}$  rows of  $\hat{\mathcal{I}}_{\beta}^{-1}$  ( $d_{\beta_1}$  is the length of  $\beta_1$  and  $\hat{\mathcal{I}}_{\beta} = \mathbb{P}_n \frac{\partial}{\partial \beta} \mathbb{U}_{\beta}(\mathbf{O}; \hat{\beta})$ ).

### 3.2.1 An example: ICR via heteroscedastic Gaussian linear regression

We provide a concrete example of the ICR approach under Gaussian linear regression for the outcome distribution conditional on time-varying treatments and covariates, allowing for heteroscedasticity. This approach generalizes the approach considered in previous work for modelling the distribution of the potential outcome given a time-fixed treatment (Zhang et al. 2012, Xie et al. 2020, Yang & Zhang 2023) to time-varying treatments. Importantly, although the density of the potential outcome given treatment and covariate history is

assumed Gaussian, the marginal density of the outcome is a complex mixture of Gaussian and can theoretically approximate a wide class of distributions, providing great flexibility in capturing local features of the marginal potential outcome distribution. Specifically, we consider  $\psi_k(Y_{\bar{A}_k, \underline{a}_{k+1}}, \bar{A}_k, \underline{a}_{k+1}, \bar{\mathbf{L}}_k; \boldsymbol{\beta}_k)$  to follow a linear model with heteroscedasticity parameterized by  $\boldsymbol{\beta}_k = [\boldsymbol{\delta}_k^T, \boldsymbol{\eta}_k^T]^T$ :

$$Y_{\bar{A}_k, \underline{a}_{k+1}} = \boldsymbol{\delta}_k^T \mathbf{g}_k(\bar{A}_k, \underline{a}_{k+1}, \bar{\mathbf{L}}_k) + \epsilon_k, \quad \epsilon_k \sim N\left(0, \sigma_k^2(\bar{A}_k, \underline{a}_{k+1}, \bar{\mathbf{L}}_k; \boldsymbol{\eta}_k)\right). \quad (8)$$

Here,  $\mathbf{g}_k(\cdot)$  is a multi-dimensional function of  $\{\bar{A}_k, \underline{a}_{k+1}, \bar{\mathbf{L}}_k\}$  to measure the conditional mean of  $Y_{\bar{A}_k, \underline{a}_{k+1}}$  given  $\bar{A}_k$  and  $\bar{\mathbf{L}}_k$ ; for example, we can set  $\mathbf{g}_k(\bar{A}_k, \underline{a}_{k+1}, \bar{\mathbf{L}}_k) = [a_K, \dots, a_{k+1}, A_k, \dots, A_1, \mathbf{L}_k^T, \dots, \mathbf{L}_1^T]^T$ . Also,  $\sigma_k^2(\bar{A}_k, \underline{a}_{k+1}, \bar{\mathbf{L}}_k; \boldsymbol{\eta}_k)$  is a one-dimensional function with unknown parameter  $\boldsymbol{\eta}_k$  to measure the conditional variance of  $Y_{\bar{A}_k, \underline{a}_{k+1}}$  given  $\bar{A}_k$  and  $\bar{\mathbf{L}}_k$ . For example,  $\sigma_k^2(\bar{A}_k, \underline{a}_{k+1}, \bar{\mathbf{L}}_k; \boldsymbol{\eta}_k) = \eta_0$  under the constant variance assumption. Given (8), we can write the CDF corresponding to  $\psi_k(y, \bar{a}_K, \bar{\mathbf{l}}_k; \boldsymbol{\beta}_k)$  as

$$\Psi_k(y, \bar{a}_K, \bar{\mathbf{l}}_k; \boldsymbol{\beta}_k) = \Phi\left(y; \boldsymbol{\delta}_k^T \mathbf{g}_k(\bar{a}_K, \bar{\mathbf{l}}_k), \sigma_k^2(\bar{a}_K, \bar{\mathbf{l}}_k; \boldsymbol{\eta}_k)\right), \quad (9)$$

where  $\Phi(y; \mu, \sigma^2)$  is the CDF of a Gaussian random variable with mean  $\mu$  and variance  $\sigma^2$ .

Given the linear regression setup, the following generalized estimating equation is a feasible estimating score for  $\boldsymbol{\beta}_k = [\boldsymbol{\delta}_k^T, \boldsymbol{\eta}_k^T]^T$  if all  $Y_{\bar{A}_k, \underline{a}_{k+1}}$  can be observed:

$$\begin{aligned} & \mathbb{U}_{\boldsymbol{\beta}_k}(Y_{\bar{A}_k, \underline{a}_{k+1}}, \bar{A}_k, \underline{a}_{k+1}, \bar{\mathbf{L}}_k) \\ &= \left\{ \begin{array}{l} \mathbf{g}_k(\bar{A}_k, \underline{a}_{k+1}, \bar{\mathbf{L}}_k) \left( Y_{\bar{A}_k, \underline{a}_{k+1}} - \boldsymbol{\delta}_k^T \mathbf{g}_k(\bar{A}_k, \underline{a}_{k+1}, \bar{\mathbf{L}}_k) \right) \\ \frac{\partial \sigma_k^2(\bar{A}_k, \underline{a}_{k+1}, \bar{\mathbf{L}}_k; \boldsymbol{\eta}_k)}{\partial \boldsymbol{\eta}_k} \left[ \sigma_k^2(\bar{A}_k, \underline{a}_{k+1}, \bar{\mathbf{L}}_k; \boldsymbol{\eta}_k) - \left( Y_{\bar{A}_k, \underline{a}_{k+1}} - \boldsymbol{\delta}_k^T \mathbf{g}_k(\bar{A}_k, \underline{a}_{k+1}, \bar{\mathbf{L}}_k) \right)^2 \right] \end{array} \right\}, \end{aligned}$$

where the first and second row correspond to the regression coefficients  $\boldsymbol{\delta}_k$  and the variance parameters  $\boldsymbol{\eta}_k$ , respectively. After some algebra (Appendix B), the observed-data estimating equation (6) simplifies to

$$\mathbb{P}_n \left\{ \begin{array}{l} \sum_{\underline{a}_{k+1} \in \underline{\mathbb{A}}_{k+1}} \mathbf{g}_k(\bar{A}_k, \underline{a}_{k+1}, \bar{\mathbf{L}}_k) \left( \hat{Y}_{\bar{A}_k, \underline{a}_{k+1}} - \boldsymbol{\delta}_k^T \mathbf{g}_k(\bar{A}_k, \underline{a}_{k+1}, \bar{\mathbf{L}}_k) \right) \\ \sum_{\underline{a}_{k+1} \in \underline{\mathbb{A}}_{k+1}} \frac{\partial \sigma_k^2(\bar{A}_k, \underline{a}_{k+1}, \bar{\mathbf{L}}_k; \boldsymbol{\eta}_k)}{\partial \boldsymbol{\eta}_k} \left[ \sigma_k^2(\bar{A}_k, \underline{a}_{k+1}, \bar{\mathbf{L}}_k; \boldsymbol{\eta}_k) - \hat{\epsilon}_k^2 \right] \end{array} \right\} = \mathbf{0}, \quad (10)$$

where  $\hat{Y}_{\bar{A}_k, \underline{a}_{k+1}} = \hat{\boldsymbol{\delta}}_{k+1}^T \mathbf{g}_{k+1}(\bar{A}_k, \underline{a}_{k+1}, \bar{\mathbf{L}}_{k+1})$  and  $\hat{\epsilon}_k^2 = \hat{Y}_{\bar{A}_k, \underline{a}_{k+1}}^2 + \sigma_{k+1}^2(\bar{A}_k, \underline{a}_{k+1}, \bar{\mathbf{L}}_{k+1}; \hat{\boldsymbol{\eta}}_{k+1}) - 2\hat{Y}_{\bar{A}_k, \underline{a}_{k+1}} \boldsymbol{\delta}_k^T \mathbf{g}_k(\bar{A}_k, \underline{a}_{k+1}, \bar{\mathbf{L}}_k) + \left( \boldsymbol{\delta}_k^T \mathbf{g}_k(\bar{A}_k, \underline{a}_{k+1}, \bar{\mathbf{L}}_k) \right)^2$ . Therefore, the observed-data estimating equation in this example are explicit functions of  $\boldsymbol{\beta}_k$  and we do not need to calculate the integrals in (6). Once we obtain  $\hat{\boldsymbol{\beta}}_1$ , we can then estimate the MSQM parameter by solving (7), where the calculation of  $\Psi_1\left(h(\bar{a}_K, \mathbf{Z}; \boldsymbol{\theta}_q), \bar{a}_K, \mathbf{L}_1; \hat{\boldsymbol{\beta}}_1\right)$  is based on (9).

**Remark 2.** *When the conditional distribution of the outcome remains skewed, regression model (8) may likely be misspecified due to the potential non-Gaussian nature of the error term. In such cases, one could transform the observed outcome into a form that approx-*

imates a normal distribution, and then directly model this transformed outcome variable, denoted as  $\tilde{Y}$ , using heteroscedastic Gaussian linear regression. For example, one can set  $\tilde{Y} = H(Y)$ , where  $H(\cdot)$  is a monotone transformation function (e.g.,  $H(x) = \log(x)$  or  $H(x)$  as the Box-Cox transformation). The MSQM can then be directly defined on  $\tilde{Y}_{\bar{a}_K} = H(Y_{\bar{a}_K})$ . Once the MSQM for  $Q_{\tilde{Y}_{\bar{a}_K}|\mathbf{Z}}^{(q)}$  is obtained, then the  $q$ -th quantile of  $Y_{\bar{a}_K}|\mathbf{Z}$  can be retrieved by applying the inverse transformation  $H^{-1}\left(Q_{\tilde{Y}_{\bar{a}_K}|\mathbf{Z}}^{(q)}\right)$ . This is possible because quantiles exhibit the equivariance property to monotone transformations.

**Remark 3.** The ICR estimator is a natural extension of the iterative conditional expectation (ICE) estimator for MSMMs (Robins 1997), which specifies a sequence of regressions for  $E[Y_{\bar{A}_k, \underline{a}_{k+1}}|\bar{A}_k, \bar{\mathbf{L}}_k]$ ,  $k = K, \dots, 1$ , to estimate the MSMM,  $E[Y_{\bar{a}_K}|\mathbf{Z}]$ . In the linear regression (8), if we ignore the parameter  $\boldsymbol{\eta}_k$  in the error term  $\epsilon_k$  and only iteratively use the first component of (10) to obtain  $\hat{\boldsymbol{\delta}}_k$ ,  $k = K, \dots, 1$ , then we will have  $\hat{E}[Y_{\bar{A}_k, \underline{a}_{k+1}}|\bar{A}_k, \bar{\mathbf{L}}_k] = \hat{\boldsymbol{\delta}}_k^T \mathbf{g}_k(\bar{A}_k, \underline{a}_{k+1}, \bar{\mathbf{L}}_k)$ . This is exactly the procedure used in the ICE to estimate  $E[Y_{\bar{A}_k, \underline{a}_{k+1}}|\bar{A}_k, \bar{\mathbf{L}}_k]$ . The ICR approach generalizes the ICE approach from estimating  $E[Y_{\bar{A}_k, \underline{a}_{k+1}}|\bar{A}_k, \bar{\mathbf{L}}_k]$  to the full distribution of  $f_{Y_{\bar{A}_k, \underline{a}_{k+1}}|\bar{A}_k, \bar{\mathbf{L}}_k}$ , by adding unknown parameters  $\boldsymbol{\eta}_k$  to characterize the distribution of the error term  $\epsilon_k$  and proposing an generic algorithm inspired by the expected estimating equation to solve  $[\boldsymbol{\delta}_k, \boldsymbol{\eta}_k]$ .

**Remark 4.** Generally, statistical inference under the marginal structural median model (a special case of MSQM with  $q = 0.5$ ) differs from that under the MSMM, even if the heteroscedastic Gaussian linear regression (8) holds. Under conditional normality, the median and mean of potential outcome given baseline covariates coincide such that  $Q_{Y_{\bar{a}_K}|\mathbf{L}_1}^{0.5} = E[Y_{\bar{a}_K}|\mathbf{L}_1]$ . However, this does not guarantee that  $Q_{Y_{\bar{a}_K}|\mathbf{Z}}^{0.5}$  equals  $E[Y_{\bar{a}_K}|\mathbf{Z}]$  for  $\mathbf{Z} \neq \mathbf{L}_1$  when we integrate over components of  $\mathbf{L}_1$ . For example, if  $\mathbf{Z} = \emptyset$  and  $\mathbf{L}_1$  only includes a scalar  $L_1 \sim \text{Bernoulli}(0.8)$ , then  $Y_{\bar{a}_K}$  follows a mixture normal distribution with CDF,  $F_{Y_{\bar{a}_K}}(y) = \sum_{l=0}^1 w_l \Phi(y; \boldsymbol{\delta}_1^T \mathbf{g}_1(\bar{a}_K, l), \sigma_1^2(\bar{a}_K, l; \boldsymbol{\eta}_1))$ , where  $w_0 = 0.2$  and  $w_1 = 0.8$ . It is evident that  $F_{Y_{\bar{a}_K}}(y)$  does not represent a symmetrical distribution, implying that  $Q_{Y_{\bar{a}_K}}^{0.5} \neq E[Y_{\bar{a}_K}]$ . This observation underscores the necessity of employing MSQM over MSMM in causal inference when focusing on the center of the potential outcome distribution.

## 4 Doubly Robust and Efficient Estimators

The validity of IPW or ICR requires correct specification of  $\mathcal{M}_{ps}$  or  $\mathcal{M}_{om}$ , respectively. To improve upon such singly robust estimators, we propose a doubly robust estimator of  $\boldsymbol{\theta}_q$ ,

which is consistent if either  $\mathcal{M}_{ps}$  or  $\mathcal{M}_{om}$  is correctly specified and is locally efficient when both  $\mathcal{M}_{ps}$  and  $\mathcal{M}_{om}$  are correct.

## 4.1 From EIF to a doubly robust estimating equation

The development of a doubly robust MSQM estimator relies on the efficient influence function (EIF), a nonparametric functional of the observed data  $\mathbf{O}$  that characterizes the target estimand  $\theta_q$  (Bickel et al. 1993). Moreover, the semiparametric efficiency lower bound, which represents the smallest possible asymptotic variance among all regular and asymptotically linear estimators within the assumed causal model, of  $\theta_q$  is determined by the variance of the EIF. We provide the explicit form of the EIF for  $\theta_q$  in Theorem 2 to motivate our new doubly robust estimator.

**Theorem 2.** *The EIF for  $\theta_q$  is  $\mathbb{U}_{\theta_q}^{\text{eff}}(\mathbf{O}; \theta_q) = \mathbf{C}_q^{-1} \sum_{k=0}^K \psi_{\theta_q}^{(k)}(\mathbf{O}; \theta_q)$ , where  $\mathbf{C}_q$  is a normalization matrix specified in Appendix C,*

$$\begin{aligned} \psi_{\theta_q}^{(K)}(\mathbf{O}; \theta_q) &= \frac{d(\bar{A}_K, \mathbf{Z}; \theta_q)}{\bar{\pi}_K(\bar{A}_K, \bar{\mathbf{L}}_K)} \left\{ \mathbb{I}(Y \leq h(\bar{A}_K, \mathbf{Z}; \theta_q)) - F_{Y_{\bar{A}_K} | \bar{A}_K, \bar{\mathbf{L}}_K} \left( h(\bar{A}_K, \mathbf{Z}; \theta_q) \middle| \bar{A}_K, \bar{\mathbf{L}}_K \right) \right\}, \\ \psi_{\theta_q}^{(k)}(\mathbf{O}; \theta_q) &= \sum_{\underline{a}_{k+1} \in \underline{\mathbb{A}}_{k+1}} \frac{d(\bar{A}_k, \underline{a}_{k+1}, \mathbf{Z}; \theta_q)}{\bar{\pi}_k(\bar{A}_k, \bar{\mathbf{L}}_k)} \left\{ F_{Y_{\bar{A}_k, \underline{a}_{k+1}} | \bar{A}_k, \underline{a}_{k+1}, \bar{\mathbf{L}}_k} \left( h(\bar{A}_k, \underline{a}_{k+1}, \mathbf{Z}; \theta_q) \middle| \bar{A}_k, \underline{a}_{k+1}, \bar{\mathbf{L}}_k \right) \right. \\ &\quad \left. - F_{Y_{\bar{A}_k, \underline{a}_{k+1}} | \bar{A}_k, \bar{\mathbf{L}}_k} \left( h(\bar{A}_k, \underline{a}_{k+1}, \mathbf{Z}; \theta_q) \middle| \bar{A}_k, \bar{\mathbf{L}}_k \right) \right\}, \quad \text{for } k = 1, \dots, K-1, \\ \psi_{\theta_q}^{(0)}(\mathbf{O}; \theta_q) &= \sum_{\bar{a}_K \in \bar{\mathbb{A}}_K} d(\bar{a}_K, \mathbf{Z}; \theta_q) \left\{ F_{Y_{\bar{a}_K} | \bar{a}_K, \mathbf{L}_1} \left( h(\bar{a}_K, \mathbf{Z}; \theta_q) \middle| \bar{a}_K, \mathbf{L}_1 \right) - q \right\}, \end{aligned}$$

Therefore, the semiparametric efficiency bound for estimating  $\theta_q$  is  $E \left[ \mathbb{U}_{\theta_q}^{\text{eff}}(\mathbf{O}; \theta_q)^{\otimes 2} \right]$ .

Proof of Theorem 2 is given in Appendix C. The EIF paves the way to construct a new estimator of  $\theta_q$  by solving  $\mathbb{P}_n[\mathbb{U}_{\theta_q}^{\text{eff}}(\mathbf{O}; \theta_q)] = \mathbf{0}$ . A careful check on the EIF suggests that it depends on two sets nuisance functions: the propensity scores,  $\pi_k(\bar{A}_k, \bar{\mathbf{L}}_k)$ ,  $k = 1, \dots, K$ , and the outcome distributions,  $F_{Y_{\bar{A}_k, \underline{a}_{k+1}} | \bar{A}_k, \bar{\mathbf{L}}_k}$ ,  $k = 1, \dots, K$ , as well as a constant normalization matrix  $\mathbf{C}_q$  that does not affect the solution of  $\mathbb{P}_n[\mathbb{U}_{\theta_q}^{\text{eff}}(\mathbf{O}; \theta_q)] = \mathbf{0}$ . This motivates us to find a new estimator by substituting the nuisance functions in the EIF,  $h_{\text{nuisance}} = \{\pi_k(\bar{A}_k, \bar{\mathbf{L}}_k), F_{Y_{\bar{A}_k, \underline{a}_{k+1}} | \bar{A}_k, \bar{\mathbf{L}}_k}, \text{ for } k = 1, \dots, K\}$ , by their corresponding estimators in Section 3. Specifically, we can solve the EIF-based estimating equation:

$$\mathbb{P}_n \left[ \mathbb{U}_{\theta_q}^{\text{DR}}(\mathbf{O}; \theta_q, \hat{\boldsymbol{\alpha}}, \hat{\boldsymbol{\beta}}) \right] = \mathbf{0}, \quad (11)$$

where  $\hat{\boldsymbol{\alpha}}$  is obtained by maximum likelihood under  $\mathcal{M}_{ps}$  as in Section 3.1,  $\hat{\boldsymbol{\beta}}$  is obtained by the iterative algorithm for  $\mathcal{M}_{om}$  as in Section 3.2, and

$$\mathbb{U}_{\theta_q}^{\text{DR}}(\mathbf{O}; \theta_q, \boldsymbol{\alpha}, \boldsymbol{\beta}) = \mathbb{U}_{\theta_q}^{(K)}(\mathbf{O}; \theta_q, \bar{\boldsymbol{\alpha}}_K, \boldsymbol{\beta}_K) + \sum_{k=1}^{K-1} \mathbb{U}_{\theta_q}^{(k)}(\mathbf{O}; \theta_q, \bar{\boldsymbol{\alpha}}_k, \boldsymbol{\beta}_k, \boldsymbol{\beta}_{k+1}) + \mathbb{U}_{\theta_q}^{(0)}(\mathbf{O}; \theta_q, \boldsymbol{\beta}_1)$$

with components

$$\begin{aligned}\mathbb{U}_{\theta_q}^{(K)}(\mathbf{O}; \theta_q, \bar{\alpha}_K, \beta_K) &= \frac{d(\bar{A}_K, \mathbf{Z}; \theta_q)}{\bar{\pi}_K(\bar{A}_K, \bar{\mathbf{L}}_K; \boldsymbol{\alpha})} \left\{ \mathbb{I}(Y \leq h(\bar{A}_K, \mathbf{Z}; \theta_q)) - \Psi_K(h(\bar{A}_K, \mathbf{Z}; \theta_q), \bar{A}_K, \bar{\mathbf{L}}_K; \beta_K) \right\}, \\ \mathbb{U}_{\theta_q}^{(k)}(\mathbf{O}; \theta_q, \bar{\alpha}_k, \beta_k, \beta_{k+1}) &= \sum_{\underline{a}_{k+1} \in \underline{\mathbb{A}}_{k+1}} \frac{d(\bar{A}_k, \underline{a}_{k+1}, \mathbf{Z}; \theta_q)}{\bar{\pi}_k(\bar{A}_k, \bar{\mathbf{L}}_k; \bar{\boldsymbol{\alpha}}_k)} \left\{ \Psi_{k+1}(h(\bar{A}_k, \underline{a}_{k+1}, \mathbf{Z}; \theta_q), \bar{A}_k, \underline{a}_{k+1}, \bar{\mathbf{L}}_{k+1}; \beta_{k+1}) \right. \\ &\quad \left. - \Psi_k(h(\bar{A}_k, \underline{a}_{k+1}, \mathbf{Z}; \theta_q), \bar{A}_k, \underline{a}_{k+1}, \bar{\mathbf{L}}_k; \beta_k) \right\}, \text{ for } k = 1, \dots, K-1, \\ \mathbb{U}_{\theta_q}^{(0)}(\mathbf{O}; \theta_q, \beta_1) &= \sum_{\bar{a}_K \in \bar{\mathbb{A}}_K} d(\bar{a}_K, \mathbf{Z}; \theta_q) \left\{ \Psi_1(h(\bar{a}_K, \mathbf{Z}; \theta_q), \bar{a}_K, \mathbf{L}_1; \beta_1) - q \right\}, \\ \bar{\boldsymbol{\alpha}}_k &= [\boldsymbol{\alpha}_1^T, \boldsymbol{\alpha}_2^T, \dots, \boldsymbol{\alpha}_k^T]^T \text{ and } \bar{\pi}_k(\bar{A}_k, \bar{\mathbf{L}}_k; \bar{\boldsymbol{\alpha}}_k) = \prod_{j=1}^k \pi_j(\bar{A}_j, \bar{\mathbf{L}}_j; \boldsymbol{\alpha}_j). \text{ We denote this new} \\ &\text{estimator by solving (11) as } \hat{\boldsymbol{\theta}}_q^{\text{DR}*}.\end{aligned}$$

Importantly, the correct specification of both models  $\mathcal{M}_{ps}$  and  $\mathcal{M}_{om}$  is not required for the consistency of  $\hat{\boldsymbol{\theta}}_q^{\text{DR}*}$ . In fact, (11) is a doubly robust estimating equation in the sense that its expectation is  $\mathbf{0}$  when either  $\mathcal{M}_{ps}$  or  $\mathcal{M}_{om}$  is correctly specified, but not necessarily both. This is a result due to the following two facts:

1. The expectation of each component in  $\mathbb{U}_{\theta_q}^{\text{DR}}(\mathbf{O}; \theta_q, \boldsymbol{\alpha}, \boldsymbol{\beta})$ , i.e.,  $\mathbb{U}_{\theta_q}^{(k)}$ , for  $k = 0, \dots, K$ , equals to  $\mathbf{0}$  under  $\mathcal{M}_{om}$ , regardless of whether  $\mathcal{M}_{ps}$  holds or not.
2.  $\mathbb{U}_{\theta_q}^{\text{DR}}(\mathbf{O}; \theta_q, \boldsymbol{\alpha}, \boldsymbol{\beta})$  can be rewritten as  $\mathbb{T}_{\theta_q}^{(0)}(\mathbf{O}; \theta_q, \boldsymbol{\alpha}) + \sum_{k=1}^K \mathbb{T}_{\theta_q}^{(k)}(\mathbf{O}; \theta_q, \bar{\boldsymbol{\alpha}}_k, \beta_k)$ , where

$$\begin{aligned}\mathbb{T}_{\theta_q}^{(0)}(\mathbf{O}; \theta_q, \boldsymbol{\alpha}) &= \frac{d(\bar{A}_K, \mathbf{Z}; \theta_q)}{\bar{\pi}_K(\bar{A}_K, \bar{\mathbf{L}}_K; \boldsymbol{\alpha})} \times \mathbb{I}(Y \leq h(\bar{A}_K, \mathbf{Z}; \theta_q)) - \sum_{\bar{a}_K \in \bar{\mathbb{A}}_K} d(\bar{a}_K; \bar{\mathbf{L}}_K; \theta_q) \times q, \\ \mathbb{T}_{\theta_q}^{(k)}(\mathbf{O}; \theta_q, \bar{\boldsymbol{\alpha}}_k, \beta_k) &= \sum_{\underline{a}_k \in \underline{\mathbb{A}}_k} \frac{d(\bar{A}_{k-1}, \underline{a}_k, \mathbf{Z}; \theta_q)}{\bar{\pi}_{k-1}(\bar{A}_{k-1}, \bar{\mathbf{L}}_{k-1}; \bar{\boldsymbol{\alpha}}_{k-1})} \Psi_k(h(\bar{A}_{k-1}, \underline{a}_k, \mathbf{Z}; \theta_q), \bar{A}_{k-1}, \underline{a}_k, \bar{\mathbf{L}}_k; \beta_k) \\ &\quad - \sum_{\underline{a}_{k+1} \in \underline{\mathbb{A}}_{k+1}} \frac{d(\bar{A}_k, \underline{a}_{k+1}, \mathbf{Z}; \theta_q)}{\bar{\pi}_k(\bar{A}_k, \bar{\mathbf{L}}_k; \bar{\boldsymbol{\alpha}}_k)} \Psi_k(h(\bar{A}_k, \underline{a}_{k+1}, \mathbf{Z}; \theta_q), \bar{A}_k, \underline{a}_{k+1}, \bar{\mathbf{L}}_k; \beta_k).\end{aligned}$$

The expectation of each term,  $\mathbb{T}_{\theta_q}^{(k)}$ ,  $k = 0, \dots, K$ , is  $\mathbf{0}$  under  $\mathcal{M}_{ps}$ , regardless of whether  $\mathcal{M}_{om}$  holds or not.

In Section 4.3, we formally prove that  $\hat{\boldsymbol{\theta}}_q^{\text{DR}*}$  is CAN if either  $\mathcal{M}_{ps}$  or  $\mathcal{M}_{om}$  holds;  $\hat{\boldsymbol{\theta}}_q^{\text{DR}*}$  also achieves the semiparametric efficiency bound when both  $\mathcal{M}_{ps}$  and  $\mathcal{M}_{om}$  are correctly specified.

## 4.2 Implementation via a smoothed estimating equation

The estimating equations used in the IPW and the doubly robust methods, i.e., (3) and (11), involve an indicator function  $\mathbb{I}(Y \leq h(\bar{a}_K, \mathbf{Z}; \theta_q))$ , and therefore are discontinuous as a function of  $\theta_q$ . This may pose challenges for solving the estimating equation and calculating the asymptotic variance. On one hand, it is possible to consider a derivative-free method

to solve the estimating equation. For example, Jung (1996) employs a stepwise bisection method to find a zero crossing of the estimating function, but this approach can easily be computationally burdensome as the dimensional of the unknown parameter increases. Otherwise, one can transfer the problem of solving an estimating equation to an equivalent problem of minimizing an objective function. For example, if  $h(\bar{a}_K, \mathbf{Z}; \boldsymbol{\theta}_q)$  is a linear function of  $\boldsymbol{\theta}_q$ , solving the IPW estimating equation (3) can be transformed to an efficient linear programming problem for minimizing the objective function,  $\mathbb{P}_n \left[ \frac{\rho_q(Y - h(\bar{A}_K, \mathbf{Z}; \boldsymbol{\theta}_q))}{\bar{\pi}_K(\bar{A}_K, \mathbf{L}_K, \hat{\boldsymbol{\alpha}})} \right]$ , where  $\rho_q(x) = xq + x\mathbb{I}(x \leq 0)$  (Koenker & d'Orey 1994). While these approaches may be attractive to the simple IPW estimating equation, the doubly robust estimating equation (11) tends to be much more complex due to the augmentation terms (in which case an equivalent objective function for minimization may be non-trivial to identify). Here, we propose a smoothed estimating equation to address the discontinuity issues for the IPW and doubly robust estimators, in a similar spirit to several prior works in rank regression (Brown & Wang 2005, Heller 2007) and quantile regressions (Kaplan & Sun 2017). The smoothed estimating equation allows us to use a derivative-based algorithm to search for  $\boldsymbol{\theta}_q$  and permit fast calculation of the standard errors via the sandwich method.

Specifically, we use a local distribution function  $\mathcal{K}((h(\bar{A}_K, \mathbf{Z}; \boldsymbol{\theta}_q) - Y)/\tau_n)$  to approximate the indicator function  $\mathbb{I}(Y \leq h(\bar{A}_K, \mathbf{Z}; \boldsymbol{\theta}_q))$ , where  $\tau_n$  is a pre-specified bandwidth that depends on the sample size  $n$ . The bandwidth  $\tau_n$  converges to zero as the sample size increases such that if  $Y < h(\bar{A}_K, \mathbf{Z}; \boldsymbol{\theta}_q)$ ,  $\mathcal{K}((h(\bar{A}_K, \mathbf{Z}; \boldsymbol{\theta}_q) - Y)/\tau_n) \rightarrow 1$  as  $n \rightarrow \infty$ , and if  $Y > h(\bar{A}_K, \mathbf{Z}; \boldsymbol{\theta}_q)$ ,  $\mathcal{K}((h(\bar{A}_K, \mathbf{Z}; \boldsymbol{\theta}_q) - Y)/\tau_n) \rightarrow 0$  as  $n \rightarrow \infty$ . Furthermore, we require the following two conditions for the local distribution function  $\mathcal{K}(x)$  and the bandwidth  $\tau_n$ :

(B1) The local distribution function  $\mathcal{K}(x)$  is continuous and its first-order derivative  $\mathcal{K}'(x) = \frac{\partial}{\partial x} \mathcal{K}(x)$  is symmetric about 0 with  $\int x^2 \mathcal{K}'(x) dx < \infty$ .

(B2) The bandwidth,  $\tau_n$ , is chosen such that as  $n \rightarrow \infty$ ,  $n\tau_n \rightarrow \infty$  and  $n\tau_n^4 \rightarrow 0$ .

In what follows, we specify  $\mathcal{K}(x)$  as the logistic function  $\mathcal{K}(x) = e^x/(1 + e^x)$ . We set the bandwidth  $\tau_n = \hat{\sigma}n^{-0.26}$ , where  $\hat{\sigma}$  is the sample standard deviation of the residual  $Y - h(\bar{A}_K, \mathbf{Z}, \hat{\boldsymbol{\theta}}_q)$ ,  $\hat{\boldsymbol{\theta}}_q$  is an initial guess of  $\boldsymbol{\theta}_q$  (for example, one can use  $\hat{\boldsymbol{\theta}}_q^{\text{ICR}}$ ), and the exponent  $-0.26$  provides the quickest rate of convergence under the bandwidth constraint  $n\tau_n^4 \rightarrow 0$  (Heller 2007).

To obtain the smoothed estimating equation, we can replace the indicator function in the original estimating equation with the local distribution function. Then we solve the following smoothed doubly robust estimating equation with a derivative-based algorithm

to obtain  $\widehat{\boldsymbol{\theta}}_q^{\text{DR}}$ :

$$\begin{aligned} & \mathbb{P}_n \left\{ \widetilde{\mathbb{U}}_{\boldsymbol{\theta}_q}^{\text{DR}}(\mathbf{O}; \boldsymbol{\theta}_q, \widehat{\boldsymbol{\alpha}}, \widehat{\boldsymbol{\beta}}) \right\} \\ &= \mathbb{P}_n \left\{ \widetilde{\mathbb{U}}_{\boldsymbol{\theta}_q}^{(K)}(\mathbf{O}; \boldsymbol{\theta}_q, \widehat{\boldsymbol{\alpha}}_K, \widehat{\boldsymbol{\beta}}_K) + \sum_{k=1}^{K-1} \mathbb{U}_{\boldsymbol{\theta}_q}^{(k)}(\mathbf{O}; \boldsymbol{\theta}_q, \widehat{\boldsymbol{\alpha}}_k, \widehat{\boldsymbol{\beta}}_k, \widehat{\boldsymbol{\beta}}_{k+1}) + \mathbb{U}_{\boldsymbol{\theta}_q}^{(0)}(\mathbf{O}; \boldsymbol{\theta}_q, \widehat{\boldsymbol{\beta}}_1) \right\} = \mathbf{0}, \end{aligned} \quad (12)$$

where

$$\widetilde{\mathbb{U}}_{\boldsymbol{\theta}_q}^{(K)}(\mathbf{O}; \boldsymbol{\theta}_q, \widehat{\boldsymbol{\alpha}}_K, \widehat{\boldsymbol{\beta}}_K) = \frac{d(\bar{A}_K, \mathbf{Z}; \boldsymbol{\theta}_q)}{\bar{\pi}_K(\bar{A}_K, \bar{\mathbf{L}}_K; \boldsymbol{\alpha})} \left\{ \mathcal{K} \left( \frac{h(\bar{A}_K, \mathbf{Z}; \boldsymbol{\theta}_q) - Y}{\tau_n} \right) - \Psi_K \left( h(\bar{A}_K, \mathbf{Z}; \boldsymbol{\theta}_q), \bar{A}_K, \bar{\mathbf{L}}_K; \boldsymbol{\beta}_K \right) \right\}, \quad (13)$$

and definitions of  $\mathbb{U}_{\boldsymbol{\theta}_q}^{(k)}$  are provided in Section 4.1. Similarly, for the IPW, we can solve the following smoothed equation instead of (3):

$$\mathbb{P}_n \left[ \frac{d(\bar{A}_K, \mathbf{Z}; \boldsymbol{\theta}_q)}{\bar{\pi}_K(\bar{A}_K, \bar{\mathbf{L}}_K, \widehat{\boldsymbol{\alpha}})} \left\{ \mathcal{K} \left( \frac{h(\bar{A}_K, \mathbf{Z}; \boldsymbol{\theta}_q) - Y}{\tau_n} \right) - q \right\} \right] = \mathbf{0}, \quad (14)$$

and we denote this new IPW estimator as  $\widehat{\boldsymbol{\theta}}_q^{\text{IPW}}$ .

### 4.3 Asymptotic properties

Theorems 3 and 4 present the asymptotic properties of the IPW and doubly robust estimators, obtained by either the smoothed and or the original unsmoothed estimating equation. The proofs are given in Appendix D and Appendix E.

**Theorem 3.** *Suppose that  $\mathcal{M}_{ps}$  is correctly specified and Assumptions (A1)–(A4), (B1)–(B2), and regularity conditions listed in Appendix D hold. Then,  $\widehat{\boldsymbol{\theta}}_q^{\text{IPW}}$  obtained from (14) is asymptotically equivalent to  $\widehat{\boldsymbol{\theta}}_q^{\text{IPW*}}$  obtained by (3) such that  $\sqrt{n}(\widehat{\boldsymbol{\theta}}_q^{\text{IPW}} - \widehat{\boldsymbol{\theta}}_q^{\text{IPW*}}) = o_p(1)$ . Moreover, both  $\sqrt{n}(\widehat{\boldsymbol{\theta}}_q^{\text{IPW*}} - \boldsymbol{\theta}_{q0})$  and  $\sqrt{n}(\widehat{\boldsymbol{\theta}}_q^{\text{IPW}} - \boldsymbol{\theta}_{q0})$  converge to  $N(\mathbf{0}, \boldsymbol{\Sigma}^{\text{IPW}})$ , where  $\boldsymbol{\Sigma}^{\text{IPW}}$  is defined in Appendix D.*

**Theorem 4.** *Suppose that either  $\mathcal{M}_{ps}$  or  $\mathcal{M}_{om}$  is correctly specified, and Assumptions (A1)–(A4), (B1)–(B2), regularity conditions listed in Appendix E hold. Then, we have that (i)  $\widehat{\boldsymbol{\theta}}_q^{\text{DR}}$  obtained from (12) is asymptotically equivalent to  $\widehat{\boldsymbol{\theta}}_q^{\text{DR*}}$  obtained by (11) such that  $\sqrt{n}(\widehat{\boldsymbol{\theta}}_q^{\text{DR}} - \widehat{\boldsymbol{\theta}}_q^{\text{DR*}}) = o_p(1)$ ; (ii) both  $\sqrt{n}(\widehat{\boldsymbol{\theta}}_q^{\text{DR}} - \boldsymbol{\theta}_{q0})$  and  $\sqrt{n}(\widehat{\boldsymbol{\theta}}_q^{\text{DR*}} - \boldsymbol{\theta}_{q0})$  converge to  $N(\mathbf{0}, \boldsymbol{\Sigma}^{\text{DR}})$ , where  $\boldsymbol{\Sigma}^{\text{DR}}$  is defined in Appendix E; (iii) if both  $\mathcal{M}_{ps}$  and  $\mathcal{M}_{om}$  are correctly specified, both  $\widehat{\boldsymbol{\theta}}_q^{\text{DR}}$  and  $\widehat{\boldsymbol{\theta}}_q^{\text{DR*}}$  achieve semiparametric efficiency bound such that  $\boldsymbol{\Sigma}^{\text{DR}} = E[\mathbb{U}_{\boldsymbol{\theta}_q}^{\text{eff}}(\mathbf{O}; \boldsymbol{\theta}_{q0})^{\otimes 2}]$ .*

The above results indicate that the IPW and doubly robust estimators obtained from the smoothed estimating equations are asymptotically equivalent to their corresponding original unsmoothed estimators; in other words, the smoothing process preserves the asymptotic efficiency and robustness of the original estimators, but simplifies the calculation. Also,

Theorem 4 formally states that the doubly robust estimators (both  $\widehat{\boldsymbol{\theta}}_q^{\text{DR}}$  and  $\widehat{\boldsymbol{\theta}}_q^{\text{DR}*}$ ) are semi-parametric efficient when both  $\mathcal{M}_{ps}$  and  $\mathcal{M}_{om}$  are correctly specified and remain consistent when either  $\mathcal{M}_{ps}$  or  $\mathcal{M}_{om}$  is misspecified.

The smoothed estimating equation additionally allows for fast computation of the asymptotic variance matrices,  $\boldsymbol{\Sigma}^{\text{IPW}}$  and  $\boldsymbol{\Sigma}^{\text{DR}}$ , via the sandwich variance method. As outlined in Appendix D, a consistent estimator of  $\boldsymbol{\Sigma}^{\text{IPW}}$  is  $\widehat{\boldsymbol{\Sigma}}^{\text{IPW}} = \left[\widehat{\boldsymbol{\mathcal{I}}}_{\boldsymbol{\theta}_q}^{\text{IPW}}\right]^{-1} \widehat{\boldsymbol{\mathcal{V}}}^{\text{IPW}} \left[\widehat{\boldsymbol{\mathcal{I}}}_{\boldsymbol{\theta}_q}^{\text{IPW}}\right]^{-T}$ , where  $\widehat{\boldsymbol{\mathcal{I}}}_{\boldsymbol{\theta}_q}^{\text{IPW}} = \mathbb{P}_n \frac{\partial}{\partial \boldsymbol{\theta}_q} \widetilde{\mathbb{U}}_{\boldsymbol{\theta}_q}^{\text{IPW}}(\mathbf{O}; \widehat{\boldsymbol{\theta}}_q^{\text{IPW}}, \widehat{\boldsymbol{\alpha}})$  ( $\mathbb{P}_n \widetilde{\mathbb{U}}_{\boldsymbol{\theta}_q}^{\text{IPW}}(\mathbf{O}; \boldsymbol{\theta}_q, \boldsymbol{\alpha})$  is given by (14)),

$$\widehat{\boldsymbol{\mathcal{V}}}^{\text{IPW}} = \mathbb{P}_n \left[ \left( \widetilde{\mathbb{U}}_{\boldsymbol{\theta}_q}^{\text{IPW}}(\mathbf{O}; \widehat{\boldsymbol{\theta}}_q^{\text{IPW}}, \widehat{\boldsymbol{\alpha}}) - \widehat{\boldsymbol{\mathcal{S}}}_{\boldsymbol{\theta}_q, \boldsymbol{\alpha}}^{\text{IPW}} \widehat{\boldsymbol{\mathcal{I}}}_{\boldsymbol{\alpha}}^{-1} \mathbb{U}_{\boldsymbol{\alpha}}(\mathbf{O}; \widehat{\boldsymbol{\alpha}}) \right)^{\otimes 2} \right],$$

$\widehat{\boldsymbol{\mathcal{S}}}_{\boldsymbol{\theta}_q, \boldsymbol{\alpha}}^{\text{IPW}} = \mathbb{P}_n \frac{\partial}{\partial \boldsymbol{\alpha}} \widetilde{\mathbb{U}}_{\boldsymbol{\theta}_q}^{\text{IPW}}(\mathbf{O}; \widehat{\boldsymbol{\theta}}_q^{\text{IPW}}, \widehat{\boldsymbol{\alpha}})$ ,  $\mathbb{U}_{\boldsymbol{\alpha}}(\mathbf{O}; \boldsymbol{\alpha}) = \left[ \frac{\partial}{\partial \boldsymbol{\alpha}_1^T} \log \pi_1(A_1, \mathbf{L}_1; \boldsymbol{\alpha}_1), \dots, \frac{\partial}{\partial \boldsymbol{\alpha}_K^T} \log \pi_K(\bar{A}_K, \bar{\mathbf{L}}_K; \boldsymbol{\alpha}_K) \right]^T$  is the likelihood score for  $\boldsymbol{\alpha} = [\boldsymbol{\alpha}_1^T, \dots, \boldsymbol{\alpha}_K^T]^T$ , and  $\widehat{\boldsymbol{\mathcal{I}}}_{\boldsymbol{\alpha}} = \mathbb{P}_n \frac{\partial}{\partial \boldsymbol{\alpha}} \mathbb{U}_{\boldsymbol{\alpha}}(\mathbf{O}; \widehat{\boldsymbol{\alpha}})$ .

Similarly, as outlined in Appendix E,  $\boldsymbol{\Sigma}^{\text{DR}}$  can be consistently estimated by  $\widehat{\boldsymbol{\Sigma}}^{\text{DR}} = \left[\widehat{\boldsymbol{\mathcal{I}}}_{\boldsymbol{\theta}_q}^{\text{DR}}\right]^{-1} \widehat{\boldsymbol{\mathcal{V}}}^{\text{DR}} \left[\widehat{\boldsymbol{\mathcal{I}}}_{\boldsymbol{\theta}_q}^{\text{DR}}\right]^{-T}$ , where  $\widehat{\boldsymbol{\mathcal{I}}}_{\boldsymbol{\theta}_q}^{\text{DR}} = \mathbb{P}_n \frac{\partial}{\partial \boldsymbol{\theta}_q} \widetilde{\mathbb{U}}_{\boldsymbol{\theta}_q}^{\text{DR}}(\mathbf{O}; \widehat{\boldsymbol{\theta}}_q^{\text{DR}}, \widehat{\boldsymbol{\alpha}}, \widehat{\boldsymbol{\beta}})$ ,

$$\widehat{\boldsymbol{\mathcal{V}}}^{\text{DR}} = \mathbb{P}_n \left[ \left( \widetilde{\mathbb{U}}_{\boldsymbol{\theta}_q}^{\text{DR}}(\mathbf{O}; \widehat{\boldsymbol{\theta}}_q^{\text{DR}}, \widehat{\boldsymbol{\alpha}}, \widehat{\boldsymbol{\beta}}) - \widehat{\boldsymbol{\mathcal{S}}}_{\boldsymbol{\theta}_q, \boldsymbol{\alpha}}^{\text{DR}} \widehat{\boldsymbol{\mathcal{I}}}_{\boldsymbol{\alpha}}^{-1} \mathbb{U}_{\boldsymbol{\alpha}}(\mathbf{O}; \widehat{\boldsymbol{\alpha}}) - \widehat{\boldsymbol{\mathcal{S}}}_{\boldsymbol{\theta}_q, \boldsymbol{\beta}}^{\text{DR}} \widehat{\boldsymbol{\mathcal{I}}}_{\boldsymbol{\beta}}^{-1} \mathbb{U}_{\boldsymbol{\beta}}(\mathbf{O}; \widehat{\boldsymbol{\beta}}) \right)^{\otimes 2} \right],$$

and  $\widehat{\boldsymbol{\mathcal{S}}}_{\boldsymbol{\theta}_q, \boldsymbol{\alpha}}^{\text{DR}} = \mathbb{P}_n \frac{\partial}{\partial \boldsymbol{\alpha}} \widetilde{\mathbb{U}}_{\boldsymbol{\theta}_q}^{\text{DR}}(\mathbf{O}; \widehat{\boldsymbol{\theta}}_q^{\text{DR}}, \widehat{\boldsymbol{\alpha}}, \widehat{\boldsymbol{\beta}})$ ,  $\widehat{\boldsymbol{\mathcal{S}}}_{\boldsymbol{\theta}_q, \boldsymbol{\beta}}^{\text{DR}} = \mathbb{P}_n \frac{\partial}{\partial \boldsymbol{\beta}} \widetilde{\mathbb{U}}_{\boldsymbol{\theta}_q}^{\text{DR}}(\mathbf{O}; \widehat{\boldsymbol{\theta}}_q^{\text{DR}}, \widehat{\boldsymbol{\alpha}}, \widehat{\boldsymbol{\beta}})$ .

The finite sample performance of  $\widehat{\boldsymbol{\theta}}_q^{\text{IPW}}$  and  $\widehat{\boldsymbol{\theta}}_q^{\text{DR}}$  will be investigated in Section 6. However, we refrain from further study of the original IPW and doubly robust estimators,  $\widehat{\boldsymbol{\theta}}_q^{\text{IPW}*}$  and  $\widehat{\boldsymbol{\theta}}_q^{\text{DR}*}$ , because they are computationally more intensive than the smoothed estimators. In the remainder of the manuscript, we simply refer to  $\widehat{\boldsymbol{\theta}}_q^{\text{IPW}}$  as the IPW estimator and  $\widehat{\boldsymbol{\theta}}_q^{\text{DR}}$  as the doubly robust estimator.

**Remark 5.** *While our primary focus is on the parametric specification of the nuisance functions, leading to a doubly robust MSQM estimator, it is theoretically feasible to enhance this estimator through double machine learning, which incorporates nonparametric modeling of nuisance functions (Chernozhukov et al. 2018). In Appendix F, we describe a double machine learning MSQM estimator with cross-fitting techniques (denoted by  $\widehat{\boldsymbol{\theta}}_q^{\text{np}}$ ) and provide preliminary results on the required rate conditions for consistency, asymptotic normality and semiparametric efficiency. The results suggest that  $\widehat{\boldsymbol{\theta}}_q^{\text{np}}$  is CAN and efficient if all components in  $h_{\text{nuisance}}$  are consistently estimated and the product of the convergence rate between the propensity score estimate and the outcome distribution estimate at the  $k$ -th time period, for all  $k = 1, \dots, K$ , are at least  $o_p(n^{-1/2})$  in  $L_2(P)$ -norm (see Theorem S1 in Appendix F for a precise statement of this result). In practice, the set of propensity scores  $\{\pi_k(\bar{A}_k, \bar{\mathbf{L}}_k), k = 1, \dots, K\}$  can be estimated using many state-of-the-art machine learners*



designed for binary classification (e.g., the neural networks by Chen & White (1999) and random forests by Wager & Walther (2015)). However, machine learning estimation of the entire outcome distribution functions  $\{F_{Y_{\bar{A}_k, \bar{a}_{k+1}} | \bar{A}_k, \bar{\mathbf{L}}_k}, k = 1, \dots, K\}$  can be non-trivial and the theoretical properties of nonparametric machine learning CDF estimators in general settings are relatively less studied. In Appendix F, we explain that, under a special case when all time-varying covariates,  $\{\mathbf{L}_1, \dots, \mathbf{L}_K\}$ , are categorical with finite number of levels, then the  $o_p(n^{-1/4})$  rate can be obtained by kernel smoothing based on a  $g$ -formula representation of  $F_{Y_{\bar{A}_k, \bar{a}_{k+1}} | \bar{A}_k, \bar{\mathbf{L}}_k}$  developed in Appendix F. However, if the time-varying covariates are high-dimensional with many continuous components, identifying a suitable machine learning CDF estimator that can achieve the  $o_p(n^{-1/4})$  rate and integrating it into the double machine learning MSQM estimator will require future investigation.

## 5 Sensitivity Analysis for Sequential Ignorability

### 5.1 Quantifying unmeasured confounding

We propose a sensitivity analysis framework to assess the extent to which the violation of the no unmeasured time-varying confounding assumption (A2) might affect the estimation of  $\theta_q$ . We proceed under the confounding function framework (Robins 1999, Brumback et al. 2004, Hu et al. 2022). For  $k = 1, \dots, K$ , we define the confounding function

$$c_k(y, \bar{a}_K, \bar{\mathbf{l}}_k) = F_{Y_{\bar{a}_K} | \bar{A}_k, \bar{\mathbf{L}}_k}(y | a_k, \bar{a}_{k-1}, \bar{\mathbf{l}}_k) - F_{Y_{\bar{a}_K} | \bar{A}_k, \bar{\mathbf{L}}_k}(y | 1 - a_k, \bar{a}_{k-1}, \bar{\mathbf{l}}_k), \quad (15)$$

which is a function of  $y$  defined on the support of the potential outcome,  $[y_{\min}, y_{\max}]$ . The confounding function measures, among the subgroup of population with  $\bar{A}_{k-1} = \bar{a}_{k-1}$  and  $\bar{\mathbf{L}}_k = \bar{\mathbf{l}}_k$ , the difference in the potential outcome distribution between those receiving  $A_k = a_k$  and those receiving  $A_k = 1 - a_k$  in the  $k$ -th period. If there exists unmeasured confounding in the  $k$ -th period, then assumption (A2) does not hold and  $c_k(y, \bar{a}_K, \bar{\mathbf{l}}_k) \neq 0$ . The confounding function (15) encodes the direction and magnitude of unmeasured confounding for treatment allocation of  $A_k$ , conditional on the history of confounders and treatments at or prior to the beginning of the  $k$ -th period.

We provide an interpretation of the confounding function in the context of our illustrative example. Suppose a group of patients who developed severe hypertension were enrolled in the study, for whom a set of baseline confounders  $\mathbf{L}_1$  were measured, and an antihypertensive treatment  $A_1$  (1, treated; 0, untreated) was assigned at baseline. The outcome  $Y$  is patient's systolic blood pressure (SBP, mmHg) at the end of period 1. Since there is a single follow-up time ( $K = 1$ ), we have one confounding function  $c_1(y, a_1, \mathbf{l}_1)$  quantifying

the baseline unmeasured confounding. Table 1 provides interpretations of the confounding function based on the sign of  $c_1(y, a_1, \mathbf{l}_1)$ . This interpretation for a single time period can be straightforwardly generalized to the settings with multiple times periods.

## 5.2 A working confounding function

Typically, one can specify a working confounding function,  $c_k(y, \bar{a}_K, \bar{\mathbf{l}}_k; \boldsymbol{\gamma}_k)$ , indexed by a finite dimensional parameters  $\boldsymbol{\gamma}_k$ . To focus ideas, we require the following two regularity conditions for  $c_k(y, \bar{a}_K, \bar{\mathbf{l}}_k; \boldsymbol{\gamma}_k)$ . First, observing that the confounding function is a difference between two CDFs, we require that  $c_k(y, \bar{a}_K, \bar{\mathbf{l}}_k; \boldsymbol{\gamma}_k)$  is continuous and bounded between  $-1$  and  $1$  for all  $y \in [y_{\min}, y_{\max}]$  and converges to  $0$  as  $y \rightarrow y_{\min}$  or  $y_{\max}$ . Second, we assume the partial derivative of  $c_k(y, \bar{a}_K, \bar{\mathbf{l}}_k; \boldsymbol{\gamma}_k)$  with respect to  $y$ ,  $c'_k(y, \bar{a}_K, \bar{\mathbf{l}}_k) = \frac{\partial}{\partial y} c_k(y, \bar{a}_K, \bar{\mathbf{l}}_k; \boldsymbol{\gamma}_k)$ , exists and is continuous for  $y \in [y_{\min}, y_{\max}]$ .

If the potential outcome  $Y_{\bar{a}_K}$  is unbounded on  $\mathbb{R}$ , we propose a feasible working confounding function for (15), given by

$$c_k(y, \bar{a}_K, \bar{\mathbf{l}}_k; \boldsymbol{\gamma}_k) = r_k(\bar{a}_K, \bar{\mathbf{l}}_k; \boldsymbol{\gamma}_{k1}) \exp \left\{ -\pi \left[ \frac{r_k(\bar{a}_K, \bar{\mathbf{l}}_k; \boldsymbol{\gamma}_{k1}) \left( y - m_k(\bar{a}_K, \bar{\mathbf{l}}_k; \boldsymbol{\gamma}_{k3}) \right)}{b_k(\bar{a}_K, \bar{\mathbf{l}}_k; \boldsymbol{\gamma}_{k2})} \right]^2 \right\}, \quad (16)$$

where  $\pi$  is the mathematical constant,  $\boldsymbol{\gamma}_k = [\boldsymbol{\gamma}_{k1}^T, \boldsymbol{\gamma}_{k2}^T, \boldsymbol{\gamma}_{k3}^T]^T$ , and  $r_k(\bar{a}_K, \bar{\mathbf{l}}_k; \boldsymbol{\gamma}_{k1})$ ,  $b_k(\bar{a}_K, \bar{\mathbf{l}}_k; \boldsymbol{\gamma}_{k2}) > 0$ , and  $m_k(\bar{a}_K, \bar{\mathbf{l}}_k; \boldsymbol{\gamma}_{k3})$  are the *peak*, *area* and *location* components, respectively. As illustrated in Figure 1, the working confounding function defined in (16) is a bell or inverted bell curve that reaches the extremum value,  $r_k(\bar{a}_K, \bar{\mathbf{l}}_k; \boldsymbol{\gamma}_{k1})$ , at the *location*,  $m_k(\bar{a}_K, \bar{\mathbf{l}}_k; \boldsymbol{\gamma}_{k3})$ , and then decreases to zero when  $y \rightarrow \pm\infty$ . Therefore, the *peak* component,  $r_k(\bar{a}_K, \bar{\mathbf{l}}_k; \boldsymbol{\gamma}_{k1})$ , measures the maximum difference between the two CDFs used in the confounding function (15),  $F_{Y_{\bar{a}_K} | \bar{A}_k, \bar{\mathbf{L}}_k}(y | \bar{a}_k, \bar{\mathbf{l}}_k)$  and  $F_{Y_{\bar{a}_K} | \bar{A}_k, \bar{\mathbf{L}}_k}(y | 1 - a_k, \bar{a}_{k-1}, \bar{\mathbf{l}}_k)$  (abbreviated by  $F_k^{(1)}(y)$  and  $F_k^{(0)}(y)$  below). The absolute value of  $r_k(\bar{a}_K, \bar{\mathbf{l}}_k; \boldsymbol{\gamma}_{k1})$  is  $\sup_y |c_k(y, \bar{a}_K, \bar{\mathbf{l}}_k; \boldsymbol{\gamma}_k)| = \sup_y |F_k^{(1)}(y) - F_k^{(0)}(y)|$ , and coincides with the Kolmogorov–Smirnov test statistic and also the total variation distance between  $F_k^{(1)}$  and  $F_k^{(0)}$ . Notice that  $r_k(\bar{a}_K, \bar{\mathbf{l}}_k; \boldsymbol{\gamma}_{k1})$  should be bounded between  $-1$  and  $1$  since it is a difference between two probabilities. In particular,  $r_k(\bar{a}_K, \bar{\mathbf{l}}_k; \boldsymbol{\gamma}_{k1}) = 0$  suggests  $c_k(y, \bar{a}_K, \bar{\mathbf{l}}_k; \boldsymbol{\gamma}_k) \equiv 0$  for  $y \in \mathbb{R}$ , i.e., no unmeasured confounding. If the *peak* component is not zero, the *area* component,  $b_k(\bar{a}_K, \bar{\mathbf{l}}_k; \boldsymbol{\gamma}_{k2})$ , measures the area under the confounding function curve  $c_k(y, \bar{a}_K, \bar{\mathbf{l}}_k; \boldsymbol{\gamma}_k)$ ; that is,  $b_k(\bar{a}_K, \bar{\mathbf{l}}_k; \boldsymbol{\gamma}_{k2}) = \int_y |c_k(y, \bar{a}_K, \bar{\mathbf{l}}_k; \boldsymbol{\gamma}_k)| dy = \int_y |F_k^{(1)}(y) - F_k^{(0)}(y)| dy$ , which is the 1–Wasserstein distance (De Angelis & Gray 2021) between the two CDFs. It is important to notice that both the *peak* and *area* components quantify the distance between  $F_k^{(1)}$  and  $F_k^{(0)}$ , but from complementary perspectives.

The *peak* searches the maximum difference between  $F_k^{(1)}(y)$  and  $F_k^{(0)}(y)$  among all possible  $y \in \mathbb{R}$ , whereas the *area* integrate the absolute difference between  $F_k^{(1)}(y)$  and  $F_k^{(0)}(y)$  on  $y \in \mathbb{R}$ . A technical interpretation of the working confounding function is provided in the following Proposition.

**Proposition 1.** *Suppose that (i) the first term in the true confounding function (15),  $F_{Y_{\bar{a}_K}|\bar{A}_k, \bar{\mathbf{L}}_k}(y|\bar{a}_k, \bar{\mathbf{l}}_k)$ , is a Gaussian CDF with mean  $\mu_k(\bar{a}_K, \bar{\mathbf{l}}_k)$  and variance  $\sigma_k^2(\bar{a}_K, \bar{\mathbf{l}}_k)$ , and (ii) the two distributions involved in the true confounding function only have a mean shift such that  $E[Y_{\bar{a}_K}|\bar{A}_k = \bar{a}_k, \bar{\mathbf{L}}_k = \bar{\mathbf{l}}_k] - E[Y_{\bar{a}_K}|\bar{A}_k = (1 - a_k, \bar{a}_{k-1}), \bar{\mathbf{L}}_k = \bar{\mathbf{l}}_k] = s_k(\bar{a}_K, \bar{\mathbf{l}}_k)$ . Then, if the mean shift is not large, the working confounding function defined in (16) hold approximately, with  $r_k(\bar{a}_K, \bar{\mathbf{l}}_k, \boldsymbol{\gamma}_{k1}) = -\frac{s_k(\bar{a}_K, \bar{\mathbf{l}}_k)}{\sqrt{2\pi\sigma_k^2(\bar{a}_K, \bar{\mathbf{l}}_k)}}$ ,  $b_k(\bar{a}_K, \bar{\mathbf{l}}_k, \boldsymbol{\gamma}_{k2}) = |s_k(\bar{a}_K, \bar{\mathbf{l}}_k)|$ , and  $m_k(\bar{a}_K, \bar{\mathbf{l}}_k; \boldsymbol{\gamma}_{k3}) = \mu_k(\bar{a}_K, \bar{\mathbf{l}}_k)$ .*

Proof of Proposition 1 is given in Appendix G. Proposition 1 suggests that the working confounding function (16) is a good approximation to the true confounding function (15) when the potential outcome  $Y_{\bar{a}_K}$  given  $\bar{A}_k = \bar{a}_k$  and  $\bar{\mathbf{L}}_k = \bar{\mathbf{l}}_k$  is normally distributed and the two distributions used in the confounding function only have a mean shift. Moreover, we have that the *area* component approximately equals to the absolute mean shift value and the *location* component approximately equals to the conditional mean of  $F_{Y_{\bar{a}_K}|\bar{A}_k, \bar{\mathbf{L}}_k}(y|\bar{a}_k, \bar{\mathbf{l}}_k)$ , which is  $\boldsymbol{\delta}_k^T \mathbf{g}_k(\bar{a}_K, \bar{\mathbf{l}}_k)$  in (8) if the Gaussian linear regression in Section 3.2 are used to model the potential outcome distribution.

### 5.3 Bias-corrected estimators under unmeasured confounding

Leveraging the working confounding functions,  $c_k(y, \bar{a}_k, \bar{\mathbf{l}}_k; \boldsymbol{\gamma}_k)$ ,  $k = 1, \dots, K$ , we now develop bias-corrected IPW, ICR, and doubly robust estimators to enable consistent estimation of  $\boldsymbol{\theta}_q$  after accounting for unmeasured confounding. To conduct sensitivity analysis, one can choose  $\boldsymbol{\gamma} = [\boldsymbol{\gamma}_1^T, \dots, \boldsymbol{\gamma}_K^T]^T$  from a finite set values  $\boldsymbol{\Gamma}$  and then report the point estimates and the associated confidence intervals for each  $\boldsymbol{\gamma} \in \boldsymbol{\Gamma}$ , which summarizes how sensitive inferences are to a deviation from assumption (A2). This approach is sometimes referred to as the ‘‘tabular’’ method (Gustafson & McCandless 2018).

Define  $c_k^*(y, \bar{a}_K, \bar{\mathbf{l}}_k; \boldsymbol{\gamma}_k, \boldsymbol{\alpha}_k) = c_k(y, \bar{a}_K, \bar{\mathbf{l}}_k; \boldsymbol{\gamma}_k) \times \pi_k(1 - a_k, \bar{a}_{k-1}, \bar{\mathbf{l}}_k; \boldsymbol{\alpha}_k)$ . The bias-corrected IPW estimator,  $\hat{\boldsymbol{\theta}}_q^{\text{BC-IPW}}$ , solves the following bias-corrected IPW estimating equation

$$\mathbb{P}_n \left[ \frac{d(\bar{A}_K, \mathbf{Z}; \boldsymbol{\theta}_q)}{\bar{\pi}_K(\bar{A}_K, \bar{\mathbf{L}}_K, \bar{\boldsymbol{\alpha}}_K)} \left\{ \mathcal{K} \left( \frac{h(\bar{A}_K, \mathbf{Z}; \boldsymbol{\theta}_q) - Y}{\tau_n} \right) - \sum_{k=1}^K c_k^* \left( h(\bar{A}_K, \mathbf{Z}; \boldsymbol{\theta}_q), \bar{A}_K, \bar{\mathbf{L}}_k; \boldsymbol{\gamma}_k, \hat{\boldsymbol{\alpha}}_k \right) - q \right\} \right] = \mathbf{0}. \quad (17)$$

Compared to the estimating equation for  $\hat{\boldsymbol{\theta}}_q^{\text{IPW}}$  (14), the bias-corrected estimating equation

(17) includes an extra term,  $\sum_{k=1}^K c_k^* \left( h(\bar{A}_K, \mathbf{Z}; \boldsymbol{\theta}_q), \bar{A}_K, \bar{\mathbf{L}}_k; \boldsymbol{\gamma}_k, \boldsymbol{\alpha}_k \right)$ , to remove the hidden bias due to unmeasured confounding.

With unmeasure confounding, the ICR estimator is inconsistent and requires the following modifications to restore consistency. First, we compute  $\widehat{\boldsymbol{\beta}}_K$  by solving  $\mathbb{P}_n \left[ \mathbb{U}_{\boldsymbol{\beta}_K}(Y, \bar{A}_K, \bar{\mathbf{L}}_K) \right] = \mathbf{0}$ . Then, for  $k = K - 1, \dots, 1$ , we iteratively compute  $\widehat{\boldsymbol{\beta}}_k$  by solving

$$\mathbb{P}_n \left[ \sum_{\underline{a}_{k+1} \in \bar{\mathbb{A}}_{k+1}} \int_y \mathbb{U}_{\boldsymbol{\beta}_k}(y, \bar{A}_k, \underline{a}_{k+1}, \bar{\mathbf{L}}_k) \left\{ \psi_{k+1}(y, \bar{A}_k, \underline{a}_{k+1}, \bar{\mathbf{L}}_{k+1}; \boldsymbol{\beta}_{k+1}) - c_{k+1}^*(y, \bar{A}_k, \underline{a}_{k+1}, \bar{\mathbf{L}}_{k+1}; \boldsymbol{\gamma}_{k+1}, \widehat{\boldsymbol{\alpha}}_{k+1}) \right\} dy \right] = \mathbf{0},$$

where  $\widehat{\boldsymbol{\alpha}}_k$  is obtained by maximum likelihood as in Section 3.1 and  $c_k^*(y, \bar{a}_K, \bar{\mathbf{l}}_k; \boldsymbol{\gamma}_k, \boldsymbol{\alpha}_k) = c_k'(y, \bar{a}_K, \bar{\mathbf{l}}_k; \boldsymbol{\gamma}_k) \pi_k(1 - a_k, \bar{a}_{k-1}, \bar{\mathbf{l}}_k; \boldsymbol{\alpha}_k)$  is the partial derivative of  $c_k^*(y, \bar{a}_K, \bar{\mathbf{l}}_k; \boldsymbol{\gamma}_k, \boldsymbol{\alpha}_k)$  in terms of  $y$ . Finally, the bias-corrected ICR estimator, denoted by  $\widehat{\boldsymbol{\theta}}_q^{\text{BC-ICR}}$ , is obtained by solving

$$\mathbb{P}_n \left[ \sum_{\bar{a}_K \in \bar{\mathbb{A}}_K} d(\bar{a}_K, \mathbf{Z}; \boldsymbol{\theta}_q) \left\{ \Psi_1 \left( h(\bar{a}_K, \mathbf{Z}; \boldsymbol{\theta}_q), \bar{a}_K, \mathbf{L}_1; \widehat{\boldsymbol{\beta}}_1 \right) - c_1^*(h(\bar{a}_K, \mathbf{Z}; \boldsymbol{\theta}_q), \bar{a}_K, \mathbf{L}_1; \boldsymbol{\gamma}_1, \widehat{\boldsymbol{\alpha}}_1) - q \right\} \right] = \mathbf{0}.$$

We can further combine the bias-corrected IPW and bias-corrected ICR estimators to construct a bias-corrected doubly robust estimator  $\widehat{\boldsymbol{\theta}}_q^{\text{BC-DR}}$  for the causal parameter  $\boldsymbol{\theta}_q$ . The proposed  $\widehat{\boldsymbol{\theta}}_q^{\text{BC-DR}}$  is the solution of the following smoothed estimating equation:

$$\begin{aligned} & \mathbb{P}_n \left\{ \widetilde{\mathbb{U}}_{\boldsymbol{\theta}_q}^{\text{BC-DR}}(\mathbf{O}; \boldsymbol{\theta}_q, \widehat{\boldsymbol{\alpha}}, \widehat{\boldsymbol{\beta}}) \right\} \\ &= \mathbb{P}_n \left\{ \widetilde{\mathbb{U}}_{\boldsymbol{\theta}_q}^{(K)}(\mathbf{O}; \boldsymbol{\theta}_q, \widehat{\boldsymbol{\alpha}}_K, \widehat{\boldsymbol{\beta}}_K) + \sum_{k=1}^{K-1} \widetilde{\mathbb{U}}_{\boldsymbol{\theta}_q}^{(k)}(\mathbf{O}; \boldsymbol{\theta}_q, \widehat{\boldsymbol{\alpha}}_{k+1}, \widehat{\boldsymbol{\beta}}_k, \widehat{\boldsymbol{\beta}}_{k+1}) + \widetilde{\mathbb{U}}_{\boldsymbol{\theta}_q}^{(0)}(\mathbf{O}; \boldsymbol{\theta}_q, \widehat{\boldsymbol{\alpha}}_1, \widehat{\boldsymbol{\beta}}_1) \right\} = \mathbf{0}, \end{aligned} \quad (18)$$

where  $\widehat{\boldsymbol{\alpha}}_k$ 's are obtained from maximum likelihood in Section 3.1,  $\widehat{\boldsymbol{\beta}}_k$ 's are obtained from the bias-corrected ICR approach, and  $\widetilde{\mathbb{U}}_{\boldsymbol{\theta}_q}^{(K)}(\mathbf{O}; \boldsymbol{\theta}_q, \bar{\boldsymbol{\alpha}}_K, \boldsymbol{\beta}_K)$  is given in (13),

$$\begin{aligned} \widetilde{\mathbb{U}}_{\boldsymbol{\theta}_q}^{(k)}(\mathbf{O}; \boldsymbol{\theta}_q, \bar{\boldsymbol{\alpha}}_{k+1}, \boldsymbol{\beta}_k, \boldsymbol{\beta}_{k+1}) &= \sum_{\underline{a}_{k+1} \in \bar{\mathbb{A}}_{k+1}} \frac{d(\bar{A}_k, \underline{a}_{k+1}, \mathbf{Z}; \boldsymbol{\theta}_q)}{\bar{\pi}_k(\bar{A}_k, \bar{\mathbf{L}}_k; \bar{\boldsymbol{\alpha}}_k)} \left\{ \Psi_{k+1} \left( h(\bar{A}_k, \underline{a}_{k+1}, \mathbf{Z}; \boldsymbol{\theta}_q), \bar{A}_k, \underline{a}_{k+1}, \bar{\mathbf{L}}_{k+1}; \boldsymbol{\beta}_{k+1} \right) \right. \\ &\quad \left. - c_{k+1}^* \left( h(\bar{A}_k, \underline{a}_{k+1}, \mathbf{Z}; \boldsymbol{\theta}_q), \bar{A}_k, \underline{a}_{k+1}, \bar{\mathbf{L}}_{k+1}; \boldsymbol{\gamma}_{k+1}, \boldsymbol{\alpha}_{k+1} \right) \right. \\ &\quad \left. - \Psi_k \left( h(\bar{A}_k, \underline{a}_{k+1}, \mathbf{Z}; \boldsymbol{\theta}_q), \bar{A}_k, \underline{a}_{k+1}, \bar{\mathbf{L}}_k; \boldsymbol{\beta}_k \right) \right\} \text{ for } k = 1, \dots, K-1, \\ \widetilde{\mathbb{U}}_{\boldsymbol{\theta}_q}^{(0)}(\mathbf{O}; \boldsymbol{\theta}_q, \boldsymbol{\alpha}_1, \boldsymbol{\beta}_1) &= \sum_{\bar{a}_K \in \bar{\mathbb{A}}_K} d(\bar{a}_K, \mathbf{Z}; \boldsymbol{\theta}_q) \left\{ \Psi_1 \left( h(\bar{a}_K, \mathbf{Z}; \boldsymbol{\theta}_q), \bar{a}_K, \mathbf{L}_1; \boldsymbol{\beta}_1 \right) - c_1 \left( h(\bar{a}_K, \mathbf{Z}; \boldsymbol{\theta}_q), \bar{a}_K, \mathbf{L}_1; \boldsymbol{\gamma}_1, \boldsymbol{\alpha}_1 \right) - q \right\}. \end{aligned}$$

The following Theorem (see Appendix H for the proof) summarizes the asymptotic properties of  $\widehat{\boldsymbol{\theta}}_q^{\text{BC-IPW}}$ ,  $\widehat{\boldsymbol{\theta}}_q^{\text{BC-ICR}}$ , and  $\widehat{\boldsymbol{\theta}}_q^{\text{BC-DR}}$ .

**Theorem 5.** *Suppose that the assumptions (A1) and (A3)–(A4) hold and the working confounding functions are correctly specified; i.e.,  $c_k(y, \bar{a}_K, \bar{\mathbf{l}}_k; \boldsymbol{\gamma}_k) \equiv c_k(y, \bar{a}_K, \bar{\mathbf{l}}_k)$  for all  $y \in [y_{\min}, y_{\max}]$ ,  $k = 1, \dots, K$ .*

- (i) If  $\mathcal{M}_{ps}$  is correctly specified and conditions (B1)–(B2) regarding the smoothness function hold,  $\hat{\boldsymbol{\theta}}_q^{BC-IPW}$  is CAN such that  $\sqrt{n}(\hat{\boldsymbol{\theta}}_q^{BC-IPW} - \boldsymbol{\theta}_{q0})$  converges to  $N(\mathbf{0}, \boldsymbol{\Sigma}^{BC-IPW})$ , where  $\boldsymbol{\Sigma}^{BC-IPW}$  is defined in Appendix H.
- (ii) If both  $\mathcal{M}_{ps}$  and  $\mathcal{M}_{om}$  are correctly specified,  $\hat{\boldsymbol{\theta}}_q^{BC-ICR}$  is CAN such that  $\sqrt{n}(\hat{\boldsymbol{\theta}}_q^{BC-ICR} - \boldsymbol{\theta}_{q0})$  converges to  $N(\mathbf{0}, \boldsymbol{\Sigma}^{BC-ICR})$ , where  $\boldsymbol{\Sigma}^{BC-ICR}$  is defined in Appendix H.
- (iii) If  $\mathcal{M}_{ps}$  is correctly specified and conditions (B1)–(B2) regarding the smoothness function hold,  $\hat{\boldsymbol{\theta}}_q^{BC-DR}$  is CAN such that  $\sqrt{n}(\hat{\boldsymbol{\theta}}_q^{BC-DR} - \boldsymbol{\theta}_{q0})$  converges to  $N(\mathbf{0}, \boldsymbol{\Sigma}^{BC-DR})$ , where  $\boldsymbol{\Sigma}^{BC-DR}$  is defined in Appendix H.

Consistent estimators of the asymptotic variances,  $\boldsymbol{\Sigma}^{BC-IPW}$ ,  $\boldsymbol{\Sigma}^{BC-ICR}$ , and  $\boldsymbol{\Sigma}^{BC-DR}$ , are provided in Appendix H. As shown in Theorem 5,  $\hat{\boldsymbol{\theta}}_q^{BC-ICR}$  requires that both  $\mathcal{M}_{ps}$  and  $\mathcal{M}_{om}$  are correctly specified, whereas  $\hat{\boldsymbol{\theta}}_q^{BC-IPW}$  and  $\hat{\boldsymbol{\theta}}_q^{BC-DR}$  only require  $\mathcal{M}_{ps}$  is correctly specified. This suggests that  $\hat{\boldsymbol{\theta}}_q^{BC-DR}$  is no longer doubly robust, and will be consistent if the propensity score models based only on the observed covariates (i.e., marginalized over the unmeasured confounders) are correctly specified, regardless of whether the outcome regression models are correct or not. However, we may expect that  $\hat{\boldsymbol{\theta}}_q^{BC-DR}$  is still more efficient than the  $\hat{\boldsymbol{\theta}}_q^{BC-IPW}$  when the outcome models are not grossly misspecified.

## 6 Simulation Studies

### 6.1 Simulations without unmeasured confounders

We first conducted simulations to evaluate the finite-sample performance of the  $\hat{\boldsymbol{\theta}}_q^{IPW}$ ,  $\hat{\boldsymbol{\theta}}_q^{ICR}$  and  $\hat{\boldsymbol{\theta}}_q^{DR}$ , when the ignorability assumption (A2) holds. We considered  $K = 3$  time periods with a binary treatment  $A_k \in \{0, 1\}$  assigned at each time period  $k$ . The observed longitudinal data  $\mathbf{O} = \{\mathbf{L}_1 = (L_{11}, L_{12}), A_1, \mathbf{L}_2 = (L_{21}, L_{22}), A_2, \mathbf{L}_3 = (L_{31}, L_{32}), A_3, Y\}$  were simulated based on the data generation process in Appendix I in the Supplementary Material. We considered two scenarios with different levels of overlap (distributions of the true propensity scores are presented in Figure 1 in the supplementary material). In Scenario I, the true propensity score distributions at each time period have moderate overlap between comparison groups; in Scenario II, the true propensity score distributions have weak overlap. Under Assumptions (A1)–(A4), we show in Appendix I that there is a counterfactual outcome  $Y_{\bar{a}_3}$  corresponding to each treatment regimen  $\bar{a}_3$  and the marginal distribution of  $Y_{\bar{a}_3}$  follows  $N(10 - 4a_1 - 4a_2 - 10a_3, 28 + 12a_3)$ . We are interested in estimating the MSQM  $Q_{Y_{\bar{a}_3}}^{(q)} = \theta_{q,0} + \theta_{q,1}a_1 + \theta_{q,2}a_2 + \theta_{q,3}a_3$  with unknown parameter  $\boldsymbol{\theta}_q = [\theta_{q,0}, \theta_{q,1}, \theta_{q,2}, \theta_{q,3}]$ . The true parameter for  $\boldsymbol{\theta}_q$  is derived as  $\theta_{q,0} = 10 + 5.292z_q$ ,

$\theta_{q,1} = \theta_{q,2} = -4$ , and  $\theta_{q,3} = -10 + 1.033z_q$ , where  $z_q$  is the  $q$ -th lower-quantile of the standard normal distribution (for example,  $z_{0.5} = 0$ ,  $z_{0.75} = 0.675$ ).

We conducted 1,000 replications, each with a sample size of 2,000, to evaluate the percent bias, Monte Carlo standard error, and the 95% confidence interval coverage rate of IPW ( $\hat{\theta}_q^{\text{IPW}}$ ), ICR ( $\hat{\theta}_q^{\text{ICR}}$ ), and doubly robust ( $\hat{\theta}_q^{\text{DR}}$ ) estimators, which are based on stabilized weights. In addition, we employed two quantile regression (QR) estimators (Koenker & Bassett 1978),  $\hat{\theta}_q^U$  and  $\hat{\theta}_q^A$ , as benchmarks to gauge the bias resulting from the failure to properly account for confounding by  $\bar{L}_3$ . The unadjusted QR estimator ( $\hat{\theta}_q^U$ ) applies a QR on  $Y$  using only the time-varying treatments ( $A_1, A_2, A_3$ ) as linear predictors. In contrast, the adjusted QR estimator ( $\hat{\theta}_q^A$ ) implements QR on  $Y$ , incorporating all time-varying treatments and confounders ( $A_1, A_2, A_3, L_1, L_2, L_3$ ) as linear predictors. We compared two methods for calculating the 95% confidence interval, one based on a Wald-type approach with the asymptotic variance estimator and the other based on a non-parametric percentile bootstrap. For each causal estimator, specifications of the correct and incorrect nuisance models are given in Table 1 in the Supplementary Material. We evaluated the performance of  $\hat{\theta}_q$  among the aforementioned methods on three different levels of the quantiles: the median  $\hat{\theta}_{0.5}$ , the lower quartile  $\hat{\theta}_{0.25}$ , and the upper quartiles  $\hat{\theta}_{0.75}$ .

Simulation results of  $\hat{\theta}_{0.5}$  under scenario I (moderate overlap) are summarized in Table 2. Both QR estimators provide undesirable results due to failure in properly accounting for time-dependent confounding. The unadjusted QR estimator ( $\hat{\theta}_{0.5}^U$ ) always exhibits notable bias with attenuated coverage. Although the adjusted QR estimator ( $\hat{\theta}_{0.5}^A$ ) happens to carry small bias for  $\theta_{0.5,0}$  and  $\theta_{0.5,3}$ , its bias for  $\theta_{0.5,1}$  and  $\theta_{0.5,2}$  is still substantial. In general,  $\hat{\theta}_{0.5}^{\text{IPW}}$  yielded minimal bias with nominal coverage rates when  $\mathcal{M}_{ps}$  was correctly specified but was considerably biased when  $\mathcal{M}_{ps}$  was misspecified. Similarly,  $\hat{\theta}_{0.5}^{\text{ICR}}$  was nearly unbiased and had the smallest variance when  $\mathcal{M}_{om}$  were correctly specified but had a substantial bias otherwise. The doubly robust estimator,  $\hat{\theta}_{0.5}^{\text{DR}}$ , carried minimal bias if either  $\mathcal{M}_{om}$  or  $\mathcal{M}_{ps}$  was correct. Moreover, the corresponding confidence interval based on our asymptotic variance estimator had nominal coverage rate when either  $\mathcal{M}_{om}$  or  $\mathcal{M}_{ps}$  were correct. When all nuisance models were correctly specified,  $\hat{\theta}_{0.5}^{\text{ICR}}$  had the smallest Monte Carlo standard error, followed by  $\hat{\theta}_{0.5}^{\text{DR}}$ , whereas  $\hat{\theta}_{0.5}^{\text{IPW}}$  is the least efficient. Interestingly, the Monte Carlo standard error of  $\hat{\theta}_{0.5}^{\text{DR}}$  was consistently smaller than that of  $\hat{\theta}_{0.5}^{\text{IPW}}$ , even if either  $\mathcal{M}_{om}$  or  $\mathcal{M}_{ps}$  was misspecified. Simulation results for  $\theta_{0.75}$  and  $\theta_{0.25}$  are provided in Tables 2–3 in the Supplementary Material; the results are qualitatively similar to those for  $\theta_{0.5}$ .

Under weak overlap (Scenario II), the presence of extreme propensity scores may inflate

the finite-sample bias the IPW and doubly robust estimators. Simulation results in Scenario II are summarized in Tables 4–6 in the Supplementary Material. Compared to Scenario I, the bias of  $\widehat{\theta}_q^{\text{IPW}}$  and  $\widehat{\theta}_q^{\text{DR}}$  in Scenario II increased, as expected, and their coverage rates also slightly deteriorated. The bias and Monte Carlo standard error of  $\widehat{\theta}_q^{\text{DR}}$  were consistently smaller than those of  $\widehat{\theta}_q^{\text{IPW}}$ , suggesting that the doubly robust MSQM estimator tends to be more robust against weak overlap compared to weighting alone.

## 6.2 Simulations in the presence of unmeasured confounding

We carried out additional simulations to empirically assess the effectiveness of the bias-corrected estimators,  $\widehat{\theta}_q^{\text{BC-IPW}}$ ,  $\widehat{\theta}_q^{\text{BC-ICR}}$ , and  $\widehat{\theta}_q^{\text{BC-DR}}$ , in reducing bias due to unmeasured confounding. The data generation process mirrors Scenario I in Section 6.1, with the exception that some time-varying covariates are now considered unobserved. To isolate the impact of unmeasured confounding at different time periods, we examined three distinct cases of unmeasured confounding:

- Case 1: unmeasured baseline confounding, where one baseline covariate,  $L_{11}$ , is unobserved but all other covariates are available.
- Case 2: Unmeasured confounding at the second period, where  $L_{21}$  is unobserved, but all other covariates are available.
- Case 3: Unmeasured confounding at the third period, where  $L_{31}$  is unobserved, but all other covariates are available.

We evaluated the performance of all three bias-corrected estimators for estimating MSQM on the median  $Q_{Y_{\bar{a}_3}}^{0.5}$ , and compared the results with those from the uncorrected IPW, ICR, and doubly robust estimators, which were also added as benchmarks. The specification of  $\mathcal{M}_{ps}$  and  $\mathcal{M}_{om}$  follows Section 6.1 (see Table 1 in the Supplementary Material), except that we eliminated all terms corresponding to the unmeasured variable from the working models. For instance, in Case 3, we removed all terms involving  $L_{31}$  from all logistic models for  $\mathcal{M}_{ps}$  and all linear models for  $\mathcal{M}_{om}$ .

Similar to Hu et al. (2022), we used a sufficient large simulated data set with 2 million observations, along with the working confounding function (16) to approximate true confounding functions (15) in each Case. We briefly explain the procedure for obtaining the true confounding functions in Case 3, and similar procedures apply for Cases 1 and 2. In Case 3, we observe  $\bar{\mathbf{L}}_3 = [L_{11}, L_{12}, L_{21}, L_{22}, L_{32}]^T$ , thus  $c_1(y, \bar{a}_3, \bar{\mathbf{l}}_1) \equiv c_2(y, \bar{a}_3, \bar{\mathbf{l}}_2) \equiv 0$  by construction. Based on Proposition 1,  $c_3(y, \bar{a}_3, \bar{\mathbf{l}}_3)$  can be approximated by (16) based on

the the following three parameters:  $\mu_3(\bar{a}_3, \bar{\mathbf{l}}_3) = E[Y_{\bar{a}_3} | \bar{A}_3 = \bar{a}_3, \bar{\mathbf{L}}_3 = \bar{\mathbf{l}}_3]$ ,  $\sigma_3^2(\bar{a}_3, \bar{\mathbf{l}}_3) = \text{Var}(Y_{\bar{a}_3} | \bar{A}_3 = \bar{a}_3, \bar{\mathbf{L}}_3 = \bar{\mathbf{l}}_3)$ , and  $s_3(\bar{a}_3, \bar{\mathbf{l}}_3) = E[Y_{\bar{a}_3} | \bar{A}_3 = \bar{a}_3, \bar{\mathbf{L}}_3 = \bar{\mathbf{l}}_3] - E[Y_{\bar{a}_3} | \bar{A}_3 = (1 - a_3, \bar{a}_2), \bar{\mathbf{L}}_3 = \bar{\mathbf{l}}_3]$ . As the potential outcome  $Y_{\bar{a}_3}$  for all  $\bar{a}_3 \in \bar{\mathbb{A}}_3$  are known based on the data generating process, we fit working regression models on the potential outcomes to approximate the three sensitivity parameters. Specifically, to calculate  $\mu_3(\bar{a}_3, \bar{\mathbf{l}}_3)$ , we fit a linear regression of  $Y_{\bar{a}_3}$  on  $(A_1 = a_1, A_2 = a_2, A_3 = a_3, L_{11}, L_{12}, L_{21}, L_{22}, L_{32})$  to calculate  $\hat{E}[Y_{\bar{a}_3} | \bar{A}_3 = \bar{a}_3, \bar{\mathbf{L}}_3 = \bar{\mathbf{l}}_3]$  and approximate  $\mu_3(\bar{a}_3, \bar{\mathbf{l}}_3)$ . Similarly,  $\sigma_3^2(\bar{a}_3, \bar{\mathbf{l}}_3)$  is approximated by fitting a linear regression of the squared residuals,  $(Y_{\bar{a}_3} - \hat{E}[Y_{\bar{a}_3} | \bar{A}_3 = \bar{a}_3, \bar{\mathbf{L}}_3])^2$  on  $(A_1 = a_1, A_2 = a_2, A_3 = a_3, L_{11}, L_{12}, L_{21}, L_{22}, L_{32})$ . Lastly,  $s_3(\bar{a}_3, \bar{\mathbf{l}}_3)$  is approximated by  $\hat{E}[Y_{\bar{a}_3} | \bar{A}_3 = \bar{a}_3, \bar{\mathbf{L}}_3 = \bar{\mathbf{l}}_3] - \hat{E}[Y_{\bar{a}_3} | \bar{A}_3 = (1 - a_3, \bar{a}_2), \bar{\mathbf{L}}_3 = \bar{\mathbf{l}}_3]$ , where  $\hat{E}[Y_{\bar{a}_3} | \bar{A}_3 = (1 - a_3, \bar{a}_2), \bar{\mathbf{L}}_3 = \bar{\mathbf{l}}_3]$  is obtained by fitting a linear regression of  $Y_{\bar{a}_3}$  on  $(A_1 = a_1, A_2 = a_2, A_3 = 1 - a_3, L_{11}, L_{12}, L_{21}, L_{22}, L_{32})$ . Finally, the confounding function  $c_3(y, \bar{a}_3, \bar{\mathbf{l}}_3)$  is obtained by evaluating (16) at the approximated parameter values.

The simulation results for Case 1 are presented in Table 7 in the Supplementary Material. The uncorrected IPW, ICR, and doubly robust estimators present non-negligible bias with attenuated coverage for estimating  $\theta_{0.5,0}$  and  $\theta_{0.5,1}$ , even when both  $\mathcal{M}_{ps}$  and  $\mathcal{M}_{om}$  are both correctly specified. These uncorrected estimators had relatively small bias for estimating  $\theta_{0.5,2}$  and  $\theta_{0.5,3}$ . This is because the unmeasured confounder in Case 1 only appears at the first time period and primarily influences the estimation of the structural coefficient for  $A_1$  ( $\theta_{0.5,1}$ ). The performance of the bias-corrected estimators,  $\hat{\theta}_{0.5}^{\text{BC-IPW}}$ ,  $\hat{\theta}_{0.5}^{\text{BC-ICR}}$ , and  $\hat{\theta}_{0.5}^{\text{BC-DR}}$ , aligns with their theoretical properties in Theorem 5. Specifically,  $\hat{\theta}_{0.5}^{\text{BC-IPW}}$  and  $\hat{\theta}_{0.5}^{\text{BC-ICR}}$  exhibit small bias and nominal coverage when  $\mathcal{M}_{ps}$  and  $\mathcal{M}_{om}$  are correct, respectively. Furthermore,  $\hat{\theta}_{0.5}^{\text{BC-DR}}$  demonstrates small bias with nominal coverage when either  $\mathcal{M}_{ps}$  or  $\mathcal{M}_{om}$  is correctly specified. In the scenarios explored,  $\hat{\theta}_{0.5}^{\text{BC-ICR}}$  and  $\hat{\theta}_{0.5}^{\text{BC-DR}}$  appear robust against misspecification of  $\mathcal{M}_{ps}$ , although this may not be analytically guaranteed as shown in Theorem 5. Simulation results for Cases 2 and 3, found in Tables 8 and 9 of the Supplementary Material, are similar to those for Case 1. These additional simulation results demonstrate the utility of the proposed sensitivity analysis methods.



# 7 Application to the Yale New Haven Health System Electronic Health Record data

## 7.1 Estimation of quantile causal effects

We applied the proposed methods to the Yale New Haven Health System (YNHHS) Electronic Health Record data; this is based on a cohort study that investigates the blood pressure (BP) response to prescribed antihypertensive for inpatients who were admitted for reasons other than hypertension but developed severe inpatient hypertension (systolic BP (SBP)  $> 180$  mmHg or diastolic BP (DBP)  $> 110$  mmHg) after admission (Ghazi et al. 2022). The study includes adult patients admitted to one of the five YNHHS hospitals (New Haven, CT) between 2016 to 2020. The outcome is the BP responses over 6 hours following the development of severe hypertension (HTN). We estimate the effect of antihypertensive treatments given at  $(0, 2)$ ,  $[2, 4)$ , and  $[4, 6)$  hours after the patients developing severe HTN on quantiles of the patients' SBP at 6 hour following development of severe HTN.

This analysis included  $K = 3$  time periods,  $(0, 2)$ ,  $[2, 4)$ , and  $[4, 6)$  hours following development of severe HTN, corresponding to  $k = 1, 2$  and  $3$ . At each time period, we code the antihypertensive treatment  $A_k$  as 1 if an antihypertensive was given during this time period and 0 otherwise. The baseline covariates,  $\mathbf{L}_1$ , consist of age, gender, race, body mass index, comorbidities including history on cardiovascular and hypertension diseases, and SBP and DBP measurements at the time of developing severe HTN. The time-varying covariates,  $\mathbf{L}_2$  (and  $\mathbf{L}_3$ ), includes the the most recent measurements on the patient's SBP and DBP prior to 2 (and 4) hours following development of severe HTN. The outcome  $Y$  is the SBP measured at 6 hours after developing severe HTN. A total of 5,925 individuals who did not have any missing data on any variables are included into this analysis. The MSQM considered here is  $Q_{\bar{Y}_{\bar{a}_3}}^{(q)} = \theta_{q,0} + \sum_{k=1}^3 \theta_{q,k} a_k$  with causal parameters  $\boldsymbol{\theta}_q = [\theta_{q,0}, \theta_{q,1}, \theta_{q,2}, \theta_{q,3}]^T$ . We employ logistic regressions for the propensity scores  $\pi_k(\bar{A}_k, \bar{\mathbf{L}}_k) = f_{A_k|\bar{A}_{k-1}, \bar{\mathbf{L}}_k}$ ,  $k = 1, 2, 3$ . These regressions adjust for the main effects of the time-varying treatment and covariates  $\bar{A}_{k-1}$  and  $\bar{\mathbf{L}}_k$ , the quadratic term of the continuous components of  $\bar{\mathbf{L}}_k$ , and all pairwise interaction terms between  $\bar{A}_{k-1}$  and  $\bar{\mathbf{L}}_k$ . We utilize heteroscedastic linear regressions to model the potential outcomes. For the conditional mean,  $\mathbf{g}_k(\bar{A}_k, \underline{a}_{k+1}, \bar{\mathbf{L}}_k)$ , we include the main effects of  $\{\bar{A}_k, \underline{a}_{k+1}, \bar{\mathbf{L}}_k\}$ , the quadratic term for continuous components in  $\bar{\mathbf{L}}_k$ , and all pairwise interactions between  $\{\bar{A}_k, \underline{a}_{k+1}\}$  and  $\bar{\mathbf{L}}_k$ . Regarding the conditional variance,

$\sigma_k^2(\bar{A}_k, \underline{a}_{k+1}, \bar{\mathbf{L}}_k; \boldsymbol{\eta}_k)$ , we apply a log-transformation and adjust for the same set of covariates as in the conditional mean model. For comparative purposes, we also estimate the average treatment effect parameterized by a MSMM  $E[Y_{\bar{a}_3}] = \xi_0 + \sum_{k=0}^3 \xi_k a_k$ , using IPW, iterative conditional expectation (ICE), and doubly robust estimators (Bang & Robins 2005). The specifications of nuisance models align with those for the MSQM.

Table 3 summarizes the unadjusted, IPW, ICR, and doubly robust estimators for  $\boldsymbol{\theta}_q$  in the MSQM at  $q = 25\%$ ,  $50\%$ , and  $75\%$ , and also includes results for  $\boldsymbol{\xi} = [\xi_0, \xi_1, \xi_2, \xi_3]$  in the MSMM. For a more comprehensive view, a graphical summary of  $\hat{\boldsymbol{\theta}}_q$  for  $q$  between  $5\%$  and  $95\%$  is provided in Figure 2 of the Supplementary Material. Without accounting for time-dependent confounding, the unadjusted approach shows that the antihypertensive treatments given at all time periods are associated with a higher SBP quantile at 6 hour after development of severe HTN. The remaining approaches generally suggest that the antihypertensive treatments are effective in reducing the SBP, especially at a higher quantile level. Although the overall causal conclusions from the MSMM appear similar to those from the MSQM, the MSMM fails to capture the heterogeneity of the treatment effects over the SBP distribution. For example, the doubly robust MSQM estimator suggests that the protective effect from the third treatment  $A_3$  is strengthened with a higher quantile (for example,  $\hat{\theta}_{3,0.25}^{\text{DR}} = -1.9$ ,  $\hat{\theta}_{3,0.5}^{\text{DR}} = -3.6$ , and  $\hat{\theta}_{3,0.75}^{\text{DR}} = -4.5$ ). This implies that patients with a higher SBP may benefit more from the treatment, thereby avoiding harm due to excessive blood pressure. In contrast, the doubly robust MSMM estimator provides only an overall summary with  $\hat{\xi}_3^{\text{DR}} = -2.9$ , suggesting that  $A_3$  decreases the SBP measurements for  $-2.9$  mmHg on average, but it does not provide information on how treatment may differentially affect various parts of the SBP distribution.

To understand the effect of continuously being treated by antihypertensives across all time periods, we obtain the total quantile effect, defined as  $\text{TE}_q \equiv Q_{Y_{\bar{a}_3}}^{(q)} - Q_{Y_{\bar{a}_3'}}^{(q)}$  with  $\bar{a}_3 = (1, 1, 1)$  and  $\bar{a}_3' = (0, 0, 0)$ , which equals to  $\sum_{k=1}^3 \theta_{q,k}$ . For comparison, the total mean effect ( $\text{TE}_{\text{mean}}$ ) is also obtained from the doubly robust MSMM estimator. Figure 2 reports  $\widehat{\text{TE}}_q$  and  $\widehat{\text{TE}}_{\text{mean}}$  for  $q$  ranging from  $5\%$  to  $95\%$ . Except for the unadjusted approach, all of the IPW, ICR, and doubly robust estimators suggest a negative total quantile effect. The point estimates of IPW and doubly robust estimators are more closely aligned, but the doubly robust estimator provides slightly narrower confidence interval estimates. As  $q$  increases, both the IPW and doubly robust estimators indicate that the total causal effect first strengthens until  $q = 60\%$  and then gradually declines as  $q$  approaches 1. For example,  $\text{TE}_q$  obtained from the doubly robust MSQM increases from  $-0.3$  (95% CI:  $[-4.9, 4.4]$ ) at

$q = 5\%$  to  $-7.4$  (95% CI:  $[-9.7, -5.1]$ ) at  $q = 60\%$ , and then slightly reduces to  $-5.2$  (95% CI:  $[-9.9, -0.3]$ ) at  $q = 95\%$ . The ICR estimator exhibits a smoother and flatter pattern, suggesting that  $\text{TE}_q$  first increases from  $-3.4$  (95% CI:  $[-6.3, -0.4]$ ) at  $q = 5\%$  to  $-5.3$  (95% CI:  $[-7.5, -3.1]$ ) at  $q = 80\%$ , and then slightly decreases to  $-5.1$  (95% CI:  $[-8.0, -2.1]$ ) at  $q = 95\%$ . Although the patterns of the total effect estimates are similar between ICR, IPW and doubly robust methods, the smoothness and flatness under ICR in this data example are mainly driven by its full distributional assumptions (essentially one is running one set of nested regression models for all values of  $q$ ). Finally, because the doubly robust estimates are closer to the IPW estimates than the ICR estimates, it is possible that the propensity score models are well estimated but the heteroscedastic linear outcome models are subject to misspecification (Robins & Rotnitzky 2001).

## 7.2 Sensitivity analysis to unmeasured confounding

We further evaluate the sensitivity of  $\widehat{\text{TE}}_{0.5}$  obtained by the doubly robust approach to departure from the sequential ignorability assumption. We use the working confounding function (16), and consider the following functional forms of the *peak* component:

$$r_k(\bar{a}_3, \bar{\mathbf{l}}_k; \gamma_{k1}) = \gamma_{k1}(2a_k - 1), \quad \text{for } k = 1, 2, 3,$$

The sensitivity parameter  $\gamma_{k1}$  was selected between  $[-0.5, 0.5]$  such that total variation distance between the two CDFs in (15) does not exceed 0.5. When  $\gamma_{k1} > 0$ , we have  $c_k(y, \underline{a}_{k+1}, 1, \bar{a}_{k-1}, \bar{\mathbf{l}}_k; \gamma_{k1}) > 0$  but  $c_k(y, \underline{a}_{k+1}, 0, \bar{a}_{k-1}, \bar{\mathbf{l}}_k; \gamma_{k1}) < 0$ , suggesting that, conditional on observing  $\bar{\mathbf{L}}_k = \bar{\mathbf{l}}_k$  and  $\bar{A}_{k-1} = \bar{a}_{k-1}$ , the treated individuals in the  $k$ -th period tends to have a lower potential SBP value (under all possible treatment regimens  $\bar{a}_3 \in \bar{\mathbb{A}}_3$ ) than the untreated individuals in that same period; in other words, healthier patients were more likely to be treated in the  $k$ -th period. Otherwise,  $\gamma_{k1} < 0$  suggests that unhealthier patients were more likely to be treated (in the  $k$ -th period). To measure the area under the working confounding function curve, we set the *area* component,  $b_k(\bar{a}_K, \bar{\mathbf{l}}_k; \gamma_{k2})$ , to a constant value  $\gamma_{k2} \in [2, 6]$  such that the 1-Wasserstein distance between the two CDFs used in the confounding function does not exceed 6. If we assume that there is only a mean shift between the two CDFs used in the confounding function (15),  $\gamma_{k2}$  also approximately equals to the absolute mean difference in the potential SBP values between the treated and untreated individuals in the  $k$ -th period, conditional on observing  $\bar{\mathbf{L}}_k = \bar{\mathbf{l}}_k$  and  $\bar{A}_{k-1} = \bar{a}_{k-1}$  (Proposition 1). By Proposition 1, the *location* component,  $m_k(\bar{a}_3, \bar{\mathbf{l}}_k; \gamma_{k3})$ , is closely connected to the conditional mean of potential SBP given  $\bar{\mathbf{L}}_k = \bar{\mathbf{l}}_k$  and  $\bar{A}_k = \bar{a}_k$ , i.e.,  $\delta_k^T \mathbf{g}_k(\bar{a}_3, \bar{\mathbf{l}}_k)$ . We exploit this connection and set  $m_k(\bar{a}_K, \bar{\mathbf{l}}_k; \gamma_{k3}) = \gamma_{k3} \left( \widehat{\delta}_k^T \mathbf{g}_k(\bar{a}_K, \bar{\mathbf{l}}_k) \right)$

such that the difference between the two CDFs used in the confounding function (15) is maximized at  $\gamma_{k3}$  times the estimated mean of the potential SBP conditional on  $\bar{\mathbf{L}}_k = \bar{\mathbf{l}}_k$  and  $\bar{A}_k = \bar{a}_k$ . For this specification,  $\hat{\delta}_k$  is obtained by the ICR without adjusting for unmeasured confounders and  $\gamma_{k3}$  is varied within  $[0.9, 1.1]$ .

In order to disentangle the effect of confounding function at different time periods, we report  $\widehat{\text{TE}}_{0.5}$  to unmeasured confounding at  $k = 1, 2, 3$ , separately; that is, when we investigate the unmeasured confounding at the  $k$ -th time period, the confounding functions at the remaining time periods are fixed to 0. Recall that the effect estimate  $\widehat{\text{TE}}_{0.5}$  under sequential ignorability is  $-6.2$  (95% CI:  $[-8.6, -3.8]$ ). Figure 3 presents the sensitivity results to unmeasured baseline confounding. We observed that a larger positive value of  $\gamma_{11} > 0$  moves  $\widehat{\text{TE}}_{0.5}$  towards null, while a larger negative value of  $\gamma_{11} < 0$  corresponds to a stronger negative  $\widehat{\text{TE}}_{0.5}$ . Additionally,  $\widehat{\text{TE}}_{0.5}$  is more sensitive to larger values of  $\gamma_{12}$ , as evidenced by the denser contours from panel (a) to panel (c). This is somewhat expected since larger values of  $\gamma_{11}$  and  $\gamma_{12}$  indicate a greater magnitude of unmeasured baseline confounding. Finally,  $\widehat{\text{TE}}_{0.5}$  presents non-monotonic behavior with respect to  $\gamma_{13}$ . Specifically,  $\widehat{\text{TE}}_{0.5}$  is more sensitive when  $\gamma_{13}$  is closer to 1 but relatively more robust when  $\gamma_{13}$  moves away from 1. For example, when fixing  $\gamma_{11} = 0.25$  and  $\gamma_{12} = 4$ ,  $\widehat{\text{TE}}_{0.5}$  first increases from  $-2.8$  (95% CI:  $[-5.6, -0.1]$ ) to  $2.7$  (95% CI:  $[0.7, 4.6]$ ) as  $\gamma_{13}$  moves from 0.9 to 1 and then drops to  $-2.5$  (95% CI:  $[-5.0, 0.1]$ ) as  $\gamma_{13}$  moves toward 1.1. Of note,  $\widehat{\text{TE}}_{0.5}$  remains negative (indicating a positive effect of antihypertensive treatment) when either  $\gamma_{11} \leq 0.1$  or  $\gamma_{13} \leq 2$  regardless of the value of  $\gamma_{12}$ . This suggests that the causal conclusion under sequential ignorability is not overturned as long as the total variation or the 1-Wasserstein distance between the two CDFs used in the confounding function is less than 0.1 or 2, respectively. Sensitivity results to unmeasured confounding at the second and third period are given in Figures 3–4 in the Supplementary Material, with similar patterns. In general, the influence of unmeasured confounding at period 2 and 3 to  $\widehat{\text{TE}}_{0.5}$  is smaller as compared to the unmeasured baseline confounding assuming the same value for  $\gamma_k$ .

## 8 Discussion

Under the overarching goal of improving the causal inference for quantile treatment effect with a time-varying treatment, our contributions are two-fold. First, we propose two new estimators, the ICR estimator and doubly robust estimator, to estimate the structural causal parameters under a MSQM. The ICR assumes a sequence of parametric regressions for the potential outcome distribution given the history up to each time period. We further

derive the EIF for the structural parameters in the MSQM to motivate a new doubly robust estimator. This estimator combines ICR with the IPW estimators and is consistent if either the propensity score models considered in IPW or the outcome regression models considered in ICR are correctly specified. We theoretically prove that the proposed ICR and doubly robust estimators are consistent and asymptotically normal, and develop convenient computational strategies for point and variance estimation.

A second contribution of this article is the development of a sensitivity analysis framework to investigate the impact of unmeasured time-varying confounding for estimating MSQM. Our proposed method is built upon a new confounding function, which is then incorporated to develop bias-corrected IPW, ICR and doubly robust estimators to remove the hidden bias induced by unmeasured confounding. To facilitate the application of this approach in practice, we articulate one possible form of the confounding function with interpretable sensitivity parameters, and carry out simulations to confirm its empirical performance. To the best of our knowledge, this is the first simulation study that empirically investigates the finite-sample performance of a sensitivity analysis strategy with a time-varying treatment. Future research, however, is needed to identify alternative forms of the confounding functions that can capture other features of the hidden bias for estimating the causal parameters in a MSQM.

When the outcome is heavy-tailed with a non-trivial proportion of outliers, it is possible that a parametric model may be not flexible enough to adequately capture the tail of the outcome distribution. As a potential enhancement, one could consider using the conditional quantile regressions with a range of values to approximate the full outcome distributions  $F_{Y_{\bar{A}_k, \underline{a}_{k+1}} | \bar{A}_k, \bar{\mathbf{L}}_k}$ ,  $k = 1, \dots, K$  (Ma et al. 2022). More concretely, one may specify a series of quantile regression models  $Q_{Y_{\bar{A}_k, \underline{a}_{k+1}} | \bar{A}_k, \bar{\mathbf{L}}_k}^{(\tau)} = \boldsymbol{\beta}_{k, \tau}^T \mathbf{g}_k(\bar{A}_k, \underline{a}_{k+1}, \bar{\mathbf{L}}_k)$  on a grid of fixed values  $\mathcal{T} = \{\epsilon = \tau_0 < \tau_1 < \dots < \tau_J = 1 - \epsilon\}$ , where  $\mathbf{g}_k(\bar{A}_k, \underline{a}_{k+1}, \bar{\mathbf{L}}_k)$  is similar to its definition in (8) and  $\epsilon$  is a small number (e.g., 0.01). Then the conditional outcome distributions can be approximated by  $F_{Y_{\bar{A}_k, \underline{a}_{k+1}} | \bar{A}_k, \bar{\mathbf{L}}_k}(y | \bar{A}_k, \bar{\mathbf{L}}_k) \approx \sum_{j=1}^J \mathbb{I}(y \leq \boldsymbol{\beta}_{k, \tau_{j-1}}^T \mathbf{g}_k(\bar{A}_k, \underline{a}_{k+1}, \bar{\mathbf{L}}_k))(\tau_j - \tau_{j-1})$ , which depends on quantile regression parameters  $\boldsymbol{\beta}_k = \{\boldsymbol{\beta}_{k, \tau_0}, \dots, \boldsymbol{\beta}_{k, \tau_J}\}$ . The iterative algorithm proposed in Section 3.2 can then be employed to estimate  $\boldsymbol{\beta}_K, \dots, \boldsymbol{\beta}_1$ , sequentially. When all potential outcomes are fully observed, an unbiased complete-data estimating score of  $\boldsymbol{\beta}_{k, \tau}$  for any  $\tau \in \mathcal{T}$  is  $\mathbb{U}_{\boldsymbol{\beta}_{k, \tau}}(Y_{\bar{A}_k, \underline{a}_{k+1}}, \bar{A}_k, \underline{a}_{k+1}, \bar{\mathbf{L}}_k) = \mathbf{g}_k(\bar{A}_k, \underline{a}_{k+1}, \bar{\mathbf{L}}_k) \left\{ \mathbb{I}(Y_{\bar{A}_k, \underline{a}_{k+1}} \leq \boldsymbol{\beta}_{k, \tau}^T \mathbf{g}_k(\bar{A}_k, \underline{a}_{k+1}, \bar{\mathbf{L}}_k)) - \tau \right\}$ . Then, the observed-data estimating equation (6) can be ob-

tained by

$$\mathbb{P}_n \left[ \sum_{\underline{a}_{k+1} \in \underline{\mathbb{A}}_{k+1}} \sum_{j=1}^J \mathbb{U}_{\beta_{k,\tau}}(\tau_{j-1}, \bar{A}_k, \underline{a}_{k+1}, \bar{\mathbf{L}}_k) \mathbb{I} \left( \tau_{j-1} \leq \beta_{k,\tau_{j-1}}^T \mathbf{g}_k(\bar{A}_k, \underline{a}_{k+1}, \bar{\mathbf{L}}_k) \right) (\tau_j - \tau_{j-1}) \right] = \mathbf{0}.$$

Upon obtaining the parameters estimates from the sequence of quantile regressions, we can construct an improved doubly robust estimator. This is achieved by solving the EIF-induced estimating equation, using the quantile regression-based approximations of the conditional outcome distribution. While this alternative specification has the potential to outperform the parametric specification in accurately describing the tails of outcome distribution, the optimal selection of grid values and the computational feasibility of this approach with more than a few periods warrant further research.

Although we have primarily focuses on MSQM for a final outcome and treat intermediate outcomes as part of time-varying covariates, the proposed methods can be expanded to accommodate MSQM with repeated measures of outcome such that there are  $K$  potential outcomes  $Y_{\bar{a}_k}^{(k)}$ ,  $k = 1, \dots, K$ , at each follow-up visit. In this scenario, we can specify the MSQM as  $Q_{Y_{\bar{a}_k}^{(k)}|\mathbf{Z}} = h(\bar{a}_k, \mathbf{Z}; \boldsymbol{\theta}_q)$ . A doubly robust estimating equation for  $\boldsymbol{\theta}_q$  in this MSQM can be constructed as a summation of the doubly robust estimating equations for MSQM with a final outcome. Specifically, we can construct the estimating equation as  $\sum_{k=1}^K \mathbb{P}_n \left[ \mathbb{U}_{\boldsymbol{\theta}_q}^{DR,(k)} \right] = \mathbf{0}$ , where  $\mathbb{P}_n \left[ \mathbb{U}_{\boldsymbol{\theta}_q}^{DR,(k)} \right]$  is a doubly robust estimating score for  $Y_{\bar{a}_k}^{(k)}$  similar to it defined in (11). One can verify that the resulting estimator remains doubly robust but may not be fully efficient as it assumes working independence.

## Acknowledgement

Research in this article was funded by the Patient-Centered Outcomes Research Institute<sup>®</sup> (PCORI<sup>®</sup> Award ME-2021C2-23685). The statements presented in this article are solely the responsibility of the authors and do not necessarily represent the views of PCORI<sup>®</sup>, its Board of Governors or Methodology Committee. Data used in Section 7 was obtained with the assistance and supervision of the Clinical and Translational Accelerator (CTRA), Department of Medicine, Yale School of Medicine and the Joint Data Analytics Team.

## References

- Babino, L., Rotnitzky, A. & Robins, J. (2019), ‘Multiple robust estimation of marginal structural mean models for unconstrained outcomes’, *Biometrics* **75**(1), 90–99.
- Bang, H. & Robins, J. M. (2005), ‘Doubly robust estimation in missing data and causal

- inference models', *Biometrics* **61**(4), 962–973.
- Bickel, P. J., Klaassen, C. A., Bickel, P. J., Ritov, Y., Klaassen, J., Wellner, J. A. & Ritov, Y. (1993), *Efficient and adaptive estimation for semiparametric models*, Vol. 4, Springer.
- Brown, B. M. & Wang, Y.-G. (2005), 'Standard errors and covariance matrices for smoothed rank estimators', *Biometrika* **92**(1), 149–158.
- Brumback, B. A., Hernán, M. A., Haneuse, S. J. & Robins, J. M. (2004), 'Sensitivity analyses for unmeasured confounding assuming a marginal structural model for repeated measures', *Statistics in Medicine* **23**(5), 749–767.
- Chen, X. & White, H. (1999), 'Improved rates and asymptotic normality for nonparametric neural network estimators', *IEEE Transactions on Information Theory* **45**(2), 682–691.
- Chernozhukov, V., Chetverikov, D., Demirer, M., Duflo, E., Hansen, C., Newey, W. & Robins, J. (2018), 'Double/debiased machine learning for treatment and structural parameters', *The Econometrics Journal* **21**(1), C1–C68.
- Daniel, R. M., Cousens, S., De Stavola, B., Kenward, M. G. & Sterne, J. (2013), 'Methods for dealing with time-dependent confounding', *Statistics in Medicine* **32**(9), 1584–1618.
- De Angelis, M. & Gray, A. (2021), 'Why the 1-wasserstein distance is the area between the two marginal cdfs', *arXiv preprint arXiv:2111.03570* .
- Ghazi, L., Li, F., Chen, X., Simonov, M., Yamamoto, Y., Biswas, A., Hanna, J., Shah, T., Townsend, R., Peixoto, A. et al. (2022), 'Severe inpatient hypertension prevalence and blood pressure response to antihypertensive treatment', *The Journal of Clinical Hypertension* .
- Gustafson, P. & McCandless, L. C. (2018), 'When is a sensitivity parameter exactly that?', *Statistical Science* **33**(1), 86–95.
- Heller, G. (2007), 'Smoothed rank regression with censored data', *Journal of the American Statistical Association* **102**(478), 552–559.

- Hernán, M. A., Brumback, B. A. & Robins, J. M. (2002), ‘Estimating the causal effect of zidovudine on cd4 count with a marginal structural model for repeated measures’, *Statistics in Medicine* **21**(12), 1689–1709.
- Hogan, J. W. & Lee, J. Y. (2004), ‘Marginal structural quantile models for longitudinal observational studies with time-varying treatment’, *Statistica Sinica* pp. 927–944.
- Hu, L., Zou, J., Gu, C., Ji, J., Lopez, M. & Kale, M. (2022), ‘A flexible sensitivity analysis approach for unmeasured confounding with multiple treatments and a binary outcome with application to seer-medicare lung cancer data’, *The Annals of Applied Statistics* **16**(2), 1014–1037.
- Imbens, G. W. (2003), ‘Sensitivity to exogeneity assumptions in program evaluation’, *American Economic Review* **93**(2), 126–132.
- Jiang, H. (2017), Uniform convergence rates for kernel density estimation, in ‘International Conference on Machine Learning’, PMLR, pp. 1694–1703.
- Jung, S.-H. (1996), ‘Quasi-likelihood for median regression models’, *Journal of the American Statistical Association* **91**(433), 251–257.
- Kaplan, D. M. & Sun, Y. (2017), ‘Smoothed estimating equations for instrumental variables quantile regression’, *Econometric Theory* **33**(1), 105–157.
- Koenker, R. & Bassett, G. (1978), ‘Regression quantiles’, *Econometrica* pp. 33–50.
- Koenker, R. & d’Orey, V. (1994), ‘Remark as r92: A remark on algorithm as 229: Computing dual regression quantiles and regression rank scores’, *Journal of the Royal Statistical Society. Series C (Applied Statistics)* **43**(2), 410–414.
- Lai, T. L. & Ying, Z. (1988), ‘Stochastic integrals of empirical-type processes with applications to censored regression’, *Journal of Multivariate Analysis* **27**(2), 334–358.
- Luo, Y., Spindler, M. & Kück, J. (2016), ‘High-dimensional  $l_2$  boosting: Rate of convergence’, *arXiv preprint arXiv:1602.08927*.



- Ma, H., Qin, J. & Zhou, Y. (2022), ‘From conditional quantile regression to marginal quantile estimation with applications to missing data and causal inference’, *Journal of Business & Economic Statistics* pp. 1–14.
- Newey, W. K. (1997), ‘Convergence rates and asymptotic normality for series estimators’, *Journal of Econometrics* **79**(1), 147–168.
- Petersen, M., Schwab, J., Gruber, S., Blaser, N., Schomaker, M. & van der Laan, M. (2014), ‘Targeted maximum likelihood estimation for dynamic and static longitudinal marginal structural working models’, *Journal of Causal Inference* **2**(2), 147–185.
- Robins, J. M. (1997), Causal inference from complex longitudinal data, *in* ‘Latent variable modeling and applications to causality’, Springer, pp. 69–117.
- Robins, J. M. (1999), ‘Association, causation, and marginal structural models’, *Synthese* pp. 151–179.
- Robins, J. M. (2000), Marginal structural models versus structural nested models as tools for causal inference, *in* ‘Statistical models in epidemiology, the environment, and clinical trials’, Springer, pp. 95–133.
- Robins, J. M., Greenland, S. & Hu, F.-C. (1999), ‘Estimation of the causal effect of a time-varying exposure on the marginal mean of a repeated binary outcome’, *Journal of the American Statistical Association* **94**(447), 687–700.
- Robins, J. M., Hernan, M. A. & Brumback, B. (2000), ‘Marginal structural models and causal inference in epidemiology’.
- Robins, J. M. & Rotnitzky, A. (2001), ‘Comment on the Bickel and Kwon article: Inference for semiparametric models: Some questions and an answer’, *Statistica Sinica* **11**(4), 920–936.
- Rosenbaum, P. R. (2004), ‘Design sensitivity in observational studies’, *Biometrika* **91**(1), 153–164.
- Rosenbaum, P. R., Rosenbaum, P. & Briskman (2010), *Design of observational studies*, Vol. 10, Springer.

- Rosenbaum, P. R. & Rubin, D. B. (1983), ‘The central role of the propensity score in observational studies for causal effects’, *Biometrika* **70**(1), 41–55.
- Rubin, D. B. (1974), ‘Estimating causal effects of treatments in randomized and nonrandomized studies.’, *Journal of Educational Psychology* **66**(5), 688.
- Tsiatis, A. A. (2006), ‘Semiparametric theory and missing data’.
- Tu, C. (2019), ‘Comparison of various machine learning algorithms for estimating generalized propensity score’, *Journal of Statistical Computation and Simulation* **89**(4), 708–719.
- van der Laan, M. J., Rose, S. et al. (2011), *Targeted learning: causal inference for observational and experimental data*, Vol. 10, Springer.
- van der Vaart, A. W. (2000), *Asymptotic statistics*, Vol. 3, Cambridge university press.
- VanderWeele, T. J. & Ding, P. (2017), ‘Sensitivity analysis in observational research: introducing the e-value’, *Annals of Internal Medicine* **167**(4), 268–274.
- Vansteelandt, S. & Joffe, M. (2014), ‘Structural nested models and g-estimation: The partially realized promise’, *Statistical Science* pp. 707–731.
- Wager, S. & Walther, G. (2015), ‘Adaptive concentration of regression trees, with application to random forests’, *arXiv preprint arXiv:1503.06388* .
- Wand, M. P. & Jones, M. C. (1994), *Kernel smoothing*, CRC press.
- Wang, C.-Y. & Pepe, M. (2000), ‘Expected estimating equations to accommodate covariate measurement error’, *Journal of the Royal Statistical Society: Series B (Statistical Methodology)* **62**(3), 509–524.
- Wu, H. & Zhang, J.-T. (2002), ‘The study of long-term hiv dynamics using semi-parametric non-linear mixed-effects models’, *Statistics in Medicine* **21**(23), 3655–3675.
- Xie, Y., Cotton, C. & Zhu, Y. (2020), ‘Multiply robust estimation of causal quantile treatment effects’, *Statistics in Medicine* **39**(28), 4238–4251.
- Yang, S. & Zhang, Y. (2023), ‘Multiply robust matching estimators of average and quantile treatment effects’, *Scandinavian Journal of Statistics* **50**(1), 235–265.

Zhang, Z., Chen, Z., Troendle, J. F. & Zhang, J. (2012), ‘Causal inference on quantiles with an obstetric application’, *Biometrics* **68**(3), 697–706.

Table 1: Interpretation of prior assumptions on the sign of  $c_1(y, a_1, \mathbf{l}_1)$  with a fixed  $y \in [y_{\min}, y_{\max}]$ . The outcome is patients’ systolic blood pressure (SBP, mmHg). A higher SBP value is undesirable.

Sign of $c_1(y, a_1, \mathbf{l}_1)$		Interpretation
$c_1(y, 1, \mathbf{l}_1)$	$c_1(y, 0, \mathbf{l}_1)$	
$> 0$	$< 0$	The treated individuals have a higher probability to have their potential SBP below $y$ to both treatment and no treatment than untreated individuals, given the same level of measured covariates. In other words, healthier individuals were more likely to be treated, given the same level of measured covariates.
$< 0$	$> 0$	In contrary to the previous interpretation, unhealthier individuals were more likely to be treated, given the same level of measured covariates.
$< 0$	$< 0$	The potential SBP to both treatment and no treatment has higher probability to be smaller than $y$ among individuals who choose it than among those who do not; that is, the observed treatment assignment is beneficial to the alternative which reverse treatment assignment.
$> 0$	$> 0$	In contrary to the previous interpretation, the observed treatment assignment is undesirable to the alternative which reverse treatment assignment.

Table 2: Simulation results for estimating  $\theta_{0.5} = [\theta_{0.5,0}, \theta_{0.5,1}, \theta_{0.5,2}, \theta_{0.5,3}]$  in Scenario I (the treatment-specific propensity scores are moderately overlapped). We considered both correct (denoted by ‘T’) or incorrect (denoted by ‘F’) specifications of the propensity score models ( $\mathcal{M}_{ps}$ ) and the outcome regression models ( $\mathcal{M}_{om}$ ).

Model	Method	Specification		Percent bias (%)				Standard error				
		$\mathcal{M}_{ps}$	$\mathcal{M}_{om}$	$\hat{\theta}_{0.5,0}$	$\hat{\theta}_{0.5,1}$	$\hat{\theta}_{0.5,2}$	$\hat{\theta}_{0.5,3}$	$\hat{\theta}_{0.5,0}$	$\hat{\theta}_{0.5,1}$	$\hat{\theta}_{0.5,2}$	$\hat{\theta}_{0.5,3}$	
QR	Unadjusted			-34.16	-61.92	-52.39	-22.46	0.27	0.31	0.30	0.30	
	Adjusted			-0.05	149.95	149.83	-0.07	0.19	0.36	0.35	0.27	
MSQM	IPW	T		-0.22	-1.07	0.21	-0.27	0.60	0.61	0.60	0.63	
	IPW	F		-35.97	-67.92	-54.13	-20.90	0.24	0.28	0.28	0.29	
	ICR		T	-0.15	-0.11	-0.26	-0.06	0.21	0.26	0.21	0.15	
	ICR		F	-14.44	-34.18	-18.19	-8.00	0.21	0.26	0.24	0.21	
	DR	T	T	0.08	0.78	-0.26	0.04	0.35	0.45	0.43	0.39	
	DR	T	F	-0.22	0.29	-0.10	0.15	0.45	0.53	0.49	0.51	
	DR	F	T	1.32	2.38	1.51	0.69	0.23	0.29	0.25	0.20	
	DR	F	F	-15.52	-36.04	-20.27	-7.17	0.26	0.29	0.27	0.25	
	Model	Method	Specification		Coverage rate <sup>1</sup> (%)				Coverage rate <sup>2</sup> (%)			
			$\mathcal{M}_{ps}$	$\mathcal{M}_{om}$	$\hat{\theta}_{0.5,0}$	$\hat{\theta}_{0.5,1}$	$\hat{\theta}_{0.5,2}$	$\hat{\theta}_{0.5,3}$	$\hat{\theta}_{0.5,0}$	$\hat{\theta}_{0.5,1}$	$\hat{\theta}_{0.5,2}$	$\hat{\theta}_{0.5,3}$
QR	Unadjusted			0.0	0.0	0.0	0.0	0.0	0.0	0.4	0.2	
	Adjusted			97.5	0.0	0.0	96.5	97.3	0.0	0.0	97.5	
MSQM	IPW	T		93.0	94.0	95.0	93.4	93.8	94.7	94.2	95.1	
	IPW	F		0.0	0.0	0.0	0.0	0.0	0.0	0.2	0.3	
	ICR		T	94.9	94.3	95.6	95.5	94.4	94.8	95.4	95.9	
	ICR		F	0.0	0.1	13.2	3.1	1.2	6.3	47.5	30.2	
	DR	T	T	93.7	94.2	94.1	94.7	94.8	96.5	94.7	95.2	
	DR	T	F	96.3	94.2	95.5	94.8	96.1	96.7	95.0	95.6	
	DR	F	T	92.8	95.0	94.5	94.3	92.7	94.8	94.2	94.8	
	DR	F	F	0.0	0.1	15.8	19.9	2.9	11.5	57.5	56.3	

\* The percent bias was calculated as the mean of the ratio of bias to the true value over 1,000 replications, i.e.,  $\text{Bias}(\%) = \text{mean}\left(\frac{\hat{p}-p}{p}\right) \times 100\%$ , where  $p$  denotes the true value of the causal parameter and  $\hat{p}$  is its point estimate. The standard error is defined as the squared root of the empirical variance of causal parameter from the 1,000 replications. The coverage rate<sup>1</sup> is by a Wald-type 95% confidence interval using the derived asymptotic variance formula. The coverage rate<sup>2</sup> is by a non-parametric percentile bootstrapping confidence interval using the 2.5% and 97.5% percentiles of the bootstrap distribution.

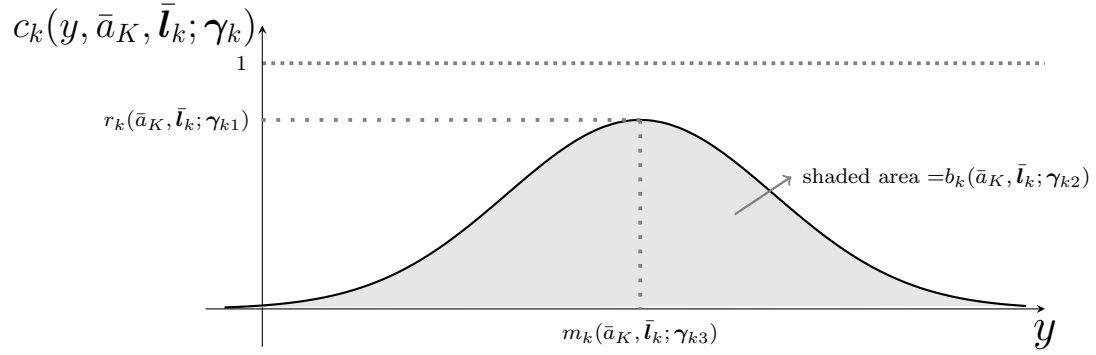
Table 3: Point estimation and 95% confidence intervals of the structural parameters in analysis of the YNHHS Severe Inpatient Hypertension Dataset\*.

	Unadjusted	IPW	ICR/ICE <sup>†</sup>	Doubly Robust
<b>A. MSQM (25% quantile)</b>				
$\theta_{0.25,0}$	131.0 (129.4,132.6)	134.4 (132.8,135.9)	134.7 (133.5,136)	134.3 (132.8,135.8)
$\theta_{0.25,1}$	2.0 (0.2,3.8)	0.9 (-0.9,2.7)	0.3 (-1.1,1.7)	0.7 (-1.1,2.4)
$\theta_{0.25,2}$	0.0 (-1.8,1.8)	-2.4 (-4.0,-0.7)	-2.2 (-3.4,-0.9)	-2.4 (-4.0,-0.9)
$\theta_{0.25,3}$	3.0 (1.2,4.8)	-1.7 (-3.3,-0.1)	-2.6 (-3.8,-1.4)	-1.9 (-3.4,-0.4)
<b>B. MSQM (50% quantile)</b>				
$\theta_{0.5,0}$	150.0 (148.4,151.6)	153.7 (152.1,155.3)	151.6 (150.5,152.7)	153.4 (152.0,154.9)
$\theta_{0.5,1}$	1.0 (-0.7, 2.7)	0.3 (-1.3,1.9)	0.0 (-1.3,1.2)	0.3 (-1.3,1.8)
$\theta_{0.5,2}$	0.0 (-1.7, 1.7)	-2.9 (-4.3,-1.4)	-1.9 (-3.0,-0.7)	-2.8 (-4.2,-1.4)
$\theta_{0.5,3}$	1.0 (-0.7, 2.7)	-3.6 (-5.0,-2.2)	-3.1 (-4.2,-2.1)	-3.6 (-5.0,-2.3)
<b>C. MSQM (75% quantile)</b>				
$\theta_{0.75,0}$	167.0 (165.5,168.5)	170.5 (168.9,172.2)	168.5 (167.3,169.7)	170.1 (168.6,171.7)
$\theta_{0.75,1}$	0.0 (-1.7, 1.7)	-0.6 (-2.2,1.1)	-0.2 (-1.5,1.1)	-0.6 (-2.3,1.0)
$\theta_{0.75,2}$	1.0 (-0.7, 2.7)	-1.2 (-2.8,0.4)	-1.5 (-2.7,-0.3)	-1.0 (-2.6,0.5)
$\theta_{0.75,3}$	0.0 (-1.7, 1.7)	-4.6 (-6.1,-3.0)	-3.6 (-4.8,-2.5)	-4.5 (-5.9,-3.0)
<b>D. MSMM</b>				
$\xi_0$	148.4 (147.3,149.5)	152.1 (150.6,153.8)	151.6 (150.6,153.0)	151.8 (150.5,152.9)
$\xi_1$	0.6 (-0.7,1.8)	0.0 (-1.2,1.6)	0.1 (-1.3,1.4)	-0.1 (-1.5,1.2)
$\xi_2$	0.9 (-0.4,2.1)	-2.0 (-3.3,-0.6)	-1.8 (-2.8,-0.5)	-1.8 (-3.0,-0.8)
$\xi_3$	1.7 (0.4,3.0)	-2.9 (-4.2,-1.8)	-3.1 (-4.1,-2.0)	-2.9 (-4.0,-1.8)

\* For the IPW, ICR, and doubly robust estimator of the MSQM, the 95% confidence interval is calculated based on the derived asymptotic variance. For the IPW, ICE, and doubly robust estimator of the MSMM, the 95% confidence interval is based on a percentile bootstrapping with 1000 replicates. The unadjusted estimators for the MSQM and MSMM are obtained by running a standard quantile regression and a linear regression with  $A_1$ ,  $A_2$ , and  $A_3$  as predictors, and their confidence intervals are extracted from their model-based variance estimates.

<sup>†</sup> The ICR estimator is used for the MSQM and the ICE estimator is used for the MSMM.

(a) Graph of  $c_k(y, \bar{a}_K, \bar{l}_k; \gamma_k)$  when  $r_k(\bar{a}_K, \bar{l}_k; \gamma_{k1}) > 0$ .



(b) Graph of  $c_k(y, \bar{a}_K, \bar{l}_k; \gamma_k)$  when  $r_k(\bar{a}_K, \bar{l}_k; \gamma_{k1}) < 0$ .

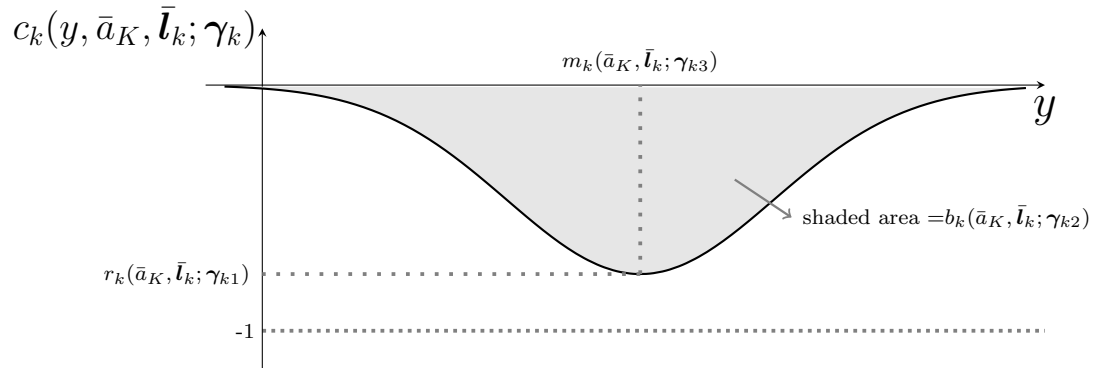


Figure 1: Graphical illustration of the sensitivity function  $c_k(y, \bar{a}_K, \bar{l}_k; \gamma_k)$ , when the *peak* parameter  $r_k(\bar{a}_K, \bar{l}_k; \gamma_{k1}) > 0$  (Panel a) or  $< 0$  (Panel b).

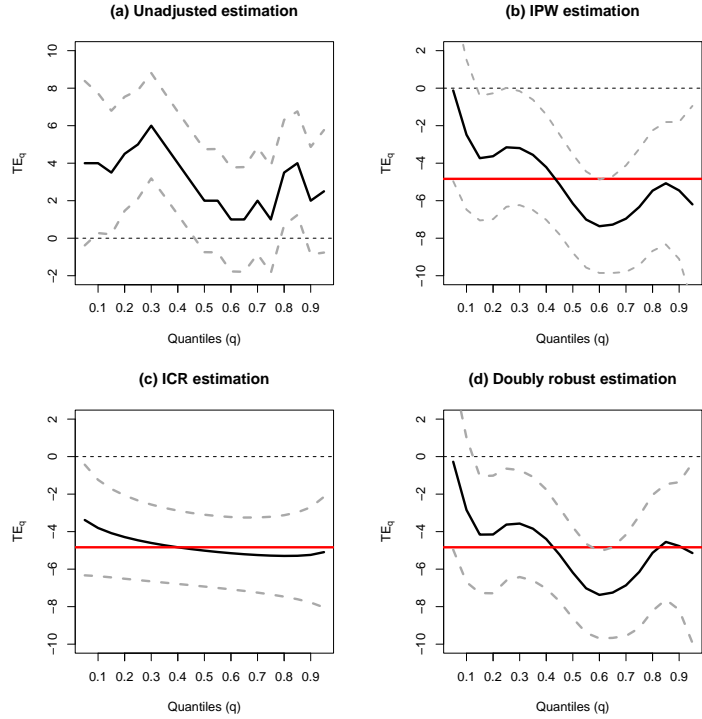


Figure 2: Analysis of the YNHHS Severe Inpatient Hypertension Dataset: point estimates of  $TE_q$  (black line) and 95% Wald-type confidence intervals by the derived asymptotic variance (gray dotted lines) for the total treatment effect of antihypertensives on quantiles of the patients' systolic blood pressure (SBP) at 6 hours after developing severe inpatient hypertension. The results are based on the unadjusted (panel a), IPW (panel b), ICR (panel c), and doubly robust (panel d) estimation. The red horizontal line is the doubly robust estimation of the total mean effect based on a MSMM.

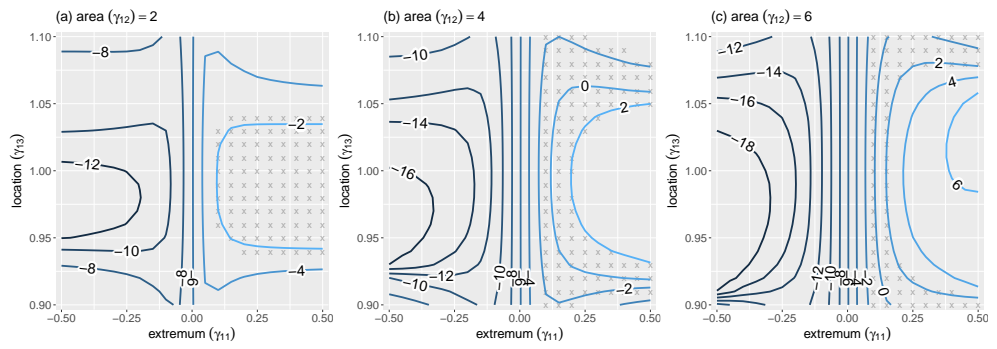


Figure 3: Sensitivity analysis for  $TE_{0.5}$  to unmeasured baseline confounding, contours of the bias-corrected doubly robust estimates for fixed values of  $(\gamma_{11}, \gamma_{13})$ , when  $\gamma_{12} = 2$  (Panel a), 4 (Panel b), 6 (Panel c). Here, the region with 'x' indicates  $(\gamma_{11}, \gamma_{13})$  such that the corresponding 95% interval estimate covers 0.

# Supplementary Material to “Doubly robust estimation and sensitivity analysis for marginal structural quantile models”

This supplementary material provides proofs of main results and additional tables and figures unshown in the paper.

## Appendix A: Asymptotic properties of the ICR estimator (Proof of Theorem 1)

Define  $\mathbb{P}_n[\mathbb{U}_\beta(\mathbf{O}; \boldsymbol{\beta})] = \mathbb{P}_n \left[ \begin{pmatrix} \mathbb{U}_{\beta_1}(\mathbf{O}; \boldsymbol{\beta}_1, \boldsymbol{\beta}_2) \\ \mathbb{U}_{\beta_2}(\mathbf{O}; \boldsymbol{\beta}_2, \boldsymbol{\beta}_3) \\ \vdots \\ \mathbb{U}_{\beta_K}(\mathbf{O}; \boldsymbol{\beta}_K) \end{pmatrix} \right] = \mathbf{0}$  as the joint estimating equations for

the unknown parameters in the outcome regression models,  $\boldsymbol{\beta} = [\boldsymbol{\beta}_1^T, \dots, \boldsymbol{\beta}_K^T]^T$ , where  $\mathbb{U}_{\beta_k}(\mathbf{O}; \boldsymbol{\beta}_k, \boldsymbol{\beta}_{k+1})$ ,  $k = 1, \dots, K-1$ , are the estimating score given in equation (6) for  $\boldsymbol{\beta}_k$  and  $\mathbb{U}_{\beta_K}(\mathbf{O}; \boldsymbol{\beta}_K) = \mathbb{U}_{\beta_K}(Y, \bar{A}_K, \bar{\mathbf{L}}_K)$  is the estimating score for  $\boldsymbol{\beta}_K$ . One can show the iterative procedure for estimating  $\boldsymbol{\beta}$  provided in Section 3.2 is equivalent to solving the joint estimating equation,  $\mathbb{P}_n[\mathbb{U}_\beta(\mathbf{O}; \boldsymbol{\beta})] = \mathbf{0}$ . Also, abbreviate the ICR estimating equations for  $\boldsymbol{\theta}_q$ , equation (7), as  $\mathbb{P}_n[\mathbb{U}_{\boldsymbol{\theta}_q}^{\text{ICR}}(\mathbf{O}; \boldsymbol{\theta}_q, \boldsymbol{\beta}_1)] = \mathbf{0}$ . To proceed, we assume the following conditions:

- 1. Assume that outcome regression models  $\psi_k(Y_{\bar{A}_k, \underline{a}_{k+1}}, \bar{A}_k, \underline{a}_{k+1}, \bar{\mathbf{L}}_k; \boldsymbol{\beta}_k)$ ,  $k = 1, \dots, K$ , are correctly specified. Let  $\boldsymbol{\beta}_0 = [\boldsymbol{\beta}_{1,0}^T, \dots, \boldsymbol{\beta}_{K,0}^T]^T$  be the true parameter of  $\boldsymbol{\beta}$  such that  $\psi_k(y, \bar{A}_k, \underline{a}_{k+1}, \bar{\mathbf{L}}_k; \boldsymbol{\beta}_{k,0}) = f_{Y_{\bar{A}_k, \underline{a}_{k+1}} | \bar{A}_k, \bar{\mathbf{L}}_k}(y | \bar{A}_k, \bar{\mathbf{L}}_k)$ .
- 2. Let  $\boldsymbol{\theta}_{q0}$  be the true parameter of  $\boldsymbol{\theta}_q$  such that it is the solution of equation (2). Also, let  $\Xi = \mathbf{B} \times \boldsymbol{\Theta}$  be a bounded convex neighborhood of  $(\boldsymbol{\beta}_0, \boldsymbol{\theta}_{q0})$ . Assume that the estimating scores  $\{\mathbb{U}_\beta(\mathbf{O}; \boldsymbol{\beta}), \mathbb{U}_{\boldsymbol{\theta}_q}^{\text{ICR}}(\mathbf{O}; \boldsymbol{\theta}_q, \boldsymbol{\beta}_1)\}$  and their first order derivatives with respect to  $(\boldsymbol{\beta}, \boldsymbol{\theta}_q)$  are continuous, dominated by certain square-integrable functions, and are also P-Glivenko-Cantelli for  $(\boldsymbol{\beta}, \boldsymbol{\theta}_q) \in \Xi$ .
- 3. Assume that  $\mathbf{I}_{\boldsymbol{\beta}_0} = \mathbb{P}_n \left[ \frac{\partial}{\partial \boldsymbol{\beta}} \mathbb{U}_\beta(\mathbf{O}; \boldsymbol{\beta}) |_{\boldsymbol{\beta}=\boldsymbol{\beta}_0} \right]$  converges to a negative definite matrix  $\mathcal{I}_{\boldsymbol{\beta}_0} = \frac{\partial}{\partial \boldsymbol{\beta}} E[\mathbb{U}_\beta(\mathbf{O}; \boldsymbol{\beta})] \Big|_{\boldsymbol{\beta}=\boldsymbol{\beta}_0}$ . Also,  $\mathbf{I}_{\boldsymbol{\theta}_{q0}}^{\text{ICR}} = \mathbb{P}_n \left[ \frac{\partial}{\partial \boldsymbol{\theta}_q} \mathbb{U}_{\boldsymbol{\theta}_q}^{\text{ICR}}(\mathbf{O}; \boldsymbol{\theta}_q, \boldsymbol{\beta}_{1,0}) |_{\boldsymbol{\theta}_q=\boldsymbol{\theta}_{q0}} \right]$  converges to a negative definite matrix  $\mathcal{I}_{\boldsymbol{\theta}_{q0}}^{\text{ICR}} = \frac{\partial}{\partial \boldsymbol{\theta}_q} E \left[ \mathbb{U}_{\boldsymbol{\theta}_q}^{\text{ICR}}(\mathbf{O}; \boldsymbol{\theta}_q, \boldsymbol{\beta}_{1,0}) \right] \Big|_{\boldsymbol{\theta}_q=\boldsymbol{\theta}_{q0}}$ .

We first introduce several lemmas that will be used in the proof.

**Lemma 1.** (*g-formula representation of the potential outcome distributions*) Under assumptions (A1)–(A3), we have that, for  $k$  in  $\{1, \dots, K-1\}$ ,

$$f_{Y_{\bar{A}_k, \underline{a}_{k+1}} | \bar{A}_k, \bar{\mathbf{L}}_k}(y | \bar{a}_k, \bar{\mathbf{l}}_k) = \int_{\mathbf{l}_K} \cdots \int_{\mathbf{l}_{k+1}} f_{Y | \bar{A}_K, \bar{\mathbf{L}}_K}(y | \bar{a}_K, \bar{\mathbf{l}}_K) \times \prod_{j=k+1}^K f_{\mathbf{L}_j | \bar{A}_{j-1}, \bar{\mathbf{L}}_{j-1}}(\mathbf{l}_j | \bar{a}_{k-1}, \bar{\mathbf{l}}_{k-1}) d\mathbf{l}_k, \quad (\text{s19})$$

Similarly, we have

$$F_{Y_{\bar{A}_k, \underline{a}_{k+1}} | \bar{A}_k, \bar{\mathbf{L}}_k}(y | \bar{a}_k, \bar{\mathbf{l}}_k) = \int_{\mathbf{l}_K} \cdots \int_{\mathbf{l}_{k+1}} F_{Y | \bar{A}_K, \bar{\mathbf{L}}_K}(y | \bar{a}_K, \bar{\mathbf{l}}_K) \prod_{j=k+1}^K f_{\mathbf{L}_j | \bar{A}_{j-1}, \bar{\mathbf{L}}_{j-1}}(\mathbf{l}_j | \bar{a}_{k-1}, \bar{\mathbf{l}}_{k-1}) d\mathbf{l}_k.$$



*Proof.* By the law of total probability, we have that

$$\begin{aligned}
f_{Y_{\bar{A}_k, \underline{a}_{k+1}} | \bar{A}_k, \bar{\mathbf{L}}_k}(y | \bar{a}_k, \bar{\mathbf{l}}_k) &= \int_{\mathbf{l}_{k+1}} f_{Y_{\bar{A}_k, \underline{a}_{k+1}, \mathbf{L}_{k+1}} | \bar{A}_k, \bar{\mathbf{L}}_k}(y, \mathbf{l}_{k+1} | \bar{a}_k, \bar{\mathbf{l}}_k) d\mathbf{l}_{k+1} \\
&= \int_{\mathbf{l}_{k+1}} f_{Y_{\bar{A}_k, \underline{a}_{k+1}} | \bar{A}_k, \bar{\mathbf{L}}_{k+1}}(y | \bar{a}_k, \bar{\mathbf{l}}_{k+1}) f_{\mathbf{L}_{k+1} | \bar{A}_k, \bar{\mathbf{L}}_k}(\bar{a}_k, \bar{\mathbf{l}}_k) d\mathbf{l}_{k+1} \\
&= \int_{\mathbf{l}_{k+1}} f_{Y_{\bar{A}_{k+1}, \underline{a}_{k+2}} | \bar{A}_{k+1}, \bar{\mathbf{L}}_{k+1}}(y | \bar{a}_{k+1}, \bar{\mathbf{l}}_{k+1}) f_{\mathbf{L}_{k+1} | \bar{A}_k, \bar{\mathbf{L}}_k}(\bar{a}_k, \bar{\mathbf{l}}_k) d\mathbf{l}_{k+1},
\end{aligned}$$

where the last equality is obtained by assumption (A2). Iteratively repeat the previous process from  $f_{Y_{\bar{A}_k, \underline{a}_{k+1}} | \bar{A}_k, \bar{\mathbf{L}}_k}$  to  $f_{Y_{\bar{A}_{K-1}, \underline{a}_K} | \bar{A}_{K-1}, \bar{\mathbf{L}}_{K-1}}$ , then one can obtain

$$f_{Y_{\bar{A}_k, \underline{a}_{k+1}} | \bar{A}_k, \bar{\mathbf{L}}_k}(y | \bar{a}_k, \bar{\mathbf{l}}_k) = \int_{\mathbf{l}_K} \cdots \int_{\mathbf{l}_{k+1}} f_{Y_{A_K} | \bar{A}_K, \bar{\mathbf{L}}_K}(y | \bar{a}_K, \bar{\mathbf{L}}_K) \times \prod_{j=k+1}^K f_{\mathbf{L}_j | \bar{A}_{j-1}, \bar{\mathbf{L}}_{j-1}}(\mathbf{l}_j | \bar{a}_{k-1}, \bar{\mathbf{l}}_{k-1}) d\mathbf{l}_k,$$

which equals to (s19) by the consistency assumption (A1).  $\square$

**Lemma 2.** *If Assumptions (A1)–(A4) hold,  $\mathbb{P}_n[\mathbb{U}_\beta(\mathbf{O}; \boldsymbol{\beta})] = \mathbf{0}$  and  $\mathbb{P}_n[\mathbb{U}_{\boldsymbol{\theta}_q}^{ICR}(\mathbf{O}; \boldsymbol{\theta}_q, \boldsymbol{\beta}_1)] = \mathbf{0}$  are unbiased estimating equations.*

*Proof.* We first show  $E[\mathbb{U}_\beta(\mathbf{O}; \boldsymbol{\beta})] = \mathbf{0}$  at  $\boldsymbol{\beta} = \boldsymbol{\beta}_0$ . First, we can show  $E[\mathbb{U}_{\beta_K}(\mathbf{O}; \boldsymbol{\beta}_{K,0})] = E[\mathbb{U}_{\beta_K}(Y, \bar{A}_K, \bar{\mathbf{L}}_K; \boldsymbol{\beta}_{K,0})] = \mathbf{0}$  by definition of  $\mathbb{U}_{\beta_K}(Y, \bar{A}_K, \bar{\mathbf{L}}_K; \boldsymbol{\beta}_K)$ . Also, observing that

$$\begin{aligned}
&E[\mathbb{U}_{\beta_k}(\mathbf{O}; \boldsymbol{\beta}_{k,0}, \boldsymbol{\beta}_{k+1,0})] \\
&= E \left[ \sum_{\underline{a}_{k+1} \in \bar{\mathbb{A}}_{k+1}} \int_y \mathbb{U}_{\beta_k}(y, \bar{A}_k, \underline{a}_{k+1}, \bar{\mathbf{L}}_k; \boldsymbol{\beta}_{k,0}) \psi_{k+1}(y, \bar{A}_k, \underline{a}_{k+1}, \bar{\mathbf{L}}_{k+1}; \boldsymbol{\beta}_{k+1,0}) dy \right] \\
&= \sum_{\underline{a}_{k+1} \in \bar{\mathbb{A}}_{k+1}} E \left[ \int_y \mathbb{U}_{\beta_k}(y, \bar{A}_k, \underline{a}_{k+1}, \bar{\mathbf{L}}_k; \boldsymbol{\beta}_{k,0}) f_{Y_{\bar{A}_{k+1}, \underline{a}_{k+2}} | \bar{A}_{k+1}, \bar{\mathbf{L}}_k}(y | \bar{A}_k, \underline{a}_{k+1}, \bar{\mathbf{L}}_{k+1}) dy \right] \\
&\quad \text{(followed by point 1)} \\
&= \sum_{\underline{a}_{k+1} \in \bar{\mathbb{A}}_{k+1}} E \left[ \int_y \mathbb{U}_{\beta_k}(y, \bar{A}_k, \underline{a}_{k+1}, \bar{\mathbf{L}}_k; \boldsymbol{\beta}_{k,0}) f_{Y_{\bar{A}_k, \underline{a}_{k+1}} | \bar{A}_k, \bar{\mathbf{L}}_k}(y | \bar{A}_k, \bar{\mathbf{L}}_{k+1}) dy \right] \\
&\quad \text{(followed by Assumption (A2), } Y_{\bar{A}_k, \underline{a}_{k+1}} \perp A_{k+1} | \bar{A}_k, \bar{\mathbf{L}}_{k+1}) \\
&= \sum_{\underline{a}_{k+1} \in \bar{\mathbb{A}}_{k+1}} E \left[ E \left[ \mathbb{U}_{\beta_k}(Y_{\bar{A}_k, \underline{a}_{k+1}}, \bar{A}_k, \underline{a}_{k+1}, \bar{\mathbf{L}}_k; \boldsymbol{\beta}_{k,0}) \middle| \bar{A}_k, \bar{\mathbf{L}}_{k+1} \right] \right] \\
&= \sum_{\underline{a}_{k+1} \in \bar{\mathbb{A}}_{k+1}} E \left[ \mathbb{U}_{\beta_k}(Y_{\bar{A}_k, \underline{a}_{k+1}}, \bar{A}_k, \underline{a}_{k+1}, \bar{\mathbf{L}}_k; \boldsymbol{\beta}_{k,0}) \right] \\
&= \mathbf{0} \quad \text{(by definition of } \mathbb{U}_{\beta_k}(y, \bar{A}_k, \underline{a}_{k+1}, \bar{\mathbf{L}}_k; \boldsymbol{\beta}_k)),
\end{aligned}$$

we concludes  $E[\mathbb{U}_\beta(\mathbf{O}; \boldsymbol{\beta}_0)] = \mathbf{0}$ . Similarly, one can easily verify that

$$\begin{aligned}
&E \left[ \sum_{\bar{a}_K \in \bar{\mathbb{A}}_K} d(\bar{a}_K, \bar{\mathbf{L}}_K) \left\{ \Psi_1 \left( h(\bar{a}_K, \mathbf{Z}; \boldsymbol{\theta}_{q0}), \bar{a}_K, \mathbf{L}_1; \boldsymbol{\beta}_{1,0} \right) - q \right\} \right] \\
&= E \left[ \sum_{\bar{a}_K \in \bar{\mathbb{A}}_K} d(\bar{a}_K, \bar{\mathbf{L}}_K) \left\{ F_{Y_{A_1, \underline{a}_2} | A_1, \mathbf{L}_1} \left( h(\bar{a}_K, \mathbf{Z}; \boldsymbol{\theta}_{q0}) | a_1, \mathbf{L}_1 \right) - q \right\} \right] \quad \text{(by point 1)}
\end{aligned}$$

$$\begin{aligned}
&= E \left[ \sum_{\bar{a}_K \in \bar{\mathbb{A}}_K} d(\bar{a}_K, \bar{\mathbf{L}}_K) \left\{ F_{Y_{\bar{a}_K} | \mathbf{L}_1} \left( h(\bar{a}_K, \mathbf{Z}; \boldsymbol{\theta}_{q0}) | \mathbf{L}_1 \right) - q \right\} \right] \quad (\text{by assumption (A2): } Y_{A_1, a_2} \perp A_1 | \mathbf{L}_1) \\
&= E \left[ \sum_{\bar{a}_K \in \bar{\mathbb{A}}_K} d(\bar{a}_K, \bar{\mathbf{L}}_K) \left\{ E \left[ \mathbb{I}(Y_{\bar{a}_K} \leq h(\bar{a}_K, \mathbf{Z}; \boldsymbol{\theta}_{q0})) | \mathbf{L}_1 \right] - q \right\} \right] \\
&= E \left[ \sum_{\bar{a}_K \in \bar{\mathbb{A}}_K} d(\bar{a}_K, \bar{\mathbf{L}}_K) \left\{ E \left[ \mathbb{I}(Y_{\bar{a}_K} \leq h(\bar{a}_K, \mathbf{Z}; \boldsymbol{\theta}_{q0})) | \mathbf{Z} \right] - q \right\} \right] \\
&= E \left[ \sum_{\bar{a}_K \in \bar{\mathbb{A}}_K} d(\bar{a}_K, \bar{\mathbf{L}}_K) \left\{ \mathbb{I}(Y_{\bar{a}_K} \leq h(\bar{a}_K, \mathbf{Z}; \boldsymbol{\theta}_{q0})) - q \right\} \right] \\
&= \mathbf{0},
\end{aligned}$$

which suggests  $E[\mathbb{U}_{\boldsymbol{\theta}_q}^{\text{ICR}}(\mathbf{O}; \boldsymbol{\theta}_{q0}, \boldsymbol{\beta}_{1,0})] = \mathbf{0}$  and completes the proof of Lemma 1.  $\square$

**Lemma 3.** *The estimator,  $\widehat{\boldsymbol{\beta}}$ , by solving  $\mathbb{P}_n[\mathbb{U}_{\boldsymbol{\beta}}(\mathbf{O}; \boldsymbol{\beta})] = \mathbf{0}$  is consistent and asymptotic normal (CAN). In addition, we have*

$$\sqrt{n}(\widehat{\boldsymbol{\beta}} - \boldsymbol{\beta}_0) = -\boldsymbol{\mathcal{I}}_{\boldsymbol{\beta}_0}^{-1} \sqrt{n} \mathbb{P}_n[\mathbb{U}_{\boldsymbol{\beta}}(\mathbf{O}; \boldsymbol{\beta}_0)] + o_p(1). \quad (\text{s20})$$

Specifically,

$$\sqrt{n}(\widehat{\boldsymbol{\beta}}_1 - \boldsymbol{\beta}_{1,0}) = -\boldsymbol{\mathcal{I}}_{\boldsymbol{\beta}_{1,0}}^* \sqrt{n} \mathbb{P}_n[\mathbb{U}_{\boldsymbol{\beta}}(\mathbf{O}; \boldsymbol{\beta}_0)] + o_p(1), \quad (\text{s21})$$

where  $\boldsymbol{\mathcal{I}}_{\boldsymbol{\beta}_{1,0}}^*$  is the first  $d_{\boldsymbol{\beta}_1}$  rows of  $\boldsymbol{\mathcal{I}}_{\boldsymbol{\beta}_0}^{-1}$  and  $d_{\boldsymbol{\beta}_1}$  is the length of  $\boldsymbol{\beta}_1$ .

*Proof.* By noting that  $\mathbb{P}_n[\mathbb{U}_{\boldsymbol{\beta}}(\mathbf{O}; \boldsymbol{\beta})] = \mathbf{0}$  is unbiased (Lemma 2), along with Point 2 and the negative definite property of  $\boldsymbol{\mathcal{I}}_{\boldsymbol{\beta}_0}$  in point 3, one can easily concludes  $\widehat{\boldsymbol{\beta}}$  is CAN following the standard proofs for M-estimators (e.g., van der Vaart 2000, Tsiatis 2006). Then, using a Taylor series for  $\mathbb{P}_n[\mathbb{U}_{\boldsymbol{\beta}}(\mathbf{O}; \boldsymbol{\beta})]$  around  $\boldsymbol{\beta} = \boldsymbol{\beta}_0$  can deduce that (s20) holds. Finally, (s21) follows directly from (s20).  $\square$

Now, we proceed to prove Theorem 1. The CAN property of  $\widehat{\boldsymbol{\beta}}_1$  in Lemma 3 implies that, for all  $\epsilon > 0$ ,  $\widehat{\boldsymbol{\beta}}_1 = \boldsymbol{\beta}_1 + o_p(n^{-1/2+\epsilon})$ , a.s., which can be used to show that

$$\sup_{\boldsymbol{\theta}_q \in \Theta} \left\| \mathbb{P}_n[\mathbb{U}_{\boldsymbol{\theta}_q}^{\text{ICR}}(\mathbf{O}; \boldsymbol{\theta}_q, \widehat{\boldsymbol{\beta}}_1)] - \mathbb{P}_n[\mathbb{U}_{\boldsymbol{\theta}_q}^{\text{ICR}}(\mathbf{O}; \boldsymbol{\theta}_q, \boldsymbol{\beta}_{1,0})] \right\| = o(n^{-1/2+\epsilon}), \quad (\text{s22})$$

where  $\|\cdot\|$  denotes the  $L_2$  vector norm. Because  $E[\mathbb{U}_{\boldsymbol{\theta}_q}^{\text{ICR}}(\mathbf{O}; \boldsymbol{\theta}_{q0}, \boldsymbol{\beta}_{1,0})] = \mathbf{0}$  (Lemma 2) and  $\mathbb{P}_n \left[ \frac{\partial}{\partial \boldsymbol{\theta}_q} \mathbb{U}_{\boldsymbol{\theta}_q}^{\text{ICR}}(\mathbf{O}; \boldsymbol{\theta}_q, \boldsymbol{\beta}_{1,0}) \Big|_{\boldsymbol{\theta}_q = \boldsymbol{\theta}_{q0}} \right]$  converges to a negative definite matrix (point 3), it follows that  $\mathbb{P}_n[\mathbb{U}_{\boldsymbol{\theta}_q}^{\text{ICR}}(\mathbf{O}; \boldsymbol{\theta}_q, \boldsymbol{\beta}_{1,0})]$  is bounded away from zero for  $\boldsymbol{\theta}_q \neq \boldsymbol{\theta}_{q0}$ . This, coupled with (s22) and the definition of  $\widehat{\boldsymbol{\theta}}_q^{\text{ICR}}$ , implies that  $\widehat{\boldsymbol{\theta}}_q^{\text{ICR}} \rightarrow \boldsymbol{\theta}_{q0}$ , a.s., as  $n \rightarrow \infty$ .

To prove asymptotic normality, we use a Taylor series, along with the Glivenko-Cantelli property in point 2 and negative definite property in point 3, to deduce that

$$\begin{aligned}
\mathbf{0} &= \mathbb{P}_n[\mathbb{U}_{\boldsymbol{\theta}_q}^{\text{ICR}}(\mathbf{O}; \widehat{\boldsymbol{\theta}}_q^{\text{ICR}}, \widehat{\boldsymbol{\beta}}_1)] = \mathbb{P}_n[\mathbb{U}_{\boldsymbol{\theta}_q}^{\text{ICR}}(\mathbf{O}; \boldsymbol{\theta}_{q0}, \boldsymbol{\beta}_{1,0})] \\
&\quad + \mathbb{P}_n \left[ \frac{\partial}{\partial \boldsymbol{\beta}_1} \mathbb{U}_{\boldsymbol{\theta}_q}^{\text{ICR}}(\mathbf{O}; \boldsymbol{\theta}_{q0}, \boldsymbol{\beta}_1) \Big|_{\boldsymbol{\beta}_1 = \boldsymbol{\beta}_{1,0}} \right] (\widehat{\boldsymbol{\beta}}_1 - \boldsymbol{\beta}_{1,0}) \\
&\quad + \mathbb{P}_n \left[ \frac{\partial}{\partial \boldsymbol{\theta}_q} \mathbb{U}_{\boldsymbol{\theta}_q}^{\text{ICR}}(\mathbf{O}; \boldsymbol{\theta}_q, \boldsymbol{\beta}_{1,0}) \Big|_{\boldsymbol{\theta}_q = \boldsymbol{\theta}_{q0}} \right] (\widehat{\boldsymbol{\theta}}_q^{\text{ICR}} - \boldsymbol{\theta}_{q0}) + o_p(n^{-1/2}).
\end{aligned}$$

This suggests

$$\sqrt{n}(\widehat{\boldsymbol{\theta}}_q^{\text{ICR}} - \boldsymbol{\theta}_{q0}) = - \left[ \boldsymbol{\mathcal{I}}_{\boldsymbol{\theta}_{q0}}^{\text{ICR}} \right]^{-1} \sqrt{n} \mathbb{P}_n \left[ \mathbb{U}_{\boldsymbol{\theta}_q}^{\text{ICR}}(\mathbf{O}; \boldsymbol{\theta}_{q0}, \boldsymbol{\beta}_{1,0}) - \boldsymbol{\mathcal{S}}_{\boldsymbol{\theta}_{q0}, \boldsymbol{\beta}_{1,0}} \boldsymbol{\mathcal{I}}_{\boldsymbol{\beta}_{1,0}}^* \mathbb{U}_{\boldsymbol{\beta}}(\mathbf{O}; \boldsymbol{\beta}_0) \right] + o_p(1),$$

where  $\boldsymbol{\mathcal{S}}_{\boldsymbol{\theta}_{q0}, \boldsymbol{\beta}_{1,0}} = E \left[ \frac{\partial}{\partial \boldsymbol{\beta}_1} \mathbb{U}_{\boldsymbol{\theta}_q}^{\text{ICR}}(\mathbf{O}; \boldsymbol{\theta}_{q0}, \boldsymbol{\beta}_1) \Big|_{\boldsymbol{\beta}_1 = \boldsymbol{\beta}_{1,0}} \right]$ . Note that from Lemma 2 that the  $\mathbb{P}_n$ -term in the previous formula has mean zero. By applying the Central Limit Theorem to the right-hand side of the previous formula, one can verify that  $\sqrt{n}(\widehat{\boldsymbol{\theta}}_q^{\text{ICR}} - \boldsymbol{\theta}_{q0})$  converges to a multivariate normal distribution with mean zero and a finite variance-covariance matrix

$$\begin{aligned} \boldsymbol{\Sigma}^{\text{ICR}} &= \lim_{n \rightarrow \infty} \left[ \boldsymbol{\mathcal{I}}_{\boldsymbol{\theta}_{q0}}^{\text{ICR}} \right]^{-1} \mathbb{P}_n \left[ \left( \mathbb{U}_{\boldsymbol{\theta}_q}^{\text{ICR}}(\mathbf{O}; \boldsymbol{\theta}_{q0}, \boldsymbol{\beta}_{1,0}) - \boldsymbol{\mathcal{S}}_{\boldsymbol{\theta}_{q0}, \boldsymbol{\beta}_{1,0}} \boldsymbol{\mathcal{I}}_{\boldsymbol{\beta}_{1,0}}^* \mathbb{U}_{\boldsymbol{\beta}}(\mathbf{O}; \boldsymbol{\beta}_0) \right)^{\otimes 2} \right] \left[ \boldsymbol{\mathcal{I}}_{\boldsymbol{\theta}_{q0}}^{\text{ICR}} \right]^{-T} \\ &= \left[ \boldsymbol{\mathcal{I}}_{\boldsymbol{\theta}_{q0}}^{\text{ICR}} \right]^{-1} \boldsymbol{\nu}^{\text{ICR}} \left[ \boldsymbol{\mathcal{I}}_{\boldsymbol{\theta}_{q0}}^{\text{ICR}} \right]^{-T} \end{aligned}$$

where  $\boldsymbol{\nu}^{\text{ICR}} = E \left[ \left( \mathbb{U}_{\boldsymbol{\theta}_q}^{\text{ICR}}(\mathbf{O}; \boldsymbol{\theta}_{q0}, \boldsymbol{\beta}_{1,0}) - \boldsymbol{\mathcal{S}}_{\boldsymbol{\theta}_{q0}, \boldsymbol{\beta}_{1,0}} \boldsymbol{\mathcal{I}}_{\boldsymbol{\beta}_{1,0}}^* \mathbb{U}_{\boldsymbol{\beta}}(\mathbf{O}; \boldsymbol{\beta}_0) \right)^{\otimes 2} \right]$ . We can show that  $\widehat{\boldsymbol{\Sigma}}^{\text{ICR}}$  defined below Theorem 1 is a consistent estimator of  $\boldsymbol{\Sigma}^{\text{ICR}}$  by applying the asymptotic normality results and points 2 and 3.

## Appendix B: Derivation of Equation (10)

By definition given in (6), the observed-data estimating equation for  $\boldsymbol{\beta}_k$  is

$$\begin{aligned} & \mathbb{P}_n \left[ \sum_{\underline{\mathbf{a}}_{k+1} \in \underline{\mathbf{A}}_{k+1}} \int_y \mathbb{U}_{\boldsymbol{\beta}_k}(y, \bar{A}_k, \underline{\mathbf{a}}_{k+1}, \bar{\mathbf{L}}_k) \psi_{k+1}(y, \bar{A}_k, \underline{\mathbf{a}}_{k+1}, \bar{\mathbf{L}}_{k+1}; \widehat{\boldsymbol{\beta}}_{k+1}) dy \right] \\ &= \mathbb{P}_n \left[ \sum_{\underline{\mathbf{a}}_{k+1} \in \underline{\mathbf{A}}_{k+1}} \int_y \left\{ \begin{array}{l} \mathbb{U}_{\boldsymbol{\delta}_k}(y, \bar{A}_k, \underline{\mathbf{a}}_{k+1}, \bar{\mathbf{L}}_k) \\ \mathbb{U}_{\boldsymbol{\eta}_k}(y, \bar{A}_k, \underline{\mathbf{a}}_{k+1}, \bar{\mathbf{L}}_k) \end{array} \right\} \psi_{k+1}(y, \bar{A}_k, \underline{\mathbf{a}}_{k+1}, \bar{\mathbf{L}}_{k+1}; \widehat{\boldsymbol{\beta}}_{k+1}) dy \right], \quad (\text{s23}) \end{aligned}$$

where

$$\begin{aligned} & \left\{ \begin{array}{l} \mathbb{U}_{\boldsymbol{\delta}_k}(Y_{\bar{A}_k, \underline{\mathbf{a}}_{k+1}}, \bar{A}_k, \underline{\mathbf{a}}_{k+1}, \bar{\mathbf{L}}_k) \\ \mathbb{U}_{\boldsymbol{\eta}_k}(Y_{\bar{A}_k, \underline{\mathbf{a}}_{k+1}}, \bar{A}_k, \underline{\mathbf{a}}_{k+1}, \bar{\mathbf{L}}_k) \end{array} \right\} \\ &= \left\{ \begin{array}{l} \mathbf{g}_k(\bar{A}_k, \underline{\mathbf{a}}_{k+1}, \bar{\mathbf{L}}_k) \left( Y_{\bar{A}_k, \underline{\mathbf{a}}_{k+1}} - \boldsymbol{\delta}_k^T \mathbf{g}_k(\bar{A}_k, \underline{\mathbf{a}}_{k+1}, \bar{\mathbf{L}}_k) \right) \\ \frac{\partial \sigma_k^2(\bar{A}_k, \underline{\mathbf{a}}_{k+1}, \bar{\mathbf{L}}_k; \boldsymbol{\eta}_k)}{\partial \boldsymbol{\eta}_k} \left[ \sigma_k^2(\bar{A}_k, \underline{\mathbf{a}}_{k+1}, \bar{\mathbf{L}}_k; \boldsymbol{\eta}_k) - \left( Y_{\bar{A}_k, \underline{\mathbf{a}}_{k+1}} - \boldsymbol{\delta}_k^T \mathbf{g}_k(\bar{A}_k, \underline{\mathbf{a}}_{k+1}, \bar{\mathbf{L}}_k) \right)^2 \right] \end{array} \right\}, \end{aligned}$$

Here,

$$\begin{aligned} & \int_y \mathbb{U}_{\boldsymbol{\delta}_k}(y, \bar{A}_k, \underline{\mathbf{a}}_{k+1}, \bar{\mathbf{L}}_k) \psi_{k+1}(y, \bar{A}_k, \underline{\mathbf{a}}_{k+1}, \bar{\mathbf{L}}_{k+1}; \boldsymbol{\beta}_{k+1}) dy \\ &= \mathbf{g}_k(\bar{A}_k, \underline{\mathbf{a}}_{k+1}, \bar{\mathbf{L}}_k) \left( \int_y y \psi_{k+1}(y, \bar{A}_k, \underline{\mathbf{a}}_{k+1}, \bar{\mathbf{L}}_{k+1}; \boldsymbol{\beta}_{k+1}) dy - \boldsymbol{\delta}_k^T \mathbf{g}_k(\bar{A}_k, \underline{\mathbf{a}}_{k+1}, \bar{\mathbf{L}}_k) \right) \\ &= \mathbf{g}_k(\bar{A}_k, \underline{\mathbf{a}}_{k+1}, \bar{\mathbf{L}}_k) \left( E \left[ Y_{\bar{A}_{k+1}, \underline{\mathbf{a}}_{k+2}} \mid \bar{A}_{k+1} = (\bar{A}_k, \underline{\mathbf{a}}_{k+1}), \mathbf{L}_{k+1} \right] - \boldsymbol{\delta}_k^T \mathbf{g}_k(\bar{A}_k, \underline{\mathbf{a}}_{k+1}, \bar{\mathbf{L}}_k) \right) \\ &= \mathbf{g}_k(\bar{A}_k, \underline{\mathbf{a}}_{k+1}, \bar{\mathbf{L}}_k) \left( \boldsymbol{\delta}_{k+1}^T \mathbf{g}_{k+1}(\bar{A}_k, \underline{\mathbf{a}}_{k+1}, \bar{\mathbf{L}}_{k+1}) - \boldsymbol{\delta}_k^T \mathbf{g}_k(\bar{A}_k, \underline{\mathbf{a}}_{k+1}, \bar{\mathbf{L}}_k) \right). \\ & \quad (\text{by } E \left[ Y_{\bar{A}_{k+1}, \underline{\mathbf{a}}_{k+2}} \mid \bar{A}_{k+1} = (\bar{A}_k, \underline{\mathbf{a}}_{k+1}), \mathbf{L}_{k+1} \right] = \boldsymbol{\delta}_{k+1}^T \mathbf{g}_{k+1}(\bar{A}_k, \underline{\mathbf{a}}_{k+1}, \bar{\mathbf{L}}_{k+1}) \text{ in (8)}) \end{aligned}$$

Similarly,

$$\begin{aligned} & \int_y \mathbb{U}_{\boldsymbol{\eta}_k}(y, \bar{A}_k, \underline{a}_{k+1}, \bar{\mathbf{L}}_k) \psi_{k+1}(y, \bar{A}_k, \underline{a}_{k+1}, \bar{\mathbf{L}}_{k+1}; \boldsymbol{\beta}_{k+1}) dy \\ &= \frac{\partial \sigma_k^2(\bar{A}_k, \underline{a}_{k+1}, \bar{\mathbf{L}}_k; \boldsymbol{\eta}_k)}{\partial \boldsymbol{\eta}_k} \left[ \sigma_k^2(\bar{A}_k, \underline{a}_{k+1}, \bar{\mathbf{L}}_k; \boldsymbol{\eta}_k) - \int_y y^2 \psi_{k+1}(y, \bar{A}_k, \underline{a}_{k+1}, \bar{\mathbf{L}}_{k+1}; \boldsymbol{\beta}_{k+1}) dy \right. \\ & \quad \left. + \mathbf{g}_k(\bar{A}_k, \underline{a}_{k+1}, \bar{\mathbf{L}}_k) \int_y y \psi_{k+1}(y, \bar{A}_k, \underline{a}_{k+1}, \bar{\mathbf{L}}_{k+1}; \boldsymbol{\beta}_{k+1}) dy - \left( \boldsymbol{\delta}_k^T \mathbf{g}_k(\bar{A}_k, \underline{a}_{k+1}, \bar{\mathbf{L}}_k) \right)^2 \right], \end{aligned}$$

where  $\int_y y \psi_{k+1}(y, \bar{A}_k, \underline{a}_{k+1}, \bar{\mathbf{L}}_{k+1}; \boldsymbol{\beta}_{k+1}) dy = \boldsymbol{\delta}_{k+1}^T \mathbf{g}_{k+1}(\bar{A}_k, \underline{a}_{k+1}, \bar{\mathbf{L}}_{k+1})$  as previously discussed and

$$\begin{aligned} & \int_y y^2 \psi_{k+1}(y, \bar{A}_k, \underline{a}_{k+1}, \bar{\mathbf{L}}_{k+1}; \boldsymbol{\beta}_{k+1}) dy \\ &= E \left[ Y_{\bar{A}_{k+1}, \underline{a}_{k+2}}^2 \mid \bar{A}_{k+1} = (\bar{A}_k, a_{k+1}), \mathbf{L}_{k+1} \right] \\ &= E^2 \left[ Y_{\bar{A}_{k+1}, \underline{a}_{k+2}}^2 \mid \bar{A}_{k+1} = (\bar{A}_k, a_{k+1}), \mathbf{L}_{k+1} \right] + \text{Var} \left( Y_{\bar{A}_{k+1}, \underline{a}_{k+2}} \mid \bar{A}_{k+1} = (\bar{A}_k, a_{k+1}), \mathbf{L}_{k+1} \right) \\ &= \left( \boldsymbol{\delta}_{k+1}^T \mathbf{g}_{k+1}(\bar{A}_k, \underline{a}_{k+1}, \bar{\mathbf{L}}_{k+1}) \right)^2 + \sigma_k^2(\bar{A}_k, \underline{a}_{k+1}, \bar{\mathbf{L}}_{k+1}; \boldsymbol{\eta}_k). \quad (\text{by (8)}) \end{aligned}$$

Combining the previous discussions, one can easily conclude that (s23) equals to (10).

## Appendix C: Derivation of the Efficient Influence Function for $\boldsymbol{\theta}_q$ (Proof of Theorem 2)

Here, we shall use the semiparametric theory (Bickel et al. 1993) to derive the efficient influence function (EIF) for  $\boldsymbol{\theta}_q$ ,  $\mathbb{U}_{\boldsymbol{\theta}_q}^{\text{eff}}(\mathbf{O}; \boldsymbol{\theta}_q)$ . The likelihood function of the observed data  $\mathbf{O} = \{\mathbf{L}_1, A_1, \mathbf{L}_2, A_2, \dots, \mathbf{L}_K, A_K, Y\}$  can be factorized as

$$f_{\mathbf{O}} = f_{Y|\bar{A}_K, \bar{\mathbf{L}}_K} \times \prod_{k=2}^K \left( f_{A_k|\bar{A}_{k-1}, \bar{\mathbf{L}}_{k-1}} \times f_{\mathbf{L}_k|\bar{A}_{k-1}, \bar{\mathbf{L}}_{k-1}} \right) \times f_{A_1|\mathbf{L}_1} \times f_{\mathbf{L}_1^*|\mathbf{Z}} \times f_{\mathbf{Z}},$$

where  $\mathbf{L}_1^* = \mathbf{L}_1 \setminus \mathbf{Z}$  is the subset of  $\mathbf{L}_1$  excluding  $\mathbf{Z}$ . We consider a following parametric submodel  $f_{\mathbf{O}; \boldsymbol{\omega}}$  with unknown parameter  $\boldsymbol{\omega}$  for  $f_{\mathbf{O}}$ , which contains the true model  $f_{\mathbf{O}}$  at  $\boldsymbol{\omega} = \boldsymbol{\omega}_0$  such that  $f_{\mathbf{O}; \boldsymbol{\omega}_0} = f_{\mathbf{O}}$ . One can show that the score function of the parametric submodel is

$$\begin{aligned} s_{\boldsymbol{\omega}}(\mathbf{O}) &= s_{\boldsymbol{\omega}}(Y|\bar{A}_K, \bar{\mathbf{L}}_K) + \sum_{k=2}^K \left( s_{\boldsymbol{\omega}}(A_k|\bar{A}_{k-1}, \bar{\mathbf{L}}_{k-1}) + s_{\boldsymbol{\omega}}(\mathbf{L}_k|\bar{A}_{k-1}, \bar{\mathbf{L}}_{k-1}) \right) + s_{\boldsymbol{\omega}}(A_1|\mathbf{L}_1) \\ & \quad + s_{\boldsymbol{\omega}}(\mathbf{L}_1^*|\mathbf{Z}) + s_{\boldsymbol{\omega}}(\mathbf{Z}). \end{aligned} \quad (\text{s24})$$

Here,  $s_{\boldsymbol{\omega}}(Y|X) = \partial f_{Y|X; \boldsymbol{\omega}}(Y|X) / \partial \boldsymbol{\omega}$  is the score function corresponding to the parametric model of the likelihood function  $f_{Y|X; \boldsymbol{\omega}}$ . We shall abbreviate  $\partial f_{Y|X; \boldsymbol{\omega}}(Y|X) / \partial \boldsymbol{\omega}$  evaluated at  $\boldsymbol{\omega}_0$  to  $\dot{f}_{Y|X}(Y|X)$ . To further simplify the notation, we also abbreviate the score function of the parametric submodel evaluated at the true parameter,  $s_{\boldsymbol{\omega}_0}(\mathbf{O})$ , as  $s(\mathbf{O})$ . We introduce the following lemma to simplify the proof.

**Lemma 4.** *We have the following identities connecting the score function to the parametric submodels for the observed outcome and time-varying covariates.*

$$\dot{f}_{Y|\bar{A}_K, \bar{\mathbf{L}}_K}(Y|\bar{A}_K, \bar{\mathbf{L}}_K) = \left( s(\mathbf{O}) - E[s(\mathbf{O})|\bar{A}_K, \bar{\mathbf{L}}_K] \right) f_{Y|\bar{A}_K, \bar{\mathbf{L}}_K}(Y|\bar{A}_K, \bar{\mathbf{L}}_K),$$

$$\begin{aligned}
\dot{f}_{\bar{\mathbf{L}}_k|\bar{A}_{k-1},\bar{\mathbf{L}}_{k-1}}(\mathbf{L}_k|\bar{A}_{k-1},\bar{\mathbf{L}}_{k-1}) &= \left( E[s(\mathbf{O})|\bar{A}_{k-1},\bar{\mathbf{L}}_k] - E[s(\mathbf{O})|\bar{A}_{k-1},\bar{\mathbf{L}}_{k-1}] \right) \times \\
&\quad f_{\mathbf{L}_k|\bar{A}_{k-1},\bar{\mathbf{L}}_{k-1}}(\mathbf{L}_k|\bar{A}_{k-1},\bar{\mathbf{L}}_{k-1}), \quad \text{for } k = 2, \dots, K, \\
\dot{f}_{\mathbf{L}_1^*|\mathbf{Z}}(\mathbf{L}_1^*|\mathbf{Z}) &= \left( E[s(\mathbf{O})|\mathbf{L}_1] - E[s(\mathbf{O})|\mathbf{Z}] \right) f_{\mathbf{L}_1^*|\mathbf{Z}}(\mathbf{L}_1^*|\mathbf{Z}), \\
\dot{f}_{\mathbf{Z}}(\mathbf{Z}) &= \left( E[s(\mathbf{O})|\mathbf{Z}] - E[s(\mathbf{O})] \right) f_{\mathbf{Z}}(\mathbf{Z}).
\end{aligned}$$

*Proof.* We only prove the first identity, where the others can be proved similarly. Specifically, we have

$$\begin{aligned}
\dot{f}_{Y|\bar{A}_K,\bar{\mathbf{L}}_K}(Y|\bar{A}_K,\bar{\mathbf{L}}_K) &= \frac{\partial}{\partial \boldsymbol{\omega}} f_{Y|\bar{A}_K,\bar{\mathbf{L}}_K;\boldsymbol{\omega}}(Y|\bar{A}_K,\bar{\mathbf{L}}_K) \Big|_{\boldsymbol{\omega}=\boldsymbol{\omega}_0} \\
&= \frac{\partial}{\partial \boldsymbol{\omega}} \log f_{Y|\bar{A}_K,\bar{\mathbf{L}}_K;\boldsymbol{\omega}}(Y|\bar{A}_K,\bar{\mathbf{L}}_K) \Big|_{\boldsymbol{\omega}=\boldsymbol{\omega}_0} \times f_{Y|\bar{A}_K,\bar{\mathbf{L}}_K}(Y|\bar{A}_K,\bar{\mathbf{L}}_K) \\
&= s(Y|\bar{A}_K,\bar{\mathbf{L}}_K) \times f_{Y|\bar{A}_K,\bar{\mathbf{L}}_K}(Y|\bar{A}_K,\bar{\mathbf{L}}_K) \\
&= \left( E[s(\mathbf{O})|Y,\bar{A}_K,\bar{\mathbf{L}}_K] - E[s(\mathbf{O})|\bar{A}_K,\bar{\mathbf{L}}_K] \right) f_{Y|\bar{A}_K,\bar{\mathbf{L}}_K}(Y|\bar{A}_K,\bar{\mathbf{L}}_K) \\
&= \left( s(\mathbf{O}) - E[s(\mathbf{O})|\bar{A}_K,\bar{\mathbf{L}}_K] \right) f_{Y|\bar{A}_K,\bar{\mathbf{L}}_K}(Y|\bar{A}_K,\bar{\mathbf{L}}_K),
\end{aligned}$$

which concludes the first identity in Lemma 4.  $\square$

According to equation (5) and the  $g$ -formula expression of  $f_{Y_{\bar{a}_K}|\mathbf{L}_1}(y|\mathbf{l}_1)$ , we can rewrite  $\boldsymbol{\theta}_q$  as the solution of the following equation that depends on the parametric submodel  $f_{\boldsymbol{\omega};\boldsymbol{\omega}}$ :

$$\mathbf{U}(\boldsymbol{\theta}_q, \boldsymbol{\omega}) = \mathbf{0}, \quad (\text{s25})$$

where

$$\begin{aligned}
\mathbf{U}(\boldsymbol{\theta}_q, \boldsymbol{\omega}) &= \sum_{\bar{a}_K \in \bar{\mathbb{A}}_K} \int_{y, \bar{\mathbf{l}}_K} \xi(y, \bar{a}_K, \mathbf{z}) f_{Y|\bar{A}_K,\bar{\mathbf{L}}_K;\boldsymbol{\omega}}(y|\bar{a}_K, \bar{\mathbf{L}}_K) \left( \prod_{j=2}^K f_{\mathbf{L}_j|\bar{A}_{j-1},\bar{\mathbf{L}}_{j-1};\boldsymbol{\omega}}(\mathbf{l}_j|\bar{a}_{j-1}, \bar{\mathbf{l}}_{j-1}) \right) \\
&\quad f_{\mathbf{L}_1^*|\mathbf{Z};\boldsymbol{\omega}}(\mathbf{l}_1^*|\mathbf{z}; \boldsymbol{\omega}) f_{\mathbf{z};\boldsymbol{\omega}}(\mathbf{z}) dy d\bar{\mathbf{l}}_K,
\end{aligned}$$

and  $\xi(Y, \bar{a}_K, \mathbf{Z}) = d(\bar{a}_K, \mathbf{Z}; \boldsymbol{\theta}_q) \left\{ \mathbb{I}(Y \leq h(\bar{a}_K, \mathbf{Z}; \boldsymbol{\theta}_{q0})) - q \right\}$ . As shown in equation (s25),  $\boldsymbol{\theta}_q$  is a function of  $\boldsymbol{\omega}$  such that  $\boldsymbol{\theta}_q = \boldsymbol{\theta}_q(\boldsymbol{\omega})$ , where  $\boldsymbol{\theta}_q(\boldsymbol{\omega})$  is solution of (s25) with  $\boldsymbol{\omega}$  fixed. The true value of  $\boldsymbol{\theta}_q$  (i.e.,  $\boldsymbol{\theta}_{q0}$ ) is  $\boldsymbol{\theta}_q(\boldsymbol{\omega}_0)$ . According to the semiparametric theory (Bickel et al. 1993), the EIF of  $\boldsymbol{\theta}_q$ , if it exists, must satisfy the following constraint,

$$\frac{\partial}{\partial \boldsymbol{\omega}} \boldsymbol{\theta}_q(\boldsymbol{\omega}) \Big|_{\boldsymbol{\omega}=\boldsymbol{\omega}_0} = E \left[ \mathbb{U}_{\boldsymbol{\theta}_q}^{\text{eff}}(\mathbf{O}; \boldsymbol{\theta}_q) s(\mathbf{O}) \right].$$

In what follows, we will derive  $\mathbb{U}_{\boldsymbol{\theta}_q}^{\text{eff}}(\mathbf{O}; \boldsymbol{\theta}_q)$  by calculating  $\frac{\partial}{\partial \boldsymbol{\omega}} \boldsymbol{\theta}_q(\boldsymbol{\omega}) \Big|_{\boldsymbol{\omega}=\boldsymbol{\omega}_0}$ .

By the Implicit Function Theorem, we have that

$$\frac{\partial}{\partial \boldsymbol{\omega}} \boldsymbol{\theta}_q(\boldsymbol{\omega}) \Big|_{\boldsymbol{\omega}=\boldsymbol{\omega}_0} = - \left[ \frac{\partial}{\partial \boldsymbol{\theta}_q} \mathbf{U}(\boldsymbol{\theta}_q, \boldsymbol{\omega}_0) \Big|_{\boldsymbol{\theta}_q=\boldsymbol{\theta}_{q0}} \right]^{-1} \left[ \frac{\partial}{\partial \boldsymbol{\omega}} \mathbf{U}(\boldsymbol{\theta}_{q0}, \boldsymbol{\omega}) \Big|_{\boldsymbol{\omega}=\boldsymbol{\omega}_0} \right],$$

where

$$-\frac{\partial}{\partial \boldsymbol{\theta}_q} \mathbf{U}(\boldsymbol{\theta}_q, \boldsymbol{\omega}_0) \Big|_{\boldsymbol{\theta}_q=\boldsymbol{\theta}_{q0}} = -\frac{\partial}{\partial \boldsymbol{\theta}_q} E \left[ \sum_{\bar{a}_K \in \bar{\mathbb{A}}_K} d(\bar{a}_K, \mathbf{Z}; \boldsymbol{\theta}_q) \left\{ F_{Y_{\bar{a}_K}|\mathbf{Z}}(h(\bar{a}_K, \mathbf{Z}; \boldsymbol{\theta}_q)|\mathbf{Z}) - q \right\} \right] \Big|_{\boldsymbol{\theta}_q=\boldsymbol{\theta}_{q0}} \quad (\text{s26})$$

is a constant matrix that does not depend on any of unknown parameters  $\boldsymbol{\omega}$  and  $\boldsymbol{\theta}_q$ . Denote this constant matrix as  $\mathbf{C}_q$  so that  $\mathbf{C}_q = -\frac{\partial}{\partial \boldsymbol{\theta}_q} \mathbf{U}(\boldsymbol{\theta}_q, \boldsymbol{\omega}) \Big|_{\boldsymbol{\theta}_q = \boldsymbol{\theta}_{q0}}$ . Next, we compute  $\frac{\partial}{\partial \boldsymbol{\omega}} \mathbf{U}(\boldsymbol{\theta}_{q0}, \boldsymbol{\omega}) \Big|_{\boldsymbol{\omega} = \boldsymbol{\omega}_0}$ . Specifically, we can decompose  $\frac{\partial}{\partial \boldsymbol{\omega}} \mathbf{U}(\boldsymbol{\theta}_{q0}, \boldsymbol{\omega}) \Big|_{\boldsymbol{\omega} = \boldsymbol{\omega}_0}$  to the following formula

$$\frac{\partial}{\partial \boldsymbol{\omega}} \mathbf{U}(\boldsymbol{\theta}_{q0}, \boldsymbol{\omega}) \Big|_{\boldsymbol{\omega} = \boldsymbol{\omega}_0} = \sum_{\bar{\mathbf{a}}_K \in \bar{\mathbb{A}}_K} \left\{ E_{\bar{\mathbf{a}}_K}^{(K+1)} + \left( \sum_{k=2}^K E_{\bar{\mathbf{a}}_K}^{(k)} \right) + E_{\bar{\mathbf{a}}_K}^{(1)} + E_{\bar{\mathbf{a}}_K}^{(0)} \right\}, \quad (\text{s27})$$

where

$$\begin{aligned} E_{\bar{\mathbf{a}}_K}^{(K+1)} &= \int_{y, \bar{\mathbf{l}}_K} \xi(y, \bar{\mathbf{a}}_K, \mathbf{z}) \dot{f}_{Y|\bar{\mathbf{A}}_K, \bar{\mathbf{L}}_K}(y|\bar{\mathbf{a}}_K, \bar{\mathbf{l}}_K) \left( \prod_{j=2}^K f_{\mathbf{L}_j|\bar{\mathbf{A}}_{j-1}, \bar{\mathbf{L}}_{j-1}}(\mathbf{l}_j|\bar{\mathbf{a}}_{j-1}, \bar{\mathbf{l}}_{j-1}) \right) f_{\mathbf{L}_1^*|\mathbf{Z}}(\mathbf{l}_1^*|\mathbf{z}) f_{\mathbf{Z}}(\mathbf{z}) dy d\bar{\mathbf{l}}_K, \\ E_{\bar{\mathbf{a}}_K}^{(k)} &= \int_{y, \bar{\mathbf{l}}_K} \xi(y, \bar{\mathbf{a}}_K, \mathbf{z}) \dot{f}_{\mathbf{L}_k|\bar{\mathbf{A}}_{k-1}, \bar{\mathbf{L}}_{k-1}}(\mathbf{l}_k|\bar{\mathbf{a}}_{k-1}, \bar{\mathbf{l}}_{k-1}) f_{Y|\bar{\mathbf{A}}_K, \bar{\mathbf{L}}_K}(y|\bar{\mathbf{a}}_K, \bar{\mathbf{l}}_K) \times \\ &\quad \left( \prod_{j \geq 2, j \neq k} f_{\mathbf{L}_j|\bar{\mathbf{A}}_{j-1}, \bar{\mathbf{L}}_{j-1}}(\mathbf{l}_j|\bar{\mathbf{a}}_{j-1}, \bar{\mathbf{l}}_{j-1}) \right) f_{\mathbf{L}_1^*|\mathbf{Z}}(\mathbf{l}_1^*|\mathbf{z}) f_{\mathbf{Z}}(\mathbf{z}) dy d\bar{\mathbf{l}}_K, \quad \text{for } k = 2, \dots, K, \\ E_{\bar{\mathbf{a}}_K}^{(1)} &= \int_{y, \bar{\mathbf{l}}_K} \xi(y, \bar{\mathbf{a}}_K, \mathbf{z}) \dot{f}_{\mathbf{L}_1^*|\mathbf{Z}}(\mathbf{l}_1^*|\mathbf{z}) f_{Y|\bar{\mathbf{A}}_K, \bar{\mathbf{L}}_K}(y|\bar{\mathbf{a}}_K, \bar{\mathbf{l}}_K) \left( \prod_{j=2}^K f_{\mathbf{L}_j|\bar{\mathbf{A}}_{j-1}, \bar{\mathbf{L}}_{j-1}}(\mathbf{l}_j|\bar{\mathbf{a}}_{j-1}, \bar{\mathbf{l}}_{j-1}) \right) f_{\mathbf{Z}}(\mathbf{z}) dy d\bar{\mathbf{l}}_K, \\ E_{\bar{\mathbf{a}}_K}^{(0)} &= \int_{y, \bar{\mathbf{l}}_K} \xi(y, \bar{\mathbf{a}}_K, \mathbf{z}) \dot{f}_{\mathbf{Z}}(\mathbf{z}) f_{Y|\bar{\mathbf{A}}_K, \bar{\mathbf{L}}_K}(y|\bar{\mathbf{a}}_K, \bar{\mathbf{l}}_K) \left( \prod_{j=2}^K f_{\mathbf{L}_j|\bar{\mathbf{A}}_{j-1}, \bar{\mathbf{L}}_{j-1}}(\mathbf{l}_j|\bar{\mathbf{a}}_{j-1}, \bar{\mathbf{l}}_{j-1}) \right) f_{\mathbf{L}_1^*|\mathbf{Z}}(\mathbf{l}_1^*|\mathbf{z}) dy d\bar{\mathbf{l}}_K. \end{aligned}$$

Then, we further simplify each  $E_{\bar{\mathbf{a}}_K}^{(k)}$ , for  $k = 0, 1, \dots, K + 1$ . Specifically, we can rewrite  $E_{\bar{\mathbf{a}}_K}^{(K+1)}$  as

$$\begin{aligned} E_{\bar{\mathbf{a}}_K}^{(K+1)} &= \int_{\bar{\mathbf{l}}_K} \int_y \xi(y, \bar{\mathbf{a}}_K, \mathbf{z}) \dot{f}_{Y|\bar{\mathbf{A}}_K, \bar{\mathbf{L}}_K}(y|\bar{\mathbf{a}}_K, \bar{\mathbf{l}}_K) dy \left( \prod_{j=2}^K f_{\mathbf{L}_j|\bar{\mathbf{A}}_{j-1}, \bar{\mathbf{L}}_{j-1}}(\mathbf{l}_j|\bar{\mathbf{a}}_{j-1}, \bar{\mathbf{l}}_{j-1}) \right) f_{\mathbf{L}_1^*|\mathbf{Z}}(\mathbf{l}_1^*|\mathbf{z}) f_{\mathbf{Z}}(\mathbf{z}) d\bar{\mathbf{l}}_K \\ &= \int_{\bar{\mathbf{l}}_K, \bar{\mathbf{a}}_K} \int_y \xi(y, \bar{\mathbf{a}}_K, \mathbf{z}) \dot{f}_{Y|\bar{\mathbf{A}}_K, \bar{\mathbf{L}}_K}(y|\bar{\mathbf{a}}_K, \bar{\mathbf{l}}_K) dy \times \frac{\mathbb{I}(\bar{\mathbf{A}}_K = \bar{\mathbf{a}}_K)}{\bar{\pi}_K(\bar{\mathbf{a}}_K, \bar{\mathbf{l}}_K)} \times \left( \prod_{j=1}^K f_{A_j|\bar{\mathbf{A}}_{j-1}, \bar{\mathbf{L}}_{j-1}}(a_j|\bar{\mathbf{a}}_{j-1}, \bar{\mathbf{l}}_{j-1}) \right) \times \\ &\quad \left( \prod_{j=2}^K f_{\mathbf{L}_j|\bar{\mathbf{A}}_{j-1}, \bar{\mathbf{L}}_{j-1}}(\mathbf{l}_j|\bar{\mathbf{a}}_{j-1}, \bar{\mathbf{l}}_{j-1}) \right) f_{\mathbf{L}_1^*|\mathbf{Z}}(\mathbf{l}_1^*|\mathbf{z}) f_{\mathbf{Z}}(\mathbf{z}) d\bar{\mathbf{a}}_K d\bar{\mathbf{l}}_K \\ &\quad \text{(by the first identity in Lemma 4, we then have)} \\ &= \int_{\bar{\mathbf{l}}_K, \bar{\mathbf{a}}_K} \frac{\mathbb{I}(\bar{\mathbf{A}}_K = \bar{\mathbf{a}}_K)}{\bar{\pi}_K(\bar{\mathbf{a}}_K, \bar{\mathbf{l}}_K)} \times \int_y \xi(y, \bar{\mathbf{a}}_K, \mathbf{z}) (s(\mathbf{o}) - E[s(\mathbf{O})|\bar{\mathbf{a}}_K, \bar{\mathbf{l}}_K]) f_{Y|\bar{\mathbf{A}}_K, \bar{\mathbf{L}}_K}(y|\bar{\mathbf{a}}_K, \bar{\mathbf{l}}_K) dy \times \\ &\quad \left( \prod_{j=1}^K f_{A_j|\bar{\mathbf{A}}_{j-1}, \bar{\mathbf{L}}_{j-1}}(a_j|\bar{\mathbf{a}}_{j-1}, \bar{\mathbf{l}}_{j-1}) \right) \left( \prod_{j=2}^K f_{\mathbf{L}_j|\bar{\mathbf{A}}_{j-1}, \bar{\mathbf{L}}_{j-1}}(\mathbf{l}_j|\bar{\mathbf{a}}_{j-1}, \bar{\mathbf{l}}_{j-1}) \right) f_{\mathbf{L}_1^*|\mathbf{Z}}(\mathbf{l}_1^*|\mathbf{z}) f_{\mathbf{Z}}(\mathbf{z}) d\bar{\mathbf{a}}_K d\bar{\mathbf{l}}_K \\ &= E \left[ \frac{\mathbb{I}(\bar{\mathbf{A}}_K = \bar{\mathbf{a}}_K)}{\bar{\pi}_K(\bar{\mathbf{a}}_K, \bar{\mathbf{l}}_K)} \xi(Y, \bar{\mathbf{a}}_K, \mathbf{Z}) s(\mathbf{O}) \right] - \int_{\bar{\mathbf{l}}_K, \bar{\mathbf{a}}_K} \int_y \frac{\mathbb{I}(\bar{\mathbf{A}}_K = \bar{\mathbf{a}}_K)}{\bar{\pi}_K(\bar{\mathbf{a}}_K, \bar{\mathbf{l}}_K)} E[\xi(Y, \bar{\mathbf{a}}_K, \mathbf{Z})|\bar{\mathbf{a}}_K, \bar{\mathbf{l}}_K] s(\mathbf{o}) f_{Y|\bar{\mathbf{A}}_K, \bar{\mathbf{L}}_K}(y|\bar{\mathbf{a}}_K, \bar{\mathbf{l}}_K) dy \\ &\quad \left( \prod_{j=1}^K f_{A_j|\bar{\mathbf{A}}_{j-1}, \bar{\mathbf{L}}_{j-1}}(a_j|\bar{\mathbf{a}}_{j-1}, \bar{\mathbf{l}}_{j-1}) \right) \left( \prod_{j=2}^K f_{\mathbf{L}_j|\bar{\mathbf{A}}_{j-1}, \bar{\mathbf{L}}_{j-1}}(\mathbf{l}_j|\bar{\mathbf{a}}_{j-1}, \bar{\mathbf{l}}_{j-1}) \right) f_{\mathbf{L}_1^*|\mathbf{Z}}(\mathbf{l}_1^*|\mathbf{z}) f_{\mathbf{Z}}(\mathbf{z}) d\bar{\mathbf{a}}_K d\bar{\mathbf{l}}_K \\ &= E \left[ \frac{\mathbb{I}(\bar{\mathbf{A}}_K = \bar{\mathbf{a}}_K)}{\bar{\pi}_K(\bar{\mathbf{a}}_K, \bar{\mathbf{L}}_K)} \xi(Y, \bar{\mathbf{a}}_K, \mathbf{Z}) s(\mathbf{O}) \right] - E \left[ \frac{\mathbb{I}(\bar{\mathbf{A}}_K = \bar{\mathbf{a}}_K)}{\bar{\pi}_K(\bar{\mathbf{a}}_K, \bar{\mathbf{L}}_K)} E[\xi(Y, \bar{\mathbf{a}}_K, \mathbf{Z})|\bar{\mathbf{a}}_K, \bar{\mathbf{L}}_K] s(\mathbf{O}) \right] \\ &= E \left[ \frac{\mathbb{I}(\bar{\mathbf{A}}_K = \bar{\mathbf{a}}_K)}{\bar{\pi}_K(\bar{\mathbf{a}}_K, \bar{\mathbf{L}}_K)} (\xi(Y, \bar{\mathbf{a}}_K, \mathbf{Z}) - E[\xi(Y, \bar{\mathbf{a}}_K, \mathbf{Z})|\bar{\mathbf{a}}_K, \bar{\mathbf{L}}_K]) s(\mathbf{O}) \right] \end{aligned}$$

$$= E \left[ \frac{\mathbb{I}(\bar{A}_K = \bar{a}_K) d(\bar{a}_K, \mathbf{Z}; \boldsymbol{\theta}_{q0})}{\bar{\pi}_K(\bar{a}_K, \bar{\mathbf{L}}_K)} \left( \mathbb{I}(Y \leq h(\bar{a}_K, \mathbf{Z}; \boldsymbol{\theta}_{q0})) - F_{Y_{\bar{A}_K} | \bar{A}_K, \bar{\mathbf{L}}_K} \left( h(\bar{a}_K, \mathbf{Z}; \boldsymbol{\theta}_{q0}) \middle| \bar{a}_K, \bar{\mathbf{L}}_K \right) \right) s(\mathbf{O}) \right].$$

Also, we can rewrite  $E_{\bar{a}_K}^{(k)}$ , for  $k = 2, \dots, K$ , as

$$\begin{aligned} E_{\bar{a}_K}^{(k)} &= \int_{\bar{\mathbf{l}}_{k-1}, \bar{a}_{k-1}} \int_{y, \mathbf{l}_k} \xi(y, \bar{a}_K, \mathbf{z}) \dot{f}_{\mathbf{L}_k | \bar{A}_{k-1}, \bar{\mathbf{L}}_{k-1}}(\mathbf{l}_k | \bar{a}_{k-1}, \bar{\mathbf{l}}_{k-1}) f_{Y | \bar{A}_K, \bar{\mathbf{L}}_K}(y | \bar{a}_K, \bar{\mathbf{l}}_K) \left( \prod_{j=k+1}^K f_{\mathbf{L}_j | \bar{A}_{j-1}, \bar{\mathbf{L}}_{j-1}}(\mathbf{l}_j | \bar{a}_{j-1}, \bar{\mathbf{l}}_{j-1}) \right) dy d\mathbf{l}_k \\ &\quad \times \frac{\mathbb{I}(\bar{A}_{k-1} = \bar{a}_{k-1})}{\bar{\pi}_{k-1}(\bar{a}_{k-1}, \bar{\mathbf{l}}_{k-1})} \left( \prod_{j=1}^{k-1} f_{A_j | \bar{A}_{j-1}, \bar{\mathbf{L}}_{j-1}}(a_j | \bar{a}_{j-1}, \bar{\mathbf{l}}_{j-1}) \right) \left( \prod_{j \geq 2}^{k-1} f_{\mathbf{L}_j | \bar{A}_{j-1}, \bar{\mathbf{L}}_{j-1}}(\mathbf{l}_j | \bar{a}_{j-1}, \bar{\mathbf{l}}_{j-1}) \right) f_{\mathbf{L}_1^* | \mathbf{Z}}(\mathbf{l}_1^* | \mathbf{z}) f_{\mathbf{Z}}(\mathbf{z}) d\bar{a}_{k-1} d\bar{\mathbf{l}}_{k-1} \\ &\quad \text{(by the second identity in Lemma 4, we then have)} \\ &= \int_{\bar{\mathbf{l}}_{k-1}, \bar{a}_{k-1}} \frac{\mathbb{I}(\bar{A}_{k-1} = \bar{a}_{k-1})}{\bar{\pi}_{k-1}(\bar{a}_{k-1}, \bar{\mathbf{l}}_{k-1})} \int_{y, \mathbf{l}_k} \xi(y, \bar{a}_K, \mathbf{z}) \left( E[s(\mathbf{O}) | \bar{a}_{k-1}, \bar{\mathbf{l}}_k] - E[s(\mathbf{O}) | \bar{a}_{k-1}, \bar{\mathbf{l}}_{k-1}] \right) f_{Y | \bar{A}_K, \bar{\mathbf{L}}_K}(y | \bar{a}_K, \bar{\mathbf{l}}_K) \\ &\quad \times \left( \prod_{j=k}^K f_{\mathbf{L}_j | \bar{A}_{j-1}, \bar{\mathbf{L}}_{j-1}}(\mathbf{l}_j | \bar{a}_{j-1}, \bar{\mathbf{l}}_{j-1}) \right) dy d\mathbf{l}_k \left( \prod_{j=1}^{k-1} f_{A_j | \bar{A}_{j-1}, \bar{\mathbf{L}}_{j-1}}(a_j | \bar{a}_{j-1}, \bar{\mathbf{l}}_{j-1}) \right) \left( \prod_{j \geq 2}^{k-1} f_{\mathbf{L}_j | \bar{A}_{j-1}, \bar{\mathbf{L}}_{j-1}}(\mathbf{l}_j | \bar{a}_{j-1}, \bar{\mathbf{l}}_{j-1}) \right) \\ &\quad \times f_{\mathbf{L}_1^* | \mathbf{Z}}(\mathbf{l}_1^* | \mathbf{z}) f_{\mathbf{Z}}(\mathbf{z}) d\bar{a}_{k-1} d\bar{\mathbf{l}}_{k-1} \\ &= E \left[ \frac{\mathbb{I}(\bar{A}_{k-1} = \bar{a}_{k-1})}{\bar{\pi}_{k-1}(\bar{a}_{k-1}, \bar{\mathbf{L}}_{k-1})} E[\xi(Y, \bar{a}_K, \mathbf{Z}) | \bar{a}_{k-1}, \bar{\mathbf{L}}_k] s(\mathbf{O}) \right] - E \left[ \frac{\mathbb{I}(\bar{A}_{k-1} = \bar{a}_{k-1})}{\bar{\pi}_{k-1}(\bar{a}_{k-1}, \bar{\mathbf{L}}_{k-1})} E[\xi(Y, \bar{a}_K, \mathbf{Z}) | \bar{a}_{k-1}, \bar{\mathbf{L}}_{k-1}] s(\mathbf{O}) \right] \\ &= E \left[ \frac{\mathbb{I}(\bar{A}_{k-1} = \bar{a}_{k-1}) d(\bar{a}_K, \mathbf{Z}; \boldsymbol{\theta}_{q0})}{\bar{\pi}_{k-1}(\bar{a}_{k-1}, \bar{\mathbf{L}}_{k-1})} \left( F_{Y_{\bar{A}_{k-1}, \bar{a}_k} | \bar{A}_{k-1}, \bar{\mathbf{L}}_k} \left( h(\bar{a}_K, \mathbf{Z}; \boldsymbol{\theta}_{q0}) \middle| \bar{a}_{k-1}, \bar{\mathbf{L}}_k \right) \right. \right. \\ &\quad \left. \left. - F_{Y_{\bar{A}_{k-1}, \bar{a}_k} | \bar{A}_{k-1}, \bar{\mathbf{L}}_{k-1}} \left( h(\bar{a}_K, \mathbf{Z}; \boldsymbol{\theta}_{q0}) \middle| \bar{a}_{k-1}, \bar{\mathbf{L}}_{k-1} \right) \right) s(\mathbf{O}) \right] \\ &\quad \text{(Noting assumption (A2) implies } F_{Y_{\bar{A}_{k-1}, \bar{a}_k} | \bar{A}_{k-1}, \bar{\mathbf{L}}_k} = F_{Y_{\bar{A}_k, \bar{a}_{k+1}} | \bar{A}_k, \bar{\mathbf{L}}_k}, \text{ we have)} \\ &= E \left[ \frac{\mathbb{I}(\bar{A}_{k-1} = \bar{a}_{k-1}) d(\bar{a}_K, \mathbf{Z}; \boldsymbol{\theta}_{q0})}{\bar{\pi}_{k-1}(\bar{a}_{k-1}, \bar{\mathbf{L}}_{k-1})} \left( F_{Y_{\bar{A}_k, \bar{a}_{k+1}} | \bar{A}_k, \bar{\mathbf{L}}_k} \left( h(\bar{a}_K, \mathbf{Z}; \boldsymbol{\theta}_{q0}) \middle| \bar{a}_k, \bar{\mathbf{L}}_k \right) \right. \right. \\ &\quad \left. \left. - F_{Y_{\bar{A}_{k-1}, \bar{a}_k} | \bar{A}_{k-1}, \bar{\mathbf{L}}_{k-1}} \left( h(\bar{a}_K, \mathbf{Z}; \boldsymbol{\theta}_{q0}) \middle| \bar{a}_{k-1}, \bar{\mathbf{L}}_{k-1} \right) \right) s(\mathbf{O}) \right]. \end{aligned}$$

Using similar strategy, we can show

$$\begin{aligned} E_{\bar{a}_K}^{(1)} &= E \left[ d(\bar{a}_K, \mathbf{Z}; \boldsymbol{\theta}_{q0}) \left( F_{Y_{A_1, \bar{a}_2} | A_1, \mathbf{L}_1} \left( h(\bar{a}_K, \mathbf{Z}; \boldsymbol{\theta}_{q0}) \middle| a_1, \mathbf{L}_1 \right) - F_{Y_{\bar{a}_K} | \mathbf{Z}} \left( h(\bar{a}_K, \mathbf{Z}; \boldsymbol{\theta}_{q0}) \middle| \mathbf{Z} \right) \right) s(\mathbf{O}) \right], \\ E_{\bar{a}_K}^{(0)} &= E \left[ d(\bar{a}_K, \mathbf{Z}; \boldsymbol{\theta}_{q0}) \left( F_{Y_{\bar{a}_K} | \mathbf{Z}} \left( h(\bar{a}_K, \mathbf{Z}; \boldsymbol{\theta}_{q0}) \middle| \mathbf{Z} \right) - q \right) s(\mathbf{O}) \right]. \end{aligned}$$

Then, after some basic algebra, one can verify

$$\begin{cases} \sum_{\bar{a}_K \in \bar{\mathbb{A}}_K} E_{\bar{a}_K}^{(K+1)} = E \left[ \boldsymbol{\psi}_{\boldsymbol{\theta}_q}^{(K)}(\mathbf{O}; \boldsymbol{\theta}_{q0}) s(\mathbf{O}) \right], \\ \sum_{\bar{a}_K \in \bar{\mathbb{A}}_K} E_{\bar{a}_K}^{(k)} = E \left[ \boldsymbol{\psi}_{\boldsymbol{\theta}_q}^{(k-1)}(\mathbf{O}; \boldsymbol{\theta}_{q0}) s(\mathbf{O}) \right], \text{ for } k = 2, \dots, K, \\ \sum_{\bar{a}_K \in \bar{\mathbb{A}}_K} E_{\bar{a}_K}^{(1)} + E_{\bar{a}_K}^{(0)} = E \left[ \boldsymbol{\psi}_{\boldsymbol{\theta}_q}^{(0)}(\mathbf{O}; \boldsymbol{\theta}_{q0}) s(\mathbf{O}) \right], \end{cases}$$

where  $\boldsymbol{\psi}_{\boldsymbol{\theta}_q}^{(k)}(\mathbf{O}; \boldsymbol{\theta}_q)$ 's are defined in Theorem 2. It follows that

$$\frac{\partial}{\partial \boldsymbol{\omega}} \mathbf{U}(\boldsymbol{\theta}_{q0}, \boldsymbol{\omega}) \Big|_{\boldsymbol{\omega}=\boldsymbol{\omega}_0} = E \left[ \left( \mathbf{C}_q^{-1} \sum_{k=0}^K \boldsymbol{\psi}_{\boldsymbol{\theta}_q}^{(k)}(\mathbf{O}; \boldsymbol{\theta}_{q0}) \right) s(\mathbf{O}) \right].$$

This concludes  $\mathbb{U}_{\boldsymbol{\theta}_q}^{\text{eff}}(\mathbf{O}; \boldsymbol{\theta}_q) = \mathbf{C}_q^{-1} \sum_{k=0}^K \boldsymbol{\psi}_{\boldsymbol{\theta}_q}^{(k)}(\mathbf{O}; \boldsymbol{\theta}_q)$  and we now complete the proof.

## Appendix D: Asymptotic properties of the IPW estimators (Proof of Theorem 3)

Define  $\mathbb{P}_n[\mathbb{U}_\alpha(\mathbf{O}; \boldsymbol{\alpha})] = \mathbb{P}_n \left[ \begin{pmatrix} \mathbb{U}_{\alpha_1}(\mathbf{O}; \boldsymbol{\alpha}_1) \\ \mathbb{U}_{\alpha_2}(\mathbf{O}; \boldsymbol{\alpha}_2) \\ \vdots \\ \mathbb{U}_{\alpha_K}(\mathbf{O}; \boldsymbol{\alpha}_K) \end{pmatrix} \right] = \mathbf{0}$  as the joint estimating equations for

the unknown parameters in the outcome regression models,  $\boldsymbol{\alpha} = [\boldsymbol{\alpha}_1^T, \dots, \boldsymbol{\alpha}_K^T]^T$ , where  $\mathbb{U}_{\alpha_k}(\mathbf{O}; \boldsymbol{\alpha}_k) = \frac{\partial}{\partial \boldsymbol{\alpha}_k} \log \pi_k(\bar{A}_k, \bar{\mathbf{L}}_k; \boldsymbol{\alpha}_k)$  is the log-likelihood score for  $\boldsymbol{\alpha}_k$ . Recall that the original IPW estimating equation (2) is

$$\mathbb{P}_n[\mathbb{U}_{\theta_q}^{\text{IPW}}(\mathbf{O}; \boldsymbol{\theta}_q, \hat{\boldsymbol{\alpha}})] = \mathbb{P}_n \left[ \frac{d(\bar{A}_K, \mathbf{Z}; \boldsymbol{\theta}_q)}{\bar{\pi}_K(\bar{A}_K, \bar{\mathbf{L}}_K, \hat{\boldsymbol{\alpha}})} \left\{ \mathbb{I}(Y \leq h(\bar{A}_K, \mathbf{Z}; \boldsymbol{\theta}_q)) - q \right\} \right]$$

and the smoothed IPW estimating equation (14) is

$$\mathbb{P}_n[\tilde{\mathbb{U}}_{\theta_q}^{\text{IPW}}(\mathbf{O}; \boldsymbol{\theta}_q, \hat{\boldsymbol{\alpha}})] = \mathbb{P}_n \left[ \frac{d(\bar{A}_K, \mathbf{Z}; \boldsymbol{\theta}_q)}{\bar{\pi}_K(\bar{A}_K, \bar{\mathbf{L}}_K, \hat{\boldsymbol{\alpha}})} \left\{ \mathcal{K} \left( \frac{h(\bar{a}_K, \mathbf{Z}; \boldsymbol{\theta}_q) - Y_{\bar{a}_K}}{\tau_n} \right) - q \right\} \right]$$

where  $\hat{\boldsymbol{\alpha}}$  is obtained by solving  $\mathbb{P}_n[\mathbb{U}_\alpha(\mathbf{O}; \boldsymbol{\alpha})] = \mathbf{0}$ . Also, define

$$\mathbb{P}_n[\bar{\mathbb{U}}_{\theta_q}^{\text{IPW}}(\mathbf{O}; \boldsymbol{\theta}_q, \boldsymbol{\alpha})] = \mathbb{P}_n \left[ \frac{d(\bar{A}_K, \mathbf{Z}; \boldsymbol{\theta}_q)}{\bar{\pi}_K(\bar{A}_K, \bar{\mathbf{L}}_K, \boldsymbol{\alpha})} \left\{ F_{Y|\bar{A}_K, \bar{\mathbf{L}}_K} \left( h(\bar{A}_K, \mathbf{Z}; \boldsymbol{\theta}_q) | \bar{A}_K, \bar{\mathbf{L}}_K \right) - q \right\} \right]$$

where  $F_{Y|\bar{A}_K, \bar{\mathbf{L}}_K}$  is the true cumulative distribution function of  $Y$  given  $\bar{A}_K$  and  $\bar{\mathbf{L}}_K$ . Besides Assumptions (A1)–(A4) and (B1)–(B2) shown in the paper, we require the following regularity conditions:

- 1'. Assume that propensity score models  $\pi_k(\bar{A}_k, \bar{\mathbf{L}}_k; \boldsymbol{\alpha}_k)$ ,  $k = 1, \dots, K$ , are correctly specified. Let  $\boldsymbol{\alpha}_0 = [\boldsymbol{\alpha}_{1,0}^T, \dots, \boldsymbol{\alpha}_{K,0}^T]^T$  be the true parameter of  $\boldsymbol{\alpha}$  such that  $\pi_k(\bar{A}_k, \bar{\mathbf{L}}_k; \boldsymbol{\alpha}_{k,0}) = f_{A_k|\bar{A}_{k-1}, \bar{\mathbf{L}}_k}(\bar{A}_k | \bar{A}_{k-1}, \bar{\mathbf{L}}_k)$ .
- 2'. Let  $\Xi' = \mathbf{A} \times \boldsymbol{\Theta}$  be a bounded convex neighborhood of  $(\boldsymbol{\alpha}_0, \boldsymbol{\theta}_{q0})$ . Assume that original IPW estimating score,  $\mathbb{U}_{\theta_q}^{\text{IPW}}(\mathbf{O}; \boldsymbol{\theta}_q, \boldsymbol{\alpha})$ , is dominated by a square-integrable function and is also P-Glivenko-Cantelli for  $(\boldsymbol{\alpha}, \boldsymbol{\theta}_q) \in \Xi'$ . Also, suppose that the estimating scores  $\{\mathbb{U}_\alpha(\mathbf{O}; \boldsymbol{\alpha}), \bar{\mathbb{U}}_{\theta_q}^{\text{IPW}}(\mathbf{O}; \boldsymbol{\theta}_q, \boldsymbol{\alpha}), \tilde{\mathbb{U}}_{\theta_q}^{\text{IPW}}(\mathbf{O}; \boldsymbol{\theta}_q, \boldsymbol{\alpha})\}$  and their first order derivatives with respect to  $(\boldsymbol{\alpha}, \boldsymbol{\theta}_q)$  are continuous, dominated by certain square-integrable functions, and are also P-Glivenko-Cantelli for  $(\boldsymbol{\alpha}, \boldsymbol{\theta}_q) \in \Xi'$ . Further assume that  $\{\pi_k(\bar{A}_k, \bar{\mathbf{L}}_k; \boldsymbol{\alpha}_k), k = 1, \dots, K\}$  is bounded away from 0 for any  $\boldsymbol{\alpha} \in \mathbf{A}$ .
- 3'. Assume that  $\mathbf{I}_{\boldsymbol{\alpha}_0} = \mathbb{P}_n \left[ \frac{\partial}{\partial \boldsymbol{\alpha}} \mathbb{U}_\alpha(\mathbf{O}; \boldsymbol{\alpha}) \Big|_{\boldsymbol{\alpha}=\boldsymbol{\alpha}_0} \right]$  and  $\bar{\mathbf{I}}_{\boldsymbol{\theta}_{q0}}^{\text{IPW}} = \mathbb{P}_n \left[ \frac{\partial}{\partial \boldsymbol{\theta}_q} \bar{\mathbb{U}}_{\theta_q}^{\text{IPW}}(\mathbf{O}; \boldsymbol{\theta}_q, \boldsymbol{\alpha}_0) \Big|_{\boldsymbol{\theta}_q=\boldsymbol{\theta}_{q0}} \right]$  converge to negative definite matrices,  $\mathbf{I}_{\boldsymbol{\alpha}_0} = \frac{\partial}{\partial \boldsymbol{\alpha}} E[\mathbb{U}_\alpha(\mathbf{O}; \boldsymbol{\alpha})] \Big|_{\boldsymbol{\alpha}=\boldsymbol{\alpha}_0}$  and  $\bar{\mathbf{I}}_{\boldsymbol{\theta}_{q0}}^{\text{IPW}} = \frac{\partial}{\partial \boldsymbol{\theta}_q} E[\bar{\mathbb{U}}_{\theta_q}^{\text{IPW}}(\mathbf{O}; \boldsymbol{\theta}_q, \boldsymbol{\alpha}_0)] \Big|_{\boldsymbol{\theta}_q=\boldsymbol{\theta}_{q0}}$ , respectively.
- 4'. Define  $f'_{Y|\bar{A}_K, \bar{\mathbf{L}}_K}(y|\bar{A}_K, \bar{\mathbf{L}}_K) = \frac{\partial}{\partial y} f_{Y|\bar{A}_K, \bar{\mathbf{L}}_K}(y|\bar{a}_K, \bar{\mathbf{L}}_K)$ . Assume that  $\{F_{Y|\bar{A}_K, \bar{\mathbf{L}}_K}(y|\bar{A}_K, \bar{\mathbf{L}}_K), f_{Y|\bar{A}_K, \bar{\mathbf{L}}_K}(y|\bar{A}_K, \bar{\mathbf{L}}_K), f'_{Y|\bar{A}_K, \bar{\mathbf{L}}_K}(y|\bar{A}_K, \bar{\mathbf{L}}_K)\}$  are absolutely continuous with respect to  $y \in [y_{\min}, y_{\max}]$  and uniformly bounded.



We first introduce several Lemmas that will be used in the proof.

**Lemma 5.** *The estimator,  $\hat{\alpha}$ , by solving  $\mathbb{P}_n[\mathbb{U}_\alpha(\mathbf{O}; \alpha)] = \mathbf{0}$  is consistent and asymptotic normal (CAN). In addition, we have*

$$\sqrt{n}(\hat{\alpha} - \alpha) = -\mathcal{I}_{\alpha_0}^{-1} \sqrt{n} \mathbb{P}_n[\mathbb{U}_\alpha(\mathbf{O}; \alpha_0)] + o_p(1). \quad (\text{s28})$$

*Proof.* By noting that  $E[\mathbb{U}_\alpha(\mathbf{O}; \alpha)] = \mathbf{0}$ , along with Point 2 and the negative definite property of  $\mathcal{I}_{\alpha_0}$  in point 3, one can easily conclude  $\hat{\alpha}_0$  is CAN following the standard proofs for M-estimators (e.g., van der Vaart 2000). Then, using a Taylor series for  $\mathbb{P}_n[\mathbb{U}_\alpha(\mathbf{O}; \alpha)]$  around  $\alpha = \alpha_0$  can deduce that (s28) holds.  $\square$

**Lemma 6.** *Let  $k_i, i = 1, 2, \dots, n$ , be a sequence of non-random constants, then for every  $c > 0$  and  $\epsilon > 0$ , we have that*

$$\begin{aligned} & \sup_{\|\theta_q - \theta_{q0}\| < cn^{-1/3}} \left| \sum_{i=1}^n k_i \mathbb{I}(Y_i \leq h(\bar{A}_{iK}, \mathbf{Z}_i; \theta_q)) - \sum_{i=1}^n k_i \mathbb{I}(Y_i \leq h(\bar{A}_{iK}, \mathbf{Z}_i; \theta_{q0})) - \right. \\ & \left. \sum_{i=1}^n k_i F_{Y|\bar{A}_K, \bar{\mathbf{L}}_K}(h(\bar{A}_{iK}, \mathbf{Z}_i; \theta_q) | \bar{A}_{iK}, \bar{\mathbf{L}}_i) + \sum_{i=1}^n k_i F_{Y|\bar{A}_K, \bar{\mathbf{L}}_K}(h(\bar{A}_{iK}, \mathbf{Z}_i; \theta_{q0}) | \bar{A}_{iK}, \bar{\mathbf{L}}_i) \right| = o_p(n^{1/2}). \quad (\text{s29}) \end{aligned}$$

*Proof.* This lemma is a direct application of Lemma 1 in Lai & Ying (1988).  $\square$

**Lemma 7.** *Under point 1', we have that*

- (i) *The original IPW estimating equation,  $\mathbb{P}_n \left[ \mathbb{U}_{\theta_q}^{\text{IPW}}(\mathbf{O}; \theta_q, \alpha) \right]$ , is unbiased such that  $E \left[ \mathbb{U}_{\theta_q}^{\text{IPW}}(\mathbf{O}; \theta_{q0}, \alpha_0) \right] = \mathbf{0}$ .*
- (ii)  *$\mathbb{P}_n \left[ \bar{\mathbb{U}}_{\theta_q}^{\text{IPW}}(\mathbf{O}; \theta_q, \alpha) \right]$  is also an unbiased estimating equation such that  $E \left[ \bar{\mathbb{U}}_{\theta_q}^{\text{IPW}}(\mathbf{O}; \theta_{q0}, \alpha_0) \right] = \mathbf{0}$ .*

*Proof.* We only prove point (i) and point (ii) can be proved by using a similar strategy. First, noticing that  $Y = \sum_{\bar{a}_K \in \bar{\mathbb{A}}_K} Y_{\bar{a}_K} \mathbb{I}(\bar{A}_K = \bar{a}_K)$  by Assumption (A1), we have that

$$\mathbb{U}_{\theta_q}^{\text{IPW}}(\mathbf{O}; \theta_{q0}, \alpha_0) = \sum_{\bar{a}_K \in \bar{\mathbb{A}}_K} \frac{d(\bar{a}_K, \mathbf{Z}; \theta_{q0}) \mathbb{I}(\bar{A}_K = \bar{a}_K)}{\bar{\pi}_K(\bar{a}_K, \bar{\mathbf{L}}_K, \bar{\alpha}_{K,0})} \left( \mathbb{I}(Y_{\bar{a}_K} \leq h(\bar{a}_K, \mathbf{Z}; \theta_{q0})) - q \right)$$

Then, We can write  $E \left[ \mathbb{U}_{\theta_q}^{\text{IPW}}(\mathbf{O}; \theta_{q0}, \alpha_0) \right]$  as an iterative expectation with the inner expectation conditional on  $\bar{A}_{K-1} = \bar{a}_{K-1}, \bar{\mathbf{L}}_K$ :

$$\begin{aligned} & E \left[ \mathbb{U}_{\theta_q}^{\text{IPW}}(\mathbf{O}; \theta_{q0}, \alpha_0) \right] \\ = & E \left[ E \left[ \sum_{\bar{a}_K \in \bar{\mathbb{A}}_K} d(\bar{a}_K, \mathbf{Z}; \theta_{q0}) \left( \prod_{k=1}^K \frac{\mathbb{I}(A_k = a_k)}{\pi_k(a_k, \bar{\mathbf{L}}_k; \alpha_{k,0})} \right) \{ \mathbb{I}(Y_{\bar{a}_K} \leq h(\bar{a}_K, \mathbf{Z}; \theta_{q0})) - q \} \middle| \bar{A}_{K-1} = \bar{a}_{K-1}, \bar{\mathbf{L}}_K \right] \right] \\ = & E \left[ \sum_{\bar{a}_K \in \bar{\mathbb{A}}_K} d(\bar{a}_K, \mathbf{Z}; \theta_{q0}) \left( \prod_{k=1}^{K-1} \frac{\mathbb{I}(A_k = a_k)}{\pi_k(a_k, \bar{\mathbf{L}}_k; \alpha_{k,0})} \right) E \left[ \frac{\mathbb{I}(A_K = a_K)}{\pi_k(a_K, \bar{\mathbf{L}}_K; \alpha_{K,0})} \{ \mathbb{I}(Y_{\bar{a}_K} \leq h(\bar{a}_K, \mathbf{Z}; \theta_{q0})) \right. \right. \\ & \left. \left. - q \right\} \middle| \bar{A}_{K-1} = \bar{a}_{K-1}, \bar{\mathbf{L}}_K \right] \right] \end{aligned}$$

(by sequential ignorability,  $Y_{\bar{a}_K} \perp A_K | \bar{A}_{K-1} = \bar{a}_{K-1}, \bar{\mathbf{L}}_K$ , we have below)

$$\begin{aligned}
&= E \left[ \sum_{\bar{a}_K \in \bar{\mathbb{A}}_K} d(\bar{a}_K, \mathbf{Z}; \boldsymbol{\theta}_{q0}) \left( \prod_{k=1}^{K-1} \frac{\mathbb{I}(A_k = a_k)}{\pi_k(a_k, \bar{\mathbf{L}}_k; \boldsymbol{\alpha}_{k,0})} \right) \underbrace{E \left[ \frac{\mathbb{I}(A_K = a_K)}{\pi_K(a_K, \bar{\mathbf{L}}_K; \boldsymbol{\alpha}_{K,0})} \middle| \bar{A}_{K-1} = \bar{a}_{K-1}, \bar{\mathbf{L}}_K \right]}_{=1} \right. \\
&\quad \left. \times E \left[ \mathbb{I}(Y_{\bar{a}_K} \leq h(\bar{a}_K, \mathbf{Z}; \boldsymbol{\theta}_{q0})) - q \middle| \bar{A}_{K-1} = \bar{a}_{K-1}, \bar{\mathbf{L}}_K \right] \right] \\
&= E \left[ \sum_{\bar{a}_K \in \bar{\mathbb{A}}_K} d(\bar{a}_K, \mathbf{Z}; \boldsymbol{\theta}_{q0}) \left( \prod_{k=1}^{K-1} \frac{\mathbb{I}(A_k = a_k)}{\pi_k(a_k, \bar{\mathbf{L}}_k; \boldsymbol{\alpha}_{k,0})} \right) E \left[ \mathbb{I}(Y_{\bar{a}_K} \leq h(\bar{a}_K, \mathbf{Z}; \boldsymbol{\theta}_{q0})) - q \middle| \bar{A}_{K-1} = \bar{a}_{K-1}, \bar{\mathbf{L}}_K \right] \right].
\end{aligned}$$

Then, applying the iterative expectation strategy with the inner expectation conditional on  $\bar{A}_{K-2} = \bar{a}_{K-2}, \bar{\mathbf{L}}_{K-1}$ , we can rewrite the last equation of the previous formula as

$$\begin{aligned}
&E \left[ \mathbb{U}_{\boldsymbol{\theta}_q}^{\text{IPW}}(\mathbf{O}; \boldsymbol{\theta}_{q0}, \boldsymbol{\alpha}_0) \right] \\
&= E \left[ \sum_{\bar{a}_K \in \bar{\mathbb{A}}_K} d(\bar{a}_K, \mathbf{Z}; \boldsymbol{\theta}_{q0}) \left( \prod_{k=1}^{K-2} \frac{\mathbb{I}(A_k = a_k)}{\pi_k(a_k, \bar{\mathbf{L}}_k; \boldsymbol{\alpha}_{k,0})} \right) E \left[ \mathbb{I}(Y_{\bar{a}_K} \leq h(\bar{a}_K, \mathbf{Z}; \boldsymbol{\theta}_{q0})) - q \middle| \bar{A}_{K-2} = \bar{a}_{K-2}, \bar{\mathbf{L}}_{K-1} \right] \right]
\end{aligned}$$

Repeating down to  $k = 1$  gives the following formula

$$E \left[ \mathbb{U}_{\boldsymbol{\theta}_q}^{\text{IPW}}(\mathbf{O}; \boldsymbol{\theta}_{q0}, \boldsymbol{\alpha}_0) \right] = E \left[ \sum_{\bar{a}_K \in \bar{\mathbb{A}}_K} d(\bar{a}_K, \mathbf{Z}; \boldsymbol{\theta}_{q0}) \times \left\{ \mathbb{I}(Y_{\bar{a}_K} \leq h(\bar{a}_K, \mathbf{Z}; \boldsymbol{\theta}_{q0})) - q \right\} \right]$$

which concludes that  $E \left[ \mathbb{U}_{\boldsymbol{\theta}_q}^{\text{IPW}}(\mathbf{O}; \boldsymbol{\theta}_{q0}, \boldsymbol{\alpha}_0) \right] = \mathbf{0}$ . This completes the proof.  $\square$

**Lemma 8.** (*Asymptotic properties of the original unsmoothed IPW estimator*) Under points 1'–4', the estimator,  $\hat{\boldsymbol{\theta}}_q^{\text{IPW*}}$ , by solving the original IPW estimating equation  $\mathbb{P}_n[\mathbb{U}_{\hat{\boldsymbol{\theta}}_q}^{\text{IPW}}(\mathbf{O}; \boldsymbol{\theta}_q, \hat{\boldsymbol{\alpha}})] = \mathbf{0}$  is CAN.

*Proof.* The CAN property of  $\hat{\boldsymbol{\alpha}}$  in Lemma 5 implies that, for all  $\epsilon > 0$ ,  $\hat{\boldsymbol{\alpha}} = \boldsymbol{\alpha} + o_p(n^{-1/2+\epsilon})$ . This, along with point 2', can be used to show that, for any  $\epsilon > 0$ ,

$$\sup_{\boldsymbol{\theta}_q \in \Theta} \left\| \mathbb{P}_n[\mathbb{U}_{\hat{\boldsymbol{\theta}}_q}^{\text{IPW}}(\mathbf{O}; \boldsymbol{\theta}_q, \hat{\boldsymbol{\alpha}})] - \mathbb{P}_n[\mathbb{U}_{\hat{\boldsymbol{\theta}}_q}^{\text{IPW}}(\mathbf{O}; \boldsymbol{\theta}_q, \boldsymbol{\alpha}_0)] \right\| = o_p(n^{-1/2+\epsilon}), \quad \text{a.s.} \quad (\text{s30})$$

Moreover, observing that

$$\begin{aligned}
&E \left[ \mathbb{U}_{\boldsymbol{\theta}_q}^{\text{IPW}}(\mathbf{O}; \boldsymbol{\theta}_q, \boldsymbol{\alpha}_0) - \bar{\mathbb{U}}_{\boldsymbol{\theta}_q}^{\text{IPW}}(\mathbf{O}; \boldsymbol{\theta}_q, \boldsymbol{\alpha}_0) \right] \\
&= E \left[ \frac{d(\bar{A}_K, \mathbf{Z}; \boldsymbol{\theta}_q)}{\bar{\pi}_K(\bar{A}_K, \bar{\mathbf{L}}_K, \boldsymbol{\alpha}_0)} \times E \left[ \mathbb{I}(Y \leq h(\bar{A}_K, \bar{\mathbf{L}}_K; \boldsymbol{\theta}_q)) - F_{Y|\bar{A}_K, \bar{\mathbf{L}}_K} \left( h(\bar{A}_K, \mathbf{Z}; \boldsymbol{\theta}_q) \middle| \bar{A}_K, \bar{\mathbf{L}}_K \right) \middle| \bar{A}_K, \bar{\mathbf{L}}_K \right] \right] \\
&= E \left[ \frac{d(\bar{A}_K, \mathbf{Z}; \boldsymbol{\theta}_q)}{\bar{\pi}_K(\bar{A}_K, \bar{\mathbf{L}}_K, \boldsymbol{\alpha}_0)} \times 0 \right] = \mathbf{0}
\end{aligned}$$

and applying the uniformly strong law of large numbers, we can show

$$\sup_{(\boldsymbol{\alpha}, \boldsymbol{\theta}_q) \in \Xi'} \left\| \mathbb{P}_n[\mathbb{U}_{\hat{\boldsymbol{\theta}}_q}^{\text{IPW}}(\mathbf{O}; \boldsymbol{\theta}_q, \boldsymbol{\alpha}_0)] - \mathbb{P}_n[\bar{\mathbb{U}}_{\hat{\boldsymbol{\theta}}_q}^{\text{IPW}}(\mathbf{O}; \boldsymbol{\theta}_q, \boldsymbol{\alpha}_0)] \right\| = o_p(n^{-1/2+\epsilon}) \quad \text{a.s.}$$

This, along with (s30), suggests that

$$\sup_{\boldsymbol{\theta}_q \in \Theta} \left\| \mathbb{P}_n [\mathbb{U}_{\boldsymbol{\theta}_q}^{\text{IPW}}(\mathbf{O}; \boldsymbol{\theta}_q, \widehat{\boldsymbol{\alpha}})] - \mathbb{P}_n [\bar{\mathbb{U}}_{\boldsymbol{\theta}_q}^{\text{IPW}}(\mathbf{O}; \boldsymbol{\theta}_q, \boldsymbol{\alpha}_0)] \right\| = o_p(n^{-1/2+\epsilon}), \quad \text{a.s.} \quad (\text{s31})$$

Because  $E \left[ \bar{\mathbb{U}}_{\boldsymbol{\theta}_q}^{\text{IPW}}(\mathbf{O}; \boldsymbol{\theta}_{q0}, \boldsymbol{\alpha}_0) \right] = \mathbf{0}$  (Lemma 7) and  $\mathbb{P}_n \left[ \frac{\partial}{\partial \boldsymbol{\theta}_q} \bar{\mathbb{U}}_{\boldsymbol{\theta}_q}^{\text{IPW}}(\mathbf{O}; \boldsymbol{\theta}_q, \boldsymbol{\alpha}_0) \Big|_{\boldsymbol{\theta}_q = \boldsymbol{\theta}_{q0}} \right]$  converges to a negative definite matrix (point 3'), we have that there exists a positive constant  $M$  such that

$$\begin{aligned} \|\boldsymbol{\theta}_q - \boldsymbol{\theta}_{q0}\| &\leq M \left\| E \left[ \bar{\mathbb{U}}_{\boldsymbol{\theta}_q}^{\text{IPW}}(\mathbf{O}; \boldsymbol{\theta}_q, \boldsymbol{\alpha}_0) - \bar{\mathbb{U}}_{\boldsymbol{\theta}_q}^{\text{IPW}}(\mathbf{O}; \boldsymbol{\theta}_{q0}, \boldsymbol{\alpha}_0) \right] \right\| = M \left\| E \left[ \bar{\mathbb{U}}_{\boldsymbol{\theta}_q}^{\text{IPW}}(\mathbf{O}; \boldsymbol{\theta}_q, \boldsymbol{\alpha}_0) \right] \right\| \\ &\leq M \left\| \mathbb{P}_n \left[ \bar{\mathbb{U}}_{\boldsymbol{\theta}_q}^{\text{IPW}}(\mathbf{O}; \boldsymbol{\theta}_q, \boldsymbol{\alpha}_0) \right] \right\| + o_p(n^{-1/2+\epsilon}) \end{aligned}$$

for  $\boldsymbol{\theta}_q$  in a small neighborhood of  $\boldsymbol{\theta}_{q0}$ . This, coupled with (s31), suggests that

$$\|\boldsymbol{\theta}_q - \boldsymbol{\theta}_{q0}\| \leq M \left\| \mathbb{P}_n \left[ \mathbb{U}_{\boldsymbol{\theta}_q}^{\text{IPW}}(\mathbf{O}; \boldsymbol{\theta}_q, \widehat{\boldsymbol{\alpha}}) \right] \right\| + o_p(n^{-1/2+\epsilon}).$$

Now, replacing  $\widehat{\boldsymbol{\theta}}_q$  in the previous equation by  $\widehat{\boldsymbol{\theta}}_q^{\text{IPW}*}$  and also noticing that  $\widehat{\boldsymbol{\theta}}_q^{\text{IPW}*}$  solves  $\mathbb{P}_n \left[ \mathbb{U}_{\widehat{\boldsymbol{\theta}}_q^{\text{IPW}*}}^{\text{IPW}}(\mathbf{O}; \widehat{\boldsymbol{\theta}}_q^{\text{IPW}*}, \widehat{\boldsymbol{\alpha}}) \right] = \mathbf{0}$ , we have obtained

$$\|\widehat{\boldsymbol{\theta}}_q^{\text{IPW}*} - \boldsymbol{\theta}_{q0}\| = o_p(n^{-1/2+\epsilon}) \quad (\text{s32})$$

such that  $\widehat{\boldsymbol{\theta}}_q^{\text{IPW}*}$  is  $\sqrt{n}$ -consistent.

Next, we prove the asymptotic normality. Let  $D(\boldsymbol{\theta}_q, \boldsymbol{\alpha}) = \frac{d(\bar{A}_K, \mathbf{Z}; \boldsymbol{\theta}_q)}{\bar{\pi}_K(\bar{A}_K, \bar{\mathbf{L}}_K, \bar{\boldsymbol{\alpha}}_K)}$ ,  $H(\boldsymbol{\theta}_q) = \mathbb{I}(Y \leq h(\bar{A}_K, \mathbf{Z}; \boldsymbol{\theta}_q)) - q$ , and  $S(\boldsymbol{\theta}_q) = F_{Y|\bar{A}_K, \bar{\mathbf{L}}_K}(h(\bar{A}_K, \mathbf{Z}; \boldsymbol{\theta}_q) | \bar{A}_K, \bar{\mathbf{L}}_K) - q$ . For any  $(\boldsymbol{\alpha}, \boldsymbol{\theta}_q)$  in the  $O(n^{-1/3})$  neighborhood of  $(\boldsymbol{\alpha}_0, \boldsymbol{\theta}_{q0})$  (i.e.,  $\|\boldsymbol{\theta}_q - \boldsymbol{\theta}_{q0}\| < cn^{-1/3}$  and  $\|\boldsymbol{\alpha} - \boldsymbol{\alpha}_0\| < cn^{-1/3}$  for any fixed constant  $c$ ), we can show

$$\begin{aligned} &\mathbb{P}_n \left[ \mathbb{U}_{\boldsymbol{\theta}_q}^{\text{IPW}}(\mathbf{O}; \boldsymbol{\theta}_q, \boldsymbol{\alpha}) - \mathbb{U}_{\boldsymbol{\theta}_q}^{\text{IPW}}(\mathbf{O}; \boldsymbol{\theta}_{q0}, \boldsymbol{\alpha}_0) \right] \\ &= \mathbb{P}_n \left[ \left( D(\boldsymbol{\theta}_q, \boldsymbol{\alpha}) - D(\boldsymbol{\theta}_{q0}, \boldsymbol{\alpha}_0) \right) S(\boldsymbol{\theta}_{q0}) \right] + \mathbb{P}_n \left[ D(\boldsymbol{\theta}_q, \boldsymbol{\alpha}) \left( H(\boldsymbol{\theta}_q) - H(\boldsymbol{\theta}_{q0}) \right) \right] \\ &\quad + \mathbb{P}_n \left[ \left( D(\boldsymbol{\theta}_q, \boldsymbol{\alpha}) - D(\boldsymbol{\theta}_{q0}, \boldsymbol{\alpha}_0) \right) \left( H(\boldsymbol{\theta}_{q0}) - S(\boldsymbol{\theta}_{q0}) \right) \right], \end{aligned}$$

where,

$$\begin{aligned} &\mathbb{P}_n \left[ D(\boldsymbol{\theta}_q, \boldsymbol{\alpha}) \left( H(\boldsymbol{\theta}_q) - H(\boldsymbol{\theta}_{q0}) \right) \right] \\ &= \mathbb{P}_n \left[ D(\boldsymbol{\theta}_q, \boldsymbol{\alpha}) \left( S(\boldsymbol{\theta}_q) - S(\boldsymbol{\theta}_{q0}) \right) \right] + \underbrace{\mathbb{P}_n \left[ D(\boldsymbol{\theta}_q, \boldsymbol{\alpha}) \left( H(\boldsymbol{\theta}_q) - H(\boldsymbol{\theta}_{q0}) - S(\boldsymbol{\theta}_q) + S(\boldsymbol{\theta}_{q0}) \right) \right]}_{=o_p(n^{-1/2}) \text{ by (s29) in Lemma 6}} \\ &= \mathbb{P}_n \left[ D(\boldsymbol{\theta}_q, \boldsymbol{\alpha}) \left( S(\boldsymbol{\theta}_q) - S(\boldsymbol{\theta}_{q0}) \right) \right] + o_p(n^{-1/2}), \end{aligned}$$

and

$$\begin{aligned} &\mathbb{P}_n \left[ \left( D(\boldsymbol{\theta}_q, \boldsymbol{\alpha}) - D(\boldsymbol{\theta}_{q0}, \boldsymbol{\alpha}_0) \right) \left( H(\boldsymbol{\theta}_{q0}) - S(\boldsymbol{\theta}_{q0}) \right) \right] \\ &\quad (\text{by a Taylor expansion of } (\boldsymbol{\theta}_q, \boldsymbol{\alpha}) \text{ around } (\boldsymbol{\theta}_{q0}, \boldsymbol{\alpha}_0), \text{ we have that}) \\ &= \mathbb{P}_n \left[ \frac{\partial D(\boldsymbol{\theta}_{q0}, \boldsymbol{\alpha})}{\partial \boldsymbol{\alpha}} \Big|_{\boldsymbol{\alpha} = \boldsymbol{\alpha}_0} \left( H(\boldsymbol{\theta}_{q0}) - S(\boldsymbol{\theta}_{q0}) \right) \right] (\boldsymbol{\alpha} - \boldsymbol{\alpha}_0) \end{aligned}$$

$$\begin{aligned}
& + \mathbb{P}_n \left[ \frac{\partial D(\boldsymbol{\theta}_q, \boldsymbol{\alpha}_0)}{\partial \boldsymbol{\theta}_q} \Big|_{\boldsymbol{\theta}_q = \boldsymbol{\theta}_{q0}} \left( H(\boldsymbol{\theta}_{q0}) - S(\boldsymbol{\theta}_{q0}) \right) \right] (\boldsymbol{\theta}_q - \boldsymbol{\theta}_{q0}) + o_p(n^{-1/2}) \\
& = \frac{\partial E[D(\boldsymbol{\theta}_{q0}, \boldsymbol{\alpha})(H(\boldsymbol{\theta}_{q0}) - S(\boldsymbol{\theta}_{q0}))]}{\partial \boldsymbol{\alpha}} \Big|_{\boldsymbol{\alpha} = \boldsymbol{\alpha}_0} (\boldsymbol{\alpha} - \boldsymbol{\alpha}_0) \\
& \quad + \frac{\partial E[D(\boldsymbol{\theta}_q, \boldsymbol{\alpha}_0)(H(\boldsymbol{\theta}_{q0}) - S(\boldsymbol{\theta}_{q0}))]}{\partial \boldsymbol{\theta}_q} \Big|_{\boldsymbol{\theta}_q = \boldsymbol{\theta}_{q0}} (\boldsymbol{\theta}_q - \boldsymbol{\theta}_{q0}) + o_p(n^{-1/2}) \\
& = o_p(n^{-1/2}), \tag{s33}
\end{aligned}$$

where the last equality of the previous formula holds because  $E[D(\boldsymbol{\theta}_q, \boldsymbol{\alpha})(H(\boldsymbol{\theta}_{q0}) - S(\boldsymbol{\theta}_{q0}))] = \mathbf{0}$ . It follows that

$$\begin{aligned}
& \mathbb{P}_n \left[ \mathbb{U}_{\boldsymbol{\theta}_q}^{\text{IPW}}(\mathbf{O}; \boldsymbol{\theta}_q, \boldsymbol{\alpha}) - \mathbb{U}_{\boldsymbol{\theta}_q}^{\text{IPW}}(\mathbf{O}; \boldsymbol{\theta}_{q0}, \boldsymbol{\alpha}_0) \right] \\
& = \mathbb{P}_n \left[ D(\boldsymbol{\theta}_q, \boldsymbol{\alpha}) \left( S(\boldsymbol{\theta}_q) - S(\boldsymbol{\theta}_{q0}) \right) \right] + \mathbb{P}_n \left[ \left( D(\boldsymbol{\theta}_q, \boldsymbol{\alpha}) - D(\boldsymbol{\theta}_{q0}, \boldsymbol{\alpha}_0) \right) S(\boldsymbol{\theta}_{q0}) \right] + o_p(n^{-1/2}) \\
& = \mathbb{P}_n \left[ \bar{\mathbb{U}}_{\boldsymbol{\theta}_q}^{\text{IPW}}(\mathbf{O}; \boldsymbol{\theta}_q, \boldsymbol{\alpha}) - \bar{\mathbb{U}}_{\boldsymbol{\theta}_q}^{\text{IPW}}(\mathbf{O}; \boldsymbol{\theta}_{q0}, \boldsymbol{\alpha}_0) \right] + o_p(n^{-1/2}).
\end{aligned}$$

In the previous formula, by applying a first-order Taylor's expansion of  $\bar{\mathbb{U}}_{\boldsymbol{\theta}_q}^{\text{IPW}}(\mathbf{O}; \boldsymbol{\theta}_q, \boldsymbol{\alpha})$  around  $(\boldsymbol{\theta}_{q0}, \boldsymbol{\alpha}_0)$ , one can obtain

$$\begin{aligned}
\mathbb{P}_n [\mathbb{U}_{\boldsymbol{\theta}_q}^{\text{IPW}}(\mathbf{O}; \boldsymbol{\theta}_q, \boldsymbol{\alpha})] & = \mathbb{P}_n [\mathbb{U}_{\boldsymbol{\theta}_q}^{\text{IPW}}(\mathbf{O}; \boldsymbol{\theta}_{q0}, \boldsymbol{\alpha}_0)] + \mathbb{P}_n \left[ \frac{\partial}{\partial \boldsymbol{\alpha}} \bar{\mathbb{U}}_{\boldsymbol{\theta}_q}^{\text{IPW}}(\mathbf{O}; \boldsymbol{\theta}_{q0}, \boldsymbol{\alpha}) \Big|_{\boldsymbol{\alpha} = \boldsymbol{\alpha}_0} \right] (\boldsymbol{\alpha} - \boldsymbol{\alpha}_0) \\
& \quad + \mathbb{P}_n \left[ \frac{\partial}{\partial \boldsymbol{\theta}_q} \bar{\mathbb{U}}_{\boldsymbol{\theta}_q}^{\text{IPW}}(\mathbf{O}; \boldsymbol{\theta}_q, \boldsymbol{\alpha}_0) \Big|_{\boldsymbol{\theta}_q = \boldsymbol{\theta}_{q0}} \right] (\boldsymbol{\theta}_q - \boldsymbol{\theta}_{q0}) + o_p(n^{-1/2}). \tag{s34}
\end{aligned}$$

Because  $(\hat{\boldsymbol{\theta}}_q^{\text{IPW}*}, \hat{\boldsymbol{\alpha}})$  is in the  $O(n^{-1/3})$  neighborhood of  $(\boldsymbol{\theta}_{q0}, \boldsymbol{\alpha}_0)$  with probability tending to 1,  $\mathbb{P}_n [\mathbb{U}_{\hat{\boldsymbol{\theta}}_q}^{\text{IPW}}(\mathbf{O}; \hat{\boldsymbol{\theta}}_q^{\text{IPW}}, \hat{\boldsymbol{\alpha}})] = \mathbf{0}$ , and  $\mathbb{P}_n [\bar{\mathbb{U}}_{\hat{\boldsymbol{\theta}}_q}^{\text{IPW}}(\mathbf{O}; \boldsymbol{\theta}_{q0}, \boldsymbol{\alpha}_0)] = \mathbf{0}$ , we have that

$$\sqrt{n}(\hat{\boldsymbol{\theta}}_q^{\text{IPW}*} - \boldsymbol{\theta}_{q0}) = - \left[ \boldsymbol{\mathcal{I}}_{\boldsymbol{\theta}_{q0}}^{\text{IPW}} \right]^{-1} \sqrt{n} \mathbb{P}_n \left[ \mathbb{U}_{\boldsymbol{\theta}_q}^{\text{IPW}}(\mathbf{O}; \boldsymbol{\theta}_{q0}, \boldsymbol{\alpha}_0) - \boldsymbol{\mathcal{S}}_{\boldsymbol{\theta}_{q0}, \boldsymbol{\alpha}_0} \boldsymbol{\mathcal{I}}_{\boldsymbol{\alpha}_0}^{-1} \mathbb{U}_{\boldsymbol{\alpha}}(\mathbf{O}; \boldsymbol{\alpha}_0) \right] + o_p(1), \tag{s35}$$

where  $\boldsymbol{\mathcal{S}}_{\boldsymbol{\theta}_{q0}, \boldsymbol{\alpha}_0}^{\text{IPW}} = E \left[ \frac{\partial}{\partial \boldsymbol{\alpha}} \bar{\mathbb{U}}_{\boldsymbol{\theta}_q}^{\text{IPW}}(\mathbf{O}; \boldsymbol{\theta}_{q0}, \boldsymbol{\alpha}) \Big|_{\boldsymbol{\alpha} = \boldsymbol{\alpha}_0} \right]$ . Note that the  $\mathbb{P}_n$ -term in the previous formula has mean zero. Then, by applying the central limit theorem to the right-hand side of the previous formula, one can easily verify that  $\sqrt{n}(\hat{\boldsymbol{\theta}}_q^{\text{IPW}*} - \boldsymbol{\theta}_{q0})$  converges to a multivariate normal distribution with mean zero and finite variance-covariance matrix. This completes the proof.  $\square$

**Lemma 9.** *Under points 1'–4' and conditions (B1)–(B2) regarding the local distribution function  $\mathcal{K}(\cdot)$  and bandwidth  $\tau_n$ , the original IPW estimating equation,  $\mathbb{P}_n [\mathbb{U}_{\boldsymbol{\theta}_q}^{\text{IPW}}(\mathbf{O}; \boldsymbol{\theta}_q, \boldsymbol{\alpha})]$ , and the smoothed IPW estimating equation,  $\mathbb{P}_n [\tilde{\mathbb{U}}_{\boldsymbol{\theta}_q}^{\text{IPW}}(\mathbf{O}; \boldsymbol{\theta}_q, \boldsymbol{\alpha})]$ , are asymptotically equivalent such that*

$$\sqrt{n} \mathbb{P}_n \left[ \tilde{\mathbb{U}}_{\boldsymbol{\theta}_q}^{\text{IPW}}(\mathbf{O}; \boldsymbol{\theta}_q, \boldsymbol{\alpha}) - \mathbb{U}_{\boldsymbol{\theta}_q}^{\text{IPW}}(\mathbf{O}; \boldsymbol{\theta}_q, \boldsymbol{\alpha}) \right] = o_p(1), \tag{s36}$$

uniformly in  $(\boldsymbol{\theta}_q, \boldsymbol{\alpha}) \in \Xi'$ .

*Proof.* Define  $\epsilon = Y - h(\bar{A}_K, \mathbf{Z}; \boldsymbol{\theta}_q)$  and  $d = \epsilon/\tau_n$ . The cumulative distribution function of  $\epsilon$  given  $\bar{A}_K, \bar{\mathbf{L}}_K$  is  $F_{\epsilon|\bar{A}_K, \bar{\mathbf{L}}_K}(y|\bar{A}_K, \bar{\mathbf{L}}_K) = F_{Y|\bar{A}_K, \bar{\mathbf{L}}_K}(y + h(\bar{A}_K, \mathbf{Z}; \boldsymbol{\theta}_q)|\bar{A}_K, \bar{\mathbf{L}}_K)$ . Also,

the density function  $f_{\epsilon|\bar{A}_K, \bar{\mathbf{L}}_K}(y|\bar{A}_K, \bar{\mathbf{L}}_K) = f_{Y|\bar{A}_K, \bar{\mathbf{L}}_K}(y + h(\bar{A}_K, \mathbf{Z}; \boldsymbol{\theta}_q)|\bar{A}_K, \bar{\mathbf{L}}_K)$ . In this proof, we shall abbreviate  $F_{\epsilon|\bar{A}_K, \bar{\mathbf{L}}_K}(y|\bar{A}_K, \bar{\mathbf{L}}_K)$  and  $f_{\epsilon|\bar{A}_K, \bar{\mathbf{L}}_K}(y|\bar{A}_K, \bar{\mathbf{L}}_K)$  to  $F_\epsilon(y)$  and  $f_\epsilon(y)$ , respectively.

Without loss of generality, let  $\tilde{\mathbb{U}}_{\boldsymbol{\theta}_q, j}^{\text{IPW}}(\boldsymbol{\theta}_q, \boldsymbol{\alpha})$  and  $\mathbb{U}_{\boldsymbol{\theta}_q, j}^{\text{IPW}}(\boldsymbol{\theta}_q, \boldsymbol{\alpha})$  be the  $j^{\text{th}}$  element of  $\tilde{\mathbb{U}}_n^{\text{IPW}}(\boldsymbol{\theta}_q, \boldsymbol{\alpha})$  and  $\mathbb{U}_n^{\text{IPW}}(\boldsymbol{\theta}_q, \boldsymbol{\alpha})$ , respectively. If one can show that, for every  $j$ ,

$$\left| E \left[ \sqrt{n} \mathbb{P}_n \left[ \tilde{\mathbb{U}}_{\boldsymbol{\theta}_q, j}^{\text{IPW}}(\boldsymbol{O}; \boldsymbol{\theta}_q, \boldsymbol{\alpha}) - \mathbb{U}_{\boldsymbol{\theta}_q, j}^{\text{IPW}}(\boldsymbol{O}; \boldsymbol{\theta}_q, \boldsymbol{\alpha}) \right] \right] \right| = o(1), \quad (\text{s37})$$

$$\text{Var} \left( \sqrt{n} \mathbb{P}_n \left[ \tilde{\mathbb{U}}_{\boldsymbol{\theta}_q, j}^{\text{IPW}}(\boldsymbol{O}; \boldsymbol{\theta}_q, \boldsymbol{\alpha}) - \mathbb{U}_{\boldsymbol{\theta}_q, j}^{\text{IPW}}(\boldsymbol{O}; \boldsymbol{\theta}_q, \boldsymbol{\alpha}) \right] \right) = o(1), \quad (\text{s38})$$

uniformly for  $(\boldsymbol{\theta}_q, \boldsymbol{\alpha}) \in \Xi'$ , we will complete the proof.

Observing  $\mathcal{K}(-d) - \mathbb{I}(d \leq 0) = \mathcal{K}(-|d|)(1 - 2\mathbb{I}(d \leq 0))$ , we have that

$$\begin{aligned} & E \left[ \mathcal{K}(-d) - \mathbb{I}(d \leq 0) | \bar{A}_K, \bar{\mathbf{L}}_K \right] \\ &= \int_{\epsilon} \mathcal{K}(-|d|)(1 - 2\mathbb{I}(d \leq 0)) f_\epsilon(\epsilon) d\epsilon \\ &= \int_{\epsilon} \mathcal{K}(-|\epsilon/\tau_n)(1 - 2\mathbb{I}(\epsilon \leq 0)) f_\epsilon(\epsilon) d\epsilon \\ &= \tau_n \int_t \mathcal{K}(-|t|)(1 - 2\mathbb{I}(t \leq 0)) f_\epsilon(\tau_n t) dt \quad (\text{let } t = \epsilon/\tau_n) \\ &= \tau_n \int_t \mathcal{K}(-|t|)(1 - 2\mathbb{I}(t \leq 0)) \left( f_\epsilon(0) + f'_\epsilon(\psi(t)) \tau_n t \right) dt, \end{aligned}$$

where  $\psi(t)$  is between 0 and  $\tau_n t$ . Because  $\int \mathcal{K}(-|t|)(1 - 2\mathbb{I}(t \leq 0)) dt = 0$ , we have  $\int \mathcal{K}(-|t|)(1 - 2\mathbb{I}(t \leq 0)) f_\epsilon(0) dt = 0$ . Also,  $f'_\epsilon(\cdot)$  is bounded (point 4'), and therefore

$$\left| \tau_n \int \mathcal{K}(-|t|)(1 - 2\mathbb{I}(t \leq 0)) f'_\epsilon(\psi(t)) \tau_n t dt \right| \leq M \tau_n^2,$$

for some fixed  $M > 0$ . Therefore, we obtain

$$\left| E \left[ \mathcal{K}(-d) - \mathbb{I}(d \leq 0) | \bar{A}_K, \bar{\mathbf{L}}_K \right] \right| \leq M \tau_n^2. \quad (\text{s39})$$

It follows that, as  $n \rightarrow \infty$ ,

$$\begin{aligned} & \left| E \left[ \sqrt{n} \mathbb{P}_n \left[ \tilde{\mathbb{U}}_{\boldsymbol{\theta}_q, j}^{\text{IPW}}(\boldsymbol{O}; \boldsymbol{\theta}_q, \boldsymbol{\alpha}) - \mathbb{U}_{\boldsymbol{\theta}_q, j}^{\text{IPW}}(\boldsymbol{O}; \boldsymbol{\theta}_q, \boldsymbol{\alpha}) \right] \right] \right| \\ &= \left| \sqrt{n} E \left[ \frac{d_j(\bar{A}_K, \mathbf{Z}; \boldsymbol{\theta}_q)}{\bar{\pi}_K(\bar{A}_K, \bar{\mathbf{L}}_K, \boldsymbol{\alpha})} \left( \mathcal{K}(-d) - \mathbb{I}(d \leq 0) \right) \right] \right| \\ & \quad (\text{In above, } d_j(\bar{A}_K, \mathbf{Z}; \boldsymbol{\theta}_q) \text{ is the } j^{\text{th}} \text{ element of } d(\bar{A}_K, \mathbf{Z}; \boldsymbol{\theta}_q)) \\ &= \left| \sqrt{n} E \left[ \frac{d_j(\bar{A}_K, \mathbf{Z}; \boldsymbol{\theta}_q)}{\bar{\pi}_K(\bar{A}_K, \bar{\mathbf{L}}_K, \boldsymbol{\alpha})} E \left[ \mathcal{K}(-d) - \mathbb{I}(d \leq 0) | \bar{A}_K, \bar{\mathbf{L}}_K \right] \right] \right| \\ &\leq \sqrt{n} \times \sup_{(\boldsymbol{\alpha}, \boldsymbol{\theta}_q) \in \Xi'} E \left| \frac{d_j(\bar{A}_K, \mathbf{Z}; \boldsymbol{\theta}_q)}{\bar{\pi}_K(\bar{A}_K, \bar{\mathbf{L}}_K, \boldsymbol{\alpha})} \right| \times M \tau_n^2 \\ &= O(n^{1/2} \tau_n^2) = o(1). \end{aligned}$$

Now, we conclude (s37). Next, we shall prove (s38). Specifically,

$$\text{Var} \left( \sqrt{n} \mathbb{P}_n \left[ \tilde{\mathbb{U}}_{\boldsymbol{\theta}_q, j}^{\text{IPW}}(\boldsymbol{O}; \boldsymbol{\theta}_q, \boldsymbol{\alpha}) - \mathbb{U}_{\boldsymbol{\theta}_q, j}^{\text{IPW}}(\boldsymbol{O}; \boldsymbol{\theta}_q, \boldsymbol{\alpha}) \right] \right)$$

$$\begin{aligned}
&= \text{Var} \left[ \frac{d_j(\bar{A}_K, \mathbf{Z}; \boldsymbol{\theta}_q)}{\bar{\pi}_K(\bar{A}_K, \bar{\mathbf{L}}_K, \boldsymbol{\alpha})} \mathcal{K}(-|d|)(1 - 2\mathbb{I}(d \leq 0)) \right] \\
&\leq E \left[ \left( \frac{d_j(\bar{A}_K, \mathbf{Z}; \boldsymbol{\theta}_q)}{\bar{\pi}_K(\bar{A}_K, \bar{\mathbf{L}}_K, \boldsymbol{\alpha})} \mathcal{K}(-|d|)(1 - 2\mathbb{I}(d \leq 0)) \right)^2 \right] \\
&= E \left[ \frac{d_j^2(\bar{A}_K, \mathbf{Z}; \boldsymbol{\theta}_q)}{\bar{\pi}_K^2(\bar{A}_K, \bar{\mathbf{L}}_K, \boldsymbol{\alpha})} \mathcal{K}^2(-|d|) \right] \\
&= E \left[ \frac{d_j^2(\bar{A}_K, \mathbf{Z}; \boldsymbol{\theta}_q)}{\bar{\pi}_K^2(\bar{A}_K, \bar{\mathbf{L}}_K, \boldsymbol{\alpha})} E[\mathcal{K}^2(-|d|) | \bar{A}_K, \bar{\mathbf{L}}_K] \right],
\end{aligned}$$

where

$$\begin{aligned}
&E[\mathcal{K}^2(-|d|) | \bar{A}_K, \bar{\mathbf{L}}_K] \\
&= \int_{\epsilon} \mathcal{K}^2(-|d|) f_{\epsilon}(\epsilon) d\epsilon = \tau_n \int_t \mathcal{K}^2(-|t|) f_{\epsilon}(\tau_n t) dt \\
&= \tau_n \int_{t > n^{1/4}} \mathcal{K}^2(-|t|) f_{\epsilon}(\tau_n t) dt + \tau_n \int_{t \leq n^{1/4}} \mathcal{K}^2(-|t|) f_{\epsilon}(\tau_n t) dt \\
&\leq \mathcal{K}^2(-|n^{1/4}|) \int_{t > n^{1/4}} f_{\epsilon}(\tau_n t) d(\tau_n t) + \tau_n n^{1/4} f_{\epsilon}(\psi) \quad (\psi \text{ is a value between } -\tau_n n^{1/4} \text{ and } \tau_n n^{1/4}) \\
&\leq \mathcal{K}^2(-n^{1/4}) + \tau_n n^{1/4} f_{\epsilon}(\psi) \\
&\quad (\text{since } f_{\epsilon}(\psi) \leq M \text{ for a constant } M \text{ as it is uniformly bounded (point 4')}, \text{ we have}) \\
&\leq \mathcal{K}^2(-n^{1/4}) + M \tau_n n^{1/4}.
\end{aligned}$$

It suggests that

$$\begin{aligned}
\text{Var} \left( \sqrt{n} \mathbb{P}_n \left[ \tilde{\mathbb{U}}_{\boldsymbol{\theta}_q, j}^{\text{IPW}}(\mathbf{O}; \boldsymbol{\theta}_q, \boldsymbol{\alpha}) - \mathbb{U}_{\boldsymbol{\theta}_q, j}^{\text{IPW}}(\mathbf{O}; \boldsymbol{\theta}_q, \boldsymbol{\alpha}) \right] \right) &\leq E \left[ \frac{d_j^2(\bar{A}_K, \mathbf{Z}; \boldsymbol{\theta}_q)}{\bar{\pi}_K^2(\bar{A}_K, \bar{\mathbf{L}}_K, \boldsymbol{\alpha})} \right] \times (\mathcal{K}^2(-n^{1/4}) + M \tau_n n^{1/4}) \\
&= o(1).
\end{aligned}$$

This concludes that (s38) holds. We now complete the proof.  $\square$

**Lemma 10.** Define  $\tilde{\mathbf{S}}_{\boldsymbol{\theta}_q, \boldsymbol{\alpha}}^{\text{IPW}} = \mathbb{P}_n \left[ \frac{\partial}{\partial \boldsymbol{\alpha}} \tilde{\mathbb{U}}_{\boldsymbol{\theta}_q}^{\text{IPW}}(\mathbf{O}; \boldsymbol{\theta}_q, \boldsymbol{\alpha}) \right]$ ,  $\mathbf{S}_{\boldsymbol{\theta}_q, \boldsymbol{\alpha}}^{\text{IPW}} = E \left[ \frac{\partial}{\partial \boldsymbol{\alpha}} \bar{\mathbb{U}}_{\boldsymbol{\theta}_q}^{\text{IPW}}(\mathbf{O}; \boldsymbol{\theta}_q, \boldsymbol{\alpha}) \right]$ ,  $\tilde{\mathbf{I}}_{\boldsymbol{\theta}_q}^{\text{IPW}} = \mathbb{P}_n \left[ \frac{\partial}{\partial \boldsymbol{\theta}_q} \tilde{\mathbb{U}}_{\boldsymbol{\theta}_q}^{\text{IPW}}(\mathbf{O}; \boldsymbol{\theta}_q, \boldsymbol{\alpha}) \right]$ , and  $\mathbf{I}_{\boldsymbol{\theta}_q}^{\text{IPW}} = E \left[ \frac{\partial}{\partial \boldsymbol{\theta}_q} \bar{\mathbb{U}}_{\boldsymbol{\theta}_q}^{\text{IPW}}(\mathbf{O}; \boldsymbol{\theta}_q, \boldsymbol{\alpha}) \right]$ , then we can show

$$\tilde{\mathbf{S}}_{\boldsymbol{\theta}_q, \boldsymbol{\alpha}}^{\text{IPW}} = \mathbf{S}_{\boldsymbol{\theta}_q, \boldsymbol{\alpha}}^{\text{IPW}} + o_p(1) \quad \text{and} \quad \tilde{\mathbf{I}}_{\boldsymbol{\theta}_q}^{\text{IPW}} = \mathbf{I}_{\boldsymbol{\theta}_q}^{\text{IPW}} + o_p(1),$$

uniformly in  $(\boldsymbol{\theta}_q, \boldsymbol{\alpha}) \in \Xi'$ .

*Proof.* Here, we shall follow the notations used in the proof of Lemma 9. Let  $\bar{\mathbf{S}}_{\boldsymbol{\theta}_q, \boldsymbol{\alpha}}^{\text{IPW}} = \mathbb{P}_n \left[ \frac{\partial}{\partial \boldsymbol{\alpha}} \bar{\mathbb{U}}_{\boldsymbol{\theta}_q}^{\text{IPW}}(\mathbf{O}; \boldsymbol{\theta}_q, \boldsymbol{\alpha}) \right]$ . We can show that

$$\begin{aligned}
\tilde{\mathbf{S}}_{\boldsymbol{\theta}_q, \boldsymbol{\alpha}}^{\text{IPW}} - \bar{\mathbf{S}}_{\boldsymbol{\theta}_q, \boldsymbol{\alpha}}^{\text{IPW}} &= \mathbb{P}_n \left[ \frac{\partial D(\boldsymbol{\theta}_q, \boldsymbol{\alpha})}{\partial \boldsymbol{\alpha}} (\mathcal{K}(-d) - F_{\epsilon}(0)) \right] \\
&= E \left[ \frac{\partial D(\boldsymbol{\theta}_q, \boldsymbol{\alpha})}{\partial \boldsymbol{\alpha}} (E[\mathcal{K}(-d) | \bar{A}_K, \bar{\mathbf{L}}_K] - F_{\epsilon}(0)) \right] + o_p(1),
\end{aligned}$$

where

$$\begin{aligned}
|E[\mathcal{K}(d)|\bar{A}_K, \bar{\mathbf{L}}_K] - F_\epsilon(0)| &= |E[\mathcal{K}(-d)|\bar{A}_k, \bar{\mathbf{L}}_K] - E[\mathbb{I}(d \leq 0)|\bar{A}_k, \bar{\mathbf{L}}_K]| \\
&= |E[\mathcal{K}(-d) - \mathbb{I}(d \leq 0)|\bar{A}_k, \bar{\mathbf{L}}_K]| \\
&\leq M\tau_n^2 \quad (\text{see equation (s39)}) \\
&= o(n^{-1/2}).
\end{aligned}$$

This suggests  $\tilde{\mathbf{S}}_{\theta_q, \alpha}^{\text{IPW}} = \bar{\mathbf{S}}_{\theta_q, \alpha}^{\text{IPW}} + o_p(1)$ . Then, noticing  $E[\bar{\mathbf{S}}_{\theta_q, \alpha}] = \mathbf{S}_{\theta_q, \alpha}^{\text{IPW}}$ , we have  $\bar{\mathbf{S}}_{\theta_q, \alpha}^{\text{IPW}} = \mathbf{S}_{\theta_q, \alpha}^{\text{IPW}} + o_p(1)$  by uniform law of large numbers. This concludes  $\tilde{\mathbf{S}}_{\theta_q, \alpha}^{\text{IPW}} = \mathbf{S}_{\theta_q, \alpha}^{\text{IPW}} + o_p(1)$ .

Define  $h'(\bar{A}_K, \mathbf{Z}; \theta_q) = \frac{\partial}{\partial \theta_q} h(\bar{A}_K, \mathbf{Z}; \theta_q)$  and  $\bar{\mathbf{I}}_{\theta_q}^{\text{IPW}} = \mathbb{P}_n \left[ \frac{\partial}{\partial \theta_q} \bar{\mathbf{U}}_{\theta_q}^{\text{IPW}}(\mathbf{O}; \theta_q, \alpha) \right]$ . We can show that

$$\begin{aligned}
\tilde{\mathbf{I}}_{\theta_q}^{\text{IPW}} - \bar{\mathbf{I}}_{\theta_q}^{\text{IPW}} &= \mathbb{P}_n \left[ \frac{\partial}{\partial \theta_q} D(\theta_q, \alpha) (\mathcal{K}(d) - F_\epsilon(0)) \right] + \mathbb{P}_n \left[ h'(\bar{a}_K, \mathbf{Z}; \theta_q) D(\theta_q, \alpha) \left( \frac{1}{\tau_n} \mathcal{K}'(d) - f_\epsilon(0) \right) \right] \\
&= E \left[ \frac{\partial}{\partial \theta_q} D(\theta_q, \alpha) (E[\mathcal{K}(d)|\bar{A}_K, \bar{\mathbf{L}}_K] - F_\epsilon(0)) \right] \\
&\quad + E \left[ h'(\bar{a}_K, \mathbf{Z}; \theta_q) D(\theta_q, \alpha) \left( E \left[ \frac{1}{\tau_n} \mathcal{K}'(d) | \bar{A}_K, \bar{\mathbf{L}}_K \right] - f_\epsilon(0) \right) \right] + o_p(1) \quad (\text{s40})
\end{aligned}$$

Since  $|E[\mathcal{K}(d)|\bar{A}_K, \bar{\mathbf{L}}_K] - F_\epsilon(0)| = o(1)$ , the first term in the previous formula is  $o(1)$ . Moreover,

$$\begin{aligned}
\left| \frac{1}{\tau_n} E[\mathcal{K}'(d)|\bar{A}_K, \bar{\mathbf{L}}_K] - f_\epsilon(0) \right| &= \left| \frac{1}{\tau_n} \int_\epsilon \mathcal{K}' \left( \frac{\epsilon}{\tau_n} \right) f_\epsilon(\epsilon) d\epsilon - f_\epsilon(0) \right| \\
&= \left| \int_t \mathcal{K}'(t) f_\epsilon(t\tau_n) dt - f_\epsilon(0) \right| \\
&= \left| \int_t \mathcal{K}'(t) \left( f_\epsilon(0) + t\tau_n f'_\epsilon(\psi(t)) \right) dt - f_\epsilon(0) \right| \\
&= \left| \int_t \mathcal{K}'(t) t\tau_n f'_\epsilon(\psi(t)) dt \right| \\
&\leq \tau_n \int_t \left| \mathcal{K}'(t) t f'_\epsilon(\psi(t)) \right| dt,
\end{aligned}$$

where  $\psi(t)$  lies between 0 and  $\tau_n t$ . Because  $f'_\epsilon(\cdot)$  is uniformly bounded (point 4'), there exists a positive constant  $M$  such that  $f'_\epsilon(\psi(t)) < M$ , which implies  $\tau_n \int_t \left| \mathcal{K}'(t) t f'_\epsilon(\psi(t)) \right| dt \leq M\tau_n \int_t \left| \mathcal{K}'(t) t \right| dt = o(1)$ . Now we conclude

$$\left| \frac{1}{\tau_n} E[\mathcal{K}'(d)|\bar{A}_K, \bar{\mathbf{L}}_K] - f_\epsilon(0) \right| = o(1),$$

which suggests the second term of (s40) is  $o(1)$ . Therefore, we conclude

$$\tilde{\mathbf{I}}_{\theta_q}^{\text{IPW}} = \bar{\mathbf{I}}_{\theta_q}^{\text{IPW}} + o_p(1).$$

This and observing  $\bar{\mathbf{I}}_{\theta_q}^{\text{IPW}} = \mathbf{I}_{\theta_q}^{\text{IPW}} + o(1)$  by uniform law of large numbers, we conclude

$$\tilde{\mathbf{I}}_{\theta_q}^{\text{IPW}} = \mathbf{I}_{\theta_q}^{\text{IPW}} + o_p(1).$$

□

### Proof of Theorem 3

Combining (s31) and (s36), one can show

$$\sup_{\boldsymbol{\theta}_q \in \Theta} \left\| \mathbb{P}_n[\tilde{\mathbb{U}}_{\boldsymbol{\theta}_q}^{\text{IPW}}(\mathbf{O}; \boldsymbol{\theta}_q, \hat{\boldsymbol{\alpha}})] - \mathbb{P}_n[\bar{\mathbb{U}}_{\boldsymbol{\theta}_q}^{\text{IPW}}(\mathbf{O}; \boldsymbol{\theta}_q, \boldsymbol{\alpha}_0)] \right\| = o_p(n^{-1/2+\epsilon}), \quad \text{a.s.}$$

Then, following similar arguments for proving the  $\sqrt{n}$ -consistency of  $\hat{\boldsymbol{\theta}}_q^{\text{IPW}*}$  in (s32) of Lemma 8, one can also deduce that  $\hat{\boldsymbol{\theta}}_q^{\text{IPW}}$  is  $\sqrt{n}$ -consistent.

Next, we prove the asymptotic normality. According to Lemma 9, we have

$$\mathbb{P}_n \left[ \tilde{\mathbb{U}}_{\boldsymbol{\theta}_q}^{\text{IPW}}(\mathbf{O}; \boldsymbol{\theta}_q, \boldsymbol{\alpha}) \right] = \mathbb{P}_n \left[ \bar{\mathbb{U}}_{\boldsymbol{\theta}_q}^{\text{IPW}}(\mathbf{O}; \boldsymbol{\theta}_q, \boldsymbol{\alpha}) \right] + o_p(n^{-1/2})$$

Based on the expansion of  $\mathbb{P}_n \left[ \bar{\mathbb{U}}_{\boldsymbol{\theta}_q}^{\text{IPW}}(\mathbf{O}; \boldsymbol{\theta}_q, \boldsymbol{\alpha}) \right]$  (see (s34)) in the proof of Lemma 8, we have

$$\begin{aligned} \mathbb{P}_n \left[ \tilde{\mathbb{U}}_{\boldsymbol{\theta}_q}^{\text{IPW}}(\mathbf{O}; \boldsymbol{\theta}_q, \boldsymbol{\alpha}) \right] &= \mathbb{P}_n \left[ \bar{\mathbb{U}}_{\boldsymbol{\theta}_q}^{\text{IPW}}(\mathbf{O}; \boldsymbol{\theta}_{q0}, \boldsymbol{\alpha}_0) \right] \\ &\quad + \mathbb{P}_n \left[ \frac{\partial}{\partial \boldsymbol{\alpha}} \bar{\mathbb{U}}_{\boldsymbol{\theta}_q}^{\text{IPW}}(\mathbf{O}; \boldsymbol{\theta}_{q0}, \boldsymbol{\alpha}) \Big|_{\boldsymbol{\alpha}=\boldsymbol{\alpha}_0} \right] (\boldsymbol{\alpha} - \boldsymbol{\alpha}_0) \\ &\quad + \mathbb{P}_n \left[ \frac{\partial}{\partial \boldsymbol{\theta}_q} \bar{\mathbb{U}}_{\boldsymbol{\theta}_q}^{\text{IPW}}(\mathbf{O}; \boldsymbol{\theta}_q, \boldsymbol{\alpha}_0) \Big|_{\boldsymbol{\theta}_q=\boldsymbol{\theta}_{q0}} \right] (\boldsymbol{\theta}_q - \boldsymbol{\theta}_{q0}) + o_p(n^{-1/2}), \end{aligned}$$

for any  $(\boldsymbol{\theta}_q, \boldsymbol{\alpha})$  in the  $O(n^{-1/3})$  neighborhood of  $(\boldsymbol{\theta}_{q0}, \boldsymbol{\alpha}_0)$ . Because  $(\hat{\boldsymbol{\theta}}_q^{\text{IPW}}, \hat{\boldsymbol{\alpha}})$  is in the  $n^{-1/3}$  neighborhood of  $(\boldsymbol{\theta}_{q0}, \boldsymbol{\alpha}_0)$  and  $\mathbb{P}_n \left[ \tilde{\mathbb{U}}_{\hat{\boldsymbol{\theta}}_q}^{\text{IPW}}(\mathbf{O}; \hat{\boldsymbol{\theta}}_q^{\text{IPW}}, \hat{\boldsymbol{\alpha}}) \right] = \mathbf{0}$ , we have

$$\sqrt{n}(\hat{\boldsymbol{\theta}}_q^{\text{IPW}} - \boldsymbol{\theta}_{q0}) = - \left[ \mathcal{I}_{\boldsymbol{\theta}_{q0}}^{\text{IPW}} \right]^{-1} \sqrt{n} \mathbb{P}_n \left[ \bar{\mathbb{U}}_{\boldsymbol{\theta}_{q0}}^{\text{IPW}}(\mathbf{O}; \boldsymbol{\theta}_{q0}, \boldsymbol{\alpha}_0) - \boldsymbol{\mathcal{S}}_{\boldsymbol{\theta}_{q0}, \boldsymbol{\alpha}_0}^{\text{IPW}} \boldsymbol{\mathcal{I}}_{\boldsymbol{\alpha}_0}^{-1} \bar{\mathbb{U}}_{\boldsymbol{\alpha}_0}(\mathbf{O}; \boldsymbol{\alpha}_0) \right] + o_p(1). \quad (\text{s41})$$

This concludes that  $\hat{\boldsymbol{\theta}}_q^{\text{IPW}}$  and  $\hat{\boldsymbol{\theta}}_q^{\text{IPW}*}$  share the same influence function and therefore they are asymptotically equivalent such that  $\sqrt{n}(\hat{\boldsymbol{\theta}}_q^{\text{IPW}} - \hat{\boldsymbol{\theta}}_q^{\text{IPW}*}) = o_p(1)$ .

By (s41), we can deduce that  $\sqrt{n}(\hat{\boldsymbol{\theta}}_q^{\text{IPW}} - \boldsymbol{\theta}_{q0})$  converges to a multivariate normal distribution with mean zero and a finite variance-covariance matrix

$$\boldsymbol{\Sigma}^{\text{IPW}} = \left[ \mathcal{I}_{\boldsymbol{\theta}_{q0}}^{\text{IPW}} \right]^{-1} \boldsymbol{\mathcal{V}}^{\text{IPW}} \left[ \mathcal{I}_{\boldsymbol{\theta}_{q0}}^{\text{IPW}} \right]^{-T}$$

where  $\boldsymbol{\mathcal{V}}^{\text{IPW}} = E \left[ \left( \bar{\mathbb{U}}_{\boldsymbol{\theta}_{q0}}^{\text{IPW}}(\mathbf{O}; \boldsymbol{\theta}_{q0}, \boldsymbol{\alpha}_0) - \boldsymbol{\mathcal{S}}_{\boldsymbol{\theta}_{q0}, \boldsymbol{\alpha}_0}^{\text{IPW}} \boldsymbol{\mathcal{I}}_{\boldsymbol{\alpha}_0}^{-1} \bar{\mathbb{U}}_{\boldsymbol{\alpha}_0}(\mathbf{O}; \boldsymbol{\alpha}_0) \right)^{\otimes 2} \right]$ . To show  $\hat{\boldsymbol{\Sigma}}^{\text{IPW}}$  defined below Theorem 2 is a consistent estimator of  $\boldsymbol{\Sigma}^{\text{IPW}}$ , one may use the asymptotic normality results for  $(\hat{\boldsymbol{\alpha}}, \hat{\boldsymbol{\theta}}_q^{\text{IPW}})$  along with  $\mathbb{P}_n[\tilde{\mathbb{U}}_{\hat{\boldsymbol{\theta}}_q}^{\text{IPW}}(\mathbf{O}; \hat{\boldsymbol{\theta}}_q^{\text{IPW}}, \hat{\boldsymbol{\alpha}})] = \mathbb{P}_n[\bar{\mathbb{U}}_{\hat{\boldsymbol{\theta}}_q}^{\text{IPW}}(\mathbf{O}; \hat{\boldsymbol{\theta}}_q^{\text{IPW}}, \boldsymbol{\alpha}_0)] + o_p(n^{-1/2})$ ,  $\tilde{\boldsymbol{\mathcal{S}}}_{\hat{\boldsymbol{\theta}}_q, \hat{\boldsymbol{\alpha}}}^{\text{IPW}} = \boldsymbol{\mathcal{S}}_{\hat{\boldsymbol{\theta}}_q, \hat{\boldsymbol{\alpha}}}^{\text{IPW}} + o_p(1)$  and  $\tilde{\boldsymbol{\mathcal{I}}}_{\hat{\boldsymbol{\theta}}_q}^{\text{IPW}} = \boldsymbol{\mathcal{I}}_{\hat{\boldsymbol{\theta}}_q}^{\text{IPW}} + o_p(1)$  (Lemma 10).

## Appendix E: Asymptotic properties of the doubly robust estimators (Proof of Theorem 4)

Recall that the original doubly robust estimator  $\hat{\boldsymbol{\theta}}_q^{\text{DR}*}$  is obtained by solving the doubly robust estimating equation,  $\mathbb{P}_n \left[ \bar{\mathbb{U}}_{\hat{\boldsymbol{\theta}}_q}^{\text{DR}}(\mathbf{O}; \hat{\boldsymbol{\theta}}_q, \hat{\boldsymbol{\alpha}}, \hat{\boldsymbol{\beta}}) \right] = \mathbf{0}$ . Because this estimating equation is discontinuous with respect to  $\boldsymbol{\theta}_q$ , we propose to solve the smoothed doubly robust



estimating equation,  $\mathbb{P}_n \left[ \tilde{\mathbb{U}}_{\theta_q}^{\text{DR}}(\mathbf{O}; \theta_q, \hat{\alpha}, \hat{\beta}) \right] = \mathbf{0}$ , to obtain  $\hat{\theta}_q^{\text{DR}}$ . Also, we define

$$\mathbb{P}_n \left\{ \bar{\mathbb{U}}_{\theta_q}^{\text{DR}}(\mathbf{O}; \theta_q, \alpha, \beta) \right\} = \mathbb{P}_n \left\{ \bar{\mathbb{U}}_{\theta_q}^{(K)}(\mathbf{O}; \theta_q, \bar{\alpha}_K, \beta_K) + \sum_{k=1}^{K-1} \mathbb{U}_{\theta_q}^{(k)}(\mathbf{O}; \theta_q, \bar{\alpha}_k, \beta_k, \beta_{k+1}) + \mathbb{U}_{\theta_q}^{(0)}(\mathbf{O}; \theta_q, \beta_1) \right\},$$

where

$$\begin{aligned} & \bar{\mathbb{U}}_{\theta_q}^{(K)}(\mathbf{O}; \theta_q, \bar{\alpha}_K, \beta_K) \\ &= \frac{d(\bar{A}_K, \mathbf{Z}; \theta_q)}{\bar{\pi}_K(\bar{A}_K, \bar{\mathbf{L}}_K; \alpha)} \left\{ F_{Y|\bar{A}_K, \bar{\mathbf{L}}_K} \left( h(\bar{A}_K, \mathbf{Z}; \theta_q) | \bar{A}_K, \bar{\mathbf{L}}_K \right) - \Psi_K \left( h(\bar{A}_K, \mathbf{Z}; \theta_q), \bar{A}_K, \bar{\mathbf{L}}_K; \beta_K \right) \right\} \end{aligned}$$

and  $F_{Y|\bar{A}_K, \bar{\mathbf{L}}_K}$  is the true cumulative density function of  $Y$  given  $\bar{A}_K$  and  $\bar{\mathbf{L}}_K$ .

In this section, we investigate the asymptotic properties of  $\hat{\theta}_q^{\text{DR}*}$  and  $\hat{\theta}_q^{\text{DR}}$ . Assume the following:

- 1''. Assume that either the sequence of propensity score models  $\pi_k(\bar{A}_k, \bar{\mathbf{L}}_k; \alpha_k)$ ,  $k = 1, \dots, K$ , or the sequence of outcome regression models,  $\psi_k(Y_{\bar{A}_k, \bar{a}_{k+1}}, \bar{A}_k, \bar{a}_{k+1}, \bar{\mathbf{L}}_k; \beta_k)$ ,  $k = 1, \dots, K$ , are correctly specified. Let  $\alpha_0 = [\alpha_{1,0}^T, \dots, \alpha_{K,0}^T]^T$  and  $\beta_0 = [\beta_{1,0}^T, \dots, \beta_{K,0}^T]^T$  be the true parameter of  $\alpha$  and  $\beta$ , respectively.
- 2''. There exists a finite vector  $\alpha^*$  such that  $\mathbb{P}_n[\mathbb{U}_\alpha(\mathbf{O}; \alpha)] = \mathbf{0}$ , where  $\mathbb{U}_\alpha(\mathbf{O}; \alpha)$  is the estimating score for  $\alpha$  (also see Appendix C for the definition). And there exists a finite vector  $\beta^*$  such that  $\mathbb{P}_n[\mathbb{U}_\beta(\mathbf{O}; \beta)] = \mathbf{0}$ , where  $\mathbb{U}_\beta(\mathbf{O}; \beta)$  is the estimating score for  $\beta$  (also see Appendix A for the definition). If the propensity score models are correctly specified, then  $\alpha^* = \alpha_0$ ; if the outcome regression models are correctly specified, then  $\beta^* = \beta_0$ .
- 3''. Let  $\Xi'' = \mathbf{A} \times \mathbf{B} \times \Theta$  be a bounded convex neighborhood of  $(\alpha^*, \beta^*, \theta_{q0})$ . Suppose that  $\mathbb{U}_{\theta_q}^{(K)}(\mathbf{O}; \theta_q, \bar{\alpha}_K, \beta_K)$  is dominated by certain square-integrable function and is also P-Glivenko-Cantelli for  $(\alpha, \beta, \theta_q) \in \Xi''$ . Assume that the functions  $\{\mathbb{U}_\alpha(\mathbf{O}; \alpha), \mathbb{U}_\beta(\mathbf{O}; \beta), \tilde{\mathbb{U}}_{\theta_q}^{(K)}(\mathbf{O}; \theta_q, \bar{\alpha}_K, \beta), \bar{\mathbb{U}}_{\theta_q}^{(K)}(\mathbf{O}; \theta_q, \bar{\alpha}_K, \beta), \mathbb{U}_{\theta_q}^{(0)}(\mathbf{O}; \theta_q, \beta_1), \mathbb{U}_{\theta_q}^{(k)}(\mathbf{O}; \theta_q, \bar{\alpha}_k, \beta_k, \beta_{k+1}), k = 1, \dots, K-1\}$  and their first order derivatives with respect to  $(\alpha, \beta, \theta_q)$  are continuous, dominated by certain square-integrable functions, and are also P-Glivenko-Cantelli for  $(\alpha, \beta, \theta_q) \in \Xi''$ . Further assume that  $\{\pi_k(\bar{A}_k, \bar{\mathbf{L}}_k; \alpha_k), k = 1, \dots, K\}$  is bounded away from 0 for any  $\alpha \in \mathbf{A}$ .
- 4''. Assume that  $\mathcal{I}_{\alpha^*} = \frac{\partial}{\partial \alpha} E[\mathbb{U}_\alpha(\mathbf{O}; \alpha)] \Big|_{\alpha=\alpha^*}$  and  $\mathcal{I}_{\beta^*} = \frac{\partial}{\partial \beta} E[\mathbb{U}_\beta(\mathbf{O}; \beta)] \Big|_{\beta=\beta^*}$  are negative definite. Also,  $\mathcal{I}_{\theta_{q0}}^{\text{DR}} = \frac{\partial}{\partial \theta_q} E[\bar{\mathbb{U}}_{\theta_q}^{\text{DR}}(\mathbf{O}; \theta_q, \alpha^*, \beta^*)] \Big|_{\theta_q=\theta_{q0}}$  is negative definite.
- 5''. Define  $f'_{Y|\bar{A}_K, \bar{\mathbf{L}}_K}(y|\bar{A}_K, \bar{\mathbf{L}}_K) = \frac{\partial}{\partial y} f_{Y|\bar{A}_K, \bar{\mathbf{L}}_K}(y|\bar{a}_K, \bar{\mathbf{L}}_K)$ . Assume that  $\{F_{Y|\bar{A}_K, \bar{\mathbf{L}}_K}(y|\bar{A}_K, \bar{\mathbf{L}}_K), f_{Y|\bar{A}_K, \bar{\mathbf{L}}_K}(y|\bar{A}_K, \bar{\mathbf{L}}_K), f'_{Y|\bar{A}_K, \bar{\mathbf{L}}_K}(y|\bar{A}_K, \bar{\mathbf{L}}_K)\}$  are absolutely continuous with respect to  $y \in [y_{\min}, y_{\max}]$  and uniformly bounded.

**Lemma 11.** *Under points 2''-4'', we have*

$$\begin{aligned} \sqrt{n}(\hat{\alpha} - \alpha^*) &= -\mathcal{I}_{\alpha^*}^{-1} \sqrt{n} \mathbb{P}_n[\mathbb{U}_\alpha(\mathbf{O}; \alpha^*)] + o_p(1), \\ \sqrt{n}(\hat{\beta} - \beta^*) &= -\mathcal{I}_{\beta^*}^{-1} \sqrt{n} \mathbb{P}_n[\mathbb{U}_\beta(\mathbf{O}; \beta^*)] + o_p(1). \end{aligned}$$

*Proof.* The proof is similar to that of Lemma 3 and 5 and is omitted here.  $\square$

**Lemma 12.** *Under points 1'' and 2'', we have*

(i) *The original doubly robust estimating equation,  $\mathbb{P}_n \left[ \mathbb{U}_{\theta_q}^{DR}(\mathbf{O}; \theta_q, \alpha, \beta) \right]$ , is unbiased such that  $E \left[ \mathbb{U}_{\theta_q}^{DR}(\mathbf{O}; \theta_{q0}, \alpha^*, \beta^*) \right] = \mathbf{0}$ .*

(ii) *Moreover,  $\mathbb{P}_n \left[ \bar{\mathbb{U}}_{\theta_q}^{DR}(\mathbf{O}; \theta_q, \alpha, \beta) \right]$  is also an unbiased estimating equation such that  $E \left[ \bar{\mathbb{U}}_{\theta_q}^{DR}(\mathbf{O}; \theta_{q0}, \alpha^*, \beta^*) \right] = \mathbf{0}$ .*

*Proof.* Here we only prove item (i), where item (ii) can be proved by the same strategy. Item (i) is a conclusion of the following two facts.

(1)  $E \left[ \mathbb{U}_{\theta_q}^{DR}(\mathbf{O}; \theta_{q0}, \alpha^*, \beta^*) \right] = \mathbf{0}$  if the outcome models are correct ( $\beta^* = \beta_0$ ).

Notice that, if the outcome models are correct ( $\beta^* = \beta_0$ ), we have  $\Psi_k(y, \bar{A}_k, \underline{a}_{k+1}, \bar{\mathbf{L}}_k; \beta_{k,0}) = F_{Y_{\bar{A}_k, \underline{a}_{k+1}} | \bar{A}_k, \bar{\mathbf{L}}_k}(y | \bar{A}_k, \bar{\mathbf{L}}_k)$ ,  $k = 1, \dots, K$ . First, we can show

$$\begin{aligned} & E \left[ \mathbb{U}_{\theta_q}^{(K)}(\mathbf{O}; \theta_{q0}, \alpha^*, \beta_0) | \bar{A}_K, \bar{\mathbf{L}}_K \right] \\ &= E \left[ \frac{d(\bar{A}_K, \mathbf{Z}; \theta_{q0})}{\bar{\pi}_K(\bar{A}_K, \bar{\mathbf{L}}_K; \alpha^*)} \left\{ \mathbb{I}(Y \leq h(\bar{A}_K, \mathbf{Z}; \theta_{q0})) - \Psi_K(h(\bar{A}_K, \mathbf{Z}; \theta_{q0}), \bar{A}_K, \bar{\mathbf{L}}_K; \beta_{K,0}) \right\} | \bar{A}_K, \bar{\mathbf{L}}_K \right] \\ &= \frac{d(\bar{A}_K, \mathbf{Z}; \theta_{q0})}{\bar{\pi}_K(\bar{A}_K, \bar{\mathbf{L}}_K; \alpha^*)} \left\{ E \left[ \mathbb{I}(Y \leq h(\bar{A}_K, \mathbf{Z}; \theta_{q0})) | \bar{A}_K, \bar{\mathbf{L}}_K \right] - F_{Y_{\bar{A}_K} | \bar{A}_K, \bar{\mathbf{L}}_K}(h(\bar{A}_K, \mathbf{Z}; \theta_{q0}) | \bar{A}_K, \bar{\mathbf{L}}_K) \right\} \\ &= \mathbf{0}, \end{aligned}$$

which suggests  $E \left[ \mathbb{U}_{\theta_q}^{(K)}(\mathbf{O}; \theta_{q0}, \alpha^*, \beta_0) \right] = \mathbf{0}$ . Similarly, we can show that, for  $k = 1, \dots, K-1$ ,

$$\begin{aligned} & E \left[ \mathbb{U}_{\theta_q}^{(k)}(\mathbf{O}; \theta_{q0}, \alpha^*, \beta_0) | \bar{A}_k, \bar{\mathbf{L}}_k \right] \\ &= \sum_{\underline{a}_{k+1}} \frac{d(\bar{A}_k, \underline{a}_{k+1}, \mathbf{Z}; \theta_{q0})}{\bar{\pi}_k(\bar{A}_k, \bar{\mathbf{L}}_k; \alpha^*)} E \left[ \left\{ \Psi_{k+1}(h(\bar{A}_k, \underline{a}_{k+1}, \mathbf{Z}; \theta_{q0}), \bar{A}_k, \underline{a}_{k+1}, \bar{\mathbf{L}}_{k+1}; \beta_{k+1,0}) - \right. \right. \\ & \quad \left. \left. \Psi_k(h(\bar{A}_k, \underline{a}_{k+1}, \mathbf{Z}; \theta_{q0}), \bar{A}_k, \underline{a}_{k+1}, \bar{\mathbf{L}}_k; \beta_{k,0}) \right\} | \bar{A}_k, \bar{\mathbf{L}}_k \right] \\ &= \sum_{\underline{a}_{k+1}} \frac{d(\bar{A}_k, \underline{a}_{k+1}, \mathbf{Z}; \theta_{q0})}{\bar{\pi}_k(\bar{A}_k, \bar{\mathbf{L}}_k; \alpha^*)} \left\{ E \left[ F_{Y_{\bar{A}_k, \underline{a}_{k+1}} | \bar{A}_k, \bar{\mathbf{L}}_k}(h(\bar{A}_k, \underline{a}_{k+1}, \mathbf{Z}; \theta_{q0}) | \bar{A}_k, \bar{\mathbf{L}}_k) \right] \right. \\ & \quad \left. - F_{Y_{\bar{A}_k, \underline{a}_{k+1}} | \bar{A}_k, \bar{\mathbf{L}}_k}(h(\bar{A}_k, \underline{a}_{k+1}, \mathbf{Z}; \theta_{q0}) | \bar{A}_k, \bar{\mathbf{L}}_k) \right\} \end{aligned}$$

where

$$\begin{aligned} & E \left[ F_{Y_{\bar{A}_k, \underline{a}_{k+1}} | \bar{A}_k, \bar{\mathbf{L}}_k}(h(\bar{A}_k, \underline{a}_{k+1}, \mathbf{Z}; \theta_{q0}) | \bar{A}_k, \bar{\mathbf{L}}_k) \right] \\ &= E \left[ E \left[ \mathbb{I}(Y_{\bar{A}_k, \underline{a}_{k+1}} \leq h(\bar{A}_k, \underline{a}_{k+1}, \mathbf{Z}; \theta_{q0})) | \bar{A}_k, \bar{\mathbf{L}}_k \right] \right] \\ &= E \left[ E \left[ \mathbb{I}(Y_{\bar{A}_k, \underline{a}_{k+1}} \leq h(\bar{A}_k, \underline{a}_{k+1}, \mathbf{Z}; \theta_{q0})) | \bar{A}_k, \bar{\mathbf{L}}_{k+1} \right] | \bar{A}_k, \bar{\mathbf{L}}_k \right] \quad (\text{by A2 } Y_{\bar{a}_K} \perp A_{k+1} | \bar{A}_k = \bar{a}_k, \bar{\mathbf{L}}_{k+1}) \\ &= E \left[ \mathbb{I}(Y_{\bar{A}_k, \underline{a}_{k+1}} \leq h(\bar{A}_k, \underline{a}_{k+1}, \mathbf{Z}; \theta_{q0})) | \bar{A}_k, \bar{\mathbf{L}}_k \right] = F_{Y_{\bar{A}_k, \underline{a}_{k+1}} | \bar{A}_k, \bar{\mathbf{L}}_k}(h(\bar{A}_k, \underline{a}_{k+1}, \mathbf{Z}; \theta_{q0}) | \bar{A}_k, \bar{\mathbf{L}}_k). \end{aligned}$$

It follows that  $E \left[ \mathbb{U}_{\theta_q}^{(k)}(\boldsymbol{\theta}_{q0}, \boldsymbol{\alpha}^*, \boldsymbol{\beta}_0) | \bar{A}_k, \bar{\mathbf{L}}_k \right] = \mathbf{0}$  and thus  $E \left[ \mathbb{U}_{\theta_q}^{(k)}(\boldsymbol{\theta}_{q0}, \boldsymbol{\alpha}^*, \boldsymbol{\beta}_0) \right] = \mathbf{0}$ , for  $k = 1, \dots, K-1$ . Finally, from the arguments in the proof of Lemma 2, we know  $E \left[ \mathbb{U}_{\theta_q}^{(0)}(\mathbf{O}; \boldsymbol{\theta}_{q0}, \boldsymbol{\alpha}^*, \boldsymbol{\beta}_0) \right] = \mathbf{0}$ .

Combining the previous discussions, we conclude

$$E \left[ \mathbb{U}_{\theta_q}^{\text{DR}}(\mathbf{O}; \boldsymbol{\theta}_{q0}, \boldsymbol{\alpha}^*, \boldsymbol{\beta}^*) \right] = \sum_{k=0}^K E \left[ \mathbb{U}_{\theta_q}^{(k)}(\mathbf{O}; \boldsymbol{\theta}_{q0}, \boldsymbol{\alpha}^*, \boldsymbol{\beta}_0) \right] = \mathbf{0}.$$

(2)  $E \left[ \mathbb{U}_{\theta_q}^{\text{DR}}(\mathbf{O}; \boldsymbol{\theta}_{q0}, \boldsymbol{\alpha}^*, \boldsymbol{\beta}^*) \right] = \mathbf{0}$  if the propensity score models are correct ( $\boldsymbol{\alpha}^* = \boldsymbol{\alpha}_0$ )

We can rewrite the doubly robust estimating score as

$$\mathbb{U}_{\theta_q}^{\text{DR}}(\mathbf{O}; \boldsymbol{\theta}_q, \boldsymbol{\alpha}, \boldsymbol{\beta}) = \sum_{k=0}^K \mathbb{T}_{\theta_q}^{(k)}(\mathbf{O}; \boldsymbol{\theta}_q, \boldsymbol{\alpha}, \boldsymbol{\beta}),$$

where

$$\begin{aligned} \mathbb{T}_{\theta_q}^{(0)}(\mathbf{O}; \boldsymbol{\alpha}, \boldsymbol{\beta}) &= \frac{d(\bar{A}_K, \mathbf{Z}; \boldsymbol{\theta}_q)}{\bar{\pi}_K(\bar{A}_K, \bar{\mathbf{L}}_K; \boldsymbol{\alpha})} \times \mathbb{I}(Y \leq h(\bar{A}_K, \mathbf{Z}; \boldsymbol{\theta}_q)) - \sum_{\bar{a}_K \in \bar{\mathbb{A}}_K} d(\bar{a}_K, \mathbf{Z}; \boldsymbol{\theta}_q) \times q, \\ \mathbb{T}_{\theta_q}^{(k)}(\mathbf{O}; \boldsymbol{\theta}_q, \boldsymbol{\alpha}, \boldsymbol{\beta}) &= \sum_{\underline{a}_k \in \underline{\mathbb{A}}_k} \frac{d(\bar{A}_{k-1}, \underline{a}_k, \mathbf{Z}; \boldsymbol{\theta}_q)}{\bar{\pi}_{k-1}(\bar{A}_{k-1}, \bar{\mathbf{L}}_{k-1}; \bar{\boldsymbol{\alpha}}_{k-1})} \times \Psi_k(h(\bar{A}_{k-1}, \underline{a}_k, \mathbf{Z}; \boldsymbol{\theta}_q), \bar{A}_{k-1}, \underline{a}_k, \bar{\mathbf{L}}_k; \boldsymbol{\beta}_k) \\ &\quad - \sum_{\underline{a}_{k+1} \in \underline{\mathbb{A}}_{k+1}} \frac{d(\bar{A}_k, \underline{a}_{k+1}, \mathbf{Z}; \boldsymbol{\theta}_q)}{\bar{\pi}_k(\bar{A}_k, \bar{\mathbf{L}}_k; \bar{\boldsymbol{\alpha}}_k)} \times \Psi_k(h(\bar{A}_k, \underline{a}_{k+1}, \mathbf{Z}; \boldsymbol{\theta}_q), \bar{A}_k, \underline{a}_{k+1}, \bar{\mathbf{L}}_k; \boldsymbol{\beta}_k), \end{aligned}$$

for  $k = 1, \dots, K$ , and  $\bar{\pi}_0(\bar{A}_{-1}, \bar{\mathbf{L}}_{-1})$  is defined as 1 and  $\sum_{\underline{a}_{K+1} \in \underline{\mathbb{A}}_{K+1}} [V]$  used in  $\mathbb{T}_{\theta_q}^{(K)}(\mathbf{O}; \boldsymbol{\theta}_q, \boldsymbol{\alpha}, \boldsymbol{\beta})$  is defined as  $V$ .

We can show

$$\begin{aligned} E[\mathbb{T}_{\theta_q}^{(0)}(\mathbf{O}; \boldsymbol{\theta}_{q0}, \boldsymbol{\alpha}_0, \boldsymbol{\beta}^*)] &= E \left[ \frac{d(\bar{A}_K, \mathbf{Z}; \boldsymbol{\theta}_{q0})}{\bar{\pi}_K(\bar{A}_K, \bar{\mathbf{L}}_K; \bar{\boldsymbol{\alpha}}_K)} \times \mathbb{I}(Y \leq h(\bar{A}_K, \mathbf{Z}; \boldsymbol{\theta}_{q0})) - \sum_{\bar{a}_K \in \bar{\mathbb{A}}_K} d(\bar{a}_K, \mathbf{Z}; \boldsymbol{\theta}_{q0}) \times q \right] \\ &= E \left[ \sum_{\bar{a}_K \in \bar{\mathbb{A}}_K} \frac{d(\bar{a}_K, \mathbf{Z}; \boldsymbol{\theta}_{q0})}{\bar{\pi}_K(\bar{a}_K, \bar{\mathbf{L}}_K; \bar{\boldsymbol{\alpha}}_{K,0})} \left\{ \mathbb{I}(Y_{\bar{a}_K} \leq h(\bar{a}_K, \mathbf{Z}; \boldsymbol{\theta}_{q0})) - q \right\} \right] \\ &= E \left[ \mathbb{U}_{\theta_q}^{\text{IPW}}(\mathbf{O}; \boldsymbol{\theta}_{q0}, \boldsymbol{\alpha}_0) \right]. \end{aligned}$$

Because the IPW estimating score is unbiased when  $\boldsymbol{\alpha} = \boldsymbol{\alpha}_0$  (see Lemma 7), we conclude

$$E[\mathbb{T}_{\theta_q}^{(0)}(\mathbf{O}; \boldsymbol{\theta}_{q0}, \boldsymbol{\alpha}_0, \boldsymbol{\beta}^*)] = E[\mathbb{U}_{\theta_q}^{\text{IPW}}(\mathbf{O}; \boldsymbol{\theta}_{q0}, \boldsymbol{\alpha}_0)] = \mathbf{0}.$$

Next, we can show that the expectation of the second term in  $\mathbb{T}_{\theta_q}^{(k)}(\mathbf{O}; \boldsymbol{\theta}_{q0}, \boldsymbol{\alpha}_0, \boldsymbol{\beta}^*)$  ( $k = 1, \dots, K$ ) is

$$\begin{aligned} &E \left[ \sum_{\underline{a}_{k+1} \in \underline{\mathbb{A}}_{k+1}} \frac{d(\bar{A}_k, \underline{a}_{k+1}, \mathbf{Z}; \boldsymbol{\theta}_{q0})}{\bar{\pi}_k(\bar{A}_k, \bar{\mathbf{L}}_k; \bar{\boldsymbol{\alpha}}_{k,0})} \times \Psi_k(h(\bar{A}_k, \underline{a}_{k+1}, \mathbf{Z}; \boldsymbol{\theta}_{q0}), \bar{A}_k, \underline{a}_{k+1}, \bar{\mathbf{L}}_k; \boldsymbol{\beta}_k^*) \right] \\ &= E \left[ \sum_{\underline{a}_k \in \underline{\mathbb{A}}_k} \frac{d(\bar{A}_{k-1}, \underline{a}_k, \mathbf{Z}; \boldsymbol{\theta}_{q0}) \times \mathbb{I}(A_k = a_k)}{\bar{\pi}_{k-1}(\bar{A}_{k-1}, \bar{\mathbf{L}}_{k-1}; \bar{\boldsymbol{\alpha}}_{k-1,0}) \times \pi_k(a_k, \bar{A}_{k-1}, \bar{\mathbf{L}}_k; \boldsymbol{\alpha}_{k,0})} \times \Psi_k(h(\bar{A}_{k-1}, \underline{a}_k, \mathbf{Z}; \boldsymbol{\theta}_{q0}), \bar{A}_{k-1}, \underline{a}_k, \bar{\mathbf{L}}_k; \boldsymbol{\beta}_k^*) \right] \end{aligned}$$

$$\begin{aligned}
&= E \left\{ \sum_{\underline{a}_k \in \underline{\mathbb{A}}_k} E \left[ \frac{d(\bar{A}_{k-1}, \underline{a}_k, \mathbf{Z}; \boldsymbol{\theta}_{q0}) \times \mathbb{I}(A_k = a_k)}{\bar{\pi}_{k-1}(\bar{A}_{k-1}, \bar{\mathbf{L}}_{k-1}; \bar{\boldsymbol{\alpha}}_{k-1,0}) \times \pi_k(a_k, \bar{A}_{k-1}, \bar{\mathbf{L}}_k; \boldsymbol{\alpha}_{k,0})} \right. \right. \\
&\quad \left. \left. \times \Psi_k \left( h(\bar{A}_{k-1}, \underline{a}_k, \mathbf{Z}; \boldsymbol{\theta}_{q0}), \bar{A}_{k-1}, \underline{a}_k, \bar{\mathbf{L}}_k; \boldsymbol{\beta}_k^* \right) \middle| \bar{A}_{k-1}, a_k, \bar{\mathbf{L}}_k \right] \right\} \\
&= E \left\{ \sum_{\underline{a}_k \in \underline{\mathbb{A}}_k} \frac{d(\bar{A}_{k-1}, \underline{a}_k, \mathbf{Z}; \boldsymbol{\theta}_{q0})}{\bar{\pi}_{k-1}(\bar{A}_{k-1}, \bar{\mathbf{L}}_{k-1}; \bar{\boldsymbol{\alpha}}_{k-1,0})} \times \Psi_k \left( h(\bar{A}_{k-1}, \underline{a}_k, \mathbf{Z}; \boldsymbol{\theta}_{q0}), \bar{A}_{k-1}, \underline{a}_k, \bar{\mathbf{L}}_k; \boldsymbol{\beta}_k^* \right) \times \right. \\
&\quad \left. E \left[ \frac{\mathbb{I}(A_k = a_k)}{\pi_k(a_k, \bar{A}_{k-1}, \bar{\mathbf{L}}_k; \boldsymbol{\alpha}_{k,0})} \middle| \bar{A}_{k-1}, a_k, \bar{\mathbf{L}}_k \right] \right\} \\
&\quad = 1, \text{ by } E[\mathbb{I}(A_k = a_k) | \bar{A}_{k-1}, a_k, \bar{\mathbf{L}}_k] = \pi_k(a_k, \bar{A}_{k-1}, \bar{\mathbf{L}}_k; \boldsymbol{\alpha}_{k,0}) \\
&= E \left[ \sum_{\underline{a}_k \in \underline{\mathbb{A}}_k} \frac{d(\bar{A}_{k-1}, \underline{a}_k, \mathbf{Z}; \boldsymbol{\theta}_{q0})}{\bar{\pi}_{k-1}(\bar{A}_{k-1}, \bar{\mathbf{L}}_{k-1}; \bar{\boldsymbol{\alpha}}_{k-1,0})} \times \Psi_k \left( h(\bar{A}_{k-1}, \underline{a}_k, \mathbf{Z}; \boldsymbol{\theta}_{q0}), \bar{A}_{k-1}, \underline{a}_k, \bar{\mathbf{L}}_k; \boldsymbol{\beta}_k^* \right) \right],
\end{aligned}$$

which is actually the expectation of the first term in  $\mathbb{T}_{\boldsymbol{\theta}_q}^{(k)}(\mathbf{O}; \boldsymbol{\theta}_{q0}, \boldsymbol{\alpha}_0, \boldsymbol{\beta}^*)$ . This suggests that  $E[\mathbb{T}_{\boldsymbol{\theta}_q}^{(k)}(\mathbf{O}; \boldsymbol{\theta}_{q0}, \boldsymbol{\alpha}_0, \boldsymbol{\beta}^*)] = 0$ . This completes the proof.  $\square$

**Lemma 13.** *Under points 1''–5'', the doubly robust estimator,  $\widehat{\boldsymbol{\theta}}_q^{DR*}$ , by solving the original doubly robust estimating equation  $\mathbb{P}_n[\mathbb{U}_{\boldsymbol{\theta}_q}^{DR}(\mathbf{O}; \boldsymbol{\theta}_q, \widehat{\boldsymbol{\alpha}}, \widehat{\boldsymbol{\beta}})] = \mathbf{0}$  is CAN.*

*Proof.* Lemma 11 suggests that  $\widehat{\boldsymbol{\alpha}} = \boldsymbol{\alpha}^* + o_p(n^{-1/2+\epsilon})$  and  $\widehat{\boldsymbol{\beta}} = \boldsymbol{\beta}^* + o_p(n^{-1/2+\epsilon})$ . This, along with point 3'', can be used to show that, for any  $\epsilon > 0$ ,

$$\sup_{\boldsymbol{\theta}_q \in \Theta} \left\| \mathbb{P}_n[\mathbb{U}_{\boldsymbol{\theta}_q}^{DR}(\mathbf{O}; \boldsymbol{\theta}_q, \widehat{\boldsymbol{\alpha}}, \widehat{\boldsymbol{\beta}})] - \mathbb{P}_n[\mathbb{U}_{\boldsymbol{\theta}_q}^{DR}(\mathbf{O}; \boldsymbol{\theta}_q, \boldsymbol{\alpha}^*, \boldsymbol{\beta}^*)] \right\| = o_p(n^{-1/2+\epsilon}), \quad \text{a.s.} \quad (\text{s42})$$

Moreover, observing that  $E[\mathbb{U}_{\boldsymbol{\theta}_q}^{DR}(\mathbf{O}; \boldsymbol{\theta}_q, \boldsymbol{\alpha}^*, \boldsymbol{\beta}^*) - \bar{\mathbb{U}}_{\boldsymbol{\theta}_q}^{DR}(\mathbf{O}; \boldsymbol{\theta}_q, \boldsymbol{\alpha}^*, \boldsymbol{\beta}^*)] = \mathbf{0}$ , we can show

$$\sup_{(\boldsymbol{\alpha}, \boldsymbol{\beta}, \boldsymbol{\theta}_q) \in \Xi''} \left\| \mathbb{P}_n[\mathbb{U}_{\boldsymbol{\theta}_q}^{DR}(\mathbf{O}; \boldsymbol{\theta}_q, \boldsymbol{\alpha}^*, \boldsymbol{\beta}^*)] - \mathbb{P}_n[\bar{\mathbb{U}}_{\boldsymbol{\theta}_q}^{DR}(\mathbf{O}; \boldsymbol{\theta}_q, \boldsymbol{\alpha}^*, \boldsymbol{\beta}^*)] \right\| = o(n^{-1/2+\epsilon}) \quad \text{a.s.}$$

by uniform law of large numbers. This and (s42) suggest that

$$\sup_{\boldsymbol{\theta}_q \in \Theta} \left\| \mathbb{P}_n[\mathbb{U}_{\boldsymbol{\theta}_q}^{DR}(\mathbf{O}; \boldsymbol{\theta}_q, \widehat{\boldsymbol{\alpha}}, \widehat{\boldsymbol{\beta}})] - \mathbb{P}_n[\bar{\mathbb{U}}_{\boldsymbol{\theta}_q}^{DR}(\mathbf{O}; \boldsymbol{\theta}_q, \boldsymbol{\alpha}^*, \boldsymbol{\beta}^*)] \right\| = o(n^{-1/2+\epsilon}), \quad \text{a.s.} \quad (\text{s43})$$

Notice that  $E[\bar{\mathbb{U}}_{\boldsymbol{\theta}_q}^{DR}(\mathbf{O}; \boldsymbol{\theta}_{q0}, \boldsymbol{\alpha}^*, \boldsymbol{\beta}^*)] = \mathbf{0}$  (Lemma 12) and  $\mathbb{P}_n \left[ \frac{\partial}{\partial \boldsymbol{\theta}_q} \bar{\mathbb{U}}_{\boldsymbol{\theta}_q}^{DR}(\mathbf{O}; \boldsymbol{\theta}_q, \boldsymbol{\alpha}^*, \boldsymbol{\beta}^*) \middle| \boldsymbol{\theta}_q = \boldsymbol{\theta}_{q0} \right]$  converges to a negative definite matrix,  $\boldsymbol{\mathcal{I}}_{\boldsymbol{\theta}_{q0}}^{DR}$  (point 4''), which implies existence of a positive constant  $M$  such that

$$\begin{aligned}
\|\boldsymbol{\theta}_q - \boldsymbol{\theta}_{q0}\| &\leq M \left\| E \left[ \bar{\mathbb{U}}_{\boldsymbol{\theta}_q}^{DR}(\mathbf{O}; \boldsymbol{\theta}_q, \boldsymbol{\alpha}^*, \boldsymbol{\beta}^*) - \bar{\mathbb{U}}_{\boldsymbol{\theta}_q}^{DR}(\mathbf{O}; \boldsymbol{\theta}_{q0}, \boldsymbol{\alpha}^*, \boldsymbol{\beta}^*) \right] \right\| \\
&= M \left\| E \left[ \bar{\mathbb{U}}_{\boldsymbol{\theta}_q}^{DR}(\mathbf{O}; \boldsymbol{\theta}_q, \boldsymbol{\alpha}^*, \boldsymbol{\beta}^*) \right] \right\| \\
&\leq M \left\| \mathbb{P}_n \left[ \bar{\mathbb{U}}_{\boldsymbol{\theta}_q}^{DR}(\mathbf{O}; \boldsymbol{\theta}_q, \boldsymbol{\alpha}^*, \boldsymbol{\beta}^*) \right] \right\| + o_p(n^{-1/2+\epsilon})
\end{aligned}$$

for  $\boldsymbol{\theta}_q$  in a small neighborhood of  $\boldsymbol{\theta}_{q0}$ . This, combined with (s43), suggests that

$$\|\boldsymbol{\theta}_q - \boldsymbol{\theta}_{q0}\| \leq M \left\| \mathbb{P}_n \left[ \mathbb{U}_{\boldsymbol{\theta}_q}^{DR}(\mathbf{O}; \boldsymbol{\theta}_q, \widehat{\boldsymbol{\alpha}}, \widehat{\boldsymbol{\beta}}) \right] \right\| + o_p(n^{-1/2+\epsilon}).$$

We can then replace  $\boldsymbol{\theta}_q$  in the previous equation by  $\widehat{\boldsymbol{\theta}}_q^{\text{DR}*}$  and also recall that  $\widehat{\boldsymbol{\theta}}_q^{\text{DR}*}$  solves  $\mathbb{P}_n \left[ \mathbb{U}_{\widehat{\boldsymbol{\theta}}_q^{\text{DR}*}}^{\text{DR}}(\mathbf{O}; \widehat{\boldsymbol{\alpha}}, \widehat{\boldsymbol{\beta}}) \right] = \mathbf{0}$ , we have obtained

$$\|\widehat{\boldsymbol{\theta}}_q^{\text{DR}*} - \boldsymbol{\theta}_{q0}\| = o_p(n^{-1/2+\epsilon}) \quad (\text{s44})$$

such that  $\widehat{\boldsymbol{\theta}}_q^{\text{DR}*}$  is  $\sqrt{n}$ -consistent.

Next, we prove the asymptotic normality. Specifically, we can show

$$\begin{aligned} & \mathbb{P}_n \left[ \mathbb{U}_{\boldsymbol{\theta}_q}^{\text{DR}}(\mathbf{O}; \boldsymbol{\theta}_q, \boldsymbol{\alpha}, \boldsymbol{\beta}) - \mathbb{U}_{\boldsymbol{\theta}_{q0}}^{\text{DR}}(\mathbf{O}; \boldsymbol{\theta}_{q0}, \boldsymbol{\alpha}^*, \boldsymbol{\beta}^*) \right] \\ = & \mathbb{P}_n \left[ \mathbb{U}_{\boldsymbol{\theta}_q}^{\text{IPW}}(\mathbf{O}; \boldsymbol{\theta}_q, \boldsymbol{\alpha}) - \mathbb{U}_{\boldsymbol{\theta}_{q0}}^{\text{IPW}}(\mathbf{O}; \boldsymbol{\theta}_{q0}, \boldsymbol{\alpha}^*) \right] + \mathbb{P}_n \left[ \mathbb{H}_{\boldsymbol{\theta}_q}^{\text{DR}}(\mathbf{O}; \boldsymbol{\theta}_q, \boldsymbol{\alpha}, \boldsymbol{\beta}) - \mathbb{H}_{\boldsymbol{\theta}_{q0}}^{\text{DR}}(\mathbf{O}; \boldsymbol{\theta}_{q0}, \boldsymbol{\alpha}^*, \boldsymbol{\beta}^*) \right], \end{aligned}$$

where  $\mathbb{U}_{\boldsymbol{\theta}_q}^{\text{IPW}}(\mathbf{O}; \boldsymbol{\theta}_q, \boldsymbol{\alpha})$  is the unsmoothed IPW estimating score and

$$\begin{aligned} \mathbb{H}_{\boldsymbol{\theta}_q}^{\text{DR}}(\mathbf{O}; \boldsymbol{\theta}_q, \boldsymbol{\alpha}, \boldsymbol{\beta}) = & -\frac{d(\bar{A}_K, \mathbf{Z}; \boldsymbol{\theta}_q)}{\bar{\pi}_K(\bar{A}_K, \bar{\mathbf{L}}_K; \boldsymbol{\alpha})} \times \Psi_K \left( h(\bar{A}_K, \mathbf{Z}; \boldsymbol{\theta}_q), \bar{A}_K, \bar{\mathbf{L}}_K; \boldsymbol{\beta}_K \right) \\ & + \sum_{k=1}^{K-1} \mathbb{U}_{\boldsymbol{\theta}_q}^{(k)}(\mathbf{O}; \boldsymbol{\theta}_q, \bar{\boldsymbol{\alpha}}_k, \boldsymbol{\beta}_k, \boldsymbol{\beta}_{k+1}) + \mathbb{U}_{\boldsymbol{\theta}_q}^{(0)}(\mathbf{O}; \boldsymbol{\theta}_q, \boldsymbol{\beta}_1). \end{aligned}$$

From the arguments in the proof of Lemma 8, one can easily verify that

$$\mathbb{P}_n \left[ \mathbb{U}_{\boldsymbol{\theta}_q}^{\text{IPW}}(\mathbf{O}; \boldsymbol{\theta}_q, \boldsymbol{\alpha}) - \mathbb{U}_{\boldsymbol{\theta}_{q0}}^{\text{IPW}}(\mathbf{O}; \boldsymbol{\theta}_{q0}, \boldsymbol{\alpha}^*) \right] = \mathbb{P}_n \left[ \bar{\mathbb{U}}_{\boldsymbol{\theta}_q}^{\text{IPW}}(\mathbf{O}; \boldsymbol{\theta}_q, \boldsymbol{\alpha}) - \bar{\mathbb{U}}_{\boldsymbol{\theta}_{q0}}^{\text{IPW}}(\mathbf{O}; \boldsymbol{\theta}_{q0}, \boldsymbol{\alpha}^*) \right] + o_p(n^{-1/2}),$$

for any  $(\boldsymbol{\theta}_q, \boldsymbol{\alpha})$  in the  $O(n^{-1/3})$  neighborhood of  $(\boldsymbol{\theta}_{q0}, \boldsymbol{\alpha}^*)$ . This suggests that

$$\begin{aligned} & \mathbb{P}_n \left[ \mathbb{U}_{\boldsymbol{\theta}_q}^{\text{DR}}(\mathbf{O}; \boldsymbol{\theta}_q, \boldsymbol{\alpha}, \boldsymbol{\beta}) - \mathbb{U}_{\boldsymbol{\theta}_{q0}}^{\text{DR}}(\mathbf{O}; \boldsymbol{\theta}_{q0}, \boldsymbol{\alpha}^*, \boldsymbol{\beta}^*) \right] \\ = & \mathbb{P}_n \left[ \bar{\mathbb{U}}_{\boldsymbol{\theta}_q}^{\text{IPW}}(\mathbf{O}; \boldsymbol{\theta}_q, \boldsymbol{\alpha}) - \bar{\mathbb{U}}_{\boldsymbol{\theta}_{q0}}^{\text{IPW}}(\mathbf{O}; \boldsymbol{\theta}_{q0}, \boldsymbol{\alpha}^*) \right] + \mathbb{P}_n \left[ \mathbb{H}_{\boldsymbol{\theta}_q}^{\text{DR}}(\mathbf{O}; \boldsymbol{\theta}_q, \boldsymbol{\alpha}, \boldsymbol{\beta}) - \mathbb{H}_{\boldsymbol{\theta}_{q0}}^{\text{DR}}(\mathbf{O}; \boldsymbol{\theta}_{q0}, \boldsymbol{\alpha}^*, \boldsymbol{\beta}^*) \right] + o_p(n^{-1/2}) \\ = & \mathbb{P}_n \left[ \bar{\mathbb{U}}_{\boldsymbol{\theta}_q}^{\text{DR}}(\mathbf{O}; \boldsymbol{\theta}_q, \boldsymbol{\alpha}, \boldsymbol{\beta}) - \bar{\mathbb{U}}_{\boldsymbol{\theta}_{q0}}^{\text{DR}}(\mathbf{O}; \boldsymbol{\theta}_{q0}, \boldsymbol{\alpha}^*, \boldsymbol{\beta}^*) \right] + o_p(n^{-1/2}) \end{aligned}$$

By a Taylor's expansion of  $\bar{\mathbb{U}}_{\boldsymbol{\theta}_q}^{\text{DR}}(\mathbf{O}; \boldsymbol{\theta}_q, \boldsymbol{\alpha}, \boldsymbol{\beta})$  around  $(\boldsymbol{\theta}_{q0}, \boldsymbol{\alpha}_0, \boldsymbol{\beta}_0)$ , one can obtain

$$\begin{aligned} & \mathbb{P}_n \left[ \mathbb{U}_{\boldsymbol{\theta}_q}^{\text{DR}}(\mathbf{O}; \boldsymbol{\theta}_q, \boldsymbol{\alpha}, \boldsymbol{\beta}) - \mathbb{U}_{\boldsymbol{\theta}_{q0}}^{\text{DR}}(\mathbf{O}; \boldsymbol{\theta}_{q0}, \boldsymbol{\alpha}^*, \boldsymbol{\beta}^*) \right] \\ = & \mathbb{P}_n \left[ \bar{\mathbb{U}}_{\boldsymbol{\theta}_q}^{\text{DR}}(\mathbf{O}; \boldsymbol{\theta}_{q0}, \boldsymbol{\alpha}^*, \boldsymbol{\beta}^*) \right] + \mathbb{P}_n \left[ \frac{\partial}{\partial \boldsymbol{\alpha}} \bar{\mathbb{U}}_{\boldsymbol{\theta}_q}^{\text{DR}}(\mathbf{O}; \boldsymbol{\theta}_{q0}, \boldsymbol{\alpha}, \boldsymbol{\beta}^*) \Big|_{\boldsymbol{\alpha}=\boldsymbol{\alpha}^*} \right] (\boldsymbol{\alpha} - \boldsymbol{\alpha}^*) \\ & + \mathbb{P}_n \left[ \frac{\partial}{\partial \boldsymbol{\alpha}} \bar{\mathbb{U}}_{\boldsymbol{\theta}_q}^{\text{DR}}(\mathbf{O}; \boldsymbol{\theta}_{q0}, \boldsymbol{\alpha}^*, \boldsymbol{\beta}) \Big|_{\boldsymbol{\beta}=\boldsymbol{\beta}^*} \right] (\boldsymbol{\beta} - \boldsymbol{\beta}^*) + \mathbb{P}_n \left[ \frac{\partial}{\partial \boldsymbol{\theta}_q} \bar{\mathbb{U}}_{\boldsymbol{\theta}_q}^{\text{DR}}(\mathbf{O}; \boldsymbol{\theta}_q, \boldsymbol{\alpha}^*, \boldsymbol{\beta}^*) \Big|_{\boldsymbol{\theta}_q=\boldsymbol{\theta}_{q0}} \right] (\boldsymbol{\theta}_q - \boldsymbol{\theta}_{q0}) \\ & + o_p(n^{-1/2}) \quad (\text{s45}) \end{aligned}$$

Because  $(\widehat{\boldsymbol{\theta}}_q^{\text{DR}*}, \widehat{\boldsymbol{\alpha}}, \widehat{\boldsymbol{\beta}})$  is in the  $O(n^{-1/3})$  neighborhood of  $(\boldsymbol{\theta}_{q0}, \boldsymbol{\alpha}^*, \boldsymbol{\beta}^*)$  with probability tending to 1,  $\mathbb{P}_n \left[ \mathbb{U}_{\widehat{\boldsymbol{\theta}}_q^{\text{DR}*}}^{\text{DR}}(\mathbf{O}; \widehat{\boldsymbol{\theta}}_q^{\text{DR}*}, \widehat{\boldsymbol{\alpha}}, \widehat{\boldsymbol{\beta}}) \right] = \mathbf{0}$ , and  $\mathbb{P}_n \left[ \bar{\mathbb{U}}_{\widehat{\boldsymbol{\theta}}_q^{\text{DR}*}}^{\text{DR}}(\mathbf{O}; \boldsymbol{\theta}_{q0}, \boldsymbol{\alpha}^*, \boldsymbol{\beta}^*) \right] = \mathbf{0}$ , we have that

$$\begin{aligned} \sqrt{n}(\widehat{\boldsymbol{\theta}}_q^{\text{DR}*} - \boldsymbol{\theta}_{q0}) = & - \left[ \mathcal{I}_{\boldsymbol{\theta}_{q0}}^{\text{DR}} \right]^{-1} \sqrt{n} \mathbb{P}_n \left[ \mathbb{U}_{\boldsymbol{\theta}_q}^{\text{DR}}(\mathbf{O}; \boldsymbol{\theta}_{q0}, \boldsymbol{\alpha}^*, \boldsymbol{\beta}^*) - \mathcal{S}_{\boldsymbol{\theta}_{q0}, \boldsymbol{\alpha}^*}^{\text{DR}} \mathcal{I}_{\boldsymbol{\alpha}^*}^{-1} \mathbb{U}_{\boldsymbol{\alpha}}(\mathbf{O}; \boldsymbol{\alpha}^*) \right. \\ & \left. - \mathcal{S}_{\boldsymbol{\theta}_{q0}, \boldsymbol{\beta}^*}^{\text{DR}} \mathcal{I}_{\boldsymbol{\beta}^*}^{-1} \mathbb{U}_{\boldsymbol{\beta}}(\mathbf{O}; \boldsymbol{\beta}^*) \right] + o_p(1), \quad (\text{s46}) \end{aligned}$$

where  $\mathbf{S}_{\theta_{q0}, \alpha^*}^{\text{DR}} = E \left[ \frac{\partial}{\partial \alpha} \bar{\mathbb{U}}_{\theta_q}^{\text{DR}}(\mathbf{O}; \theta_{q0}, \alpha, \beta^*) \Big|_{\alpha=\alpha^*} \right]$  and  $\mathbf{S}_{\theta_{q0}, \beta^*}^{\text{DR}} = \mathbb{P}_n \left[ \frac{\partial}{\partial \beta} \bar{\mathbb{U}}_{\theta_q}^{\text{DR}}(\mathbf{O}; \theta_{q0}, \alpha^*, \beta) \Big|_{\beta=\beta^*} \right]$ .

Note that the  $\mathbb{P}_n$ -term in the previous formula has mean zero. Then, by applying the central limit theorem to the right-hand side of the previous formula, one can easily verify that  $\sqrt{n}(\hat{\boldsymbol{\theta}}_q^{\text{DR}*} - \boldsymbol{\theta}_{q0})$  converges to a zero-mean multivariate normal distribution with mean zero and a finite variance-covariance matrix. This completes the proof.  $\square$

**Lemma 14.** *Under points 1''–5'' and conditions (B1)–(B2) regarding the local distribution function  $\mathcal{K}(\cdot)$  and bandwidth  $\tau_n$ , the original doubly robust estimating equation,  $\mathbb{P}_n[\mathbb{U}_n^{\text{DR}}(\mathbf{O}; \boldsymbol{\theta}_q, \alpha, \beta)]$ , and the smoothed doubly robust estimating equation,  $\mathbb{P}_n[\tilde{\mathbb{U}}_{\boldsymbol{\theta}_q}^{\text{DR}}(\mathbf{O}; \boldsymbol{\theta}_q, \alpha, \beta)]$ , are asymptotically equivalent such that*

$$\sqrt{n}\mathbb{P}_n \left[ \tilde{\mathbb{U}}_{\boldsymbol{\theta}_q}^{\text{DR}}(\mathbf{O}; \boldsymbol{\theta}_q, \alpha, \beta) - \mathbb{U}_n^{\text{DR}}(\mathbf{O}; \boldsymbol{\theta}_q, \alpha, \beta) \right] = o_p(1), \quad (\text{s47})$$

uniformly in  $(\boldsymbol{\theta}_q, \alpha, \beta) \in \Xi''$ .

*Proof.* The proof is similar to that for Lemma 9 and is omitted for brevity.  $\square$

**Lemma 15.** *Define  $\tilde{\mathbf{S}}_{\boldsymbol{\theta}_q, \alpha}^{\text{DR}} = \mathbb{P}_n \left[ \frac{\partial}{\partial \alpha} \tilde{\mathbb{U}}_{\boldsymbol{\theta}_q}^{\text{DR}}(\mathbf{O}; \boldsymbol{\theta}_q, \alpha) \right]$ ,  $\mathbf{S}_{\boldsymbol{\theta}_q, \alpha, \beta}^{\text{IPW}} = E \left[ \frac{\partial}{\partial \alpha} \bar{\mathbb{U}}_{\boldsymbol{\theta}_q}^{\text{DR}}(\mathbf{O}; \boldsymbol{\theta}_q, \alpha, \beta) \right]$ ,  $\tilde{\mathbf{I}}_{\boldsymbol{\theta}_q}^{\text{DR}} = \mathbb{P}_n \left[ \frac{\partial}{\partial \boldsymbol{\theta}_q} \tilde{\mathbb{U}}_{\boldsymbol{\theta}_q}^{\text{IPW}}(\mathbf{O}; \boldsymbol{\theta}_q, \alpha, \beta) \right]$ , and  $\mathbf{I}_{\boldsymbol{\theta}_q}^{\text{DR}} = E \left[ \frac{\partial}{\partial \boldsymbol{\theta}_q} \bar{\mathbb{U}}_{\boldsymbol{\theta}_q}^{\text{DR}}(\mathbf{O}; \boldsymbol{\theta}_q, \alpha, \beta) \right]$ , then we can show*

$$\tilde{\mathbf{S}}_{\boldsymbol{\theta}_q, \alpha}^{\text{DR}} = \mathbf{S}_{\boldsymbol{\theta}_q, \alpha}^{\text{DR}} + o_p(1) \quad \text{and} \quad \tilde{\mathbf{I}}_{\boldsymbol{\theta}_q}^{\text{DR}} = \mathbf{I}_{\boldsymbol{\theta}_q}^{\text{DR}} + o_p(1),$$

uniformly in  $(\boldsymbol{\theta}_q, \alpha, \beta) \in \Xi''$ .

*Proof.* The proof is similar to that for Lemma 10 and is omitted for brevity.  $\square$

## Proof of Theorem 4

Combining (s43) and (s47), one can show

$$\sup_{\boldsymbol{\theta}_q \in \Theta} \left| \mathbb{P}_n[\tilde{\mathbb{U}}_{\boldsymbol{\theta}_q}^{\text{DR}}(\mathbf{O}; \boldsymbol{\theta}_q, \hat{\alpha}, \hat{\beta})] - \mathbb{P}_n[\bar{\mathbb{U}}_{\boldsymbol{\theta}_q}^{\text{DR}}(\mathbf{O}; \boldsymbol{\theta}_q, \alpha^*, \beta^*)] \right| = o(n^{-1/2+\epsilon}), \quad \text{a.s.}$$

Then, following arguments for proving the  $\sqrt{n}$ -consistency of  $\hat{\boldsymbol{\theta}}_q^{\text{DR}*}$  in (s44) of Lemma 13, one can also deduce that  $\hat{\boldsymbol{\theta}}_q^{\text{DR}}$  is  $\sqrt{n}$ -consistent.

Next, we prove the asymptotic normality. According to Lemma 14, we have

$$\mathbb{P}_n \left[ \tilde{\mathbb{U}}_{\boldsymbol{\theta}_q}^{\text{DR}}(\mathbf{O}; \boldsymbol{\theta}_q, \alpha, \beta) \right] = \mathbb{P}_n \left[ \mathbb{U}_n^{\text{DR}}(\mathbf{O}; \boldsymbol{\theta}_q, \alpha, \beta) \right] + o_p(n^{-1/2})$$

By the expansion of  $\mathbb{P}_n \left[ \mathbb{U}_n^{\text{DR}}(\mathbf{O}; \boldsymbol{\theta}_q, \alpha, \beta) \right]$  (see (s45)) in the proof of Lemma 13, we have

$$\begin{aligned} \mathbb{P}_n \left[ \tilde{\mathbb{U}}_{\boldsymbol{\theta}_q}^{\text{DR}}(\mathbf{O}; \boldsymbol{\theta}_q, \alpha, \beta) \right] &= \mathbb{P}_n \left[ \mathbb{U}_{\boldsymbol{\theta}_q}^{\text{DR}}(\mathbf{O}; \boldsymbol{\theta}_{q0}, \alpha^*, \beta^*) \right] \\ &\quad + \mathbb{P}_n \left[ \frac{\partial}{\partial \alpha} \bar{\mathbb{U}}_{\boldsymbol{\theta}_q}^{\text{DR}}(\mathbf{O}; \boldsymbol{\theta}_{q0}, \alpha, \beta^*) \Big|_{\alpha=\alpha^*} \right] (\alpha - \alpha^*) \\ &\quad + \mathbb{P}_n \left[ \frac{\partial}{\partial \beta} \bar{\mathbb{U}}_{\boldsymbol{\theta}_q}^{\text{DR}}(\mathbf{O}; \boldsymbol{\theta}_{q0}, \alpha^*, \beta) \Big|_{\beta=\beta^*} \right] (\beta - \beta^*) \\ &\quad + \mathbb{P}_n \left[ \frac{\partial}{\partial \boldsymbol{\theta}_q} \bar{\mathbb{U}}_{\boldsymbol{\theta}_q}^{\text{DR}}(\mathbf{O}; \boldsymbol{\theta}_q, \alpha^*, \beta^*) \Big|_{\boldsymbol{\theta}_q=\boldsymbol{\theta}_{q0}} \right] (\boldsymbol{\theta}_q - \boldsymbol{\theta}_{q0}) + o_p(n^{-1/2}), \end{aligned}$$

for any  $(\boldsymbol{\theta}_q, \boldsymbol{\alpha}, \boldsymbol{\beta})$  in the  $O(n^{-1/3})$  neighborhood of  $(\boldsymbol{\theta}_{q0}, \boldsymbol{\alpha}^*, \boldsymbol{\beta}^*)$ . Because  $(\widehat{\boldsymbol{\theta}}_q^{\text{DR}}, \widehat{\boldsymbol{\alpha}}, \widehat{\boldsymbol{\beta}})$  is in the  $O(n^{-1/3})$  neighborhood of  $(\boldsymbol{\theta}_{q0}, \boldsymbol{\alpha}^*, \boldsymbol{\beta}^*)$  with probability tending to 1 and  $\mathbb{P}_n \left[ \widetilde{\mathbf{U}}_{\boldsymbol{\theta}_q}^{\text{DR}}(\mathbf{O}; \widehat{\boldsymbol{\theta}}_q^{\text{DR}}, \widehat{\boldsymbol{\alpha}}, \widehat{\boldsymbol{\beta}}) \right] = \mathbf{0}$ , we have

$$\begin{aligned} \sqrt{n}(\widehat{\boldsymbol{\theta}}_q^{\text{DR}} - \boldsymbol{\theta}_{q0}) &= - \left[ \mathcal{I}_{\boldsymbol{\theta}_{q0}}^{\text{DR}} \right]^{-1} \sqrt{n} \mathbb{P}_n \left[ \mathbf{U}_{\boldsymbol{\theta}_q}^{\text{DR}}(\mathbf{O}; \boldsymbol{\theta}_{q0}, \boldsymbol{\alpha}^*, \boldsymbol{\beta}^*) - \boldsymbol{S}_{\boldsymbol{\theta}_{q0}, \boldsymbol{\alpha}^*}^{\text{DR}} \boldsymbol{I}_{\boldsymbol{\alpha}^*}^{-1} \mathbf{U}_{\boldsymbol{\alpha}}(\mathbf{O}; \boldsymbol{\alpha}^*) \right. \\ &\quad \left. - \boldsymbol{S}_{\boldsymbol{\theta}_{q0}, \boldsymbol{\beta}^*}^{\text{DR}} \boldsymbol{I}_{\boldsymbol{\beta}^*}^{-1} \mathbf{U}_{\boldsymbol{\beta}}(\mathbf{O}; \boldsymbol{\beta}^*) \right] + o_p(1). \end{aligned}$$

This concludes that  $\widehat{\boldsymbol{\theta}}_q^{\text{DR}}$  and  $\widehat{\boldsymbol{\theta}}_q^{\text{DR}*}$  share the same influence function and therefore they are asymptotically equivalent such that  $\sqrt{n}(\widehat{\boldsymbol{\theta}}_q^{\text{DR}} - \widehat{\boldsymbol{\theta}}_q^{\text{DR}*}) = o_p(1)$ . In addition, we can deduce that  $\sqrt{n}(\widehat{\boldsymbol{\theta}}_q^{\text{DR}} - \boldsymbol{\theta}_{q0})$  converges to a multivariate normal distribution with mean zero and a finite variance-covariance matrix

$$\boldsymbol{\Sigma}^{\text{DR}} = \left[ \mathcal{I}_{\boldsymbol{\theta}_{q0}}^{\text{DR}} \right]^{-1} \boldsymbol{\nu}^{\text{DR}} \left[ \mathcal{I}_{\boldsymbol{\theta}_{q0}}^{\text{DR}} \right]^{-1}$$

where  $\boldsymbol{\nu}^{\text{DR}} = E \left[ \left( \widetilde{\mathbf{U}}_{\boldsymbol{\theta}_q}^{\text{DR}}(\mathbf{O}; \boldsymbol{\theta}_{q0}, \boldsymbol{\alpha}^*, \boldsymbol{\beta}^*) - \boldsymbol{S}_{\boldsymbol{\theta}_{q0}, \boldsymbol{\alpha}^*}^{\text{DR}} \boldsymbol{I}_{\boldsymbol{\alpha}^*}^{-1} \mathbf{U}_{\boldsymbol{\alpha}}(\mathbf{O}; \boldsymbol{\alpha}^*) - \boldsymbol{S}_{\boldsymbol{\theta}_{q0}, \boldsymbol{\beta}^*}^{\text{DR}} \boldsymbol{I}_{\boldsymbol{\beta}^*}^{-1} \mathbf{U}_{\boldsymbol{\beta}}(\mathbf{O}; \boldsymbol{\beta}^*) \right)^{\otimes 2} \right]$ .

To show  $\widehat{\boldsymbol{\Sigma}}^{\text{DR}}$  defined below Theorem 3 is a consistent estimator of  $\boldsymbol{\Sigma}^{\text{DR}}$ , one may use the asymptotic normality results for the point estimates  $\left\{ \widehat{\boldsymbol{\theta}}_q^{\text{DR}}, \widehat{\boldsymbol{\alpha}}, \widehat{\boldsymbol{\beta}} \right\}$  along with  $\mathbb{P}_n \left[ \widetilde{\mathbf{U}}_{\boldsymbol{\theta}_q}^{\text{DR}}(\mathbf{O}; \boldsymbol{\theta}_{q0}, \boldsymbol{\alpha}^*, \boldsymbol{\beta}^*) \right] = \mathbb{P}_n \left[ \mathbf{U}_{\boldsymbol{\theta}_q}^{\text{DR}}(\mathbf{O}; \boldsymbol{\theta}_{q0}, \boldsymbol{\alpha}^*, \boldsymbol{\beta}^*) \right] + o_p(n^{-1/2})$  (Lemma 14),  $\widetilde{\boldsymbol{S}}_{\boldsymbol{\theta}_q, \boldsymbol{\alpha}}^{\text{DR}} = \boldsymbol{S}_{\boldsymbol{\theta}_q, \boldsymbol{\alpha}}^{\text{DR}} + o_p(1)$  (Lemma 15),  $\widetilde{\boldsymbol{I}}_{\boldsymbol{\theta}_q}^{\text{DR}} = \boldsymbol{I}_{\boldsymbol{\theta}_q}^{\text{DR}} + o_p(1)$  (Lemma 15), and  $\widetilde{\boldsymbol{S}}_{\boldsymbol{\theta}_q, \boldsymbol{\beta}}^{\text{DR}} = \boldsymbol{S}_{\boldsymbol{\theta}_q, \boldsymbol{\beta}}^{\text{DR}}$ .

If both  $\mathcal{M}_{ps}$  and  $\mathcal{M}_{om}$  are correctly specified (i.e.,  $\boldsymbol{\alpha}^* = \boldsymbol{\alpha}_0$  and  $\boldsymbol{\beta}^* = \boldsymbol{\beta}_0$ ),  $\widehat{\boldsymbol{\theta}}_q^{\text{DR}}$  will achieve the semiparametric efficiency bound such that  $\boldsymbol{\Sigma}^{\text{DR}} = E[\mathbf{U}_{\boldsymbol{\theta}_q}^{\text{eff}}(\mathbf{O}; \boldsymbol{\theta}_{q0})^{\otimes 2}]$ . One can easily verify this by observing that following 3 points hold when  $\boldsymbol{\alpha}^* = \boldsymbol{\alpha}_0$  and  $\boldsymbol{\beta}^* = \boldsymbol{\beta}_0$ :

- First,  $\boldsymbol{I}_{\boldsymbol{\theta}_{q0}}^{\text{DR}} = -\boldsymbol{C}_q$ , where  $\boldsymbol{C}_q = -\frac{\partial}{\partial \boldsymbol{\theta}_q} \mathbf{U}(\boldsymbol{\theta}_q, \boldsymbol{\omega}_0) \Big|_{\boldsymbol{\theta}_q = \boldsymbol{\theta}_{q0}}$  is defined in (s26).
- Second,  $\mathbf{U}_{\boldsymbol{\theta}_q}^{\text{DR}}(\mathbf{O}; \boldsymbol{\theta}_{q0}, \boldsymbol{\alpha}^*, \boldsymbol{\beta}^*) = \mathbf{U}_{\boldsymbol{\theta}_q}^{\text{DR}}(\mathbf{O}; \boldsymbol{\theta}_{q0}, \boldsymbol{\alpha}_0, \boldsymbol{\beta}_0) = \sum_{k=0}^K \boldsymbol{\psi}^{(k)}(\mathbf{O}; \boldsymbol{\theta}_{q0})$ , where  $\boldsymbol{\psi}^{(k)}(\mathbf{O}; \boldsymbol{\theta}_{q0})$  is defined in Theorem 2.
- Third,  $\boldsymbol{S}_{\boldsymbol{\theta}_{q0}, \boldsymbol{\alpha}^*}^{\text{DR}} = \boldsymbol{S}_{\boldsymbol{\theta}_{q0}, \boldsymbol{\alpha}_0}^{\text{DR}} = \mathbf{0}$  and  $\boldsymbol{S}_{\boldsymbol{\theta}_{q0}, \boldsymbol{\beta}^*}^{\text{DR}} = \boldsymbol{S}_{\boldsymbol{\theta}_{q0}, \boldsymbol{\beta}_0}^{\text{DR}} = \mathbf{0}$  because Theorem 2 suggests that  $\mathbf{U}_{\boldsymbol{\theta}_q}^{\text{DR}}(\mathbf{O}; \boldsymbol{\theta}_{q0}, \boldsymbol{\alpha}_0, \boldsymbol{\beta}_0)$  is orthogonal to the likelihood score of the nuisance parametric models  $\mathcal{M}_{ps}$  and  $\mathcal{M}_{om}$ .

Combining the above three points, one can conclude that

$$\begin{aligned} \sqrt{n}(\widehat{\boldsymbol{\theta}}_q^{\text{DR}} - \boldsymbol{\theta}_{q0}) &= - \left[ \mathcal{I}_{\boldsymbol{\theta}_{q0}}^{\text{DR}} \right]^{-1} \sqrt{n} \mathbb{P}_n \left[ \mathbf{U}_{\boldsymbol{\theta}_q}^{\text{DR}}(\mathbf{O}; \boldsymbol{\theta}_{q0}, \boldsymbol{\alpha}^*, \boldsymbol{\beta}^*) \right] + o_p(1) \\ &= \boldsymbol{C}_q^{-1} \sqrt{n} \mathbb{P}_n \left[ \sum_{k=0}^K \boldsymbol{\psi}^{(k)}(\mathbf{O}; \boldsymbol{\theta}_{q0}) \right] + o_p(1) \\ &= \sqrt{n} \mathbb{P}_n \left[ \mathbf{U}_{\boldsymbol{\theta}_q}^{\text{eff}}(\mathbf{O}; \boldsymbol{\theta}_{q0})^{\otimes 2} \right] + o_p(1) \end{aligned}$$

and therefore  $\boldsymbol{\Sigma}^{\text{DR}} = E[\mathbf{U}_{\boldsymbol{\theta}_q}^{\text{eff}}(\mathbf{O}; \boldsymbol{\theta}_{q0})^{\otimes 2}]$  as  $n \rightarrow \infty$ .  $\square$

# Appendix F: Technical results for a double machine learning MSQM estimator

In this section, we establish a nonparametric efficiency theory for a double machine learning MSQM when nonparametric methods or machine learners are employed to estimate the nuisance functions  $h_{\text{nuisance}} = \{\pi_k(\bar{A}_k, \bar{\mathbf{L}}_k), F_{Y_{\bar{A}_k, \bar{\mathbf{L}}_k}} |_{\bar{A}_k, \bar{\mathbf{L}}_k}, \text{ for } k = 1, \dots, K\}$  based on a cross-fitting procedure (Chernozhukov et al. 2018). We shall first assume there exists certain nonparametric or data-adaptive machine learners for  $h_{\text{nuisance}}$  and a discussion on how to nonparametrically estimate  $h_{\text{nuisance}}$  is provided later. For cross-fitting, we randomly split the data into  $V$  (e.g., 5) non-overlapping groups with approximately equal size (group size difference  $\leq 1$ ). For  $v \in \{1, \dots, V\}$ , let  $\mathcal{O}_v$  be the data in the  $v$ -th group and  $\mathcal{O}_{-v}$  be the data in the other  $V - 1$  groups excluding  $\mathcal{O}_v$ . For each  $v$ , the nuisance function estimates on group  $\mathcal{O}_v$ ,  $\widehat{h}_{\text{nuisance}}^{\text{np},v} = \{\widehat{\pi}_k^{\text{np},v}(\bar{A}_k, \bar{\mathbf{L}}_k), \widehat{F}_{Y_{\bar{A}_k, \bar{\mathbf{L}}_k}}^{\text{np},v} |_{\bar{A}_k, \bar{\mathbf{L}}_k}, \text{ for } k = 1, \dots, K\}$ , are computed based on nonparametric or machine learning methods trained on data  $\mathcal{O}_{-v}$ . Therefore, the overall nuisance function estimates under the entire data set is the concatenation,  $\widehat{h}_{\text{nuisance}}^{\text{np}} = \{\widehat{h}_{\text{nuisance}}^{\text{np},1}, \dots, \widehat{h}_{\text{nuisance}}^{\text{np},V}\}$ . The cross-fitting based nonparametric estimator  $\widehat{\boldsymbol{\theta}}_q^{\text{np}}$  is therefore obtained by solving the doubly robust estimating equation  $\mathbb{P}_n \left[ \sum_{k=0}^K \widehat{\boldsymbol{\psi}}_{\boldsymbol{\theta}_q}^{(k),\text{np}}(\mathbf{O}; \boldsymbol{\theta}_q) \right] = \mathbf{0}$ , where  $\widehat{\boldsymbol{\psi}}_{\boldsymbol{\theta}_q}^{(k),\text{np}}(\mathbf{O}; \boldsymbol{\theta}_q)$  is  $\boldsymbol{\psi}_{\boldsymbol{\theta}_q}^{(k)}(\mathbf{O}; \boldsymbol{\theta}_q)$  evaluated under  $\widehat{h}_{\text{nuisance}}^{\text{np}}$  and  $\boldsymbol{\psi}_{\boldsymbol{\theta}_q}^{(k)}(\mathbf{O}; \boldsymbol{\theta}_q)$  is defined in Theorem 2. The following proposition entails the required rate conditions for consistency, efficiency, and asymptotic normality of  $\widehat{\boldsymbol{\theta}}_q^{\text{np}}$ .

**Theorem 6.** *Suppose that Assumptions (A1)–(A4) hold. Then, if all elements in  $\widehat{h}_{\text{nuisance}}^{\text{np}}$  are consistent with the rates of convergence*

$$\|\widehat{\pi}_k^{\text{np}}(\bar{A}_k, \bar{\mathbf{L}}_k) - \pi_k(\bar{A}_k, \bar{\mathbf{L}}_k)\|_p \times \|\widehat{F}_{Y_{\bar{A}_k, \bar{\mathbf{L}}_k}}^{\text{np}}(y | \bar{A}_k, \bar{\mathbf{L}}_k) - F_{Y_{\bar{A}_k, \bar{\mathbf{L}}_k}} |_{\bar{A}_k, \bar{\mathbf{L}}_k}(y | \bar{A}_k, \bar{\mathbf{L}}_k)\|_p = o_p(n^{-1/2})$$

for all  $k \in \{1, \dots, K\}$  and uniformly for  $y \in [y_{\min}, y_{\max}]$ , then  $\widehat{\boldsymbol{\theta}}_q^{\text{np}}$  is CAN and its asymptotic variance achieves the semiparametric efficiency bound. Here,  $\|\cdot\|_p$  defines the  $L_2(P)$ -norm such that  $\|g(V)\|_p^2 = \int_v g^2(v) dF_V(v)$ .

Proof of Theorem 6 is provided at the end of this section. Theorem 6 suggests that  $\widehat{\boldsymbol{\theta}}_q^{\text{np}}$  is CAN and semiparametrically efficient if all nuisance functions in  $h_{\text{nuisance}}$  are consistently estimated (say by machine learning methods) and the product between the convergence rate of the propensity score estimator and that of the outcome distribution estimator at the  $k$ -th time period, for all  $k = 1, \dots, K$ , are at least  $o_p(n^{-1/2})$ . Therefore, when all nuisance functions are consistent and converge faster than  $o_p(n^{-1/4})$ ,  $\widehat{\boldsymbol{\theta}}_q^{\text{np}}$  is CAN and semiparametrically efficient. Moreover,  $\widehat{\boldsymbol{\theta}}_q^{\text{np}}$  also attains semiparametric efficiency under some alternative conditions. For example, if the propensity score estimator converges to the truth at a rate of  $o_p(n^{-2/5})$ , then a  $o_p(n^{-1/10})$  rate of convergence of the outcome distribution estimator would ensure the product convergence rate to be  $o_p(n^{-1/2})$ , and thus  $\widehat{\boldsymbol{\theta}}_q^{\text{np}}$  would remain CAN and semiparametrically efficient. As another example, if the propensity score estimator converges to truth at a parametric rate at  $O_p(n^{-1/2})$ , then we only require the estimate of outcome distributions to be consistent, and then  $\widehat{\boldsymbol{\theta}}_q^{\text{np}}$  is semiparametric efficiency without requirement on the convergence rate of the outcome distribution estimator.

In practice, the set of propensity scores  $\{\pi_k(\bar{A}_k, \bar{\mathbf{L}}_k), k = 1, \dots, K\}$  can be estimated through many state-of-art machine learners designed for binary classification given a set



of predictors (e.g., the neural networks by Chen & White (1999),  $L_2$ -boosting by Luo et al. (2016), random forests by Wager & Walther (2015), the series estimator by Newey (1997)), which usually can attain a rate of convergence with  $o_p(n^{-1/4})$  or faster. However, estimation of the set of outcome distributions  $\{F_{Y_{\bar{A}_k, \bar{a}_{k+1}} | \bar{A}_k, \bar{L}_k}, k = 1, \dots, K\}$  may be not trivial. This is because (i) the iterative algorithm used in Section 3.2 is specifically designed for parametric specification of the outcome distributions and may not easily incorporate data-adaptive machine learning methods with general data structure (e.g., many continuous time-dependent confounders), and (ii) the existing literature on machine learners heavily focused on the estimation of mean functions rather than the estimation of conditional distribution or density functions. However, under the special case when all baseline and time-dependent confounders,  $\{\mathbf{L}_1, \dots, \mathbf{L}_K\}$ , are categorical, then the  $o_p(n^{-1/4})$ -type rate can be obtained by leveraging Kernel smoothing based on the  $g$ -formula expression of  $F_{Y_{\bar{A}_k, \bar{a}_{k+1}} | \bar{A}_k, \bar{L}_k}$ . To see this, one can consider using the  $g$ -formula (Lemma 1) to decompose  $F_{Y_{\bar{A}_k, \bar{a}_{k+1}} | \bar{A}_k, \bar{L}_k}$  as

$$\begin{aligned} & F_{Y_{\bar{A}_k, \bar{a}_{k+1}} | \bar{A}_k, \bar{L}_k}(y | \bar{a}_k, \bar{L}_k) \\ &= \begin{cases} F_{Y | \bar{A}_K, \bar{L}_K}(y | \bar{a}_K, \bar{L}_K) & \text{if } k = K, \\ \int_{\mathbf{l}_K} \cdots \int_{\mathbf{l}_{k+1}} F_{Y | \bar{A}_K, \bar{L}_K}(y | \bar{a}_K, \bar{L}_K) \times \prod_{j=k+1}^K f_{L_j | \bar{A}_{j-1}, \bar{L}_{j-1}}(\mathbf{l}_j | \bar{a}_{k-1}, \bar{L}_{k-1}) d\mathbf{l}_k & \text{if } k < K. \end{cases} \end{aligned}$$

Therefore, if we can consistently estimate the outcome CDF,  $F_{Y | \bar{A}_K, \bar{L}_K}$ , and the densities of all post-baseline covariates,  $f_{L_k | \bar{A}_{k-1}, \bar{L}_{k-1}}$  for  $k \in \{2, \dots, K\}$ , with a  $o_p(n^{-1/4})$  rate of convergence, then a plug-in estimator of  $F_{Y_{\bar{A}_k, \bar{a}_{k+1}} | \bar{A}_k, \bar{L}_k}$  based on the  $g$ -formula can also attain a  $o_p(n^{-1/4})$  rate of convergence. This may be plausible when Kernel smoothing (Wand & Jones 1994, Jiang 2017) is used to estimate  $F_{Y | \bar{A}_K, \bar{L}_K}$  and other state-of-art machine learners designed for classification problems (several examples are given in Tu (2019)) are used to estimate  $f_{L_k | \bar{A}_{k-1}, \bar{L}_{k-1}}$ . However, if the time-varying covariates are high-dimensional with many continues components, this approach may be practically infeasible and its rate of convergence would also be slower due to curse of dimensionality. Future investigations are needed to identify feasible algorithms to alleviate such challenges.

## Proof of Theorem S1

We prove the asymptotic properties of  $\hat{\boldsymbol{\theta}}_q^{\text{np}}$  given in Theorem 6. Recall that  $\hat{\boldsymbol{\theta}}_q^{\text{np}}$  is given as the solution of  $\mathbb{P}_n[\hat{\mathbb{U}}_{\boldsymbol{\theta}_q}^{\text{np}}(\mathbf{O}; \boldsymbol{\theta}_q)] = \mathbf{0}$  with  $\hat{\mathbb{U}}_{\boldsymbol{\theta}_q}^{\text{np}}(\mathbf{O}; \boldsymbol{\theta}_q) = \sum_{k=0}^K \hat{\boldsymbol{\psi}}_{\boldsymbol{\theta}_q}^{(k), \text{np}}(\mathbf{O}; \boldsymbol{\theta}_q)$ . We write  $\mathbb{U}_{\boldsymbol{\theta}_q}^{\text{eff}*}(\mathbf{O}; \boldsymbol{\theta}_q) = \sum_{k=0}^K \boldsymbol{\psi}_{\boldsymbol{\theta}_q}^{(k)}(\mathbf{O}; \boldsymbol{\theta}_q)$  as the (non-normalized) EIF of  $\boldsymbol{\theta}_q$ . The following regularity conditions are required to proceed with the proof:

- 1\*. Assume that all elements in the nuisance functions  $h_{\text{nuisance}}$  are consistently estimated with rate of convergence

$$\|\hat{\pi}_k^{\text{np}}(\bar{A}_k, \bar{L}_k) - \pi_k(\bar{A}_k, \bar{L}_k)\|_p \times \|\hat{F}_{Y_{\bar{A}_k, \bar{a}_{k+1}} | \bar{A}_k, \bar{L}_k}^{\text{np}}(y | \bar{A}_k, \bar{L}_k) - F_{Y_{\bar{A}_k, \bar{a}_{k+1}} | \bar{A}_k, \bar{L}_k}(y | \bar{A}_k, \bar{L}_k)\|_p = o_p(n^{-1/2})$$

for all  $k \in \{1, \dots, K\}$  and uniformly for  $y \in [y_{\min}, y_{\max}]$ , where  $\|\cdot\|_p$  denotes the  $L_2(P)$ -norm such that  $\|g(V)\|_p^2 = \int_v g^2(v) dF_V(v)$ .

- 2\*. Let  $\Theta$  be a bounded convex neighborhood of  $\boldsymbol{\theta}_{q0}$ . Assume that  $\boldsymbol{\psi}_{\boldsymbol{\theta}_q}^{(K)}(\mathbf{O}; \boldsymbol{\theta}_q)$  is dominated by a square-integral function and is P-Glivenko-Cantelli for  $\boldsymbol{\theta}_q \in \Theta$ . Suppose that the class of functions  $\{\boldsymbol{\psi}_{\boldsymbol{\theta}_q}^{(k)}(\mathbf{O}; \boldsymbol{\theta}_q), \text{ for } k = 0, \dots, K-1\}$  and their

first order derivative with respect to  $\boldsymbol{\theta}_q$  are continuous, dominated by certain square-integrable functions, and is P-Glivenko-Cantelli for  $\boldsymbol{\theta}_q \in \Theta$ . Assume that  $\{\pi_k(\bar{A}_k, \bar{\mathbf{L}}_k), k = 1, \dots, K\}$  is bounded away from 0.

- 3\*. Assume that  $\mathbf{C}_q$  defined in (s26) is positive definite. Also notice that  $\mathbf{C}_q = -\frac{\partial}{\partial \boldsymbol{\theta}_q} E \left[ \boldsymbol{\psi}_{\boldsymbol{\theta}_q}^{(0)}(\mathbf{O}; \boldsymbol{\theta}_q) \right] \Big|_{\boldsymbol{\theta}_q = \boldsymbol{\theta}_{q_0}}$  by the definition of  $\boldsymbol{\psi}_{\boldsymbol{\theta}_q}^{(0)}(\mathbf{O}; \boldsymbol{\theta}_q)$ .

Based on the cross-fitting procedure, we can rewrite

$$\mathbb{P}_n \left[ \widehat{\mathbb{U}}_{\boldsymbol{\theta}_q}^{\text{np}}(\mathbf{O}; \boldsymbol{\theta}_q) \right] = \frac{1}{n} \sum_{v=1}^V n_v \mathbb{P}_{n_v} \left[ \widehat{\mathbb{U}}_{\boldsymbol{\theta}_q}^{\text{np},v}(\mathbf{O}; \boldsymbol{\theta}_q) \right],$$

where  $n_v$  is the size of the  $v$ -th group  $\mathcal{O}_v$ ,  $\mathbb{P}_{n_v}[\cdot]$  is the empirical mean operator on  $\mathcal{O}_v$ , and  $\widehat{\mathbb{U}}_{\boldsymbol{\theta}_q}^{\text{np},v}(\mathbf{O}; \boldsymbol{\theta}_q) = \sum_{k=0}^K \widehat{\boldsymbol{\psi}}_{\boldsymbol{\theta}_q}^{(k),\text{np},v}(\mathbf{O}; \boldsymbol{\theta}_q)$  is  $\mathbb{U}_{\boldsymbol{\theta}_q}^{\text{eff}*}(\mathbf{O}; \boldsymbol{\theta}_q)$  evaluated under  $\widehat{h}_{\text{nuisance}}^{\text{np},v}$ , which is the nonparametric estimator of  $h_{\text{nuisance}}$  based on the leave-one-out sample  $\mathcal{O}_{-v}$ . We can further decompose  $\mathbb{P}_{n_v} \left[ \widehat{\mathbb{U}}_{\boldsymbol{\theta}_q}^{\text{np},v}(\mathbf{O}; \boldsymbol{\theta}_q) \right]$  as

$$\begin{aligned} \mathbb{P}_{n_v} \left[ \widehat{\mathbb{U}}_{\boldsymbol{\theta}_q}^{\text{np},v}(\mathbf{O}; \boldsymbol{\theta}_q) \right] &= \mathbb{P}_{n_v} \left[ \mathbb{U}_{\boldsymbol{\theta}_q}^{\text{eff}*}(\mathbf{O}; \boldsymbol{\theta}_q) \right] + \underbrace{(\mathbb{P}_{n_v} - E) \left[ \widehat{\mathbb{U}}_{\boldsymbol{\theta}_q}^{\text{np},v}(\mathbf{O}; \boldsymbol{\theta}_q) - \mathbb{U}_{\boldsymbol{\theta}_q}^{\text{eff}*}(\mathbf{O}; \boldsymbol{\theta}_q) \right]}_{=:R_1} \\ &\quad + \underbrace{E \left[ \widehat{\mathbb{U}}_{\boldsymbol{\theta}_q}^{\text{np},v}(\mathbf{O}; \boldsymbol{\theta}_q) - \mathbb{U}_{\boldsymbol{\theta}_q}^{\text{eff}*}(\mathbf{O}; \boldsymbol{\theta}_q) \right]}_{=:R_2}. \end{aligned} \quad (\text{s48})$$

We can show that  $R_1 = o_p(n^{-1/2})$  due to the cross-fitting procedure and also  $R_2 = o_p(n^{-1/2})$  by the regularity condition 1\*. For brevity, we only prove the  $j$ -th dimension of  $R_1$  and  $R_2$ , denoted by  $R_{1,j}$  and  $R_{2,j}$ , are  $o_p(n^{-1/2})$ .

For  $j \in \{1, \dots, p\}$ , let  $\widehat{\mathbb{U}}_{\boldsymbol{\theta}_q,j}^{\text{np},v}(\mathbf{O}; \boldsymbol{\theta}_q)$  and  $\mathbb{U}_{\boldsymbol{\theta}_q,j}^{\text{eff}*}(\mathbf{O}; \boldsymbol{\theta}_q)$  as the  $j$ -th dimension of  $\widehat{\mathbb{U}}_{\boldsymbol{\theta}_q}^{\text{np},v}(\mathbf{O}; \boldsymbol{\theta}_q)$  and  $\mathbb{U}_{\boldsymbol{\theta}_q}^{\text{eff}*}(\mathbf{O}; \boldsymbol{\theta}_q)$ , respectively. By the independence suggested by cross-fitting and the fact that

$$\begin{aligned} \text{Var} \left\{ (\mathbb{P}_{n_v} - E) \left[ \widehat{\mathbb{U}}_{\boldsymbol{\theta}_q,j}^{\text{np},v}(\mathbf{O}; \boldsymbol{\theta}_q) - \mathbb{U}_{\boldsymbol{\theta}_q,j}^{\text{eff}*}(\mathbf{O}; \boldsymbol{\theta}_q) \right] \Big| \mathcal{O}_{-v} \right\} &= \text{Var} \left\{ \mathbb{P}_{n_v} \left[ \widehat{\mathbb{U}}_{\boldsymbol{\theta}_q,j}^{\text{np},v}(\mathbf{O}; \boldsymbol{\theta}_q) - \mathbb{U}_{\boldsymbol{\theta}_q,j}^{\text{eff}*}(\mathbf{O}; \boldsymbol{\theta}_q) \right] \Big| \mathcal{O}_{-v} \right\} \\ &= \frac{1}{n_v} \text{Var} \left\{ \widehat{\mathbb{U}}_{\boldsymbol{\theta}_q,j}^{\text{np},v}(\mathbf{O}; \boldsymbol{\theta}_q) - \mathbb{U}_{\boldsymbol{\theta}_q,j}^{\text{eff}*}(\mathbf{O}; \boldsymbol{\theta}_q) \Big| \mathcal{O}_{-v} \right\} \\ &= \frac{1}{n_v} \left\| \widehat{\mathbb{U}}_{\boldsymbol{\theta}_q,j}^{\text{np},v}(\mathbf{O}; \boldsymbol{\theta}_q) - \mathbb{U}_{\boldsymbol{\theta}_q,j}^{\text{eff}*}(\mathbf{O}; \boldsymbol{\theta}_q) \right\|^2, \end{aligned}$$

we have, for any  $\epsilon > 0$ ,

$$\begin{aligned} &\mathbb{P} \left\{ \frac{\sqrt{n_v} \left| (\mathbb{P}_{n_v} - E) \left[ \widehat{\mathbb{U}}_{\boldsymbol{\theta}_q,j}^{\text{np},v}(\mathbf{O}; \boldsymbol{\theta}_q) - \mathbb{U}_{\boldsymbol{\theta}_q,j}^{\text{eff}*}(\mathbf{O}; \boldsymbol{\theta}_q) \right] \right|}{\left\| \widehat{\mathbb{U}}_{\boldsymbol{\theta}_q,j}^{\text{np},v}(\mathbf{O}; \boldsymbol{\theta}_q) - \mathbb{U}_{\boldsymbol{\theta}_q,j}^{\text{eff}*}(\mathbf{O}; \boldsymbol{\theta}_q) \right\|} \geq \epsilon \right\} \\ &= E \left[ \mathbb{P} \left\{ \frac{\sqrt{n_v} \left| (\mathbb{P}_{n_v} - E) \left[ \widehat{\mathbb{U}}_{\boldsymbol{\theta}_q,j}^{\text{np},v}(\mathbf{O}; \boldsymbol{\theta}_q) - \mathbb{U}_{\boldsymbol{\theta}_q,j}^{\text{eff}*}(\mathbf{O}; \boldsymbol{\theta}_q) \right] \right|}{\left\| \widehat{\mathbb{U}}_{\boldsymbol{\theta}_q,j}^{\text{np},v}(\mathbf{O}; \boldsymbol{\theta}_q) - \mathbb{U}_{\boldsymbol{\theta}_q,j}^{\text{eff}*}(\mathbf{O}; \boldsymbol{\theta}_q) \right\|} \geq \epsilon \Big| \mathcal{O}_{-v} \right\} \right] \\ &\leq \frac{1}{\epsilon^2} E \left[ \text{Var} \left\{ \frac{\sqrt{n_v} \left| (\mathbb{P}_{n_v} - E) \left[ \widehat{\mathbb{U}}_{\boldsymbol{\theta}_q,j}^{\text{np},v}(\mathbf{O}; \boldsymbol{\theta}_q) - \mathbb{U}_{\boldsymbol{\theta}_q,j}^{\text{eff}*}(\mathbf{O}; \boldsymbol{\theta}_q) \right] \right|}{\left\| \widehat{\mathbb{U}}_{\boldsymbol{\theta}_q,j}^{\text{np},v}(\mathbf{O}; \boldsymbol{\theta}_q) - \mathbb{U}_{\boldsymbol{\theta}_q,j}^{\text{eff}*}(\mathbf{O}; \boldsymbol{\theta}_q) \right\|} \Big| \mathcal{O}_{-v} \right\} \right] \\ &= \epsilon^{-2}, \end{aligned}$$

where the second row to the third row hold as a result of the Markov's inequality. Therefore, we have obtained  $R_{1,j} = (\mathbb{P}_{n_v} - E) \left[ \widehat{\mathbb{U}}_{\theta_{q,j}}^{\text{np},v}(\mathbf{O}; \boldsymbol{\theta}_q) - \mathbb{U}_{\theta_{q,j}}^{\text{eff}*}(\mathbf{O}; \boldsymbol{\theta}_q) \right] = O_p(n_v^{-1/2} \|\widehat{\mathbb{U}}_{\theta_{q,j}}^{\text{np},v}(\mathbf{O}; \boldsymbol{\theta}_q) - \mathbb{U}_{\theta_{q,j}}^{\text{eff}*}(\mathbf{O}; \boldsymbol{\theta}_q)\|) = o_p(n_v^{-1/2})$ . Because  $V$  is a finite number and we partition the data as evenly as possible,  $n_v/n = O_p(1)$  and therefore  $R_{1,j} = o_p(n^{-1/2})$ .

Next we show  $R_{2,j} = o_p(n^{-1/2})$ . We shall abbreviate  $F_k = F_{Y_{\bar{A}_k, \bar{\mathbf{a}}_{k+1}} | \bar{A}_k, \bar{\mathbf{L}}_k}$  and  $\widehat{F}_k^{\text{np},v} = \widehat{F}_{Y_{\bar{A}_k, \bar{\mathbf{a}}_{k+1}} | \bar{A}_k, \bar{\mathbf{L}}_k}^{\text{np},v}$  for brevity. First, noting that  $E \left[ \widehat{\mathbb{U}}_{\theta_{q,j}}^{\text{np},v}(\mathbf{O}; \boldsymbol{\theta}_q) \right] = \sum_{k=1}^K E \left[ \widehat{\boldsymbol{\psi}}_{\theta_{q,j}}^{(k), \text{np},v}(\mathbf{O}; \boldsymbol{\theta}_q) \right]$  and the expectation for the  $K$ -th component is

$$\begin{aligned}
& E \left[ \widehat{\boldsymbol{\psi}}_{\theta_{q,j}}^{(K), \text{np},v}(\mathbf{O}; \boldsymbol{\theta}_q) \right] \\
&= E \left[ \frac{d_j(\bar{A}_K, \mathbf{Z}; \boldsymbol{\theta}_q)}{\widehat{\pi}_K^{\text{np},v}(\bar{A}_K, \bar{\mathbf{L}}_K)} \left\{ \mathbb{I}(Y \leq h(\bar{A}_K, \mathbf{Z}; \boldsymbol{\theta}_q)) - \widehat{F}_K^{\text{np},v}(h(\bar{A}_K, \mathbf{Z}; \boldsymbol{\theta}_q) | \bar{A}_K, \bar{\mathbf{L}}_K) \right\} \right] \\
&= E \left[ \frac{d_j(\bar{A}_K, \mathbf{Z}; \boldsymbol{\theta}_q)}{\widehat{\pi}_K^{\text{np},v}(\bar{A}_K, \bar{\mathbf{L}}_K)} \left\{ F_K(h(\bar{A}_K, \mathbf{Z}; \boldsymbol{\theta}_q) | \bar{A}_K, \bar{\mathbf{L}}_K) - \widehat{F}_K^{\text{np},v}(h(\bar{A}_K, \mathbf{Z}; \boldsymbol{\theta}_q) | \bar{A}_K, \bar{\mathbf{L}}_K) \right\} \right] \\
&= E \left[ \left( \frac{1}{\widehat{\pi}_K^{\text{np},v}(\bar{A}_K, \bar{\mathbf{L}}_K)} - \frac{1}{\pi_K(\bar{A}_K, \bar{\mathbf{L}}_K)} \right) \frac{d_j(\bar{A}_K, \mathbf{Z}; \boldsymbol{\theta}_q)}{\widehat{\pi}_K^{\text{np},v}(\bar{A}_K, \bar{\mathbf{L}}_K)} \left\{ F_K(h(\bar{A}_K, \mathbf{Z}; \boldsymbol{\theta}_q) | \bar{A}_K, \bar{\mathbf{L}}_K) - \widehat{F}_K^{\text{np},v}(h(\bar{A}_K, \mathbf{Z}; \boldsymbol{\theta}_q) | \bar{A}_K, \bar{\mathbf{L}}_K) \right\} \right] \\
&\quad + E \left[ \frac{d_j(\bar{A}_K, \mathbf{Z}; \boldsymbol{\theta}_q)}{\pi_K(\bar{A}_K, \bar{\mathbf{L}}_K) \widehat{\pi}_K^{\text{np},v}(\bar{A}_K, \bar{\mathbf{L}}_K)} \left\{ F_K(h(\bar{A}_K, \mathbf{Z}; \boldsymbol{\theta}_q) | \bar{A}_K, \bar{\mathbf{L}}_K) - \widehat{F}_K^{\text{np},v}(h(\bar{A}_K, \mathbf{Z}; \boldsymbol{\theta}_q) | \bar{A}_K, \bar{\mathbf{L}}_K) \right\} \right] \\
&= E \left[ \underbrace{\frac{d_j(\bar{A}_K, \mathbf{Z}; \boldsymbol{\theta}_q)}{\pi_K(\bar{A}_K, \bar{\mathbf{L}}_K) \widehat{\pi}_K^{\text{np},v}(\bar{A}_K, \bar{\mathbf{L}}_K)} \left\{ \pi_K(\bar{A}_K, \bar{\mathbf{L}}_K) - \widehat{\pi}_K^{\text{np},v}(\bar{A}_K, \bar{\mathbf{L}}_K) \right\} \left\{ F_K(h(\bar{A}_K, \mathbf{Z}; \boldsymbol{\theta}_q) | \bar{A}_K, \bar{\mathbf{L}}_K) - \widehat{F}_K^{\text{np},v}(h(\bar{A}_K, \mathbf{Z}; \boldsymbol{\theta}_q) | \bar{A}_K, \bar{\mathbf{L}}_K) \right\}}_{=o_p(n^{-1/2}) \text{ by point 1* with Cauchy-Schwarz inequality}} \right] \\
&\quad + E \left[ \sum_{a_K \in \bar{A}_K} \frac{d_j(\bar{A}_{K-1}, a_K, \mathbf{Z}; \boldsymbol{\theta}_q)}{\widehat{\pi}_K^{\text{np},v}(\bar{A}_{K-1}, \bar{\mathbf{L}}_{K-1})} \left\{ F_K(h(\bar{A}_{K-1}, a_K, \mathbf{Z}; \boldsymbol{\theta}_q) | \bar{A}_{K-1}, a_K, \bar{\mathbf{L}}_K) - \widehat{F}_K^{\text{np},v}(h(\bar{A}_{K-1}, a_K, \mathbf{Z}; \boldsymbol{\theta}_q) | \bar{A}_{K-1}, a_K, \bar{\mathbf{L}}_K) \right\} \right] \\
&= E \left[ \sum_{a_K \in \bar{A}_K} \frac{d_j(\bar{A}_{K-1}, a_K, \mathbf{Z}; \boldsymbol{\theta}_q)}{\widehat{\pi}_K^{\text{np},v}(\bar{A}_{K-1}, \bar{\mathbf{L}}_{K-1})} \left\{ F_K(h(\bar{A}_{K-1}, a_K, \mathbf{Z}; \boldsymbol{\theta}_q) | \bar{A}_{K-1}, a_K, \bar{\mathbf{L}}_K) - \widehat{F}_K^{\text{np},v}(h(\bar{A}_{K-1}, a_K, \mathbf{Z}; \boldsymbol{\theta}_q) | \bar{A}_{K-1}, a_K, \bar{\mathbf{L}}_K) \right\} \right] + o_p(n^{-1/2}),
\end{aligned}$$

which then can be used to obtain

$$\begin{aligned}
& \sum_{k=K-1}^K E \left[ \widehat{\boldsymbol{\psi}}_{\theta_{q,j}}^{(k), \text{np},v}(\mathbf{O}; \boldsymbol{\theta}_q) \right] \\
&= E \left[ \sum_{a_K \in \bar{A}_K} \frac{d_j(\bar{A}_{K-1}, a_K, \mathbf{Z}; \boldsymbol{\theta}_q)}{\widehat{\pi}_K^{\text{np},v}(\bar{A}_{K-1}, \bar{\mathbf{L}}_{K-1})} \left\{ F_K(h(\bar{A}_{K-1}, a_K, \mathbf{Z}; \boldsymbol{\theta}_q) | \bar{A}_{K-1}, a_K, \bar{\mathbf{L}}_K) - \widehat{F}_K^{\text{np},v}(h(\bar{A}_{K-1}, a_K, \mathbf{Z}; \boldsymbol{\theta}_q) | \bar{A}_{K-1}, a_K, \bar{\mathbf{L}}_K) \right\} \right] + o_p(n^{-1/2}) \\
&\quad + E \left[ \sum_{a_K \in \bar{A}_K} \frac{d_j(\bar{A}_{K-1}, a_K, \mathbf{Z}; \boldsymbol{\theta}_q)}{\widehat{\pi}_K^{\text{np},v}(\bar{A}_{K-1}, \bar{\mathbf{L}}_{K-1})} \left\{ \widehat{F}_K^{\text{np},v}(h(\bar{A}_{K-1}, a_K, \mathbf{Z}; \boldsymbol{\theta}_q) | \bar{A}_{K-1}, a_K, \bar{\mathbf{L}}_K) - \widehat{F}_{K-1}^{\text{np},v}(h(\bar{A}_{K-1}, a_K, \mathbf{Z}; \boldsymbol{\theta}_q) | \bar{A}_{K-1}, \bar{\mathbf{L}}_{K-1}) \right\} \right] \\
&= E \left[ \sum_{a_K \in \bar{A}_K} \frac{d_j(\bar{A}_{K-1}, a_K, \mathbf{Z}; \boldsymbol{\theta}_q)}{\widehat{\pi}_K^{\text{np},v}(\bar{A}_{K-1}, \bar{\mathbf{L}}_{K-1})} \left\{ F_K(h(\bar{A}_{K-1}, a_K, \mathbf{Z}; \boldsymbol{\theta}_q) | \bar{A}_{K-1}, a_K, \bar{\mathbf{L}}_K) - \widehat{F}_{K-1}^{\text{np},v}(h(\bar{A}_{K-1}, a_K, \mathbf{Z}; \boldsymbol{\theta}_q) | \bar{A}_{K-1}, \bar{\mathbf{L}}_{K-1}) \right\} \right] + o_p(n^{-1/2}) \\
&= E \left[ \sum_{a_K \in \bar{A}_K} \frac{d_j(\bar{A}_{K-1}, a_K, \mathbf{Z}; \boldsymbol{\theta}_q)}{\widehat{\pi}_K^{\text{np},v}(\bar{A}_{K-1}, \bar{\mathbf{L}}_{K-1})} \left\{ F_{K-1}(h(\bar{A}_{K-1}, a_K, \mathbf{Z}; \boldsymbol{\theta}_q) | \bar{A}_{K-1}, \bar{\mathbf{L}}_{K-1}) - \widehat{F}_{K-1}^{\text{np},v}(h(\bar{A}_{K-1}, a_K, \mathbf{Z}; \boldsymbol{\theta}_q) | \bar{A}_{K-1}, \bar{\mathbf{L}}_{K-1}) \right\} \right] + o_p(n^{-1/2}) \\
&\quad \text{(the previous step follows by Assumption (A2) and law of iterated expectation)} \\
&= E \left[ \sum_{a_K \in \bar{A}_K} \frac{d_j(\bar{A}_{K-1}, a_K, \mathbf{Z}; \boldsymbol{\theta}_q)}{\pi_{K-1}(\bar{A}_{k-1}, \bar{\mathbf{L}}_{k-1}) \widehat{\pi}_{K-2}^{\text{np},v}(\bar{A}_{K-2}, \bar{\mathbf{L}}_{K-2})} \left\{ F_{K-1}(h(\bar{A}_{K-1}, a_K, \mathbf{Z}; \boldsymbol{\theta}_q) | \bar{A}_{K-1}, \bar{\mathbf{L}}_{K-1}) - \widehat{F}_{K-1}^{\text{np},v}(h(\bar{A}_{K-1}, a_K, \mathbf{Z}; \boldsymbol{\theta}_q) | \bar{A}_{K-1}, \bar{\mathbf{L}}_{K-1}) \right\} \right] \\
&\quad + E \left[ \sum_{a_K \in \bar{A}_K} \left( \frac{1}{\widehat{\pi}_K^{\text{np},v}(\bar{A}_K, \bar{\mathbf{L}}_K)} - \frac{1}{\pi_{K-1}(\bar{A}_{k-1}, \bar{\mathbf{L}}_{k-1})} \right) \frac{d_j(\bar{A}_{K-1}, a_K, \mathbf{Z}; \boldsymbol{\theta}_q)}{\widehat{\pi}_{K-2}^{\text{np},v}(\bar{A}_{K-2}, \bar{\mathbf{L}}_{K-2})} \left\{ F_{K-1}(h(\bar{A}_{K-1}, a_K, \mathbf{Z}; \boldsymbol{\theta}_q) | \bar{A}_{K-1}, \bar{\mathbf{L}}_{K-1}) - \widehat{F}_{K-1}^{\text{np},v}(h(\bar{A}_{K-1}, a_K, \mathbf{Z}; \boldsymbol{\theta}_q) | \bar{A}_{K-1}, \bar{\mathbf{L}}_{K-1}) \right\} \right] \\
&\quad + o_p(n^{-1/2}) \\
&= E \left[ \sum_{a_{K-1} \in \bar{A}_{K-1}} \frac{d_j(\bar{A}_{K-2}, a_{K-1}, \mathbf{Z}; \boldsymbol{\theta}_q)}{\widehat{\pi}_{K-2}^{\text{np},v}(\bar{A}_{K-2}, \bar{\mathbf{L}}_{K-2})} \left\{ F_{K-1}(h(\bar{A}_{K-2}, a_{K-1}, \mathbf{Z}; \boldsymbol{\theta}_q) | \bar{A}_{K-2}, a_{K-1}, \bar{\mathbf{L}}_{K-1}) - \widehat{F}_{K-1}^{\text{np},v}(h(\bar{A}_{K-2}, a_{K-1}, \mathbf{Z}; \boldsymbol{\theta}_q) | \bar{A}_{K-2}, a_{K-1}, \bar{\mathbf{L}}_{K-1}) \right\} \right]
\end{aligned}$$

$$\begin{aligned}
& + E \left[ \underbrace{\sum_{\mathbf{a}_K \in \mathbb{A}_K} \frac{d_j(\bar{A}_{K-1}, \mathbf{a}_K, \mathbf{Z}; \boldsymbol{\theta}_q)}{\pi_{K-1}(\bar{A}_{K-1}, \bar{\mathbf{L}}_{K-1}) \hat{\pi}_{K-1}^{\text{np},v}(\bar{A}_{K-1}, \bar{\mathbf{L}}_{K-1})} \left\{ \pi_{K-1}(\bar{A}_{k-1}, \bar{\mathbf{L}}_{k-1}) - \hat{\pi}_{K-1}^{\text{np},v}(\bar{A}_{k-1}, \bar{\mathbf{L}}_{k-1}) \right\} \times \right. \\
& \quad \left. \left\{ F_{K-1} \left( h(\bar{A}_{K-1}, \mathbf{a}_K, \mathbf{Z}; \boldsymbol{\theta}_q) \middle| \bar{A}_{K-1}, \bar{\mathbf{L}}_{K-1} \right) - \hat{F}_{K-1}^{\text{np},v} \left( h(\bar{A}_{K-1}, \mathbf{a}_K, \mathbf{Z}; \boldsymbol{\theta}_q) \middle| \bar{A}_{K-1}, \bar{\mathbf{L}}_{K-1} \right) \right\} \right] + o_p(n^{-1/2}) \\
& \quad = o_p(n^{-1/2}) \text{ by point 1* and Cauchy-Schwarz inequality} \\
& = E \left[ \sum_{\mathbf{a}_{K-1} \in \mathbb{A}_{K-1}} \frac{d_j(\bar{A}_{K-2}, \mathbf{a}_{K-1}, \mathbf{Z}; \boldsymbol{\theta}_q)}{\hat{\pi}_{K-2}^{\text{np},v}(\bar{A}_{K-2}, \bar{\mathbf{L}}_{K-2})} \left\{ F_{K-1} \left( h(\bar{A}_{K-2}, \mathbf{a}_{K-1}, \mathbf{Z}; \boldsymbol{\theta}_q) \middle| \bar{A}_{K-2}, \mathbf{a}_{K-1}, \bar{\mathbf{L}}_{K-1} \right) - \hat{F}_{K-1}^{\text{np},v} \left( h(\bar{A}_{K-2}, \mathbf{a}_{K-1}, \mathbf{Z}; \boldsymbol{\theta}_q) \middle| \bar{A}_{K-2}, \mathbf{a}_{K-1}, \bar{\mathbf{L}}_{K-1} \right) \right\} \right] \\
& \quad + o_p(n^{-1/2}).
\end{aligned}$$

Applying the previous strategy from  $k = K - 1$  to 0 iteratively, one can obtain

$$\begin{aligned}
\sum_{k=0}^K E \left[ \widehat{\boldsymbol{\psi}}_{\boldsymbol{\theta}_q, j}^{(k), \text{np}, v}(\mathbf{O}; \boldsymbol{\theta}_q) \right] & = E \left[ \sum_{\bar{\mathbf{a}}_K \in \bar{\mathbb{A}}_K} d(\bar{\mathbf{a}}_K, \mathbf{Z}; \boldsymbol{\theta}_q) \left\{ F_{Y_{\bar{\mathbf{a}}_K} | \mathbf{L}_1} \left( h(\bar{\mathbf{a}}_K, \mathbf{Z}; \boldsymbol{\theta}_q) \middle| \mathbf{L}_1 \right) - q \right\} \right] + o_p(n^{-1/2}) \\
& = E \left[ \mathbb{U}_{\boldsymbol{\theta}_q}^{\text{eff}*}(\mathbf{O}; \boldsymbol{\theta}_q) \right] + o_p(n^{-1/2}).
\end{aligned}$$

Notice that the left-hand side of the previous equation is exactly  $E \left[ \widehat{\mathbb{U}}_{\boldsymbol{\theta}_q, j}^{\text{np}, v}(\mathbf{O}; \boldsymbol{\theta}_q) \right]$ , we deduce that  $R_{2,j} = E \left[ \widehat{\mathbb{U}}_{\boldsymbol{\theta}_q, j}^{\text{np}, v}(\mathbf{O}; \boldsymbol{\theta}_q) - \mathbb{U}_{\boldsymbol{\theta}_q, j}^{\text{eff}*}(\mathbf{O}; \boldsymbol{\theta}_q) \right] = o_p(n^{-1/2})$ .

Now, we have obtained that  $\mathbb{P}_{n_v} \left[ \widehat{\mathbb{U}}_{\boldsymbol{\theta}_q}^{\text{np}, v}(\mathbf{O}; \boldsymbol{\theta}_q) \right] = \mathbb{P}_{n_v} \left[ \mathbb{U}_{\boldsymbol{\theta}_q}^{\text{eff}*}(\mathbf{O}; \boldsymbol{\theta}_q) \right] + o_p(n^{-1/2})$ , thus

$$\begin{aligned}
\mathbb{P}_n \left[ \widehat{\mathbb{U}}_{\boldsymbol{\theta}_q}^{\text{np}}(\mathbf{O}; \boldsymbol{\theta}_q) \right] & = \frac{1}{n} \sum_{v=1}^V n_v \mathbb{P}_{n_v} \left[ \widehat{\mathbb{U}}_{\boldsymbol{\theta}_q}^{\text{np}, v}(\mathbf{O}; \boldsymbol{\theta}_q) \right] \\
& = \sum_{v=1}^V \left\{ \frac{n_v}{n} \mathbb{P}_{n_v} \left[ \mathbb{U}_{\boldsymbol{\theta}_q}^{\text{eff}*}(\mathbf{O}; \boldsymbol{\theta}_q) \right] + o_p \left( \frac{n_v}{n^{3/2}} \right) \right\} \\
& = \mathbb{P}_n \left[ \mathbb{U}_{\boldsymbol{\theta}_q}^{\text{eff}*}(\mathbf{O}; \boldsymbol{\theta}_q) \right] + o_p(n^{-1/2}) \tag{s49}
\end{aligned}$$

uniformly for  $\boldsymbol{\theta}_q \in \boldsymbol{\Theta}$ . In addition, noticing that  $E[\boldsymbol{\psi}_{\boldsymbol{\theta}_q}^{(k)}(\mathbf{O}; \boldsymbol{\theta}_q)] = \mathbf{0}$  for all  $\boldsymbol{\theta}_q \in \boldsymbol{\Theta}$  across  $k = 1, \dots, K$ , we have  $E[\mathbb{U}_{\boldsymbol{\theta}_q}^{\text{eff}*}(\mathbf{O}; \boldsymbol{\theta}_q) - \boldsymbol{\psi}_{\boldsymbol{\theta}_q}^{(0)}(\mathbf{O}; \boldsymbol{\theta}_q)] = \mathbf{0}$  and therefore

$$\sup_{\boldsymbol{\theta}_q \in \boldsymbol{\Theta}} \left\| \mathbb{P}_n[\mathbb{U}_{\boldsymbol{\theta}_q}^{\text{eff}*}(\mathbf{O}; \boldsymbol{\theta}_q)] - \mathbb{P}_n[\boldsymbol{\psi}_{\boldsymbol{\theta}_q}^{(0)}(\mathbf{O}; \boldsymbol{\theta}_q)] \right\| = o_p(n^{-1/2+\epsilon}) \quad \text{a.s.}$$

by uniform law of large numbers. This and (s49) suggest that

$$\sup_{\boldsymbol{\theta}_q \in \boldsymbol{\Theta}} \left\| \mathbb{P}_n[\widehat{\mathbb{U}}_{\boldsymbol{\theta}_q}^{\text{np}}(\mathbf{O}; \boldsymbol{\theta}_q)] - \mathbb{P}_n[\boldsymbol{\psi}_{\boldsymbol{\theta}_q}^{(0)}(\mathbf{O}; \boldsymbol{\theta}_q)] \right\| = o_p(n^{-1/2+\epsilon}), \quad \text{a.s.} \tag{s50}$$

Moreover, point 3\* implies the existence of a positive constant  $M$  such that

$$\begin{aligned}
\|\boldsymbol{\theta}_q - \boldsymbol{\theta}_{q0}\| & \leq M \left\| E \left[ \boldsymbol{\psi}_{\boldsymbol{\theta}_q}^{(0)}(\mathbf{O}; \boldsymbol{\theta}_q) - \boldsymbol{\psi}_{\boldsymbol{\theta}_q}^{(0)}(\mathbf{O}; \boldsymbol{\theta}_{q0}) \right] \right\| \\
& = M \left\| E \left[ \boldsymbol{\psi}_{\boldsymbol{\theta}_q}^{(0)}(\mathbf{O}; \boldsymbol{\theta}_q) \right] \right\| \\
& \leq M \left\| \mathbb{P}_n \left[ \boldsymbol{\psi}_{\boldsymbol{\theta}_q}^{(0)}(\mathbf{O}; \boldsymbol{\theta}_q) \right] \right\| + o_p(n^{-1/2+\epsilon})
\end{aligned}$$

for  $\boldsymbol{\theta}_q$  in a small neighborhood of  $\boldsymbol{\theta}_{q0}$ , where the equality from the first to the second row follows by  $E[\boldsymbol{\psi}_{\boldsymbol{\theta}_q}^{(0)}(\mathbf{O}; \boldsymbol{\theta}_{q0})] = \mathbf{0}$ . This, combined with (s50), suggests that

$$\|\boldsymbol{\theta}_q - \boldsymbol{\theta}_{q0}\| \leq M \left\| \mathbb{P}_n \left[ \widehat{\mathbb{U}}_{\boldsymbol{\theta}_q}^{\text{np}}(\mathbf{O}; \boldsymbol{\theta}_q) \right] \right\| + o_p(n^{-1/2+\epsilon}).$$

We can then replace  $\boldsymbol{\theta}_q$  in the previous equation by  $\widehat{\boldsymbol{\theta}}_q^{\text{np}}$  and also recall that  $\widehat{\boldsymbol{\theta}}_q^{\text{np}}$  solves  $\mathbb{P}_n \left[ \widehat{\mathbb{U}}_{\widehat{\boldsymbol{\theta}}_q^{\text{np}}}(\mathbf{O}; \boldsymbol{\theta}_q) \right] = \mathbf{0}$ , we have obtained  $\|\widehat{\boldsymbol{\theta}}_q^{\text{DR*}} - \boldsymbol{\theta}_{q0}\| = o_p(n^{-1/2+\epsilon})$  such that  $\widehat{\boldsymbol{\theta}}_q^{\text{np}}$  is  $\sqrt{n}$ -consistent.

To prove the asymptotic normality and semiparametric efficiency of  $\widehat{\boldsymbol{\theta}}_q^{\text{np}}$ , notice that  $\mathbb{P}_n[\mathbb{U}_{\boldsymbol{\theta}_q}^{\text{eff*}}(\mathbf{O}; \boldsymbol{\theta}_q) - \mathbb{U}_{\boldsymbol{\theta}_q}^{\text{eff*}}(\mathbf{O}; \boldsymbol{\theta}_{q0})]$  admits the following decomposition for any  $\boldsymbol{\theta}_q$  in  $O(n^{-1/3})$  neighborhood of  $\boldsymbol{\theta}_{q0}$ :

$$\mathbb{P}_n[\mathbb{U}_{\boldsymbol{\theta}_q}^{\text{eff*}}(\mathbf{O}; \boldsymbol{\theta}_q) - \mathbb{U}_{\boldsymbol{\theta}_q}^{\text{eff*}}(\mathbf{O}; \boldsymbol{\theta}_{q0})] = \sum_{k=0}^K \mathbb{P}_n[\boldsymbol{\psi}_{\boldsymbol{\theta}_q}^{(k)}(\mathbf{O}; \boldsymbol{\theta}_q) - \boldsymbol{\psi}_{\boldsymbol{\theta}_q}^{(k)}(\mathbf{O}; \boldsymbol{\theta}_{q0})],$$

where

$$\begin{aligned} & \mathbb{P}_n[\boldsymbol{\psi}_{\boldsymbol{\theta}_q}^{(K)}(\mathbf{O}; \boldsymbol{\theta}_q) - \boldsymbol{\psi}_{\boldsymbol{\theta}_q}^{(K)}(\mathbf{O}; \boldsymbol{\theta}_{q0})] \\ = & \mathbb{P}_n \left[ \underbrace{\frac{d(\bar{A}_K, \mathbf{Z}; \boldsymbol{\theta}_q)}{\bar{\pi}_K(\bar{A}_K, \bar{\mathbf{L}}_K)} \left\{ \mathbb{I}(Y \leq h(\bar{A}_K, \mathbf{Z}; \boldsymbol{\theta}_q)) - F_{Y_{\bar{A}_K} | \bar{A}_K, \bar{\mathbf{L}}_K} \left( h(\bar{A}_K, \mathbf{Z}; \boldsymbol{\theta}_q) \middle| \bar{A}_K, \bar{\mathbf{L}}_K \right) \right. \right.} \\ & \left. \left. - \mathbb{I}(Y \leq h(\bar{A}_K, \mathbf{Z}; \boldsymbol{\theta}_{q0})) + F_{Y_{\bar{A}_K} | \bar{A}_K, \bar{\mathbf{L}}_K} \left( h(\bar{A}_K, \mathbf{Z}; \boldsymbol{\theta}_{q0}) \middle| \bar{A}_K, \bar{\mathbf{L}}_K \right) \right\}}_{=o_p(n^{-1/2}) \text{ by (s29) in Lemma 6}} \right] \\ + & \mathbb{P}_n \left[ \underbrace{\left\{ \frac{d(\bar{A}_K, \mathbf{Z}; \boldsymbol{\theta}_q)}{\bar{\pi}_K(\bar{A}_K, \bar{\mathbf{L}}_K)} - \frac{d(\bar{A}_K, \mathbf{Z}; \boldsymbol{\theta}_{q0})}{\bar{\pi}_K(\bar{A}_K, \bar{\mathbf{L}}_K)} \right\} \left\{ \mathbb{I}(Y \leq h(\bar{A}_K, \mathbf{Z}; \boldsymbol{\theta}_{q0})) - F_{Y_{\bar{A}_K} | \bar{A}_K, \bar{\mathbf{L}}_K} \left( h(\bar{A}_K, \mathbf{Z}; \boldsymbol{\theta}_{q0}) \middle| \bar{A}_K, \bar{\mathbf{L}}_K \right) \right\}}_{=o_p(n^{-1/2}) \text{ by similar arguments in (s33)}} \right] \\ = & o_p(n^{-1/2}). \end{aligned}$$

Moreover, observing point 2\* and using a first-order Taylor expansion for  $\boldsymbol{\theta}_q$  around  $\boldsymbol{\theta}_{q0}$ , we can show that for  $k \in \{1, \dots, K-1\}$ ,

$$\begin{aligned} \mathbb{P}_n[\boldsymbol{\psi}_{\boldsymbol{\theta}_q}^{(k)}(\mathbf{O}; \boldsymbol{\theta}_q) - \boldsymbol{\psi}_{\boldsymbol{\theta}_q}^{(k)}(\mathbf{O}; \boldsymbol{\theta}_{q0})] &= \mathbb{P}_n \left[ \frac{\partial}{\partial \boldsymbol{\theta}_q} \boldsymbol{\psi}_{\boldsymbol{\theta}_q}^{(k)}(\mathbf{O}; \boldsymbol{\theta}_q) \Big|_{\boldsymbol{\theta}_q = \boldsymbol{\theta}_{q0}} \right] (\boldsymbol{\theta}_q - \boldsymbol{\theta}_{q0}) + o_p(n^{-1/2}) \\ &= E \left[ \frac{\partial}{\partial \boldsymbol{\theta}_q} \boldsymbol{\psi}_{\boldsymbol{\theta}_q}^{(k)}(\mathbf{O}; \boldsymbol{\theta}_q) \Big|_{\boldsymbol{\theta}_q = \boldsymbol{\theta}_{q0}} \right] (\boldsymbol{\theta}_q - \boldsymbol{\theta}_{q0}) + o_p(n^{-1/2}) \\ &= \frac{\partial}{\partial \boldsymbol{\theta}_q} E \left[ \boldsymbol{\psi}_{\boldsymbol{\theta}_q}^{(k)}(\mathbf{O}; \boldsymbol{\theta}_q) \right] \Big|_{\boldsymbol{\theta}_q = \boldsymbol{\theta}_{q0}} \times (\boldsymbol{\theta}_q - \boldsymbol{\theta}_{q0}) + o_p(n^{-1/2}) \\ &= o_p(n^{-1/2}), \end{aligned}$$

where the last equality follows by  $E \left[ \boldsymbol{\psi}_{\boldsymbol{\theta}_q}^{(k)}(\mathbf{O}; \boldsymbol{\theta}_q) \right] = \mathbf{0}$  for all  $\boldsymbol{\theta}_q \in \boldsymbol{\Theta}$  and  $k \in \{1, \dots, K-1\}$ . In addition, for  $k = 0$ , we have

$$\begin{aligned} \mathbb{P}_n[\boldsymbol{\psi}_{\boldsymbol{\theta}_q}^{(0)}(\mathbf{O}; \boldsymbol{\theta}_q) - \boldsymbol{\psi}_{\boldsymbol{\theta}_q}^{(0)}(\mathbf{O}; \boldsymbol{\theta}_{q0})] &= \mathbb{P}_n \left[ \frac{\partial}{\partial \boldsymbol{\theta}_q} \boldsymbol{\psi}_{\boldsymbol{\theta}_q}^{(0)}(\mathbf{O}; \boldsymbol{\theta}_q) \Big|_{\boldsymbol{\theta}_q = \boldsymbol{\theta}_{q0}} \right] (\boldsymbol{\theta}_q - \boldsymbol{\theta}_{q0}) + o_p(n^{-1/2}) \\ &= E \left[ \frac{\partial}{\partial \boldsymbol{\theta}_q} \boldsymbol{\psi}_{\boldsymbol{\theta}_q}^{(0)}(\mathbf{O}; \boldsymbol{\theta}_q) \Big|_{\boldsymbol{\theta}_q = \boldsymbol{\theta}_{q0}} \right] (\boldsymbol{\theta}_q - \boldsymbol{\theta}_{q0}) + o_p(n^{-1/2}) \\ &= \underbrace{\left\{ \frac{\partial}{\partial \boldsymbol{\theta}_q} E \left[ \boldsymbol{\psi}_{\boldsymbol{\theta}_q}^{(0)}(\mathbf{O}; \boldsymbol{\theta}_q) \right] \right\} \Big|_{\boldsymbol{\theta}_q = \boldsymbol{\theta}_{q0}}}_{=-\mathbf{C}_q \text{ as defined in (s26)}} (\boldsymbol{\theta}_q - \boldsymbol{\theta}_{q0}) + o_p(n^{-1/2}) \\ &= -\mathbf{C}_q (\boldsymbol{\theta}_q - \boldsymbol{\theta}_{q0}) + o_p(n^{-1/2}). \end{aligned}$$

Combining the previous discussions, we have

$$\mathbb{P}_n[\mathbb{U}_{\boldsymbol{\theta}_q}^{\text{eff*}}(\mathbf{O}; \boldsymbol{\theta}_q) - \mathbb{U}_{\boldsymbol{\theta}_q}^{\text{eff*}}(\mathbf{O}; \boldsymbol{\theta}_{q0})] = -\mathbf{C}_q (\boldsymbol{\theta}_q - \boldsymbol{\theta}_{q0}) + o_p(n^{-1/2}).$$

This, coupled with (s49), suggests that

$$\mathbb{P}_n[\widehat{\boldsymbol{\theta}}_q^{\text{np}}(\boldsymbol{O}; \boldsymbol{\theta}_q)] = \mathbb{P}_n[\mathbb{U}_{\boldsymbol{\theta}_q}^{\text{eff}*}(\boldsymbol{O}; \boldsymbol{\theta}_{q0})] - \mathbf{C}_q(\boldsymbol{\theta}_q - \boldsymbol{\theta}_{q0}) + o_p(n^{-1/2}).$$

Noting that  $\widehat{\boldsymbol{\theta}}_q^{\text{np}}$  is in the  $O(n^{-1/3})$  neighborhood of  $\boldsymbol{\theta}_{q0}$  and also the solution of the left-hand side of the previous equation, we then conclude

$$\begin{aligned} \sqrt{n}(\widehat{\boldsymbol{\theta}}_q^{\text{np}} - \boldsymbol{\theta}_{q0}) &= \mathbf{C}_q^{-1} \times \sqrt{n}\mathbb{P}_n[\mathbb{U}_{\boldsymbol{\theta}_q}^{\text{eff}*}(\boldsymbol{O}; \boldsymbol{\theta}_{q0})] + o_p(1) \\ &= \sqrt{n}\mathbb{P}_n[\mathbb{U}_{\boldsymbol{\theta}_q}^{\text{eff}}(\boldsymbol{O}; \boldsymbol{\theta}_{q0})] + o_p(1) \end{aligned}$$

This confirms that  $\widehat{\boldsymbol{\theta}}_q^{\text{np}}$  is asymptotically normal and its asymptotic variance achieves the semiparametric efficiency lower bound.

## Appendix G: Proof of Proposition 1

Let  $\phi(y; \mu, \sigma^2) = \frac{1}{\sqrt{2\pi\sigma^2}} \exp\left(-\frac{(y-\mu)^2}{2\sigma^2}\right)$  be the population density function for  $N(\mu, \sigma^2)$ . Also, let  $\phi'(y; \mu, \sigma^2) = -\frac{y-\mu}{\sigma^2} \times \phi(y; \mu, \sigma^2)$  denote the first derivative of  $\phi(y; \mu, \sigma^2)$  in terms of  $y$ . Then, the sensitivity function has the follow form

$$\begin{aligned} c_k(y, \bar{a}_K, \bar{\mathbf{l}}_k) &= F_{Y_{\bar{a}_K} | \bar{A}_k, \bar{\mathbf{L}}_k}(y | \bar{a}_k, \bar{\mathbf{l}}_k) - F_{Y_{\bar{a}_K} | \bar{A}_k, \bar{\mathbf{L}}_k}(y | 1 - a_k, \bar{a}_{k-1}, \bar{\mathbf{l}}_k) \\ &= \int_{-\infty}^y \phi\left(u; \mu_k(\bar{a}_K, \bar{\mathbf{l}}_k), \sigma_k^2(\bar{a}_K, \bar{\mathbf{l}}_k)\right) - \phi\left(u; \mu_k(\bar{a}_K, \bar{\mathbf{l}}_k) - s_k(\bar{a}_K, \bar{\mathbf{l}}_k), \sigma_k^2(\bar{a}_K, \bar{\mathbf{l}}_k)\right) du. \end{aligned}$$

Since the mean shift  $s_k(\bar{a}_K, \bar{\mathbf{l}}_k)$  is assumed small, we can apply a first-order Taylor expansion on  $\phi\left(u; \mu_k(\bar{a}_K, \bar{\mathbf{l}}_k) - s_k(\bar{a}_K, \bar{\mathbf{l}}_k), \sigma_k^2(\bar{a}_K, \bar{\mathbf{l}}_k)\right)$  with respect to  $s_k(\bar{a}_K, \bar{\mathbf{l}}_k)$  around 0. This suggests that

$$\begin{aligned} c_k(y, \bar{a}_K, \bar{\mathbf{l}}_k) &\approx \int_{-\infty}^y \phi\left(u; \mu_k(\bar{a}_K, \bar{\mathbf{l}}_k), \sigma_k^2(\bar{a}_K, \bar{\mathbf{l}}_k)\right) - \phi\left(u; \mu_k(\bar{a}_K, \bar{\mathbf{l}}_k), \sigma_k^2(\bar{a}_K, \bar{\mathbf{l}}_k)\right) \\ &\quad + \phi\left(u; \mu_k(\bar{a}_K, \bar{\mathbf{l}}_k), \sigma_k^2(\bar{a}_K, \bar{\mathbf{l}}_k)\right) \times \frac{(u - \mu_k(\bar{a}_K, \bar{\mathbf{l}}_k)) \times s_k(\bar{a}_K, \bar{\mathbf{l}}_k)}{\sigma_k^2(\bar{a}_K, \bar{\mathbf{l}}_k)} du \\ &= \int_{-\infty}^y \phi\left(u; \mu_k(\bar{a}_K, \bar{\mathbf{l}}_k), \sigma_k^2(\bar{a}_K, \bar{\mathbf{l}}_k)\right) \times \frac{(u - \mu_k(\bar{a}_K, \bar{\mathbf{l}}_k)) \times s_k(\bar{a}_K, \bar{\mathbf{l}}_k)}{\sigma_k^2(\bar{a}_K, \bar{\mathbf{l}}_k)} du \\ &= \int_{-\infty}^y s_k(\bar{a}_K, \bar{\mathbf{l}}_k) \times \phi'\left(y; \mu_k(\bar{a}_K, \bar{\mathbf{l}}_k), \sigma_k^2(\bar{a}_K, \bar{\mathbf{l}}_k)\right) du \\ &= -s_k(\bar{a}_K, \bar{\mathbf{l}}_k) \times \phi\left(u; \mu_k(\bar{a}_K, \bar{\mathbf{l}}_k), \sigma_k^2(\bar{a}_K, \bar{\mathbf{l}}_k)\right) \\ &= -\frac{s_k(\bar{a}_K, \bar{\mathbf{l}}_k)}{\sqrt{2\pi\sigma_k^2(\bar{a}_K, \bar{\mathbf{l}}_k)}} \times \exp\left\{-\frac{\left(y - \mu_k(\bar{a}_K, \bar{\mathbf{l}}_k)\right)^2}{2\sigma_k^2(\bar{a}_K, \bar{\mathbf{l}}_k)}\right\}. \end{aligned}$$

It is then immediate that this is identical to (15) with  $r_k(\bar{a}_K, \bar{\mathbf{l}}_k, \boldsymbol{\gamma}_{1k}) = -\frac{s_k(\bar{a}_K, \bar{\mathbf{l}}_k)}{\sqrt{2\pi\sigma_k^2(\bar{a}_K, \bar{\mathbf{l}}_k)}}$ ,  $b_k(\bar{a}_K, \bar{\mathbf{l}}_k, \boldsymbol{\gamma}_{2k}) = |s_k(\bar{a}_K, \bar{\mathbf{l}}_k)|$ , and  $m_k(\bar{a}_K, \bar{\mathbf{l}}_k; \boldsymbol{\gamma}_{3k}) = \mu_k(\bar{a}_K, \bar{\mathbf{l}}_k)$ .

# Appendix H: Asymptotic properties of the bias-corrected estimators (Proof of Theorem 5)

## Appendix H.1: Proof of Theorem 5(i)

Rewrite the bias-corrected IPW estimating equation (17) as  $\mathbb{P}_n \left[ \tilde{\mathbb{U}}_{\theta_q}^{\text{BC-IPW}}(\mathbf{O}; \theta_q, \hat{\alpha}) \right] = \mathbf{0}$ .

Define

$$\begin{aligned} & \mathbb{P}_n \left[ \mathbb{U}_{\theta_q}^{\text{BC-IPW}}(\mathbf{O}; \theta_q, \hat{\alpha}) \right] \\ = & \mathbb{P}_n \left[ \frac{d(\bar{A}_K, \mathbf{Z}; \theta_q)}{\bar{\pi}_K(\bar{A}_K, \bar{\mathbf{L}}_K, \hat{\alpha})} \left\{ \mathbb{I}(Y \leq h(\bar{A}_K, \mathbf{Z}; \theta_q)) - \sum_{k=1}^K c_k^*(h(\bar{A}_K, \mathbf{Z}; \theta_q), \bar{A}_K, \bar{\mathbf{L}}_k; \gamma_k, \hat{\alpha}_k) - q \right\} \right] = \mathbf{0} \end{aligned} \quad (\text{s51})$$

as the unsmoothed counterpart of  $\mathbb{P}_n \left[ \tilde{\mathbb{U}}_{\theta_q}^{\text{BC-IPW}}(\mathbf{O}; \hat{\alpha}, \theta_q) \right] = \mathbf{0}$ . Also, define  $\mathbb{P}_n \left[ \bar{\mathbb{U}}_{\theta_q}^{\text{BC-IPW}}(\mathbf{O}; \theta_q, \hat{\alpha}) \right]$  as  $\mathbb{P}_n \left[ \mathbb{U}_{\theta_q}^{\text{BC-IPW}}(\mathbf{O}; \theta_q, \hat{\alpha}) \right]$  with  $\mathbb{I}(Y \leq h(\bar{A}_K, \mathbf{Z}; \theta_q))$  in replacement by  $F_{Y|\bar{A}_K, \bar{\mathbf{L}}_K}(h(\bar{A}_K, \mathbf{Z}; \theta_q) | \bar{A}_K, \bar{\mathbf{L}}_K)$ . The following lemma will be used repeatedly in the proof of the unbiasedness of the bias-corrected estimating equations.

**Lemma 16.** *If the propensity score models are correct (i.e.,  $\pi_k(\bar{A}_k, \bar{\mathbf{L}}_k; \alpha_{k,0}) = f_{A_k|\bar{A}_{k-1}, \bar{\mathbf{L}}_{k-1}}$ ,  $k = 1, \dots, K$ ), and the working confounding functions are correct (i.e.,  $c_k(y, \bar{a}_K, \bar{\mathbf{L}}_k; \gamma_k) = c_k(y, \bar{a}_K, \bar{\mathbf{L}}_k)$ ,  $k = 1, \dots, K$ ), then we have*

$$c_k^*(y, \bar{a}_K, \bar{\mathbf{L}}_k; \gamma_k, \alpha_{k,0}) = F_{Y_{\bar{a}_K}|\bar{A}_k, \bar{\mathbf{L}}_k}(y | \bar{a}_k, \bar{\mathbf{L}}_k) - F_{Y_{\bar{a}_K}|\bar{A}_{k-1}, \bar{\mathbf{L}}_k}(y | \bar{a}_{k-1}, \bar{\mathbf{L}}_k),$$

which measures the difference of the probability of the potential outcome  $Y_{\bar{a}_K} < y$  given  $\bar{A}_k = \bar{a}_K$  and  $\bar{\mathbf{L}}_k = \bar{\mathbf{L}}_k$  as compared to it given  $\bar{A}_{k-1} = \bar{a}_{k-1}$  and  $\bar{\mathbf{L}}_k = \bar{\mathbf{L}}_k$ .

*Proof.* This is immediate after observing the following relationship:

$$\begin{aligned} & c_k^*(y, \bar{a}_K, \bar{\mathbf{L}}_k; \gamma_k, \alpha_{k,0}) \\ = & c_k(y, \bar{a}_K, \bar{\mathbf{L}}_k; \gamma_k) \times \pi_k(1 - a_k, \bar{a}_{k-1}, \bar{\mathbf{L}}_k; \alpha_{k,0}) \\ = & c_k(y, \bar{a}_K, \bar{\mathbf{L}}_k) \times f_{A_k|\bar{A}_{k-1}, \bar{\mathbf{L}}_k}(1 - a_k | \bar{a}_{k-1}, \bar{\mathbf{L}}_k) \\ = & \left( F_{Y_{\bar{a}_K}|\bar{A}_k, \bar{\mathbf{L}}_k}(y | \bar{a}_k, \bar{\mathbf{L}}_k) - F_{Y_{\bar{a}_K}|\bar{A}_k, \bar{\mathbf{L}}_k}(y | 1 - a_k, \bar{a}_{k-1}, \bar{\mathbf{L}}_k) \right) \times f_{A_k|\bar{A}_{k-1}, \bar{\mathbf{L}}_k}(1 - a_k | \bar{a}_{k-1}, \bar{\mathbf{L}}_k) \\ = & F_{Y_{\bar{a}_K}|\bar{A}_k, \bar{\mathbf{L}}_k}(y | \bar{a}_k, \bar{\mathbf{L}}_k) f_{A_k|\bar{A}_{k-1}, \bar{\mathbf{L}}_k} - F_{Y_{\bar{a}_K}|\bar{A}_k, \bar{\mathbf{L}}_k}(y | \bar{a}_k, \bar{\mathbf{L}}_k) f_{A_k|\bar{A}_{k-1}, \bar{\mathbf{L}}_k}(a_k | \bar{a}_{k-1}, \bar{\mathbf{L}}_k) \\ & - F_{Y_{\bar{a}_K}|\bar{A}_k, \bar{\mathbf{L}}_k}(y | 1 - a_k, \bar{a}_{k-1}, \bar{\mathbf{L}}_k) f_{A_k|\bar{A}_{k-1}, \bar{\mathbf{L}}_k}(1 - a_k | \bar{a}_{k-1}, \bar{\mathbf{L}}_k) \\ = & F_{Y_{\bar{a}_K}|\bar{A}_k, \bar{\mathbf{L}}_k}(y | \bar{a}_k, \bar{\mathbf{L}}_k) - F_{Y_{\bar{a}_K}|\bar{A}_{k-1}, \bar{\mathbf{L}}_k}(y | \bar{a}_{k-1}, \bar{\mathbf{L}}_k). \end{aligned}$$

□

When the propensity score models are correct (i.e.,  $\pi_k(\bar{A}_k, \bar{\mathbf{L}}_k; \alpha_{k,0}) = f_{A_k|\bar{A}_{k-1}, \bar{\mathbf{L}}_{k-1}}$ ,  $k = 1, \dots, K$ ), the following Lemma shows that (s51) is an unbiased estimating equation such that  $E[\mathbb{U}_{\theta_q}^{\text{BC-IPW}}(\mathbf{O}; \theta_{q0}, \alpha_0)] = \mathbf{0}$  if Assumptions (A1), (A3) and (A4) hold and the working confounding functions are correct (i.e.,  $c_k(y, \bar{A}_K, \bar{\mathbf{L}}_k; \gamma_k) = c_k(y, \bar{A}_K, \bar{\mathbf{L}}_k)$ ,  $k = 1, \dots, K$ ).

**Lemma 17.** *We have that  $E[\mathbb{U}_{\theta_q}^{\text{BC-IPW}}(\mathbf{O}; \theta_{q0}, \alpha_0)] = \mathbf{0}$  if identifiability assumptions (A1), (A3), and (A4) hold and the working confounding functions are correct (i.e.,  $c_k(y, \bar{A}_K, \bar{\mathbf{L}}_k; \gamma_k) = c_k(y, \bar{A}_K, \bar{\mathbf{L}}_k)$ ,  $k = 1, \dots, K$ ).*

*Proof.* First, we can show

$$\begin{aligned}
& E \left[ \mathbb{U}_{\boldsymbol{\theta}_q}^{\text{BC-IPW}}(\mathbf{O}; \boldsymbol{\theta}_{q0}, \boldsymbol{\alpha}_0) \right] \\
&= E \left[ E \left[ \sum_{\bar{a}_K \in \bar{\mathbb{A}}_K} d(\bar{a}_K, \mathbf{Z}; \boldsymbol{\theta}_{q0}) \left( \prod_{k=1}^K \frac{\mathbb{I}(A_k = a_k)}{\pi_k(a_k, \bar{\mathbf{L}}_k; \boldsymbol{\alpha}_{k,0})} \right) \{ \mathbb{I}(Y_{\bar{a}_K} \leq h(\bar{a}_K, \mathbf{Z}; \boldsymbol{\theta}_{q0})) \right. \right. \\
&\quad \left. \left. - \sum_{k=1}^K c_k^* (h(\bar{a}_K, \mathbf{Z}; \boldsymbol{\theta}_q), \bar{a}_K, \bar{\mathbf{L}}_k; \boldsymbol{\gamma}_k, \boldsymbol{\alpha}_{k,0}) - q \right) \right] \Big| \bar{A}_K = \bar{a}_K, \bar{\mathbf{L}}_K \right] \\
&= E \left[ \sum_{\bar{a}_K \in \bar{\mathbb{A}}_K} d(\bar{a}_K, \mathbf{Z}; \boldsymbol{\theta}_{q0}) \left( \prod_{k=1}^K \frac{\mathbb{I}(A_k = a_k)}{\pi_k(a_k, \bar{\mathbf{L}}_k; \boldsymbol{\alpha}_{k,0})} \right) \left\{ F_{Y_{\bar{a}_K} | \bar{A}_K, \bar{\mathbf{L}}_K} (h(\bar{a}_K, \mathbf{Z}; \boldsymbol{\theta}_{q0}) | \bar{a}_K, \bar{\mathbf{L}}_K) \right. \right. \\
&\quad \left. \left. - \sum_{k=1}^K c_k^* (h(\bar{a}_K, \mathbf{Z}; \boldsymbol{\theta}_{q0}), \bar{a}_K, \bar{\mathbf{L}}_k; \boldsymbol{\gamma}_k, \boldsymbol{\alpha}_{k,0}) - q \right\} \right] \tag{s52}
\end{aligned}$$

Then, we can rewrite the previous expectation as an iterative expectation with the internal expectation conditional on  $\bar{A}_{K-1} = \bar{a}_{K-1}, \bar{\mathbf{L}}_K$ :

$$\begin{aligned}
\text{(s52)} &= E \left[ \sum_{\bar{a}_K \in \bar{\mathbb{A}}_K} d(\bar{a}_K, \mathbf{Z}; \boldsymbol{\theta}_{q0}) \left( \prod_{k=1}^{K-1} \frac{\mathbb{I}(A_k = a_k)}{\pi_k(a_k, \bar{\mathbf{L}}_k; \boldsymbol{\alpha}_{k,0})} \right) E \left[ \frac{\mathbb{I}(A_K = a_K)}{\pi_K(a_K, \bar{\mathbf{L}}_K; \boldsymbol{\alpha}_{K,0})} \times \right. \right. \\
&\quad \left. \left. \left\{ F_{Y_{\bar{a}_K} | \bar{A}_K, \bar{\mathbf{L}}_K} (h(\bar{a}_K, \mathbf{Z}; \boldsymbol{\theta}_{q0}) | \bar{a}_K, \bar{\mathbf{L}}_K) - \sum_{k=1}^K c_k (h(\bar{a}_K, \mathbf{Z}; \boldsymbol{\theta}_{q0}), \bar{a}_K, \bar{\mathbf{L}}_k; \boldsymbol{\gamma}_k, \boldsymbol{\alpha}_{k,0}) - q \right\} \Big| \bar{A}_{K-1} = \bar{a}_{K-1}, \bar{\mathbf{L}}_K \right] \right] \\
&\quad \text{(by Lemma 16, we have } F_{Y_{\bar{a}_K} | \bar{A}_K, \bar{\mathbf{L}}_K} (y | \bar{a}_K, \bar{\mathbf{L}}_K) = \\
&\quad F_{Y_{\bar{a}_{K-1}, a_K} | \bar{A}_{K-1}, \bar{\mathbf{L}}_K} (y | \bar{a}_{K-1}, \bar{\mathbf{L}}_K) + c_K^*(y, \bar{a}_K, \bar{\mathbf{L}}_K; \boldsymbol{\gamma}_K, \boldsymbol{\alpha}_{K,0}), \text{ and therefore)} \\
&= E \left[ \sum_{\bar{a}_K \in \bar{\mathbb{A}}_K} d(\bar{a}_K, \mathbf{Z}; \boldsymbol{\theta}_{q0}) \left( \prod_{k=1}^{K-1} \frac{\mathbb{I}(A_k = a_k)}{\pi_k(a_k, \bar{\mathbf{L}}_k; \boldsymbol{\alpha}_{k,0})} \right) \underbrace{E \left[ \frac{\mathbb{I}(A_K = a_K)}{\pi_K(a_K, \bar{\mathbf{L}}_K; \boldsymbol{\alpha}_{K,0})} \Big| \bar{A}_{K-1} = \bar{a}_{K-1}, \bar{\mathbf{L}}_K \right]}_{=1} \times \\
&\quad E \left[ F_{Y_{\bar{a}_{K-1}, a_K} | \bar{A}_{K-1}, \bar{\mathbf{L}}_K} (h(\bar{a}_K, \mathbf{Z}; \boldsymbol{\theta}_{q0}) | \bar{a}_{K-1}, \bar{\mathbf{L}}_K) - \sum_{k=1}^{K-1} c_k (h(\bar{a}_K, \mathbf{Z}; \boldsymbol{\theta}_{q0}), \bar{a}_K, \bar{\mathbf{L}}_k; \boldsymbol{\gamma}_k, \boldsymbol{\alpha}_{k,0}) - q \Big| \bar{A}_{K-1} = \bar{a}_{K-1}, \bar{\mathbf{L}}_K \right] \right] \\
&= E \left[ \sum_{\bar{a}_K \in \bar{\mathbb{A}}_K} d(\bar{a}_K, \mathbf{Z}; \boldsymbol{\theta}_{q0}) \left( \prod_{k=1}^{K-1} \frac{\mathbb{I}(A_k = a_k)}{\pi_k(a_k, \bar{\mathbf{L}}_k; \boldsymbol{\alpha}_{k,0})} \right) \times \right. \\
&\quad \left. \left\{ F_{Y_{\bar{a}_{K-1}, a_K} | \bar{A}_{K-1}, \bar{\mathbf{L}}_K} (h(\bar{a}_K, \mathbf{Z}; \boldsymbol{\theta}_{q0}) | \bar{a}_{K-1}, \bar{\mathbf{L}}_K) - \sum_{k=1}^{K-1} c_k (h(\bar{a}_K, \mathbf{Z}; \boldsymbol{\theta}_{q0}), \bar{a}_K, \bar{\mathbf{L}}_k; \boldsymbol{\gamma}_k, \boldsymbol{\alpha}_{k,0}) - q \right\} \right]
\end{aligned}$$

Then, applying the iterative expectation strategy with the inner expectation conditional on  $\bar{A}_{K-2} = \bar{a}_{K-2}, \bar{\mathbf{L}}_{K-1}$ , we can rewrite the last equation of the previous formula as

$$\begin{aligned}
\text{(s52)} &= E \left[ \sum_{\bar{a}_K \in \bar{\mathbb{A}}_K} d(\bar{a}_K, \mathbf{Z}; \boldsymbol{\theta}_{q0}) \left( \prod_{k=1}^{K-2} \frac{\mathbb{I}(A_k = a_k)}{\pi_k(a_k, \bar{\mathbf{L}}_k; \boldsymbol{\alpha}_{k,0})} \right) \times \right. \\
&\quad \left. \left\{ F_{Y_{\bar{a}_{K-2}, a_{K-1}} | \bar{A}_{K-2}, \bar{\mathbf{L}}_{K-1}} (h(\bar{a}_K, \mathbf{Z}; \boldsymbol{\theta}_{q0}) | \bar{a}_{K-2}, \bar{\mathbf{L}}_{K-1}) - \sum_{k=1}^{K-2} c_k (h(\bar{a}_K, \mathbf{Z}; \boldsymbol{\theta}_{q0}), \bar{a}_K, \bar{\mathbf{L}}_k; \boldsymbol{\gamma}_k, \boldsymbol{\alpha}_{k,0}) - q \right\} \right]
\end{aligned}$$

Repeating down to  $k = 1$  gives the following formula

$$E \left[ \mathbb{U}_{\boldsymbol{\theta}_q}^{\text{BC-IPW}^*}(\mathbf{O}; \boldsymbol{\theta}_{q0}, \boldsymbol{\alpha}_0) \right] = E \left[ \sum_{\bar{a}_K \in \bar{\mathbb{A}}_K} d(\bar{a}_K, \mathbf{Z}; \boldsymbol{\theta}_{q0}) \times \left\{ \mathbb{I}(Y_{\bar{a}_K} \leq h(\bar{a}_K, \mathbf{Z}; \boldsymbol{\theta}_{q0})) - q \right\} \right]$$



This completes the proof.  $\square$

Now we ensure that unsmoothed bias-corrected IPW estimating equation,  $\mathbb{P}_n \left[ \mathbb{U}_{\theta_q}^{\text{BC-IPW}}(\mathbf{O}; \theta_q, \hat{\alpha}) \right] = \mathbf{0}$ , is an unbiased estimating equation. Then, applying similar strategy used in Lemma 8, we can show that the bias-corrected IPW estimator by solving the unsmoothed bias-corrected IPW estimating equation, denoted by  $\hat{\theta}_q^{\text{BC-IPW*}}$ , is consistent and asymptotically normal if the propensity score models are correctly specified and the working confounding functions are true. Finally, we can also show that  $\hat{\theta}_q^{\text{BC-IPW}}$  by solving the smoothed bias-corrected IPW estimating equation,  $\mathbb{P}_n \left[ \tilde{\mathbb{U}}_{\theta_q}^{\text{BC-IPW}}(\mathbf{O}; \theta_q, \hat{\alpha}) \right] = \mathbf{0}$ , is consistent and asymptotically normal by applying the similar strategy used in the proof for Theorem 2. Specifically, we can show

$$\sqrt{n}(\hat{\theta}_q^{\text{BC-IPW}} - \theta_{q0}) = - \left[ \mathcal{I}_{\theta_{q0}}^{\text{BC-IPW}} \right]^{-1} \sqrt{n} \mathbb{P}_n \left[ \mathbb{U}_{\theta_{q0}}^{\text{BC-IPW}}(\mathbf{O}; \theta_{q0}, \alpha_0) - \mathcal{S}_{\theta_{q0}, \alpha_0}^{\text{BC-IPW}} \mathcal{I}_{\alpha_0}^{-1} \mathbb{U}_{\alpha}(\mathbf{O}; \alpha_0) \right] + o_p(1),$$

where  $\mathcal{I}_{\theta_{q0}}^{\text{BC-IPW}} = \frac{\partial}{\partial \theta_q} E \left[ \mathbb{U}_{\theta_q}^{\text{BC-IPW}}(\mathbf{O}; \theta_q, \alpha_0) \right] \Big|_{\theta_q = \theta_{q0}}$  and  $\mathcal{S}_{\theta_{q0}, \alpha_0}^{\text{BC-IPW}} = \frac{\partial}{\partial \theta_q} E \left[ \mathbb{U}_{\theta_q}^{\text{BC-IPW}}(\mathbf{O}; \theta_{q0}, \alpha) \right] \Big|_{\alpha = \alpha_0}$ , and definitions of  $\mathcal{I}_{\alpha_0}$  and  $\mathbb{U}_{\alpha}(\mathbf{O}; \alpha_0)$  are given in Appendix C. Therefore, one can conclude that  $\sqrt{n}(\hat{\theta}_q^{\text{BC-IPW}} - \theta_{q0})$  converges to a multivariate normal distribution with mean zero and a finite variance-covariance matrix  $\Sigma^{\text{BC-IPW}} = \left[ \mathcal{I}_{\theta_{q0}}^{\text{BC-IPW}} \right]^{-1} \mathcal{V}^{\text{BC-IPW}} \left[ \mathcal{I}_{\theta_{q0}}^{\text{BC-IPW}} \right]^{-T}$ , where  $\mathcal{V}^{\text{BC-IPW}} = E \left[ \left( \mathbb{U}_{\theta_{q0}}^{\text{BC-IPW}}(\mathbf{O}; \theta_{q0}, \alpha_0) - \mathcal{S}_{\theta_{q0}, \alpha_0}^{\text{BC-IPW}} \mathcal{I}_{\alpha_0}^{-1} \mathbb{U}_{\alpha}(\mathbf{O}; \alpha_0) \right)^{\otimes 2} \right]$ .

A consistent estimator of  $\Sigma^{\text{BC-IPW}}$  can be  $\hat{\Sigma}^{\text{BC-IPW}} = \left[ \hat{\mathcal{I}}_{\theta_q}^{\text{BC-IPW}} \right]^{-1} \hat{\mathcal{V}}^{\text{BC-IPW}} \left[ \hat{\mathcal{I}}_{\theta_q}^{\text{BC-IPW}} \right]^{-T}$ , where  $\hat{\mathcal{I}}_{\theta_q}^{\text{BC-IPW}} = \mathbb{P}_n \left[ \frac{\partial}{\partial \theta_q} \tilde{\mathbb{U}}_{\theta_q}^{\text{BC-IPW}}(\mathbf{O}; \theta_q, \hat{\alpha}) \Big|_{\theta_q = \hat{\theta}_q^{\text{BC-IPW}}} \right]$ ,  $\hat{\mathcal{V}}^{\text{BC-IPW}} = \mathbb{P}_n \left[ \left( \tilde{\mathbb{U}}_{\theta_q}^{\text{BC-IPW}}(\mathbf{O}; \hat{\theta}_q^{\text{BC-IPW}}, \hat{\alpha}) - \hat{\mathcal{S}}_{\theta_q, \alpha}^{\text{BC-IPW}} \hat{\mathcal{I}}_{\alpha}^{-1} \mathbb{U}_{\alpha}(\mathbf{O}; \hat{\alpha}) \right)^{\otimes 2} \right]$ ,  $\hat{\mathcal{S}}_{\theta_q, \alpha}^{\text{BC-IPW}} = \mathbb{P}_n \left[ \frac{\partial}{\partial \alpha} \tilde{\mathbb{U}}_{\theta_q}^{\text{BC-IPW}}(\mathbf{O}; \hat{\theta}_q^{\text{BC-IPW}}, \alpha) \Big|_{\alpha = \hat{\alpha}} \right]$ , and  $\hat{\mathcal{I}}_{\alpha} = \mathbb{P}_n \left[ \frac{\partial}{\partial \alpha} \mathbb{U}_{\alpha}(\mathbf{O}, \alpha) \Big|_{\alpha = \hat{\alpha}} \right]$ .

## Appendix H.2: Proof of Theorem 5(ii)

According to the bias-corrected ICR estimator, the estimating equation for solving  $\beta =$

$$[\beta_1^T, \beta_2^T, \dots, \beta_K^T] \text{ is } \mathbb{P}_n [\mathbb{U}_{\beta}^{\text{BC-ICR}}(\mathbf{O}; \underline{\alpha}_2, \beta)] = \mathbb{P}_n \left[ \begin{pmatrix} \mathbb{U}_{\beta_1}^{\text{BC-ICR}}(\mathbf{O}; \beta_1, \beta_2, \alpha_2) \\ \mathbb{U}_{\beta_2}^{\text{BC-ICR}}(\mathbf{O}; \beta_2, \beta_3, \alpha_3) \\ \vdots \\ \mathbb{U}_{\beta_K}^{\text{BC-ICR}}(\mathbf{O}; \beta_K) \end{pmatrix} \right] = \mathbf{0}, \text{ where}$$

$$\underline{\alpha}_2 = [\alpha_2^T, \dots, \alpha_K^T]^T, \mathbb{U}_{\beta_K}^{\text{BC-ICR}}(\mathbf{O}; \beta_K) = \mathbb{P}_n [\mathbb{U}_{\beta_K}(Y, \bar{A}_K, \bar{L}_K; \beta_K)] \text{ and}$$

$$\begin{aligned} & \mathbb{U}_{\beta_k}^{\text{BC-ICR}}(\mathbf{O}; \beta_k, \beta_{k+1}, \alpha_{k+1}) \\ &= \sum_{\underline{a}_{k+1} \in \underline{A}_{k+1}} \int_y \mathbb{U}_{\beta_k}(y, \bar{A}_k, \underline{a}_{k+1}, \bar{L}_k) \left\{ \psi_{k+1}(y, \bar{A}_k, \underline{a}_{k+1}, \bar{L}_{k+1}; \beta_{k+1}) - c_{k+1}^*(y, \bar{A}_k, \underline{a}_{k+1}, \bar{L}_{k+1}; \gamma_{k+1}, \alpha_{k+1}) \right\} dy. \end{aligned}$$

Then, the bias-corrected ICR estimator  $\hat{\theta}_q^{\text{BC-ICR}}$  is obtained by solving  $\mathbb{P}_n [\mathbb{U}_{\theta_q}^{\text{BC-ICR}}(\mathbf{O}; \theta_q, \hat{\alpha}_1, \hat{\beta}_1)] = \mathbf{0}$ , where

$$\begin{aligned} & \mathbb{U}_{\theta_q}^{\text{BC-ICR}}(\mathbf{O}; \theta_q, \alpha_1, \beta_1) \\ &= \sum_{\bar{a}_K \in \bar{A}_K} d(\bar{a}_K, \mathbf{Z}) \left\{ \Psi_1(h(\bar{a}_K, \mathbf{Z}; \theta_q), \bar{a}_K, \mathbf{L}_1; \beta_1) - c_1^*(h(\bar{a}_K, \mathbf{Z}; \theta_q), \bar{a}_K, \mathbf{L}_1; \gamma_1, \alpha_1) - q \right\} \end{aligned}$$

In the following lemma, we show that  $\mathbb{P}_n[\mathbb{U}_\beta^{\text{BC-ICR}}(\mathbf{O}; \boldsymbol{\theta}_q, \underline{\boldsymbol{\alpha}}_2, \boldsymbol{\beta})] = \mathbf{0}$  and  $\mathbb{P}_n[\mathbb{U}_{\boldsymbol{\theta}_q}^{\text{BC-ICR}}(\mathbf{O}; \boldsymbol{\theta}_q, \boldsymbol{\alpha}_1, \boldsymbol{\beta}_1)] = \mathbf{0}$  are unbiased estimating equations, if identifiability assumptions (A1), (A3), and (A4) hold, the propensity score models are correct (i.e.,  $\pi_k(\bar{A}_k, \bar{\mathbf{L}}_k; \boldsymbol{\alpha}_{k,0}) = f_{A_k|\bar{A}_{k-1}, \bar{\mathbf{L}}_{k-1}}$ ,  $k = 1, \dots, K$ ), the outcome regression models are true (i.e.,  $\psi_k(y, \bar{A}_k, \underline{\mathbf{a}}_{k+1}, \bar{\mathbf{L}}_k; \boldsymbol{\beta}_{k,0}) = f_{Y_{\bar{A}_k, \underline{\mathbf{a}}_{k+1}}|\bar{A}_k, \bar{\mathbf{L}}_k}(y|\bar{A}_k, \bar{\mathbf{L}}_k)$ ,  $k = 1, \dots, K$ ), and the working confounding functions are correct (i.e.,  $c_k(y, \bar{A}_k, \bar{\mathbf{L}}_k; \boldsymbol{\gamma}_k) = c_k(y, \bar{A}_K, \bar{\mathbf{L}}_k)$ ,  $k = 1, \dots, K$ ).

**Lemma 18.** *If Assumptions (A1), (A3), and (A4) hold, the propensity score models are correct, the outcome regression models are true, and the working confounding functions are correct, we have that*

$$(i) \ E[\mathbb{U}_\beta^{\text{BC-ICR}}(\mathbf{O}; \underline{\boldsymbol{\alpha}}_{2,0}, \boldsymbol{\beta}_0)] = \mathbf{0},$$

$$(ii) \ E[\mathbb{U}_{\boldsymbol{\theta}_q}^{\text{BC-ICR}}(\mathbf{O}; \boldsymbol{\theta}_{q0}, \boldsymbol{\alpha}_{1,0}, \boldsymbol{\beta}_{1,0})] = \mathbf{0}.$$

*Proof.* We first show  $E[\mathbb{U}_\beta^{\text{BC-ICR}}(\mathbf{O}; \underline{\boldsymbol{\alpha}}_{2,0}, \boldsymbol{\beta}_0)] = \mathbf{0}$ . Specifically,  $E[\mathbb{U}_{\boldsymbol{\beta}_K}^{\text{BC-ICR}}(\mathbf{O}; \boldsymbol{\beta}_{K,0})] = E[\mathbb{U}_{\boldsymbol{\beta}_K}(Y, \bar{A}_K, \bar{\mathbf{L}}_K; \boldsymbol{\beta}_{K,0})] = \mathbf{0}$  by definition of  $\mathbb{U}_{\boldsymbol{\beta}_K}(Y, \bar{A}_K, \bar{\mathbf{L}}_K; \boldsymbol{\beta}_K)$ . Also, observing that

$$\begin{aligned} & E[\mathbb{U}_{\boldsymbol{\beta}_k}(\mathbf{O}; \boldsymbol{\beta}_{k,0}, \boldsymbol{\beta}_{k+1,0}, \boldsymbol{\alpha}_{k+1,0})] \\ &= \sum_{\underline{\mathbf{a}}_{k+1} \in \underline{\mathbb{A}}_{k+1}} E \left[ \int_y \mathbb{U}_{\boldsymbol{\beta}_k}(y, \bar{A}_k, \underline{\mathbf{a}}_{k+1}, \bar{\mathbf{L}}_k; \boldsymbol{\beta}_k) \left\{ \psi_{k+1}(y, \bar{A}_k, \underline{\mathbf{a}}_{k+1}, \bar{\mathbf{L}}_{k+1}; \boldsymbol{\beta}_{k+1,0}) - c_{k+1}^*(y, \bar{A}_k, \underline{\mathbf{a}}_{k+1}, \bar{\mathbf{L}}_{k+1}; \boldsymbol{\gamma}_{k+1}, \boldsymbol{\alpha}_{k+1,0}) \right\} dy \right] \\ &= \sum_{\underline{\mathbf{a}}_{k+1} \in \underline{\mathbb{A}}_{k+1}} E \left[ \int_y \mathbb{U}_{\boldsymbol{\beta}_k}(y, \bar{A}_k, \underline{\mathbf{a}}_{k+1}, \bar{\mathbf{L}}_k; \boldsymbol{\beta}_k) \left\{ f_{Y_{\bar{A}_k, \underline{\mathbf{a}}_{k+1}}|\bar{A}_k, \bar{\mathbf{L}}_k}(y|\bar{A}_k, \bar{\mathbf{L}}_k) - c_{k+1}^*(y, \bar{A}_k, \underline{\mathbf{a}}_{k+1}, \bar{\mathbf{L}}_{k+1}; \boldsymbol{\gamma}_{k+1}, \boldsymbol{\alpha}_{k+1,0}) \right\} dy \right] \\ &\quad \text{(by Lemma 16, we have that)} \\ &= \sum_{\underline{\mathbf{a}}_{k+1} \in \underline{\mathbb{A}}_{k+1}} E \left[ \int_y \mathbb{U}_{\boldsymbol{\beta}_k}(y, \bar{A}_k, \underline{\mathbf{a}}_{k+1}, \bar{\mathbf{L}}_k; \boldsymbol{\beta}_k) f_{Y_{\bar{A}_k, \underline{\mathbf{a}}_{k+1}}|\bar{A}_k, \bar{\mathbf{L}}_{k+1}}(y|\bar{A}_k, \bar{\mathbf{L}}_{k+1}) dy \right] \\ &= \sum_{\underline{\mathbf{a}}_{k+1} \in \underline{\mathbb{A}}_{k+1}} E \left[ E \left[ \mathbb{U}_{\boldsymbol{\beta}_k}(Y_{\bar{A}_k, \underline{\mathbf{a}}_{k+1}}, \bar{A}_k, \underline{\mathbf{a}}_{k+1}, \bar{\mathbf{L}}_k; \boldsymbol{\beta}_{k,0}) \middle| \bar{A}_k, \bar{\mathbf{L}}_{k+1} \right] \right] \\ &= \sum_{\underline{\mathbf{a}}_{k+1} \in \underline{\mathbb{A}}_{k+1}} E \left[ \mathbb{U}_{\boldsymbol{\beta}_k}(Y_{\bar{A}_k, \underline{\mathbf{a}}_{k+1}}, \bar{A}_k, \underline{\mathbf{a}}_{k+1}, \bar{\mathbf{L}}_k; \boldsymbol{\beta}_{k,0}) \right] \\ &= \mathbf{0} \quad \text{(by definition of } \mathbb{U}_{\boldsymbol{\beta}_k}(y, \bar{A}_k, \underline{\mathbf{a}}_{k+1}, \bar{\mathbf{L}}_k; \boldsymbol{\beta}_k)\text{),} \end{aligned}$$

we concludes  $E[\mathbb{U}_\beta^{\text{BC-ICR}}(\mathbf{O}; \underline{\boldsymbol{\alpha}}_{2,0}, \boldsymbol{\beta}_0)] = \mathbf{0}$ . Similarly, one can easily verifies that

$$\begin{aligned} & E[\mathbb{U}_{\boldsymbol{\theta}_q}^{\text{BC-ICR}}(\mathbf{O}; \boldsymbol{\theta}_{q0}, \boldsymbol{\alpha}_{1,0}, \boldsymbol{\beta}_{1,0})] \\ &= E \left[ \sum_{\bar{\mathbf{a}}_K \in \bar{\mathbb{A}}_K} d(\bar{\mathbf{a}}_K, \mathbf{Z}; \boldsymbol{\theta}_{q0}) \left\{ \Psi_1(h(\bar{\mathbf{a}}_K, \mathbf{Z}; \boldsymbol{\theta}_q), \bar{\mathbf{a}}_K, \mathbf{L}_1; \boldsymbol{\beta}_{1,0}) - c_1^*(h(\bar{\mathbf{a}}_K, \mathbf{Z}; \boldsymbol{\theta}_q), \bar{\mathbf{a}}_K, \mathbf{L}_1; \boldsymbol{\gamma}_1, \boldsymbol{\alpha}_{1,0}) - q \right\} \right] \\ &= E \left[ \sum_{\bar{\mathbf{a}}_K \in \bar{\mathbb{A}}_K} d(\bar{\mathbf{a}}_K, \mathbf{Z}; \boldsymbol{\theta}_{q0}) \left\{ F_{Y_{\bar{\mathbf{a}}_K, \mathbf{L}_1}|A_1, \mathbf{L}_1}(h(\bar{\mathbf{a}}_K, \mathbf{Z}; \boldsymbol{\theta}_{q0})|a_1, \mathbf{L}_1) - c_1^*(h(\bar{\mathbf{a}}_K, \mathbf{Z}; \boldsymbol{\theta}_q), \bar{\mathbf{a}}_K, \mathbf{L}_1; \boldsymbol{\gamma}_1, \boldsymbol{\alpha}_{1,0}) - q \right\} \right] \\ &\quad \text{(by Lemma 16, we have that)} \\ &= E \left[ \sum_{\bar{\mathbf{a}}_K \in \bar{\mathbb{A}}_K} d(\bar{\mathbf{a}}_K, \mathbf{Z}; \boldsymbol{\theta}_{q0}) \left\{ F_{Y_{\bar{\mathbf{a}}_K}|\mathbf{L}_1}(h(\bar{\mathbf{a}}_K, \mathbf{Z}; \boldsymbol{\theta}_{q0})|\mathbf{L}_1) - q \right\} \right] \\ &= E \left[ \sum_{\bar{\mathbf{a}}_K \in \bar{\mathbb{A}}_K} d(\bar{\mathbf{a}}_K, \mathbf{Z}; \boldsymbol{\theta}_{q0}) \left\{ E \left[ \mathbb{I}(Y_{\bar{\mathbf{a}}_K} \leq h(\bar{\mathbf{a}}_K, \mathbf{Z}; \boldsymbol{\theta}_{q0})) \middle| \mathbf{L}_1 \right] - q \right\} \right] \end{aligned}$$

$$\begin{aligned}
&= E \left[ \sum_{\bar{a}_K \in \bar{\mathbb{A}}_K} d(\bar{a}_K, \mathbf{Z}; \boldsymbol{\theta}_{q0}) \left\{ \mathbb{I}(Y_{\bar{a}_K} \leq h(\bar{a}_K, \mathbf{Z}; \boldsymbol{\theta}_{q0})) - q \right\} \right] \\
&= \mathbf{0}.
\end{aligned}$$

Now we ensure that  $\mathbb{P}_n[\mathbb{U}_{\boldsymbol{\beta}}^{\text{BC-ICR}}(\mathbf{O}; \underline{\boldsymbol{\alpha}}_2, \boldsymbol{\beta})] = \mathbf{0}$  and  $\mathbb{P}_n[\mathbb{U}_{\boldsymbol{\theta}_q}^{\text{BC-ICR}}(\mathbf{O}; \boldsymbol{\theta}_q, \boldsymbol{\alpha}_1, \boldsymbol{\beta}_1)] = \mathbf{0}$  are unbiased estimating equations for  $\boldsymbol{\beta}$  and  $\boldsymbol{\theta}_q$ .  $\square$

Noting that  $\mathbb{P}_n[\mathbb{U}_{\boldsymbol{\beta}}^{\text{BC-ICR}}(\mathbf{O}; \underline{\boldsymbol{\alpha}}_2, \boldsymbol{\beta})] = \mathbf{0}$  is an unbiased estimating equation (Lemma 18), one can show that  $\widehat{\boldsymbol{\beta}}$  is consistent under similar regularity conditions to those used in Appendix A. Then, using a Taylor series for  $\mathbb{P}_n[\mathbb{U}_{\boldsymbol{\beta}}^{\text{BC-ICR}}(\mathbf{O}; \underline{\boldsymbol{\alpha}}_2, \boldsymbol{\beta})] = \mathbf{0}$  around  $\underline{\boldsymbol{\alpha}}_2 = \underline{\boldsymbol{\alpha}}_{2,0}$ , and  $\boldsymbol{\beta} = \boldsymbol{\beta}_0$ , we have that

$$\begin{aligned}
\mathbb{P}_n[\mathbb{U}_{\boldsymbol{\beta}}^{\text{BC-ICR}}(\mathbf{O}; \widehat{\underline{\boldsymbol{\alpha}}}_2, \widehat{\boldsymbol{\beta}})] &= \mathbb{P}_n[\mathbb{U}_{\boldsymbol{\beta}}^{\text{BC-ICR}}(\mathbf{O}; \underline{\boldsymbol{\alpha}}_{2,0}, \boldsymbol{\beta}_0)] \\
&\quad + \mathbb{P}_n \left[ \frac{\partial}{\partial \boldsymbol{\beta}} \mathbb{U}_{\boldsymbol{\beta}}^{\text{BC-ICR}}(\mathbf{O}; \underline{\boldsymbol{\alpha}}_{2,0}, \boldsymbol{\beta}_0) \Big|_{\boldsymbol{\beta}=\boldsymbol{\beta}_0} \right] (\widehat{\boldsymbol{\beta}} - \boldsymbol{\beta}_0) \\
&\quad + \mathbb{P}_n \left[ \frac{\partial}{\partial \underline{\boldsymbol{\alpha}}_2} \mathbb{U}_{\boldsymbol{\beta}}^{\text{BC-ICR}}(\mathbf{O}; \underline{\boldsymbol{\alpha}}_{2,0}, \boldsymbol{\beta}_0) \Big|_{\underline{\boldsymbol{\alpha}}=\underline{\boldsymbol{\alpha}}_0} \right] (\widehat{\underline{\boldsymbol{\alpha}}}_2 - \underline{\boldsymbol{\alpha}}_{2,0}) + o_p(n^{-1/2})
\end{aligned}$$

This suggests

$$\sqrt{n}(\widehat{\boldsymbol{\beta}} - \boldsymbol{\beta}_0) = - [\mathcal{I}_{\boldsymbol{\beta}_0}^{\text{BC-ICR}}]^{-1} \sqrt{n} \mathbb{P}_n \left[ \mathbb{U}_{\boldsymbol{\beta}}^{\text{BC-ICR}}(\mathbf{O}; \underline{\boldsymbol{\alpha}}_{2,0}, \boldsymbol{\beta}_0) - \mathcal{S}_{\boldsymbol{\beta}_0, \underline{\boldsymbol{\alpha}}_{2,0}} \mathcal{I}_{\underline{\boldsymbol{\alpha}}_{2,0}}^* \mathbb{U}_{\boldsymbol{\alpha}}(\mathbf{O}; \boldsymbol{\alpha}_0) \right] + o_p(1),$$

where  $\mathcal{I}_{\boldsymbol{\beta}_0}^{\text{BC-ICR}} = \frac{\partial}{\partial \boldsymbol{\beta}} E[\mathbb{U}_{\boldsymbol{\beta}}^{\text{BC-ICR}}(\mathbf{O}; \underline{\boldsymbol{\alpha}}_{2,0}, \boldsymbol{\beta})] \Big|_{\boldsymbol{\beta}=\boldsymbol{\beta}_0}$ ,  $\mathcal{S}_{\boldsymbol{\beta}_0, \underline{\boldsymbol{\alpha}}_{2,0}} = \frac{\partial}{\partial \underline{\boldsymbol{\alpha}}_2} E[\mathbb{U}_{\boldsymbol{\beta}}^{\text{BC-ICR}}(\mathbf{O}; \underline{\boldsymbol{\alpha}}_2, \boldsymbol{\beta}_0)] \Big|_{\underline{\boldsymbol{\alpha}}_2=\underline{\boldsymbol{\alpha}}_{2,0}}$ , and  $\mathcal{I}_{\underline{\boldsymbol{\alpha}}_{2,0}}^*$  is the last  $d_{\underline{\boldsymbol{\alpha}}_2}$  rows of  $\mathcal{I}_{\boldsymbol{\alpha}_0}^{-1}$ , and  $d_{\underline{\boldsymbol{\alpha}}_2}$  is the length of  $\underline{\boldsymbol{\alpha}}_2$ . This concludes that  $\widehat{\boldsymbol{\beta}}$  is CAN.

Finally, applying similar strategy used in the proof for Theorem 1, one can show that the augmented ICR estimator,  $\widehat{\boldsymbol{\theta}}_q^{\text{BC-ICR}}$ , is CAN. Using a Taylor series for  $\mathbb{P}_n[\mathbb{U}_{\boldsymbol{\theta}_q}^{\text{BC-ICR}}(\mathbf{O}; \boldsymbol{\theta}_q, \boldsymbol{\alpha}_1, \boldsymbol{\beta}_1)] = \mathbf{0}$ , we have that

$$\begin{aligned}
\mathbb{P}_n[\mathbb{U}_{\boldsymbol{\theta}_q}^{\text{BC-ICR}}(\mathbf{O}; \widehat{\boldsymbol{\theta}}_q^{\text{BC-ICR}}, \widehat{\boldsymbol{\alpha}}_1, \widehat{\boldsymbol{\beta}}_1)] &= \mathbb{P}_n[\mathbb{U}_{\boldsymbol{\theta}_q}^{\text{BC-ICR}}(\mathbf{O}; \boldsymbol{\theta}_{q0}, \boldsymbol{\alpha}_{1,0}, \boldsymbol{\beta}_{1,0})] \\
&\quad + \mathbb{P}_n \left[ \frac{\partial}{\partial \boldsymbol{\theta}_q} \mathbb{U}_{\boldsymbol{\theta}_q}^{\text{BC-ICR}}(\mathbf{O}; \boldsymbol{\theta}_q, \boldsymbol{\alpha}_{1,0}, \boldsymbol{\beta}_{1,0}) \Big|_{\boldsymbol{\theta}_q=\boldsymbol{\theta}_{q0}} \right] (\widehat{\boldsymbol{\theta}}_q^{\text{BC-ICR}} - \boldsymbol{\theta}_{q0}) \\
&\quad + \mathbb{P}_n \left[ \frac{\partial}{\partial \boldsymbol{\alpha}_1} \mathbb{U}_{\boldsymbol{\theta}_q}^{\text{BC-ICR}}(\mathbf{O}; \boldsymbol{\theta}_{q0}, \boldsymbol{\alpha}_1, \boldsymbol{\beta}_{1,0}) \Big|_{\boldsymbol{\alpha}_1=\boldsymbol{\alpha}_{1,0}} \right] (\widehat{\boldsymbol{\alpha}}_1 - \boldsymbol{\alpha}_{1,0}) \\
&\quad + \mathbb{P}_n \left[ \frac{\partial}{\partial \boldsymbol{\beta}_1} \mathbb{U}_{\boldsymbol{\theta}_q}^{\text{BC-ICR}}(\mathbf{O}; \boldsymbol{\theta}_{q0}, \boldsymbol{\alpha}_{1,0}, \boldsymbol{\beta}_1) \Big|_{\boldsymbol{\beta}_1=\boldsymbol{\beta}_{1,0}} \right] (\widehat{\boldsymbol{\beta}}_1 - \boldsymbol{\beta}_{1,0}) + o_p(n^{-1/2}),
\end{aligned}$$

which implies that  $\sqrt{n}(\widehat{\boldsymbol{\theta}}_q^{\text{BC-ICR}} - \boldsymbol{\theta}_{q0})$  converges to a multivariate normal distribution with mean zero and variance-covariance matrix

$$\boldsymbol{\Sigma}^{\text{BC-ICR}} = \left[ \mathcal{I}_{\boldsymbol{\theta}_{q0}}^{\text{BC-ICR}} \right]^{-1} \boldsymbol{\nu}^{\text{BC-ICR}} \left[ \mathcal{I}_{\boldsymbol{\theta}_{q0}}^{\text{BC-ICR}} \right]^{-T},$$

where  $\mathcal{I}_{\boldsymbol{\theta}_{q0}}^{\text{BC-ICR}} = \frac{\partial}{\partial \boldsymbol{\theta}_q} E[\mathbb{U}_{\boldsymbol{\theta}_q}^{\text{BC-ICR}}(\mathbf{O}; \boldsymbol{\theta}_q, \boldsymbol{\alpha}_{1,0}, \boldsymbol{\beta}_{1,0})] \Big|_{\boldsymbol{\theta}_q=\boldsymbol{\theta}_{q0}}$ ,  $\boldsymbol{\nu}^{\text{BC-ICR}} = E \left[ \left( \mathbb{U}_{\boldsymbol{\theta}_q}^{\text{BC-ICR}}(\mathbf{O}; \boldsymbol{\theta}_{q0}, \boldsymbol{\alpha}_{1,0}, \boldsymbol{\beta}_{1,0}) - \mathcal{S}_{\boldsymbol{\theta}_{q0}, \boldsymbol{\alpha}_{1,0}}^{\text{BC-ICR}} \mathcal{I}_{\boldsymbol{\alpha}_{1,0}}^* \mathbb{U}_{\boldsymbol{\alpha}}(\mathbf{O}; \boldsymbol{\alpha}_0) - \mathcal{S}_{\boldsymbol{\theta}_{q0}, \boldsymbol{\beta}_{1,0}}^{\text{BC-ICR}} \mathcal{I}_{\boldsymbol{\beta}_{1,0}}^* \mathbb{U}_{\boldsymbol{\beta}}^{\text{BC-ICR}}(\mathbf{O}; \boldsymbol{\alpha}_0, \boldsymbol{\beta}_0) \right)^{\otimes 2} \right]$ ,  $\mathcal{S}_{\boldsymbol{\theta}_{q0}, \boldsymbol{\alpha}_{1,0}}^{\text{BC-ICR}} = \frac{\partial}{\partial \boldsymbol{\alpha}_1} E[\mathbb{U}_{\boldsymbol{\theta}_q}^{\text{BC-ICR}}(\mathbf{O}; \boldsymbol{\theta}_{q0}, \boldsymbol{\alpha}_1, \boldsymbol{\beta}_{1,0})] \Big|_{\boldsymbol{\alpha}_1=\boldsymbol{\alpha}_{1,0}}$ ,  $\mathcal{S}_{\boldsymbol{\theta}_{q0}, \boldsymbol{\beta}_{1,0}}^{\text{BC-ICR}} = \frac{\partial}{\partial \boldsymbol{\beta}_1} E[\mathbb{U}_{\boldsymbol{\theta}_q}^{\text{BC-ICR}}(\mathbf{O}; \boldsymbol{\theta}_{q0}, \boldsymbol{\alpha}_{1,0}, \boldsymbol{\beta}_1)] \Big|_{\boldsymbol{\beta}_1=\boldsymbol{\beta}_{1,0}}$ ,  $\mathcal{I}_{\boldsymbol{\alpha}_{1,0}}^*$  is the first  $d_{\boldsymbol{\alpha}_1}$

rows of  $\mathcal{I}_{\alpha_0}^{-1}$  ( $d_{\alpha_1}$  is the length of  $\alpha_1$ ),  $\mathcal{I}_{\beta_{1,0}}^*$  is the first  $d_{\beta_1}$  rows of  $[\mathcal{I}_{\beta_0}^{\text{BC-ICR}}]^{-1}$  ( $d_{\beta_1}$  is the length of  $\beta_1$ ), and  $\mathbb{U}_{\beta}^{\text{BC-ICR}^*}(\mathbf{O}; \alpha_0, \beta_0) = \mathbb{U}_{\beta}^{\text{BC-ICR}}(\mathbf{O}; \underline{\alpha}_{2,0}, \beta_0) - \mathcal{S}_{\beta_0, \underline{\alpha}_{2,0}} \mathcal{I}_{\alpha_{2,0}}^* \mathbb{U}_{\alpha}(\mathbf{O}; \alpha_0)$ .

Furthermore,  $\widehat{\Sigma}^{\text{BC-ICR}} = [\widehat{\mathcal{I}}_{\theta_q}^{\text{BC-ICR}}]^{-1} \widehat{\mathcal{V}}^{\text{BC-ICR}} [\widehat{\mathcal{I}}_{\theta_q}^{\text{BC-ICR}}]^{-T}$  is a consistent estimator of  $\Sigma^{\text{BC-ICR}}$ , where  $\widehat{\mathcal{I}}_{\theta_q}^{\text{BC-ICR}} = \mathbb{P}_n \left[ \frac{\partial}{\partial \theta_q} \mathbb{U}_{\theta_q}^{\text{BC-ICR}}(\mathbf{O}; \theta_q, \widehat{\alpha}_{1,0}, \widehat{\beta}_{1,0}) \Big|_{\theta_q = \widehat{\theta}_q^{\text{BC-ICR}}} \right]$ , and  $\widehat{\mathcal{V}}^{\text{BC-ICR}} = \mathbb{P}_n \left[ \left( \mathbb{U}_{\theta_q}^{\text{BC-ICR}}(\mathbf{O}; \widehat{\theta}_q^{\text{BC-ICR}}, \widehat{\alpha}_{1,0}, \widehat{\beta}_{1,0}) - \widehat{\mathcal{S}}_{\theta_q, \alpha_1}^{\text{BC-ICR}} \widehat{\mathcal{I}}_{\alpha_1}^* \mathbb{U}_{\alpha}(\mathbf{O}; \widehat{\alpha}) - \widehat{\mathcal{S}}_{\theta_q, \beta_1}^{\text{BC-ICR}} \widehat{\mathcal{I}}_{\beta_1}^* \mathbb{U}_{\beta}^{\text{BC-ICR}^*}(\mathbf{O}; \widehat{\alpha}, \widehat{\beta}) \right)^{\otimes 2} \right]$ ,  $\mathcal{S}_{\theta_{q0}, \alpha_{1,0}}^{\text{BC-ICR}} = E \left[ \frac{\partial}{\partial \alpha_1} \mathbb{U}_{\theta_q}^{\text{BC-ICR}}(\mathbf{O}; \theta_{q0}, \alpha_1, \beta_{1,0}) \Big|_{\alpha_1 = \alpha_{1,0}} \right]$ ,  $\widehat{\mathcal{S}}_{\theta_q, \beta_1}^{\text{BC-ICR}} = \mathbb{P}_n \left[ \frac{\partial}{\partial \beta_1} \mathbb{U}_{\theta_q}^{\text{BC-ICR}}(\mathbf{O}; \widehat{\theta}_q^{\text{BC-ICR}}, \widehat{\alpha}_1, \beta_1) \Big|_{\beta_1 = \widehat{\beta}_1} \right]$ ,  $\widehat{\mathcal{I}}_{\alpha_1}^*$  is the first  $d_{\alpha_1}$  rows of  $\widehat{\mathcal{I}}_{\alpha}^{-1}$  ( $d_{\alpha_1}$  is the length of  $\alpha_1$  and  $\widehat{\mathcal{I}}_{\alpha} = \mathbb{P}_n \left[ \frac{\partial}{\partial \alpha} \mathbb{U}(\mathbf{O}; \alpha) \Big|_{\alpha = \widehat{\alpha}} \right]$ ),  $\widehat{\mathcal{I}}_{\beta_1}^*$  is the first  $d_{\beta_1}$  rows of  $[\widehat{\mathcal{I}}_{\beta}^{\text{BC-ICR}}]^{-1}$  ( $d_{\beta_1}$  is the length of  $\beta_1$  and  $\widehat{\mathcal{I}}_{\beta}^{\text{BC-ICR}} = \mathbb{P}_n \left[ \frac{\partial}{\partial \beta} \mathbb{U}_{\beta}^{\text{BC-ICR}}(\mathbf{O}; \widehat{\alpha}_2, \beta) \Big|_{\beta = \widehat{\beta}} \right]$ ), and  $\mathbb{U}_{\beta}^{\text{BC-ICR}^*}(\mathbf{O}; \widehat{\alpha}, \widehat{\beta}) = \mathbb{U}_{\beta}^{\text{BC-ICR}}(\mathbf{O}; \widehat{\alpha}_2, \widehat{\beta}) - \widehat{\mathcal{S}}_{\beta, \alpha_2} \widehat{\mathcal{I}}_{\alpha_2}^* \mathbb{U}_{\alpha}(\mathbf{O}; \widehat{\alpha})$  (here,  $\widehat{\mathcal{S}}_{\beta, \alpha_2} = \mathbb{P}_n \left[ \frac{\partial}{\partial \alpha_2} \mathbb{U}_{\beta}^{\text{BC-ICR}}(\mathbf{O}; \underline{\alpha}_2, \widehat{\beta}) \Big|_{\alpha_2 = \widehat{\alpha}_2} \right]$ ,  $\widehat{\mathcal{I}}_{\alpha_2}^*$  is the last  $d_{\alpha_2}$  rows of  $\widehat{\mathcal{I}}_{\alpha}^{-1}$ , and  $d_{\alpha_2}$  is the length of  $\alpha_2$ ).

### Appendix H.3: Proof of Theorem 5(iii)

Define  $\mathbb{P}_n \left[ \mathbb{U}_{\theta_q}^{\text{BC-DR}}(\mathbf{O}; \theta_q, \alpha, \beta) \right]$  as the unsmoothed bias-corrected doubly robust estimating equation, which replaces  $\mathcal{K} \left( \frac{h(\bar{A}_K, \mathbf{Z}; \theta_q) - Y}{\tau_n} \right)$  used in the bias-corrected doubly robust estimating equation,  $\mathbb{P}_n \left[ \widetilde{\mathbb{U}}_{\theta_q}^{\text{BC-DR}}(\mathbf{O}; \theta_q, \alpha, \beta) \right]$ , with  $\mathbb{I}(Y \leq h(\bar{A}_K, \mathbf{Z}; \theta_q))$ . Specifically,

$$\mathbb{P}_n \left\{ \mathbb{U}_{\theta_q}^{\text{BC-DR}}(\mathbf{O}; \theta_q, \alpha, \beta) \right\} = \mathbb{P}_n \left\{ \mathbb{U}_{\theta_q}^{(K)}(\mathbf{O}; \theta_q, \alpha, \beta) + \sum_{k=0}^{K-1} \widetilde{\mathbb{U}}_{\theta_q}^{(k)}(\mathbf{O}; \theta_q, \alpha, \beta) \right\} = \mathbf{0},$$

where  $\mathbb{U}_{\theta_q}^{(K)}(\mathbf{O}; \theta_q, \alpha, \beta)$  is defined in Section 4.1 and  $\widetilde{\mathbb{U}}_{\theta_q}^{(k)}(\mathbf{O}; \theta_q, \alpha, \beta)$ ,  $k = 1, \dots, K-1$ , and  $\widetilde{\mathbb{U}}_{\theta_q}^{(0)}(\mathbf{O}; \theta_q, \alpha, \beta)$  are defined in Section 6.3. Also, define  $\mathbb{P}_n \left\{ \bar{\mathbb{U}}_{\theta_q}^{\text{BC-DR}}(\mathbf{O}; \theta_q, \alpha, \beta) \right\}$  as  $\mathbb{P}_n \left\{ \mathbb{U}_{\theta_q}^{\text{BC-DR}}(\mathbf{O}; \theta_q, \alpha, \beta) \right\}$  with  $\mathbb{U}_{\theta_q}^{(K)}(\mathbf{O}; \theta_q, \alpha, \beta)$  in replacement by

$$\begin{aligned} & \bar{\mathbb{U}}_{\theta_q}^{(K)}(\mathbf{O}; \theta_q, \alpha, \beta) \\ &= \frac{d(\bar{A}_K, \mathbf{Z}; \theta_q)}{\bar{\pi}_K(\bar{A}_K, \bar{\mathbf{L}}_K; \alpha)} \left\{ F_{Y|\bar{A}_K, \bar{\mathbf{L}}_K} \left( h(\bar{A}_K, \mathbf{Z}; \theta_q) \mid \bar{A}_K, \bar{\mathbf{L}}_K \right) - \Psi_K \left( h(\bar{A}_K, \mathbf{Z}; \theta_q), \bar{A}_K, \bar{\mathbf{L}}_K; \beta_K \right) \right\} \end{aligned}$$

The following Lemma shows that  $\mathbb{P}_n \left[ \mathbb{U}_{\theta_q}^{\text{BC-DR}}(\mathbf{O}; \theta_q, \alpha, \beta) \right]$  is an unbiased estimating equation if Assumptions (A1), (A3), and (A4) hold, the confounding functions are true, the propensity score models are correct (i.e.,  $\pi_k(\bar{A}_k, \bar{\mathbf{L}}_k; \alpha_{k,0}) = f_{A_k|\bar{A}_{k-1}, \bar{\mathbf{L}}_{k-1}}$ ,  $k = 1, \dots, K$ ,  $k = 1, \dots, K$ ), but regardless of whether the outcome models are correct or not.

**Lemma 19.** *If Assumptions (A1), (A3), and (A4) hold, the confounding functions are true, then  $E \left[ \mathbb{U}_{\theta_q}^{\text{BC-DR}}(\mathbf{O}; \theta_{q0}, \alpha_0, \beta^*) \right] = \mathbf{0}$ , regardless of whether  $\beta^* = \beta_0$  or not.*

*Proof.* We can rewrite the bias-corrected doubly robust estimating score as

$$\mathbb{U}_{\theta_q}^{\text{BC-DR}}(\mathbf{O}; \theta_q, \alpha, \beta) = \sum_{k=1}^K \widetilde{\mathbb{T}}_{\theta_q}^{(k)}(\mathbf{O}; \theta_q, \alpha, \beta),$$

where

$$\begin{aligned}
\tilde{\mathbb{T}}_{\theta_q}^{(0)}(\mathbf{O}; \boldsymbol{\theta}_q, \boldsymbol{\alpha}, \boldsymbol{\beta}) &= \frac{d(\bar{A}_K, \mathbf{Z}; \boldsymbol{\theta}_q)}{\bar{\pi}_K(\bar{A}_K, \bar{\mathbf{L}}_K; \bar{\boldsymbol{\alpha}}_K)} \times \mathbb{I}(Y \leq h(\bar{A}_K, \mathbf{Z}; \boldsymbol{\theta}_q)) \\
&\quad - \sum_{k=1}^K \sum_{\underline{a}_k \in \bar{\mathbb{A}}_k} \frac{d(\bar{A}_{k-1}, \underline{a}_k, \mathbf{Z})}{\bar{\pi}_{k-1}(\bar{A}_{k-1}, \bar{\mathbf{L}}_{k-1}; \bar{\boldsymbol{\alpha}}_{k-1})} c_k^* \left( h(\bar{A}_{k-1}, \underline{a}_k, \mathbf{Z}; \boldsymbol{\theta}_q), \bar{A}_{k-1}, \underline{a}_k, \bar{\mathbf{L}}_k; \boldsymbol{\gamma}_k, \boldsymbol{\alpha}_k \right) \\
&\quad - \sum_{\bar{a}_K \in \bar{\mathbb{A}}_K} d(\bar{a}_K, \mathbf{Z}; \boldsymbol{\theta}_q) \times q, \\
\tilde{\mathbb{T}}_{\theta_q}^{(k)}(\mathbf{O}; \boldsymbol{\theta}_q, \boldsymbol{\alpha}, \boldsymbol{\beta}) &= \sum_{\underline{a}_k \in \bar{\mathbb{A}}_k} \frac{d(\bar{A}_{k-1}, \underline{a}_k, \mathbf{Z}; \boldsymbol{\theta}_q)}{\bar{\pi}_{k-1}(\bar{A}_{k-1}, \bar{\mathbf{L}}_{k-1}; \bar{\boldsymbol{\alpha}}_{k-1})} \times \Psi_k \left( h(\bar{A}_{k-1}, \underline{a}_k, \mathbf{Z}; \boldsymbol{\theta}_q), \bar{A}_{k-1}, \underline{a}_k, \bar{\mathbf{L}}_k; \boldsymbol{\beta}_k \right) \\
&\quad - \sum_{\underline{a}_{k+1} \in \bar{\mathbb{A}}_{k+1}} \frac{d(\bar{A}_k, \underline{a}_{k+1}, \mathbf{Z}; \boldsymbol{\theta}_q)}{\bar{\pi}_k(\bar{A}_k, \bar{\mathbf{L}}_k; \bar{\boldsymbol{\alpha}}_k)} \times \Psi_k \left( h(\bar{A}_k, \underline{a}_{k+1}, \mathbf{Z}; \boldsymbol{\theta}_q), \bar{A}_k, \underline{a}_{k+1}, \bar{\mathbf{L}}_k; \boldsymbol{\beta}_k \right),
\end{aligned}$$

for  $k = 1, \dots, K$ .

We first show  $E[\tilde{\mathbb{T}}_{\theta_q}^{(0)}(\mathbf{O}; \boldsymbol{\theta}_{q0}, \boldsymbol{\alpha}_0, \boldsymbol{\beta}^*)] = \mathbf{0}$ . By the consistency assumption (A1), we have

$$\begin{aligned}
&\tilde{\mathbb{T}}_{\theta_q}^{(0)}(\mathbf{O}; \boldsymbol{\theta}_{q0}, \boldsymbol{\alpha}_0, \boldsymbol{\beta}^*) \\
&= \sum_{\bar{a}_K \in \bar{\mathbb{A}}_K} \frac{d(\bar{a}_K, \mathbf{Z}; \boldsymbol{\theta}_{q0}) \mathbb{I}(\bar{A}_K = \bar{a}_K)}{\bar{\pi}_K(\bar{a}_K, \bar{\mathbf{L}}_K; \bar{\boldsymbol{\alpha}}_{K,0})} \times \mathbb{I}(Y_{\bar{a}_K} \leq h(\bar{a}_K, \mathbf{Z}; \boldsymbol{\theta}_{q0})) - \\
&\quad \sum_{k=1}^K \sum_{\bar{a}_k \in \bar{\mathbb{A}}_k} \frac{d(\bar{a}_k, \mathbf{Z}; \boldsymbol{\theta}_{q0}) \mathbb{I}(\bar{A}_{k-1} = \bar{a}_{k-1})}{\bar{\pi}_{k-1}(\bar{a}_{k-1}, \bar{\mathbf{L}}_{k-1}; \bar{\boldsymbol{\alpha}}_{k-1,0})} c_k^* \left( h(\bar{a}_k, \mathbf{Z}; \boldsymbol{\theta}_{q0}), \bar{a}_k, \bar{\mathbf{L}}_k; \boldsymbol{\gamma}_k, \boldsymbol{\alpha}_{k,0} \right) - \sum_{\bar{a}_K \in \bar{\mathbb{A}}_K} d(\bar{a}_K, \mathbf{Z}; \boldsymbol{\theta}_q) \times q,
\end{aligned}$$

where the expectation of the second term in the right hand side of the equation is

$$\begin{aligned}
&E \left[ \sum_{\bar{a}_K \in \bar{\mathbb{A}}_K} \frac{d(\bar{a}_K, \mathbf{Z}; \boldsymbol{\theta}_{q0}) \mathbb{I}(\bar{A}_{k-1} = \bar{a}_{k-1})}{\bar{\pi}_{k-1}(\bar{a}_{k-1}, \bar{\mathbf{L}}_{k-1}; \bar{\boldsymbol{\alpha}}_{k-1,0})} c_k^* \left( h(\bar{a}_K, \mathbf{Z}; \boldsymbol{\theta}_q), \bar{a}_K, \bar{\mathbf{L}}_k; \boldsymbol{\gamma}_k, \boldsymbol{\alpha}_{k,0} \right) \right] \\
&= E \left[ \sum_{\bar{a}_K \in \bar{\mathbb{A}}_K} \frac{d(\bar{a}_K, \mathbf{Z}; \boldsymbol{\theta}_{q0}) \mathbb{I}(\bar{A}_{k-1} = \bar{a}_{k-1})}{\bar{\pi}_{k-1}(\bar{a}_{k-1}, \bar{\mathbf{L}}_{k-1}; \bar{\boldsymbol{\alpha}}_{k-1,0})} \times \underbrace{\prod_{j=k}^K E \left[ \frac{\mathbb{I}(A_j = a_j)}{\pi_j(\bar{a}_j, \bar{\mathbf{L}}_j; \boldsymbol{\alpha}_{j,0})} \middle| A_j = a_j, \bar{\mathbf{L}}_j \right]}_{=1} \right] \times \\
&\quad c_k^* \left( h(\bar{a}_K, \mathbf{Z}; \boldsymbol{\theta}_q), \bar{a}_K, \bar{\mathbf{L}}_k; \boldsymbol{\gamma}_k, \boldsymbol{\alpha}_{k,0} \right) \\
&\quad \text{(by law of iterated expectation, we have)} \\
&= E \left[ \sum_{\bar{a}_K \in \bar{\mathbb{A}}_K} \frac{d(\bar{a}_K, \mathbf{Z}; \boldsymbol{\theta}_{q0}) \mathbb{I}(\bar{A}_K = \bar{a}_K)}{\bar{\pi}_K(\bar{a}_K, \bar{\mathbf{L}}_K; \bar{\boldsymbol{\alpha}}_{K,0})} c_k \left( h(\bar{a}_K, \mathbf{Z}; \boldsymbol{\theta}_q), \bar{a}_K, \bar{\mathbf{L}}_k; \boldsymbol{\gamma}_k, \boldsymbol{\alpha}_{k,0} \right) \right]
\end{aligned}$$

and the expectation of the third term in the right hand side of the equation is

$$\begin{aligned}
&E \left[ \sum_{\bar{a}_K \in \bar{\mathbb{A}}_K} d(\bar{a}_K, \mathbf{Z}; \boldsymbol{\theta}_q) \times q \right] = E \left[ \sum_{\bar{a}_K \in \bar{\mathbb{A}}_K} d(\bar{a}_K, \mathbf{Z}; \boldsymbol{\theta}_q) \times \underbrace{\prod_{j=1}^K E \left[ \frac{\mathbb{I}(A_j = a_j)}{\pi_j(\bar{a}_j, \bar{\mathbf{L}}_j; \boldsymbol{\alpha}_{j,0})} \middle| A_j = a_j, \bar{\mathbf{L}}_j \right]}_{=1} \times q \right] \\
&\quad \text{(by law of iterated expectation, we have)}
\end{aligned}$$

$$= E \left[ \sum_{\bar{a}_K \in \bar{\mathbb{A}}_K} \frac{d(\bar{a}_K, \mathbf{Z}; \boldsymbol{\theta}_{q0}) \mathbb{I}(\bar{A}_K = \bar{a}_K)}{\bar{\pi}_K(\bar{a}_K, \bar{\mathbf{L}}_K; \bar{\boldsymbol{\alpha}}_{K,0})} \times q \right].$$

This suggests that

$$\begin{aligned} & E \left[ \tilde{\mathbb{T}}_{\boldsymbol{\theta}_q}^{(0)}(\mathbf{O}; \boldsymbol{\theta}_{q0}, \boldsymbol{\alpha}_0, \boldsymbol{\beta}^*) \right] \\ &= E \left[ \sum_{\bar{a}_K \in \bar{\mathbb{A}}_K} \frac{d(\bar{a}_K, \mathbf{Z}; \boldsymbol{\theta}_q) \mathbb{I}(\bar{A}_K = \bar{a}_K)}{\bar{\pi}_K(\bar{a}_K, \bar{\mathbf{L}}_K; \bar{\boldsymbol{\alpha}}_{K,0})} \times \mathbb{I}(Y_{\bar{a}_K} \leq h(\bar{a}_K, \mathbf{Z}; \boldsymbol{\theta}_q)) - \right. \\ & \quad \left. \sum_{k=1}^K \sum_{\bar{a}_K \in \bar{\mathbb{A}}_K} \frac{d(\bar{a}_K, \mathbf{Z}; \boldsymbol{\theta}_{q0}) \mathbb{I}(\bar{A}_K = \bar{a}_K)}{\bar{\pi}_K(\bar{a}_K, \bar{\mathbf{L}}_K; \bar{\boldsymbol{\alpha}}_{K,0})} c_k^* \left( h(\bar{a}_K, \mathbf{Z}; \boldsymbol{\theta}_q), \bar{a}_K, \bar{\mathbf{L}}_k; \boldsymbol{\gamma}_k, \boldsymbol{\alpha}_{k,0} \right) - \sum_{\bar{a}_K \in \bar{\mathbb{A}}_K} \frac{d(\bar{a}_K, \mathbf{Z}; \boldsymbol{\theta}_{q0}) \mathbb{I}(\bar{A}_K = \bar{a}_K)}{\bar{\pi}_K(\bar{a}_K, \bar{\mathbf{L}}_K; \bar{\boldsymbol{\alpha}}_{K,0})} \times q \right] \\ &= E \left[ \sum_{\bar{a}_K \in \bar{\mathbb{A}}_K} \frac{d(\bar{a}_K, \mathbf{Z}; \boldsymbol{\theta}_q) \mathbb{I}(\bar{A}_K = \bar{a}_K)}{\bar{\pi}_K(\bar{a}_K, \bar{\mathbf{L}}_K; \bar{\boldsymbol{\alpha}}_{K,0})} \left\{ \mathbb{I}(Y_{\bar{a}_K} \leq h(\bar{a}_K, \mathbf{Z}; \boldsymbol{\theta}_q)) - c_k \left( h(\bar{a}_K, \mathbf{Z}; \boldsymbol{\theta}_q), \bar{a}_K, \bar{\mathbf{L}}_k \right) - q \right\} \right] \\ &= E[\mathbb{U}_{\boldsymbol{\theta}_q}^{\text{BC-IPW}}(\mathbf{O}; \boldsymbol{\theta}_{q0}, \boldsymbol{\alpha}_0)] \\ &= \mathbf{0} \quad (\text{by Lemma 17, we have } E[\mathbb{U}_{\boldsymbol{\theta}_q}^{\text{BC-IPW}}(\mathbf{O}; \boldsymbol{\theta}_{q0}, \boldsymbol{\alpha}_0)] = \mathbf{0}). \end{aligned}$$

Now we conclude  $E[\tilde{\mathbb{T}}_{\boldsymbol{\theta}_q}^{(0)}(\mathbf{O}; \boldsymbol{\theta}_{q0}, \bar{\boldsymbol{\alpha}}_{K,0})] = \mathbf{0}$ .

Next, we can show that the expectation of the second term in  $\tilde{\mathbb{T}}_{\boldsymbol{\theta}_q}^{(k)}(\mathbf{O}; \boldsymbol{\theta}_{q0}, \boldsymbol{\alpha}_0, \boldsymbol{\beta}^*)$  is

$$\begin{aligned} & E \left[ \sum_{\underline{a}_{k+1} \in \underline{\mathbb{A}}_{k+1}} \frac{d(\bar{A}_k, \underline{a}_{k+1}, \mathbf{Z}; \boldsymbol{\theta}_{q0})}{\bar{\pi}_k(\bar{A}_k, \bar{\mathbf{L}}_k; \bar{\boldsymbol{\alpha}}_{k,0})} \times \Psi_k \left( h(\bar{A}_k, \underline{a}_{k+1}, \mathbf{Z}; \boldsymbol{\theta}_{q0}), \bar{A}_k, \underline{a}_{k+1}, \bar{\mathbf{L}}_k; \boldsymbol{\beta}_k^* \right) \right] \\ &= E \left[ \sum_{\underline{a}_k \in \underline{\mathbb{A}}_k} \frac{d(\bar{A}_{k-1}, \underline{a}_k, \mathbf{Z}; \boldsymbol{\theta}_{q0}) \times \mathbb{I}(A_k = a_k)}{\bar{\pi}_{k-1}(\bar{A}_{k-1}, \bar{\mathbf{L}}_{k-1}; \bar{\boldsymbol{\alpha}}_{k-1,0}) \times \pi_k(a_k, \bar{A}_{k-1}, \bar{\mathbf{L}}_k; \boldsymbol{\alpha}_{k,0})} \times \Psi_k \left( h(\bar{A}_{k-1}, \underline{a}_k, \mathbf{Z}; \boldsymbol{\theta}_{q0}), \bar{A}_{k-1}, \underline{a}_k, \bar{\mathbf{L}}_k; \boldsymbol{\beta}_k^* \right) \right] \\ &= E \left\{ \sum_{\underline{a}_k \in \underline{\mathbb{A}}_k} E \left[ \frac{d(\bar{A}_{k-1}, \underline{a}_k, \mathbf{Z}; \boldsymbol{\theta}_{q0}) \times \mathbb{I}(A_k = a_k)}{\bar{\pi}_{k-1}(\bar{A}_{k-1}, \bar{\mathbf{L}}_{k-1}; \bar{\boldsymbol{\alpha}}_{k-1,0}) \times \pi_k(a_k, \bar{A}_{k-1}, \bar{\mathbf{L}}_k; \boldsymbol{\alpha}_{k,0})} \right. \right. \\ & \quad \left. \left. \times \Psi_k \left( h(\bar{A}_{k-1}, \underline{a}_k, \mathbf{Z}; \boldsymbol{\theta}_{q0}), \bar{A}_{k-1}, \underline{a}_k, \bar{\mathbf{L}}_k; \boldsymbol{\beta}_k^* \right) \middle| \bar{A}_{k-1}, a_k, \bar{\mathbf{L}}_k \right] \right\} \\ &= E \left\{ \sum_{\underline{a}_k \in \underline{\mathbb{A}}_k} \frac{d(\bar{A}_{k-1}, \underline{a}_k, \mathbf{Z}; \boldsymbol{\theta}_{q0})}{\bar{\pi}_{k-1}(\bar{A}_{k-1}, \bar{\mathbf{L}}_{k-1}; \bar{\boldsymbol{\alpha}}_{k-1,0})} \times \Psi_k \left( h(\bar{A}_{k-1}, \underline{a}_k, \mathbf{Z}; \boldsymbol{\theta}_{q0}), \bar{A}_{k-1}, \underline{a}_k, \bar{\mathbf{L}}_k; \boldsymbol{\beta}_k^* \right) \times \right. \\ & \quad \left. E \left[ \frac{\mathbb{I}(A_k = a_k)}{\pi_k(a_k, \bar{A}_{k-1}, \bar{\mathbf{L}}_k; \boldsymbol{\alpha}_{k,0})} \middle| \bar{A}_{k-1}, a_k, \bar{\mathbf{L}}_k \right] \right\} \\ & \quad = 1, \text{ by } E[\mathbb{I}(A_k = a_k) | \bar{A}_{k-1}, a_k, \bar{\mathbf{L}}_k] = \pi_k(a_k, \bar{A}_{k-1}, \bar{\mathbf{L}}_k; \boldsymbol{\alpha}_{k,0}) \\ &= E \left[ \sum_{\underline{a}_k \in \underline{\mathbb{A}}_k} \frac{d(\bar{A}_{k-1}, \underline{a}_k, \mathbf{Z}; \boldsymbol{\theta}_{q0})}{\bar{\pi}_{k-1}(\bar{A}_{k-1}, \bar{\mathbf{L}}_{k-1}; \bar{\boldsymbol{\alpha}}_{k-1,0})} \times \Psi_k \left( h(\bar{A}_{k-1}, \underline{a}_k, \mathbf{Z}; \boldsymbol{\theta}_{q0}), \bar{A}_{k-1}, \underline{a}_k, \bar{\mathbf{L}}_k; \boldsymbol{\beta}_k^* \right) \right], \end{aligned}$$

which is actually the expectation of the first term in  $\tilde{\mathbb{T}}_{\boldsymbol{\theta}_q}^{(k)}(\mathbf{O}; \boldsymbol{\theta}_{q0}, \boldsymbol{\alpha}_0, \boldsymbol{\beta}^*)$ . This suggests that  $E[\tilde{\mathbb{T}}_{\boldsymbol{\theta}_q}^{(k)}(\mathbf{O}; \boldsymbol{\theta}_{q0}, \boldsymbol{\alpha}_0, \boldsymbol{\beta}^*)] = \mathbf{0}$ , for  $k = 1, \dots, K$ . This completes the proof.  $\square$

By Lemma 19, we ensure that  $E[\mathbb{U}_{\boldsymbol{\theta}_q}^{\text{BC-DR}}(\mathbf{O}; \boldsymbol{\theta}_{q0}, \boldsymbol{\alpha}_0, \boldsymbol{\beta}^*)] = \mathbf{0}$ , whether  $\boldsymbol{\beta}^* = \boldsymbol{\beta}_0$  or not. Then, applying similar strategy used in Lemma 13, we can show that the bias-corrected doubly robust estimator by solving the unsmoothed bias-corrected doubly robust

estimating equation  $\mathbb{P}_n \left[ \mathbb{U}_{\theta_q}^{\text{BC-DR}}(\mathbf{O}; \theta_q, \hat{\alpha}, \hat{\beta}) \right] = \mathbf{0}$ , denoted by  $\hat{\theta}_q^{\text{BC-DR*}}$ , is consistent and asymptotically normal if the propensity score models are correctly specified and the sensitivity functions are true. Finally, we can also show that  $\hat{\theta}_q^{\text{BC-DR}}$  by solving the smoothed bias-corrected IPW estimating equation,  $\mathbb{P}_n \left[ \tilde{\mathbb{U}}_{\theta_q}^{\text{BC-DR}}(\mathbf{O}; \theta_q, \hat{\alpha}, \hat{\beta}) \right] = \mathbf{0}$ , is consistent by applying the similar strategy used in the proof for Theorem 3. Also, one can show

$$\begin{aligned} \mathbb{P}_n \left[ \tilde{\mathbb{U}}_{\theta_q}^{\text{BC-DR}}(\mathbf{O}; \hat{\theta}_q^{\text{BC-DR}}, \hat{\alpha}, \hat{\beta}) \right] &= \mathbb{P}_n \left[ \mathbb{U}_{\theta_q}^{\text{DR}}(\mathbf{O}; \theta_{q0}, \alpha_0, \beta^*) \right] \\ &+ \mathbb{P}_n \left[ \frac{\partial}{\partial \alpha} \bar{\mathbb{U}}_{\theta_q}^{\text{BC-DR}}(\mathbf{O}; \theta_{q0}, \alpha, \beta^*) \Big|_{\alpha=\alpha_0} \right] (\hat{\alpha} - \alpha_0) \\ &+ \mathbb{P}_n \left[ \frac{\partial}{\partial \beta} \bar{\mathbb{U}}_{\theta_q}^{\text{BC-DR}}(\mathbf{O}; \theta_{q0}, \alpha_0, \beta) \Big|_{\beta=\beta^*} \right] (\hat{\beta} - \beta^*) \\ &+ \mathbb{P}_n \left[ \frac{\partial}{\partial \theta_q} \bar{\mathbb{U}}_{\theta_q}^{\text{BC-DR}}(\mathbf{O}; \theta_q, \alpha_0, \beta^*) \Big|_{\theta_q=\theta_{q0}} \right] (\hat{\theta}_q^{\text{BC-DR}} - \theta_{q0}) + o_p(n^{-1/2}), \end{aligned}$$

where  $\beta^*$  is the convergent value of  $\hat{\beta}$ , which may not equal  $\beta_0$  if the outcome models are not correctly specified. Recall that

$$\begin{aligned} \sqrt{n}(\hat{\alpha} - \alpha_0) &= -\mathcal{I}_{\alpha_0}^{-1} \sqrt{n} \mathbb{P}_n [\mathbb{U}_{\alpha}(\mathbf{O}; \alpha_0)] + o_p(1), \\ \sqrt{n}(\hat{\beta} - \beta^*) &= -[\mathcal{I}_{\beta^*}^{\text{BC-ICR}}]^{-1} \sqrt{n} \mathbb{P}_n \left[ \mathbb{U}_{\beta}^{\text{BC-ICR}}(\mathbf{O}; \underline{\alpha}_{2,0}, \beta^*) - \mathcal{S}_{\beta^*, \underline{\alpha}_{2,0}} \mathcal{I}_{\underline{\alpha}_{2,0}}^* \mathbb{U}_{\alpha}(\mathbf{O}; \alpha_0) \right] + o_p(1), \end{aligned}$$

where  $\mathbb{U}_{\beta}^{\text{BC-ICR}}(\mathbf{O}; \underline{\alpha}_2, \beta)$  is given in Appendix G.2,  $\mathcal{I}_{\beta^*}^{\text{BC-ICR}} = E \left[ \frac{\partial}{\partial \beta} \mathbb{U}_{\beta}^{\text{BC-ICR}}(\mathbf{O}; \underline{\alpha}_{2,0}, \beta) \Big|_{\beta=\beta^*} \right]$ ,  $\mathcal{S}_{\beta^*, \underline{\alpha}_{2,0}} = E \left[ \frac{\partial}{\partial \underline{\alpha}_2} \mathbb{U}_{\beta}^{\text{BC-ICR}}(\mathbf{O}; \underline{\alpha}_2, \beta^*) \Big|_{\underline{\alpha}_2=\underline{\alpha}_{2,0}} \right]$ , and  $\mathcal{I}_{\underline{\alpha}_{2,0}}^*$  is the last  $d_{\underline{\alpha}_2}$  rows of  $\mathcal{I}_{\alpha_0}^{-1}$ , and  $d_{\underline{\alpha}_2}$  is the length of  $\underline{\alpha}_2$ . Therefore, we have

$$\begin{aligned} \sqrt{n}(\hat{\theta}_q^{\text{BC-DR}} - \theta_{q0}) &= -[\mathcal{I}_{\theta_{q0}}^{\text{BC-DR}}]^{-1} \sqrt{n} \mathbb{P}_n \left[ \mathbb{U}_{\theta_q}^{\text{BC-DR}}(\mathbf{O}; \theta_{q0}, \alpha_0, \beta^*) - \mathcal{S}_{\theta_{q0}, \alpha_0}^{\text{BC-DR}} \mathcal{I}_{\alpha_0}^{-1} \mathbb{U}_{\alpha}(\mathbf{O}; \alpha_0) \right. \\ &\quad \left. - \mathcal{S}_{\theta_{q0}, \beta^*}^{\text{BC-DR}} [\mathcal{I}_{\beta^*}^{\text{BC-ICR}}]^{-1} \mathbb{U}_{\beta}^{\text{BC-ICR*}}(\mathbf{O}; \alpha_0, \beta^*) \right] + o_p(1), \end{aligned}$$

where  $\mathcal{I}_{\theta_{q0}}^{\text{BC-DR}} = \frac{\partial}{\partial \theta_q} E \left[ \mathbb{U}_{\theta_q}^{\text{BC-DR}}(\mathbf{O}; \theta_q, \alpha_0, \beta^*) \right] \Big|_{\theta_q=\theta_{q0}}$ ,  $\mathcal{S}_{\theta_{q0}, \alpha_0}^{\text{BC-DR}} = \frac{\partial}{\partial \alpha} E \left[ \mathbb{U}_{\theta_q}^{\text{BC-DR}}(\mathbf{O}; \theta_{q0}, \alpha, \beta^*) \right] \Big|_{\alpha=\alpha_0}$ ,  $\mathcal{S}_{\theta_{q0}, \beta^*}^{\text{BC-DR}} = \frac{\partial}{\partial \beta} E \left[ \mathbb{U}_{\theta_q}^{\text{BC-DR}}(\mathbf{O}; \theta_{q0}, \alpha_0, \beta) \right] \Big|_{\beta=\beta^*}$ , and  $\mathbb{U}_{\beta}^{\text{BC-ICR*}}(\mathbf{O}; \alpha_0, \beta^*) = \mathbb{U}_{\beta}^{\text{BC-ICR}}(\mathbf{O}; \underline{\alpha}_{2,0}, \beta^*) - \mathcal{S}_{\beta^*, \underline{\alpha}_{2,0}} \mathcal{I}_{\underline{\alpha}_{2,0}}^* \mathbb{U}_{\alpha}(\mathbf{O}; \alpha_0)$ . This deduce that  $\sqrt{n}(\hat{\theta}_q^{\text{BC-DR}} - \theta_{q0})$  converges to a multivariate normal distribution with mean zero and a finite variance-covariance matrix

$$\Sigma^{\text{BC-DR}} = [\mathcal{I}_{\theta_{q0}}^{\text{BC-DR}}]^{-1} \mathbf{v}^{\text{BC-DR}} [\mathcal{I}_{\theta_{q0}}^{\text{BC-DR}}]^{-T},$$

where

$$\mathbf{v}^{\text{BC-DR}} = E \left[ \left( \mathbb{U}_{\theta_q}^{\text{BC-DR}}(\mathbf{O}; \theta_{q0}, \alpha_0, \beta^*) - \mathcal{S}_{\theta_{q0}, \alpha_0}^{\text{BC-DR}} \mathcal{I}_{\alpha_0}^{-1} \mathbb{U}_{\alpha}(\mathbf{O}; \alpha_0) - \mathcal{S}_{\theta_{q0}, \beta^*}^{\text{BC-DR}} [\mathcal{I}_{\beta^*}^{\text{BC-ICR}}]^{-1} \mathbb{U}_{\beta}^{\text{BC-ICR*}}(\mathbf{O}; \alpha_0, \beta^*) \right)^{\otimes 2} \right].$$

The variance-covariance matrix,  $\Sigma^{\text{BC-DR}}$  can be consistently estimated by

$$\hat{\Sigma}^{\text{BC-DR}} = [\hat{\mathcal{I}}_{\theta_q}^{\text{BC-DR}}]^{-1} \hat{\mathbf{v}}^{\text{BC-DR}} [\hat{\mathcal{I}}_{\theta_q}^{\text{BC-DR}}]^{-T},$$

where  $\widehat{\boldsymbol{\mathcal{I}}}_{\boldsymbol{\theta}_q}^{\text{BC-DR}} = \mathbb{P}_n \left[ \frac{\partial}{\partial \boldsymbol{\theta}_q} \widetilde{\mathbb{U}}_{\boldsymbol{\theta}_q}^{\text{BC-DR}}(\boldsymbol{O}; \boldsymbol{\theta}_q, \widehat{\boldsymbol{\alpha}}, \widehat{\boldsymbol{\beta}}) \Big|_{\boldsymbol{\theta}_q = \widehat{\boldsymbol{\theta}}_q^{\text{BC-DR}}} \right]$ ,

$\widehat{\boldsymbol{\mathcal{V}}}^{\text{BC-DR}} = \mathbb{P}_n \left[ \left( \widetilde{\mathbb{U}}_{\boldsymbol{\theta}_q}^{\text{BC-DR}}(\boldsymbol{O}, \widehat{\boldsymbol{\theta}}_q^{\text{BC-DR}}, \widehat{\boldsymbol{\alpha}}, \widehat{\boldsymbol{\beta}}) - \widehat{\boldsymbol{\mathcal{S}}}_{\boldsymbol{\theta}_q, \boldsymbol{\alpha}}^{\text{BC-DR}} \widehat{\boldsymbol{\mathcal{I}}}_{\boldsymbol{\alpha}}^{-1} \mathbb{U}_{\boldsymbol{\alpha}}(\boldsymbol{O}; \widehat{\boldsymbol{\alpha}}) - \widehat{\boldsymbol{\mathcal{S}}}_{\boldsymbol{\theta}_q, \boldsymbol{\beta}}^{\text{BC-DR}} \left[ \widehat{\boldsymbol{\mathcal{I}}}_{\boldsymbol{\beta}}^{\text{BC-ICR}} \right]^{-1} \mathbb{U}_{\boldsymbol{\beta}}^{\text{BC-ICR}*}(\boldsymbol{O}; \widehat{\boldsymbol{\alpha}}, \widehat{\boldsymbol{\beta}}) \right)^{\otimes 2} \right]$ ,

$\widehat{\boldsymbol{\mathcal{L}}}_{\boldsymbol{\theta}_q, \boldsymbol{\alpha}}^{\text{BC-DR}} = \mathbb{P}_n \left[ \frac{\partial}{\partial \boldsymbol{\alpha}} \widetilde{\mathbb{U}}_{\boldsymbol{\theta}_q}^{\text{BC-DR}}(\boldsymbol{O}; \widehat{\boldsymbol{\theta}}_q^{\text{BC-DR}}, \boldsymbol{\alpha}, \widehat{\boldsymbol{\beta}}) \Big|_{\boldsymbol{\alpha} = \widehat{\boldsymbol{\alpha}}} \right]$ ,  $\widehat{\boldsymbol{\mathcal{S}}}_{\boldsymbol{\theta}_q, \boldsymbol{\beta}}^{\text{BC-DR}} = \mathbb{P}_n \left[ \frac{\partial}{\partial \boldsymbol{\beta}} \widetilde{\mathbb{U}}_{\boldsymbol{\theta}_q}^{\text{BC-DR}}(\boldsymbol{O}; \widehat{\boldsymbol{\theta}}_q^{\text{BC-DR}}, \widehat{\boldsymbol{\alpha}}, \boldsymbol{\beta}) \Big|_{\boldsymbol{\beta} = \widehat{\boldsymbol{\beta}}} \right]$ ,

and definitions of  $\widehat{\boldsymbol{\mathcal{I}}}_{\boldsymbol{\beta}}^{\text{BC-ICR}}$  and  $\mathbb{U}_{\boldsymbol{\beta}}^{\text{BC-ICR}*}(\boldsymbol{O}; \widehat{\boldsymbol{\alpha}}, \widehat{\boldsymbol{\beta}})$  are given at the end of Appendix H.2.

## Appendix I: Supporting information for simulation study

We elucidate the data generation process for the simulation study as below. Recall that we consider  $K = 3$  time periods and therefore the potential outcome is  $Y_{\bar{a}_3}$ . Also, we define the potential values of post-baseline covariates as  $\boldsymbol{L}_{2, a_1} = [L_{21, a_1}, L_{22, a_1}]^T$  and  $\boldsymbol{L}_{3, \bar{a}_2} = [L_{31, \bar{a}_2}, L_{32, \bar{a}_2}]^T$ , where  $\boldsymbol{L}_{2, a_1}$  is the potential value of  $\boldsymbol{L}_2 = [L_{21}, L_{22}]^T$  that a subject would have had if he/she followed  $A_1 = a_1$  in the first period, and  $\boldsymbol{L}_{3, \bar{a}_2}$  is the potential value of  $\boldsymbol{L}_3 = [L_{31}, L_{32}]^T$  that a subject would have had if he/she followed  $\bar{A}_2 = \bar{a}_2$  in the first two periods. We shall first generate the baseline covariates and the potential values of the post-baseline covariates and outcome. Specifically, we first simulate the baseline covariates  $\boldsymbol{L}_1 = [L_{11}, L_{12}]^T$  from two independent standard normal distributions  $N(0, 1)$ . Then, we generate  $\boldsymbol{L}_{2, a_1} = [L_{21, a_1}, L_{22, a_1}]$  for every  $a_1 \in \{0, 1\}$  by  $L_{21, a_1} = X_{21} + a_1$  and  $L_{22, a_1} = X_{22} + 2a_1$ , where  $X_{21}$  and  $X_{22}$  are generated as two independent  $N(0, 1)$  random variables. Next, we generate  $\boldsymbol{L}_{3, \bar{a}_2} = [L_{31, \bar{a}_2}, L_{32, \bar{a}_2}]^T$  for every  $\bar{a}_2 \in \{0, 1\}^2$  by  $L_{31, \bar{a}_2} = X_{31} + a_2$  and  $L_{32, \bar{a}_2} = X_{32} + 2a_2$ , where  $X_{31}$  and  $X_{32}$  are simulated by two independent  $N(0, 1)$ . Finally, the potential outcome  $Y_{\bar{a}_3}$ , for every  $\bar{a}_3 \in \{0, 1\}^3$ , was generated by the following normal distribution

$$Y_{\bar{a}_3} \sim N\left(10 - 10 \sum_{k=1}^3 a_k + 2L_{11} + 2L_{12} + 2L_{21, a_1} + 2L_{22, a_1} + 2L_{31, \bar{a}_2} + 2L_{32, \bar{a}_2}, 4 + 12a_3\right).$$

Based on the previous data generate process on time-varying covariates and outcome, one can easily deduce that the marginal distribution of the potential outcome is  $Y_{\bar{a}_3} \sim N(10 - 4a_1 - 4a_2 - 10a_3, 28 + 12a_3)$ . Therefore, the correct quantile model for the  $q$ -th quantile of  $Y_{\bar{a}_3}$  is

$$\begin{aligned} Q_{Y_{\bar{a}_3}}^{(q)} &= (10 + \sqrt{28}z_q) - 4a_1 - 4a_2 + \left( (\sqrt{40} - \sqrt{28})z_q - 10 \right) a_3 \\ &\approx (10 + 5.292z_q) - 4a_1 - 4a_2 + (-10 + 1.033z_q)a_3 \end{aligned}$$

where  $z_q$  is the  $q$ -th quantile for a standard normal distribution such that  $z_{0.5} = 0$ ,  $z_{0.75} = 0.675$ , and  $z_{0.25} = -0.675$ .

Until now, we have obtained the baseline covariates  $\boldsymbol{L}_1$ , the potential values of the post-baseline covariates,  $\{\boldsymbol{L}_{2, a_1}, \boldsymbol{L}_{3, \bar{a}_2}\}$ , and the potential outcome  $Y_{\bar{a}_3}$ . Next, we generate the treatment regimen and the observed values of the post-baseline covariates and outcome. Specifically, we generate the first treatment  $A_1$  based on the probability mass function  $f_{A_1 | \boldsymbol{L}_1}(1 | \boldsymbol{L}_1) = \text{logit}(\alpha_{10} + \phi L_{11} + 2\phi \mathbb{I}(L_{12} > 0))$ , where  $\text{logit}(x) = \log(x/(1-x))$ , choice of  $\phi$  is given at the end of this paragraph, and  $\alpha_{10}$  is chosen such that half of the subjects receive treatment at period 1. Then,  $\boldsymbol{L}_2$  is generated by selecting  $\boldsymbol{L}_{2, a_1}$  with  $A_1 = a_1$ . Next, the second treatment  $A_2$  is generated by  $f_{A_2 | A_1, \bar{\boldsymbol{L}}_2}(1 | A_1, \bar{\boldsymbol{L}}_2) = \text{logit}(\alpha_{20} - 1.5A_1 + \phi L_{21} + 2\phi \mathbb{I}(L_{22} > 0))$ , where  $\alpha_{20}$  is chosen such that half of the subjects receive treatment at period



2. Then, the covariates after the second treatment,  $\mathbf{L}_3$ , are generated by selecting  $\mathbf{L}_{3,\bar{a}_2}$  with  $\bar{A}_2 = \bar{a}_2$ . Next, we generate the third treatment by  $f_{A_3|\bar{A}_2,\bar{\mathbf{L}}_3}(1|\bar{A}_2,\bar{\mathbf{L}}_3) = \text{logit}(\alpha_{30} - 1.5A_2 + \phi L_{31} + 2\phi\mathbb{I}(L_{32} > 0))$ , where  $\alpha_{30}$  is chosen such that half of the subjects receive treatment at period 3. Finally, we choose  $Y_{\bar{a}_3}$  with  $\bar{A}_3 = \bar{a}_3$  as  $Y$ . In the data generation process, the parameter  $\phi$  controls the propensity scores overlap between the treatment and control group at each time period. In Scenarios I and II, we choose  $\phi = 1$  and 1.5 to represent a moderate and weak overlap of the treatment-specific propensity score distribution. The distribution of the true propensity scores is shown in Figure 1 in the Supplementary Material.

# Web Figures and Tables

Table 1: Correct and incorrect specifications of the propensity score models and outcome regression models in the Simulation Study (Section 5)

A. Propensity score models ( $\mathcal{M}_{ps}$ )	
True	$\pi_1(1, \mathbf{L}_1; \boldsymbol{\alpha}_1) = \text{logit}\left([1, L_{11}, \mathbb{I}(L_{12} > 0)]\boldsymbol{\alpha}_1\right)$ $\pi_2(1, A_1, \bar{\mathbf{L}}_2; \boldsymbol{\alpha}_2) = \text{logit}\left([1, A_1, L_{21}, \mathbb{I}(L_{22} > 0)]\boldsymbol{\alpha}_2\right)$ $\pi_3(1, \bar{A}_2, \bar{\mathbf{L}}_3; \boldsymbol{\alpha}_3) = \text{logit}\left([1, A_2, L_{31}, \mathbb{I}(L_{32} > 0)]\boldsymbol{\alpha}_3\right)$
False	$\pi_1(1, \mathbf{L}_1; \boldsymbol{\alpha}_1) = \text{logit}\left([1, \mathbb{I}(L_{11} \times L_{12} > 0)]\boldsymbol{\alpha}_1\right)$ $\pi_2(1, A_1, \bar{\mathbf{L}}_2; \boldsymbol{\alpha}_2) = \text{logit}\left([1, A_1, \mathbb{I}(L_{21} \times L_{22} > 0)]\boldsymbol{\alpha}_2\right)$ $\pi_3(1, \bar{A}_2, \bar{\mathbf{L}}_3; \boldsymbol{\alpha}_3) = \text{logit}\left([1, A_2, \mathbb{I}(L_{31} \times L_{32} > 0)]\boldsymbol{\alpha}_3\right)$
B. Outcome regression models ( $\mathcal{M}_{om}$ )*	
True	$\psi_1(Y_{A_1, a_2}, A_1, \underline{a}_2, \mathbf{L}_1; \boldsymbol{\beta}_1) : Y_{A_1, a_2} = [A_1, a_2, a_3, L_{11}, L_{12}]\boldsymbol{\delta}_1 + \epsilon_1$ , where $\epsilon_1 \sim N(0, [1, a_3]\boldsymbol{\eta}_1)$ $\psi_2(Y_{\bar{A}_2, a_3}, \bar{A}_2, a_3, \bar{\mathbf{L}}_2; \boldsymbol{\beta}_2) : Y_{\bar{A}_2, a_3} = [A_1, A_2, a_3, L_{11}, L_{12}, L_{21}, L_{22}]\boldsymbol{\delta}_2 + \epsilon_2$ , where $\epsilon_2 \sim N(0, [1, a_3]\boldsymbol{\eta}_2)$ $\psi_3(Y_{\bar{A}_3}, \bar{A}_3, \bar{\mathbf{L}}_3; \boldsymbol{\beta}_3) : Y_{\bar{A}_3} = [A_1, A_2, A_3, L_{11}, L_{12}, L_{21}, L_{22}, L_{31}, L_{32}]\boldsymbol{\delta}_3 + \epsilon_3$ , where $\epsilon_3 \sim N(0, [1, A_3]\boldsymbol{\eta}_3)$
False	$\psi_1(Y_{A_1, a_2}, A_1, \underline{a}_2, \mathbf{L}_1; \boldsymbol{\beta}_1) : Y_{A_1, a_2} = [A_1, a_2, a_3, L_{11}, L_{12}^2]\boldsymbol{\delta}_1 + \epsilon_1$ , where $\epsilon_1 \sim N(0, [1, a_3]\boldsymbol{\eta}_1)$ $\psi_2(Y_{\bar{A}_2, a_3}, \bar{A}_2, a_3, \bar{\mathbf{L}}_2; \boldsymbol{\beta}_2) : Y_{\bar{A}_2, a_3} = [A_1, A_2, a_3, L_{11}, L_{12}^2, L_{21}, L_{22}^2]\boldsymbol{\delta}_2 + \epsilon_2$ , where $\epsilon_2 \sim N(0, [1, a_3]\boldsymbol{\eta}_2)$ $\psi_3(Y_{\bar{A}_3}, \bar{A}_3, \bar{\mathbf{L}}_3; \boldsymbol{\beta}_3) : Y_{\bar{A}_3} = [A_1, A_2, A_3, L_{11}, L_{12}^2, L_{21}, L_{22}^2, L_{31}, L_{32}^2]\boldsymbol{\delta}_3 + \epsilon_3$ , where $\epsilon_3 \sim N(0, [1, A_3]\boldsymbol{\eta}_3)$

\* Both the correct and incorrect outcome regression models can fit into the linear regression frameworks in Section 3.2.1.

Table 2: Simulation results for estimating  $\theta_{0.75} = [\theta_{0.75,0}, \theta_{0.75,1}, \theta_{0.75,2}, \theta_{0.75,3}]$  in Scenario I (the treatment-specific propensity scores are moderately overlapped). We considered both correct (denoted by ‘T’) or incorrect (denoted by ‘F’) specifications of the propensity score models ( $\mathcal{M}_{ps}$ ) and the outcome regression models ( $\mathcal{M}_{om}$ ). The results are summarized as percent bias (%), standard error, and 95% confidence interval coverage rate (%).

Model	Method	Specification		Percent bias (%)				Standard error			
		$\mathcal{M}_{ps}$	$\mathcal{M}_{om}$	$\hat{\theta}_{0.75,0}$	$\hat{\theta}_{0.75,1}$	$\hat{\theta}_{0.75,2}$	$\hat{\theta}_{0.75,3}$	$\hat{\theta}_{0.75,0}$	$\hat{\theta}_{0.75,1}$	$\hat{\theta}_{0.75,2}$	$\hat{\theta}_{0.75,3}$
QR	Unadjusted			-27.74	-63.61	-53.47	-24.34	0.29	0.33	0.32	0.33
	Adjusted			-16.29	149.86	149.92	-6.84	0.23	0.38	0.38	0.31
MSQM	IPW	T		0.54	-1.15	-0.49	0.16	0.91	0.72	0.73	0.73
	IPW	F		-27.81	-69.37	-54.73	-22.44	0.27	0.29	0.29	0.30
	ICR		T	-0.12	-0.11	-0.26	0.05	0.25	0.26	0.21	0.16
	ICR		F	-11.80	-34.18	-18.19	-8.13	0.23	0.26	0.24	0.22
	DR	T	T	0.82	0.19	-0.14	0.39	0.45	0.49	0.47	0.41
	DR	T	F	0.72	-0.25	0.11	0.78	0.76	0.64	0.60	0.60
	DR	F	T	1.40	1.02	0.18	0.55	0.28	0.31	0.27	0.22
	DR	F	F	-11.52	-36.29	-19.30	-7.12	0.29	0.30	0.30	0.26
Model	Method	Specification		Coverage rate <sup>1</sup> (%)				Coverage rate <sup>2</sup> (%)			
		$\mathcal{M}_{ps}$	$\mathcal{M}_{om}$	$\hat{\theta}_{0.75,0}$	$\hat{\theta}_{0.75,1}$	$\hat{\theta}_{0.75,2}$	$\hat{\theta}_{0.75,3}$	$\hat{\theta}_{0.75,0}$	$\hat{\theta}_{0.75,1}$	$\hat{\theta}_{0.75,2}$	$\hat{\theta}_{0.75,3}$
QR	Unadjusted			0.0	0.0	0.0	0.0	0.0	0.1	1.1	0.8
	Adjusted			0.0	0.0	0.0	45.1	0.0	0.0	0.0	50.0
MSQM	IPW	T		91.4	93.9	94.0	93.9	93.9	95.7	95.7	94.6
	IPW	F		0.0	0.0	0.0	0.0	0.0	0.0	0.0	0.4
	ICR		T	94.3	94.3	95.6	95.8	95.1	94.8	95.4	95.4
	ICR		F	0.0	0.1	13.2	6.6	1.2	6.3	47.5	38.1
	DR	T	T	93.0	94.1	94.4	94.1	93.8	96.7	94.7	94.3
	DR	T	F	94.2	93.3	95.6	95.2	94.0	95.6	95.5	96.2
	DR	F	T	91.9	96.0	95.4	94.6	92.9	94.9	95.8	95.5
	DR	F	F	0.0	0.2	27.4	29.8	7.5	14.0	64.4	60.8

\* The percent bias was calculated as the mean of the ratio of bias to the true value over 1,000 replications, i.e.,  $\text{Bias}(\%) = \text{mean}(\frac{\hat{p}-p}{p}) \times 100\%$ , where  $p$  denotes the true value of the causal parameter and  $\hat{p}$  is its point estimate. The standard error is defined as the squared root of the empirical variance of causal parameter from the 1,000 replications. The coverage rate<sup>1</sup> is by a Wald-type 95% confidence interval using the derived asymptotic variance formula. The coverage rate<sup>2</sup> is by a non-parametric percentile bootstrapping confidence interval using the 2.5% and 97.5% percentiles of the bootstrap distribution.

Table 3: Simulation results for estimating  $\theta_{0.25} = [\theta_{0.25,0}, \theta_{0.25,1}, \theta_{0.25,2}, \theta_{0.25,3}]$  in Scenario I (the treatment-specific propensity scores are moderately overlapped). We considered both correct (denoted by ‘T’) or incorrect (denoted by ‘F’) specifications of the propensity score models ( $\mathcal{M}_{ps}$ ) and the outcome regression models ( $\mathcal{M}_{om}$ ). The results are summarized as percent bias (%), standard error, and 95% confidence interval coverage rate (%).

Model	Method	Specification		Percent bias (%)				Standard error			
		$\mathcal{M}_{ps}$	$\mathcal{M}_{om}$	$\hat{\theta}_{0.25,0}$	$\hat{\theta}_{0.25,1}$	$\hat{\theta}_{0.25,2}$	$\hat{\theta}_{0.25,3}$	$\hat{\theta}_{0.25,0}$	$\hat{\theta}_{0.25,1}$	$\hat{\theta}_{0.25,2}$	$\hat{\theta}_{0.25,3}$
QR	Unadjusted			-47.73	-60.61	-50.92	-20.75	0.29	0.32	0.33	0.34
	Adjusted			34.88	150.43	150.46	6.07	0.21	0.38	0.38	0.29
MSQM	IPW	T		-2.11	-0.76	0.56	-0.61	0.52	0.70	0.67	0.67
	IPW	F		-53.38	-66.22	-53.10	-19.42	0.26	0.29	0.31	0.31
	ICR		T	-0.11	-0.11	-0.26	-0.09	0.20	0.26	0.21	0.15
	ICR		F	-20.17	-34.18	-18.19	-7.81	0.21	0.26	0.24	0.23
	DR	T	T	-1.56	0.95	-0.24	-0.23	0.34	0.54	0.49	0.44
	DR	T	F	-1.82	0.31	-0.63	-0.49	0.41	0.60	0.57	0.55
	DR	F	T	-1.03	1.18	0.92	0.29	0.24	0.29	0.27	0.23
	DR	F	F	-25.11	-36.34	-22.35	-7.52	0.26	0.30	0.29	0.27
Model	Method	Specification		Coverage rate <sup>1</sup> (%)				Coverage rate <sup>2</sup> (%)			
		$\mathcal{M}_{ps}$	$\mathcal{M}_{om}$	$\hat{\theta}_{0.25,0}$	$\hat{\theta}_{0.25,1}$	$\hat{\theta}_{0.25,2}$	$\hat{\theta}_{0.25,3}$	$\hat{\theta}_{0.25,0}$	$\hat{\theta}_{0.25,1}$	$\hat{\theta}_{0.25,2}$	$\hat{\theta}_{0.25,3}$
QR	Unadjusted			0.0	0.0	0.0	0.0	0.0	0.1	2.7	0.7
	Adjusted			0.0	0.0	0.0	43.6	0.0	0.0	0.0	48.2
MSQM	IPW	T		92.6	92.5	93.9	94.9	91.3	94.5	94.9	95.5
	IPW	F		0.0	0.0	0.0	0.0	0.0	0.0	0.7	0.9
	ICR		T	94.5	94.3	95.6	95.5	94.4	94.8	95.4	95.4
	ICR		F	0.0	0.1	13.2	4.0	2.5	6.3	47.5	30.9
	DR	T	T	93.2	93.5	94.5	95.1	93.8	94.5	96.3	95.1
	DR	T	F	93.3	93.9	94.9	94.4	94.1	95.7	95.4	94.0
	DR	F	T	95.6	95.5	94.6	94.8	95.7	94.8	94.1	95.0
	DR	F	F	0.0	0.6	13.7	17.9	1.0	13.4	53.3	53.0

\* The percent bias was calculated as the mean of the ratio of bias to the true value over 1,000 replications, i.e.,  $\text{Bias}(\%) = \text{mean}(\frac{\hat{p}-p}{p}) \times 100\%$ , where  $p$  denotes the true value of the causal parameter and  $\hat{p}$  is its point estimate. The standard error is defined as the squared root of the empirical variance of causal parameter from the 1,000 replications. The coverage rate<sup>1</sup> is by a Wald-type 95% confidence interval using the derived asymptotic variance formula. The coverage rate<sup>2</sup> is by a non-parametric percentile bootstrapping confidence interval using the 2.5% and 97.5% percentiles of the bootstrap distribution.

Table 4: Simulation results for estimating  $\theta_{0.5} = [\theta_{0.5,0}, \theta_{0.5,1}, \theta_{0.5,2}, \theta_{0.5,3}]$  in Scenario II (the treatment-specific propensity scores are weakly overlapped). We considered both correct (denoted by ‘T’) or incorrect (denoted by ‘F’) specifications of the propensity score models ( $\mathcal{M}_{ps}$ ) and the outcome regression models ( $\mathcal{M}_{om}$ ). The results are summarized as percent bias (%), standard error, and 95% confidence interval coverage rate (%).

Model	Method	Specification		Percent bias (%)				Standard error			
		$\mathcal{M}_{ps}$	$\mathcal{M}_{om}$	$\hat{\theta}_{0.5,0}$	$\hat{\theta}_{0.5,1}$	$\hat{\theta}_{0.5,2}$	$\hat{\theta}_{0.5,3}$	$\hat{\theta}_{0.5,0}$	$\hat{\theta}_{0.5,1}$	$\hat{\theta}_{0.5,2}$	$\hat{\theta}_{0.5,3}$
QR	Unadjusted			-40.98	-73.56	-62.30	-27.64	0.25	0.28	0.30	0.30
	Adjusted			0.07	150.40	150.58	0.24	0.21	0.36	0.38	0.29
MSQM	IPW	T		-2.12	-2.94	0.82	-0.52	1.21	1.21	1.19	1.28
	IPW	F		-44.49	-82.57	-66.23	-25.91	0.23	0.26	0.28	0.28
	ICR		T	0.05	0.07	0.44	-0.04	0.21	0.27	0.22	0.16
	ICR		F	-19.07	-44.75	-23.46	-11.02	0.22	0.25	0.25	0.22
	DR	T	T	0.20	0.06	1.71	0.26	0.55	0.84	0.79	0.71
	DR	T	F	-0.72	-1.73	2.46	-0.35	0.94	1.09	1.10	1.08
	DR	F	T	1.56	2.78	2.52	0.75	0.23	0.30	0.26	0.21
	DR	F	F	-20.85	-47.99	-26.63	-9.91	0.25	0.28	0.28	0.27
Model	Method	Specification		Coverage rate <sup>1</sup> (%)				Coverage rate <sup>2</sup> (%)			
		$\mathcal{M}_{ps}$	$\mathcal{M}_{om}$	$\hat{\theta}_{0.5,0}$	$\hat{\theta}_{0.5,1}$	$\hat{\theta}_{0.5,2}$	$\hat{\theta}_{0.5,3}$	$\hat{\theta}_{0.5,0}$	$\hat{\theta}_{0.5,1}$	$\hat{\theta}_{0.5,2}$	$\hat{\theta}_{0.5,3}$
QR	Unadjusted			0.0	0.0	0.0	0.0	0.0	0.0	0.0	0.0
	Adjusted			97.6	0.0	0.0	96.1	96.4	0.0	0.0	96.3
MSQM	IPW	T		87.5	89.8	91.2	90.5	88.8	93.1	95.2	92.6
	IPW	F		0.0	0.0	0.0	0.0	0.0	0.0	0.0	0.0
	ICR		T	96.1	95.6	93.6	96.0	95.5	94.2	94.4	95.3
	ICR		F	0.0	0.0	3.3	0.1	0.0	0.2	24.8	8.8
	DR	T	T	95.3	93.4	92.7	92.9	95.7	94.4	95.5	96.1
	DR	T	F	91.0	92.4	92.3	93.6	93.5	95.6	96.0	95.5
	DR	F	T	92.3	95.2	92.6	93.6	91.9	92.5	94.4	94.3
	DR	F	F	0.0	0.0	3.4	3.9	0.0	0.6	30.7	32.6

\* The percent bias was calculated as the mean of the ratio of bias to the true value over 1,000 replications, i.e.,  $\text{Bias}(\%) = \text{mean}(\frac{\hat{p}-p}{p}) \times 100\%$ , where  $p$  denotes the true value of the causal parameter and  $\hat{p}$  is its point estimate. The standard error is defined as the squared root of the empirical variance of causal parameter from the 1,000 replications. The coverage rate<sup>1</sup> is by a Wald-type 95% confidence interval using the derived asymptotic variance formula. The coverage rate<sup>2</sup> is by a non-parametric percentile bootstrapping confidence interval using the 2.5% and 97.5% percentiles of the bootstrap distribution.

Table 5: Simulation results for estimating  $\theta_{0.75} = [\theta_{0.75,0}, \theta_{0.75,1}, \theta_{0.75,2}, \theta_{0.75,3}]$  in Scenario II (the treatment-specific propensity scores are weakly overlapped). We considered both correct (denoted by ‘T’) or incorrect (denoted by ‘F’) specifications of the propensity score models ( $\mathcal{M}_{ps}$ ) and the outcome regression models ( $\mathcal{M}_{om}$ ). The results are summarized as percent bias (%), standard error, and 95% confidence interval coverage rate (%).

Model	Method	Specification		Percent bias (%)				Standard error			
		$\mathcal{M}_{ps}$	$\mathcal{M}_{om}$	$\hat{\theta}_{0.75,0}$	$\hat{\theta}_{0.75,1}$	$\hat{\theta}_{0.75,2}$	$\hat{\theta}_{0.75,3}$	$\hat{\theta}_{0.75,0}$	$\hat{\theta}_{0.75,1}$	$\hat{\theta}_{0.75,2}$	$\hat{\theta}_{0.75,3}$
QR	Unadjusted			-34.02	-75.90	-64.17	-30.48	0.28	0.31	0.31	0.32
	Adjusted			-16.42	149.59	150.20	-6.74	0.22	0.39	0.38	0.31
MSQM	IPW	T		-2.20	-6.56	-2.11	-0.82	1.54	1.25	1.25	1.36
	IPW	F		-35.39	-84.90	-67.85	-28.25	0.25	0.29	0.29	0.30
	ICR		T	0.01	0.07	0.44	0.01	0.25	0.27	0.22	0.17
	ICR		F	-15.97	-44.81	-23.47	-11.39	0.24	0.25	0.25	0.22
	DR	T	T	0.92	-1.06	1.56	0.59	0.80	0.92	0.85	0.72
	DR	T	F	-1.55	-5.03	-0.22	0.38	1.41	1.18	1.18	1.18
	DR	F	T	1.31	0.65	1.00	0.48	0.27	0.33	0.29	0.22
	DR	F	F	-16.31	-48.63	-24.78	-10.13	0.28	0.30	0.30	0.27
Model	Method	Specification		Coverage rate <sup>1</sup> (%)				Coverage rate <sup>2</sup> (%)			
		$\mathcal{M}_{ps}$	$\mathcal{M}_{om}$	$\hat{\theta}_{0.75,0}$	$\hat{\theta}_{0.75,1}$	$\hat{\theta}_{0.75,2}$	$\hat{\theta}_{0.75,3}$	$\hat{\theta}_{0.75,0}$	$\hat{\theta}_{0.75,1}$	$\hat{\theta}_{0.75,2}$	$\hat{\theta}_{0.75,3}$
QR	Unadjusted			0.0	0.0	0.0	0.0	0.0	0.0	0.1	0.0
	Adjusted			0.0	0.0	0.0	50.5	0.0	0.0	0.0	54.6
MSQM	IPW	T		80.2	87.5	90.4	88.9	84.3	92.4	93.9	92.6
	IPW	F		0.0	0.0	0.0	0.0	0.0	0.0	0.0	0.0
	ICR		T	96.4	95.6	93.6	94.9	95.9	94.2	94.4	95.2
	ICR		F	0.0	0.0	3.3	0.1	0.0	0.2	24.8	13.7
	DR	T	T	93.6	93.6	93.5	93.2	95.2	95.2	95.5	94.9
	DR	T	F	82.9	88.6	92.0	91.4	88.3	93.2	94.8	94.6
	DR	F	T	91.1	95.8	93.9	94.6	92.0	93.9	94.6	94.7
	DR	F	F	0.0	0.0	8.9	7.4	0.1	1.8	37.1	42.6

\* The percent bias was calculated as the mean of the ratio of bias to the true value over 1,000 replications, i.e.,  $\text{Bias}(\%) = \text{mean}(\frac{\hat{p}-p}{p}) \times 100\%$ , where  $p$  denotes the true value of the causal parameter and  $\hat{p}$  is its point estimate. The standard error is defined as the squared root of the empirical variance of causal parameter from the 1,000 replications. The coverage rate<sup>1</sup> is by a Wald-type 95% confidence interval using the derived asymptotic variance formula. The coverage rate<sup>2</sup> is by a non-parametric percentile bootstrapping confidence interval using the 2.5% and 97.5% percentiles of the bootstrap distribution.

Table 6: Simulation results for estimating  $\theta_{0.25} = [\theta_{0.25,0}, \theta_{0.25,1}, \theta_{0.25,2}, \theta_{0.25,3}]$  in Scenario II (the treatment-specific propensity scores are weakly overlapped). We considered both correct (denoted by ‘T’) or incorrect (denoted by ‘F’) specifications of the propensity score models ( $\mathcal{M}_{ps}$ ) and the outcome regression models ( $\mathcal{M}_{om}$ ). The results are summarized as percent bias (%), standard error, and 95% confidence interval coverage rate (%).

Model	Method	Specification		Percent bias (%)				Standard error			
		$\mathcal{M}_{ps}$	$\mathcal{M}_{om}$	$\hat{\theta}_{0.25,0}$	$\hat{\theta}_{0.25,1}$	$\hat{\theta}_{0.25,2}$	$\hat{\theta}_{0.25,3}$	$\hat{\theta}_{0.25,0}$	$\hat{\theta}_{0.25,1}$	$\hat{\theta}_{0.25,2}$	$\hat{\theta}_{0.25,3}$
QR	Unadjusted			-55.83	-70.92	-60.52	-25.43	0.26	0.31	0.33	0.33
	Adjusted			34.63	149.86	150.43	6.10	0.24	0.41	0.42	0.30
MSQM	IPW	T		-4.42	-3.56	-0.74	-2.12	0.97	1.21	1.26	1.25
	IPW	F		-63.83	-80.17	-64.91	-23.96	0.25	0.30	0.30	0.31
	ICR		T	0.10	0.07	0.44	-0.12	0.19	0.27	0.22	0.17
	ICR		F	-25.63	-44.76	-23.46	-10.72	0.21	0.25	0.25	0.23
	DR	T	T	-1.81	1.89	1.36	-0.38	0.58	0.93	0.98	0.83
	DR	T	F	-2.23	-1.57	1.04	-1.19	1.05	1.17	1.25	1.21
	DR	F	T	-0.23	1.90	2.00	0.31	0.25	0.33	0.29	0.24
	DR	F	F	-32.53	-48.34	-29.97	-10.35	0.26	0.31	0.32	0.30
Model	Method	Specification		Coverage rate <sup>1</sup> (%)				Coverage rate <sup>2</sup> (%)			
		$\mathcal{M}_{ps}$	$\mathcal{M}_{om}$	$\hat{\theta}_{0.25,0}$	$\hat{\theta}_{0.25,1}$	$\hat{\theta}_{0.25,2}$	$\hat{\theta}_{0.25,3}$	$\hat{\theta}_{0.25,0}$	$\hat{\theta}_{0.25,1}$	$\hat{\theta}_{0.25,2}$	$\hat{\theta}_{0.25,3}$
QR	Unadjusted			0.0	0.0	0.0	0.0	0.0	0.0	0.0	0.1
	Adjusted			0.0	0.0	0.0	46.7	0.0	0.0	0.0	51.8
MSQM	IPW	T		88.2	89.4	89.6	89.2	89.5	93.9	94.1	91.2
	IPW	F		0.0	0.0	0.0	0.0	0.0	0.0	0.0	0.1
	ICR		T	95.5	95.6	93.6	96.2	94.7	94.2	94.4	95.4
	ICR		F	0.0	0.0	3.3	0.2	0.1	0.2	24.8	9.8
	DR	T	T	94.1	92.8	91.7	91.8	94.5	96.0	95.8	95.3
	DR	T	F	91.3	90.7	91.2	90.9	94.1	97.0	97.2	94.0
	DR	F	T	95.1	95.5	93.4	94.8	94.8	94.9	94.6	94.8
	DR	F	F	0.0	0.0	3.9	4.2	0.0	1.7	27.6	28.8

\* The percent bias was calculated as the mean of the ratio of bias to the true value over 1,000 replications, i.e.,  $\text{Bias}(\%) = \text{mean}(\frac{\hat{p}-p}{p}) \times 100\%$ , where  $p$  denotes the true value of the causal parameter and  $\hat{p}$  is its point estimate. The standard error is defined as the squared root of the empirical variance of causal parameter from the 1,000 replications. The coverage rate<sup>1</sup> is by a Wald-type 95% confidence interval using the derived asymptotic variance formula. The coverage rate<sup>2</sup> is by a non-parametric percentile bootstrapping confidence interval using the 2.5% and 97.5% percentiles of the bootstrap distribution.

Table 7: Sensitivity analysis simulation results on estimating  $\theta_{0.5} = [\theta_{0.5,0}, \theta_{0.5,1}, \theta_{0.5,2}, \theta_{0.5,3}]$  to unmeasured baseline confounding, based on the uncorrected estimators (upper panel) and bias-corrected estimators (lower panel). We considered both correct (denoted by ‘T’) or incorrect (denoted by ‘F’) specifications of the propensity score models ( $\mathcal{M}_{ps}$ ) and the outcome regression models ( $\mathcal{M}_{om}$ ).

Method	Specification		Percent bias (Monte Carlo S.E)				Coverage rate			
	$\mathcal{M}_{ps}$	$\mathcal{M}_{om}$	$\hat{\theta}_{0.5,0}$	$\hat{\theta}_{0.5,1}$	$\hat{\theta}_{0.5,2}$	$\hat{\theta}_{0.5,3}$	$\hat{\theta}_{0.5,0}$	$\hat{\theta}_{0.5,1}$	$\hat{\theta}_{0.5,2}$	$\hat{\theta}_{0.5,3}$
<b>Panel A:</b> uncorrected estimates ignoring unmeasured confounding effect										
IPW	T		-8.77 (0.62)	-41.49 (0.66)	-0.76 (0.68)	0.11 (0.68)	64.5	26.8	93.9	93.8
IPW	F		-35.84 (0.34)	-67.29 (0.39)	-53.81 (0.39)	-20.73 (0.39)	0.0	0.0	0.0	0.0
ICR		T	-7.81 (0.30)	-38.63 (0.37)	0.18 (0.32)	0.00 (0.26)	25.9	0.8	96.0	94.7
ICR		F	-20.46 (0.31)	-64.55 (0.35)	-17.67 (0.34)	-7.86 (0.32)	0.0	0.0	47.6	29.6
DR	T	T	-8.30 (0.45)	-41.82 (0.54)	0.10 (0.53)	0.32 (0.48)	51.4	13.4	94.0	94.0
DR	T	F	-8.47 (0.53)	-41.6 (0.59)	-0.49 (0.61)	0.24 (0.58)	61.5	20.8	94.1	94.6
DR	F	T	-6.53 (0.34)	-37.31 (0.42)	2.35 (0.38)	0.81 (0.33)	51.5	4.8	94.0	93.6
DR	F	F	-21.41 (0.35)	-66.59 (0.40)	-19.54 (0.40)	-6.90 (0.37)	0.0	0.0	50.8	53.9
<b>Panel B:</b> bias-corrected estimates adjusting for unmeasured confounding										
BC-IPW	T		-0.60 (0.65)	-1.04 (0.66)	-1.09 (0.69)	0.16 (0.69)	94.2	95.0	93.3	93.4
BC-IPW	F		-27.87 (0.35)	-29.36 (0.39)	-52.65 (0.38)	-20.41 (0.38)	0.0	14.4	0.0	0.0
BC-ICR	T	T	0.11 (0.30)	0.78 (0.37)	0.18 (0.32)	0.00 (0.26)	95.1	94.2	96.0	94.7
BC-ICR	T	F	-12.75 (0.32)	-26.33 (0.36)	-17.86 (0.34)	-7.91 (0.32)	2.4	16.2	47.5	29.6
BC-ICR	F	T	-0.04 (0.30)	0.36 (0.37)	0.17 (0.31)	0.00 (0.26)	95.0	94.2	96.0	94.6
BC-ICR	F	F	-12.67 (0.32)	-26.50 (0.36)	-17.61 (0.34)	-7.80 (0.31)	2.1	14.1	47.5	29.7
BC-DR	T	T	-0.06 (0.47)	-0.67 (0.54)	-0.18 (0.53)	0.14 (0.48)	94.4	94.9	95.1	93.8
BC-DR	T	F	-0.25 (0.56)	-1.00 (0.59)	-0.12 (0.61)	0.18 (0.59)	94.9	95.6	94.1	93.6
BC-DR	F	T	1.50 (0.34)	3.51 (0.41)	2.19 (0.37)	0.74 (0.32)	91.3	93.6	94.2	92.8
BC-DR	F	F	-13.23 (0.36)	-26.64 (0.40)	-19.03 (0.40)	-6.81 (0.37)	5.2	22.3	50.4	54.0

\* The percent bias was calculated as the mean of the ratio of bias to the true value over 1,000 replications. The standard error is defined as the squared root of the empirical variance of causal parameter from the 1,000 replications. The coverage rate is by a Wald-type 95% confidence interval using the derived asymptotic variance formula. Note that, different from the ICR approach, the bias-corrected ICR estimator requires specifications of both  $\mathcal{M}_{ps}$  and  $\mathcal{M}_{om}$ , therefore four scenarios with correct/incorrect specification of  $\mathcal{M}_{ps}$  and  $\mathcal{M}_{om}$  are considered for the bias-corrected ICR estimator in Panel B.



Table 8: Sensitivity analysis simulation results on estimating  $\theta_{0.5} = [\theta_{0.5,0}, \theta_{0.5,1}, \theta_{0.5,2}, \theta_{0.5,3}]$  to unmeasured confounding at the second period, based on the uncorrected estimators (upper panel) and bias-corrected estimators (lower panel). We considered both correct (denoted by ‘T’) or incorrect (denoted by ‘F’) specifications of the propensity score models ( $\mathcal{M}_{ps}$ ) and the outcome regression models ( $\mathcal{M}_{om}$ ).

Method	Specification		Percent bias (Monte Carlo S.E)				Coverage rate			
	$\mathcal{M}_{ps}$	$\mathcal{M}_{om}$	$\hat{\theta}_{0.5,0}$	$\hat{\theta}_{0.5,1}$	$\hat{\theta}_{0.5,2}$	$\hat{\theta}_{0.5,3}$	$\hat{\theta}_{0.5,0}$	$\hat{\theta}_{0.5,1}$	$\hat{\theta}_{0.5,2}$	$\hat{\theta}_{0.5,3}$
<b>Panel A:</b> uncorrected estimates ignoring unmeasured confounding effect										
IPW	T		-7.76 (0.66)	3.13 (0.68)	-41.62 (0.75)	0.22 (0.70)	69.3	93.7	32.3	94.7
IPW	F		-34.91 (0.34)	-61.78 (0.39)	-57.78 (0.38)	-20.84 (0.38)	0.0	0.0	0.0	0.0
ICR		T	-7.09 (0.28)	4.20 (0.36)	-39.34 (0.30)	0.04 (0.26)	30.5	92.4	0.0	94.5
ICR		F	-20.76 (0.30)	-30.59 (0.36)	-53.58 (0.32)	-7.87 (0.32)	0.0	6.2	0.0	27.5
DR	T	T	-7.67 (0.44)	4.41 (0.55)	-41.87 (0.54)	0.25 (0.50)	58.3	93.4	11.5	93.3
DR	T	F	-7.54 (0.58)	4.42 (0.63)	-41.86 (0.65)	0.33 (0.63)	66.5	94.1	21.4	94.8
DR	F	T	-5.91 (0.33)	7.37 (0.40)	-38.62 (0.35)	0.75 (0.33)	56.7	88.8	0.4	92.9
DR	F	F	-21.28 (0.35)	-29.27 (0.40)	-56.99 (0.37)	-6.99 (0.37)	0.0	16.8	0.0	51.5
<b>Panel B:</b> bias-corrected estimates adjusting for unmeasured confounding										
BC-IPW	T		-0.28 (0.70)	-0.39 (0.69)	-0.44 (0.75)	0.14 (0.71)	94.2	94.7	93.2	94.2
BC-IPW	F		-27.37 (0.34)	-64.74 (0.39)	-18.28 (0.38)	-20.36 (0.38)	0.0	0.0	52.4	0.0
BC-ICR	T	T	0.09 (0.29)	0.53 (0.37)	0.22 (0.30)	0.04 (0.26)	95.3	94.2	95.2	94.5
BC-ICR	T	F	-13.54 (0.30)	-34.23 (0.36)	-14.01 (0.32)	-7.87 (0.32)	0.5	3.3	61.0	27.5
BC-ICR	F	T	0.07 (0.29)	0.57 (0.37)	0.20 (0.30)	0.04 (0.26)	95.4	93.9	95.2	94.5
BC-ICR	F	F	-13.54 (0.30)	-34.19 (0.36)	-14.01 (0.32)	-7.87 (0.32)	0.5	3.3	61.0	27.5
BC-DR	T	T	-0.02 (0.46)	0.46 (0.55)	-1.05 (0.53)	0.16 (0.49)	94.8	95.3	95.0	93.3
BC-DR	T	F	-0.03 (0.62)	0.55 (0.64)	-0.73 (0.65)	0.31 (0.63)	94.5	94.5	94.3	94.8
BC-DR	F	T	1.46 (0.32)	3.42 (0.40)	2.20 (0.34)	0.74 (0.32)	93.1	93.5	93.8	92.9
BC-DR	F	F	-13.63 (0.35)	-32.75 (0.41)	-16.48 (0.37)	-6.74 (0.37)	2.7	8.8	57.2	53.5

\* The percent bias was calculated as the mean of the ratio of bias to the true value over 1,000 replications, i.e.,  $\text{Bias}(\%) = \text{mean}(\frac{\hat{p}-p}{p}) \times 100\%$ , where  $p$  denotes the true value of the causal parameter and  $\hat{p}$  is its point estimate. The standard error is defined as the squared root of the empirical variance of causal parameter from the 1,000 replications. The coverage rate is by a Wald-type 95% confidence interval using the derived asymptotic variance formula. Note that, different from the ICR approach, the bias-corrected ICR estimator requires specifications of both  $\mathcal{M}_{ps}$  and  $\mathcal{M}_{om}$ , therefore four scenarios with correct/incorrect specification of  $\mathcal{M}_{ps}$  and  $\mathcal{M}_{om}$  are considered for the bias-corrected ICR estimator in Panel B.

Table 9: Sensitivity analysis simulation results on estimating  $\theta_{0.5} = [\theta_{0.5,0}, \theta_{0.5,1}, \theta_{0.5,2}, \theta_{0.5,3}]$  to unmeasured confounding at the third period, based on the uncorrected estimators (upper panel) and bias-corrected estimators (lower panel). We considered both correct (denoted by ‘T’) or incorrect (denoted by ‘F’) specifications of the propensity score models ( $\mathcal{M}_{ps}$ ) and the outcome regression models ( $\mathcal{M}_{om}$ ).

Method	Specification		Percent bias (Monte Carlo S.E)				Coverage rate			
	$\mathcal{M}_{ps}$	$\mathcal{M}_{om}$	$\hat{\theta}_{0.5,0}$	$\hat{\theta}_{0.5,1}$	$\hat{\theta}_{0.5,2}$	$\hat{\theta}_{0.5,3}$	$\hat{\theta}_{0.5,0}$	$\hat{\theta}_{0.5,1}$	$\hat{\theta}_{0.5,2}$	$\hat{\theta}_{0.5,3}$
<b>Panel A:</b> uncorrected estimates ignoring unmeasured confounding effect										
IPW	T		-7.76 (0.68)	-0.44 (0.65)	4.04 (0.70)	-16.94 (0.72)	67.5	95.0	93.1	30.3
IPW	F		-34.85 (0.34)	-67.05 (0.38)	-48.36 (0.39)	-22.42 (0.39)	0.0	0.0	0.0	0.0
ICR		T	-7.18 (0.28)	0.34 (0.36)	3.72 (0.28)	-15.87 (0.24)	29.5	94.8	92.1	0.0
ICR		F	-20.80 (0.30)	-33.72 (0.36)	-14.56 (0.32)	-22.09 (0.29)	0.0	2.8	56.2	0.0
DR	T	T	-7.54 (0.43)	0.34 (0.54)	3.56 (0.5)	-16.81 (0.47)	55.7	94.7	91.9	5.5
DR	T	F	-7.49 (0.54)	0.51 (0.58)	3.82 (0.6)	-17.06 (0.58)	65.6	95.8	93.2	17.0
DR	F	T	-5.92 (0.33)	3.74 (0.40)	6.53 (0.34)	-15.79 (0.30)	54.6	93.3	89.2	0.0
DR	F	F	-21.26 (0.34)	-34.8 (0.40)	-13.69 (0.38)	-22.14 (0.34)	0.0	5.9	68.4	0.0
<b>Panel B:</b> bias-corrected estimates adjusting for unmeasured confounding										
BC-IPW	T		-0.23 (0.69)	-0.65 (0.65)	0.33 (0.71)	-0.34 (0.72)	93.2	94.7	94.2	94.4
BC-IPW	F		-27.24 (0.34)	-66.82 (0.38)	-52.09 (0.39)	-6.02 (0.38)	0.0	0.0	0.0	67.4
BC-ICR	T	T	0.02 (0.29)	0.46 (0.37)	0.22 (0.30)	-0.04 (0.24)	94.2	94.7	94.8	95.0
BC-ICR	T	F	-13.6 (0.31)	-33.73 (0.36)	-18.03 (0.32)	-6.28 (0.29)	0.8	3.0	41.1	41.8
BC-ICR	F	T	0.04 (0.29)	0.29 (0.36)	0.34 (0.29)	-0.06 (0.24)	94.5	94.8	94.8	94.8
BC-ICR	F	F	-13.59 (0.31)	-33.74 (0.36)	-17.97 (0.32)	-6.27 (0.29)	0.7	2.8	40.7	41.8
BC-DR	T	T	0.17 (0.44)	0.27 (0.54)	0.05 (0.51)	-0.39 (0.46)	95.5	95.3	94.3	94.4
BC-DR	T	F	0.12 (0.57)	0.17 (0.59)	0.83 (0.61)	-0.65 (0.58)	94.9	96	95.0	94.1
BC-DR	F	T	1.55 (0.33)	3.32 (0.40)	2.48 (0.34)	0.69 (0.30)	91.2	93.0	93.5	93.6
BC-DR	F	F	-13.65 (0.35)	-34.86 (0.40)	-17.74 (0.38)	-5.66 (0.34)	2.8	6.3	53.2	62.9

\* The percent bias was calculated as the mean of the ratio of bias to the true value over 1,000 replications, i.e.,  $\text{Bias}(\%) = \text{mean}\left(\frac{\hat{p}-p}{p}\right) \times 100\%$ , where  $p$  denotes the true value of the causal parameter and  $\hat{p}$  is its point estimate. The standard error is defined as the squared root of the empirical variance of causal parameter from the 1,000 replications. The coverage rate is by a Wald-type 95% confidence interval using the derived asymptotic variance formula. Note that, different from the ICR approach, the bias-corrected estimator requires specifications of both  $\mathcal{M}_{ps}$  and  $\mathcal{M}_{om}$ , therefore four scenarios with correct/incorrect specification of  $\mathcal{M}_{ps}$  and  $\mathcal{M}_{om}$  are considered for the bias-corrected estimator in Panel B.

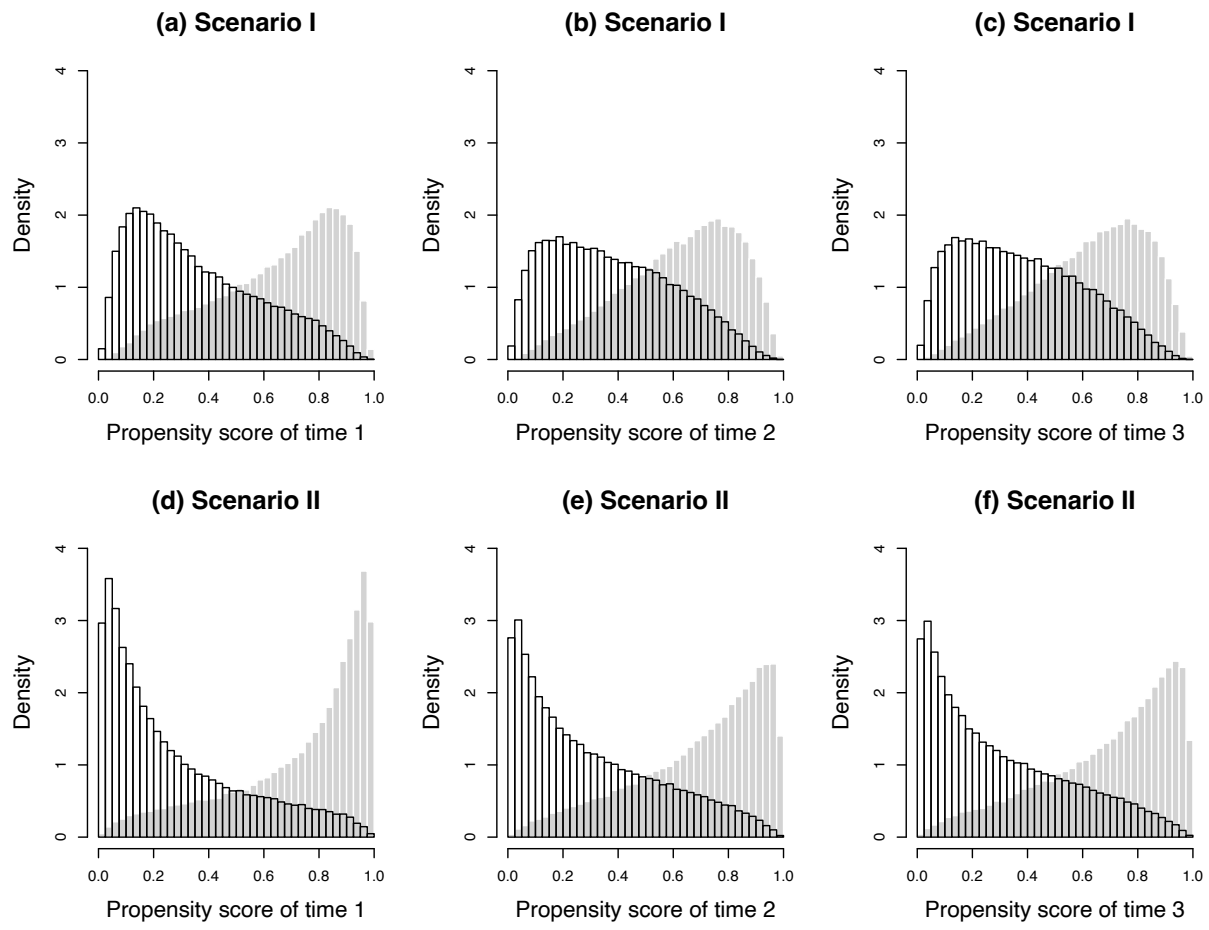


Figure 1: Distributions of true propensity scores in Scenario I (upper row) and Scenario II (lower row). The gray shaded bars indicate the treated group; the unshaded bars indicate the control group.

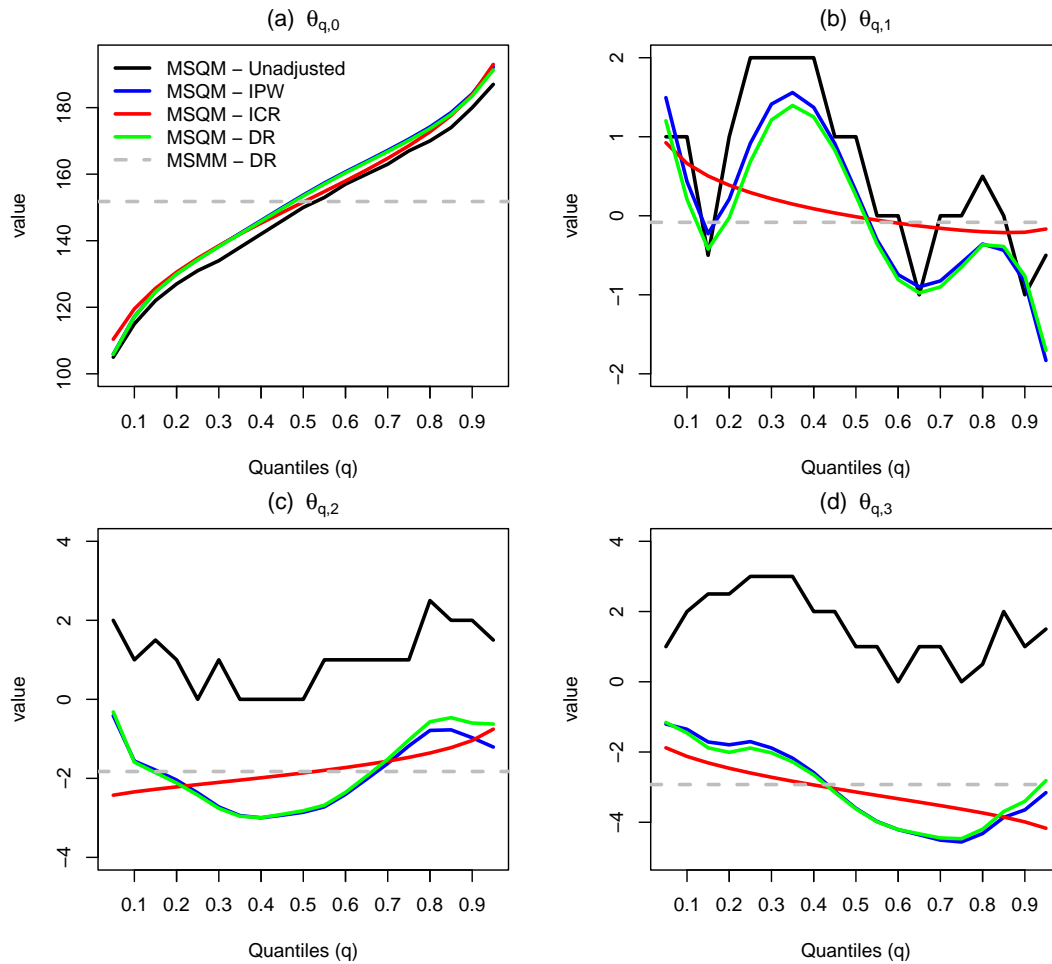


Figure 2: Analysis of the YNHHS Severe Inpatient Hypertension Dataset: point estimates of  $\theta_{q,k}$  in the MSQM. The gray-dotted horizontal line in panels (a)–(d) is the doubly robust estimation of  $\xi_0$ ,  $\xi_1$ ,  $\xi_2$ , and  $\xi_3$  for the MSMM.

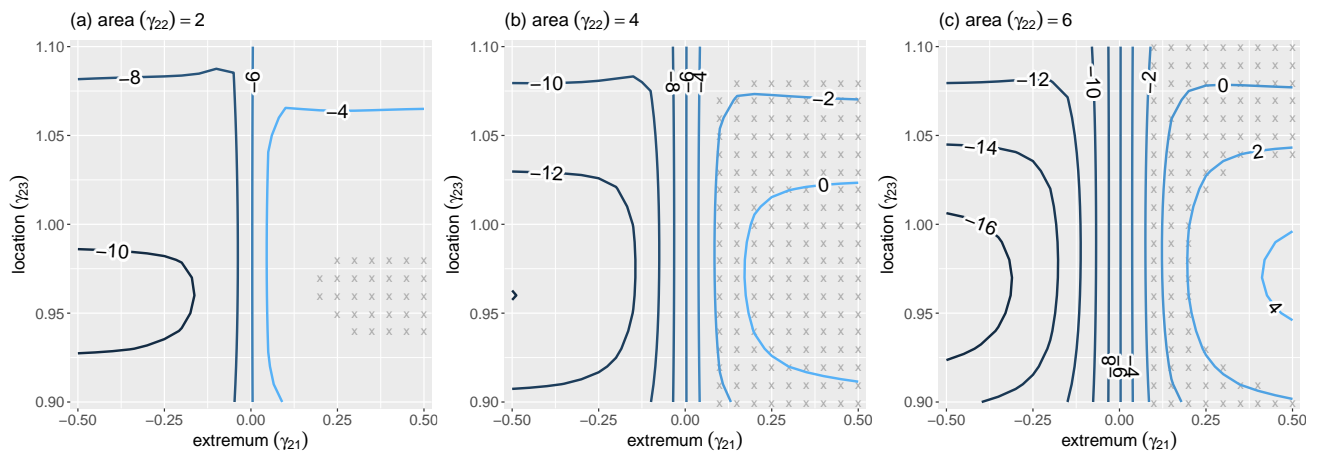


Figure 3: A sensitivity analysis for  $TE_{0.5}$  in relation to unmeasured confounding at the second period. The bias-corrected doubly robust estimates are illustrated through contours for fixed values of  $(\gamma_{21}, \gamma_{23})$ , with  $\gamma_{22}$  set to 2 (Panel a), 4 (Panel b), 6 (Panel c). The regions marked with ‘x’ denote the values of  $(\gamma_{21}, \gamma_{23})$  where the corresponding 95% interval estimate encompasses 0.

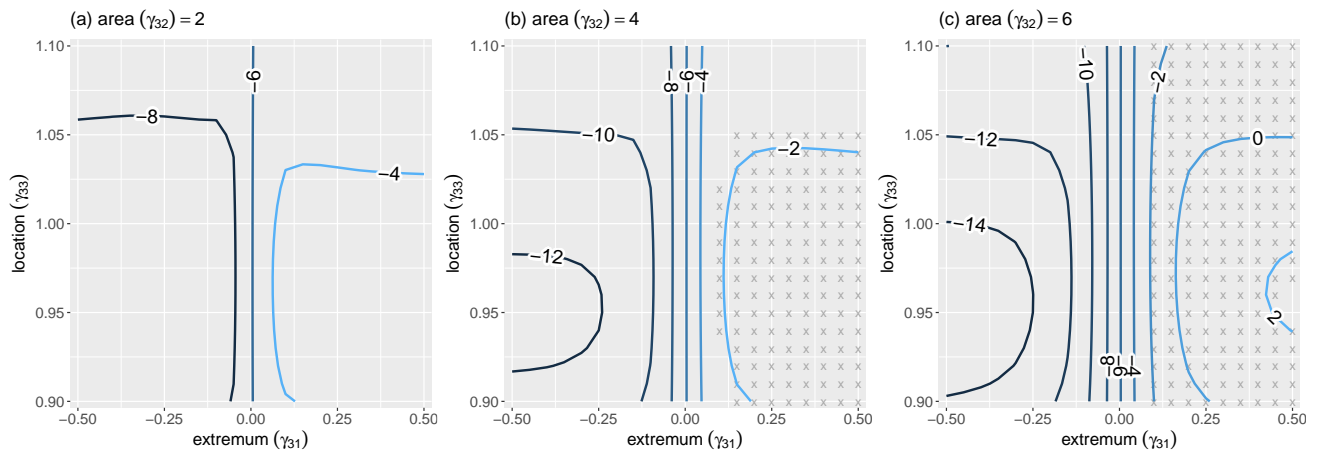


Figure 4: A sensitivity analysis for  $TE_{0.5}$  in relation to unmeasured confounding at the third period. The bias-corrected doubly robust estimates are illustrated through contours for fixed values of  $(\gamma_{31}, \gamma_{33})$ , with  $\gamma_{32}$  set to 2 (Panel a), 4 (Panel b), 6 (Panel c). The regions marked with 'x' denote the values of  $(\gamma_{31}, \gamma_{33})$  where the corresponding 95% interval estimate encompasses 0.