

# Inference in parametric models with many L-moments

Luis A. F. Alvarez\*

Chang Chiann<sup>†</sup>

Pedro A. Morettin<sup>‡</sup>

May 29, 2024

## Abstract

L-moments are expected values of linear combinations of order statistics that provide robust alternatives to traditional moments. The estimation of parametric models by matching sample L-moments has been shown to outperform maximum likelihood estimation (MLE) in small samples from popular distributions. The choice of the number of L-moments to be used in estimation remains *ad-hoc*, though: researchers typically set the number of L-moments equal to the number of parameters, as to achieve an order condition for identification. This approach is generally inefficient in larger samples. In this paper, we show that, by properly choosing the number of L-moments and weighting these accordingly, we are able to construct an estimator that outperforms MLE in finite samples, and yet does not suffer from efficiency losses asymptotically. We do so by considering a “generalised” method of L-moments estimator and deriving its asymptotic properties in a framework where the number of L-moments varies with sample size. We then propose methods to automatically select the number of L-moments in a given sample. Monte Carlo evidence shows our proposed approach is able to outperform (in a mean-squared error sense) MLE in smaller samples, whilst working as well as it in larger samples. We then consider extensions of our approach to conditional and semiparametric models, and apply the latter to study expenditure patterns in a ridesharing platform in Brazil.

*Keywords:* L-statistics; generalised method of moments; tuning parameter selection methods; higher-order expansions.

---

\*Department of Economics, University of São Paulo. *E-mail address:* [luis.alvarez@usp.br](mailto:luis.alvarez@usp.br)

<sup>†</sup>Department of Statistics, University of São Paulo. *E-mail address:* [chang@ime.usp.br](mailto:chang@ime.usp.br).

<sup>‡</sup>Department of Statistics, University of São Paulo. *E-mail address:* [pam@ime.usp.br](mailto:pam@ime.usp.br).

# 1 Introduction

L-moments, expected values of linear combinations of order statistics, were introduced by [Hosking \(1990\)](#) and have been successfully applied in areas as diverse as computer science ([Hosking, 2007](#); [Yang et al., 2021](#)), hydrology ([Wang, 1997](#); [Sankarasubramanian and Srinivasan, 1999](#); [Das, 2021](#); [Boulangue et al., 2021](#)), meteorology ([Wang and Hutson, 2013](#); [Šimková, 2017](#); [Li et al., 2021](#)) and finance ([Gourieroux and Jasiak, 2008](#); [Kerstens et al., 2011](#)). By appropriately combining order statistics, L-moments offer robust alternatives to traditional measures of dispersion, skewness and kurtosis. Models fit by matching sample L-moments (a procedure labeled “method of L-moments” by [Hosking \(1990\)](#)) have been shown to outperform maximum likelihood estimators in small samples from flexible distributions such as generalised extreme value ([Hosking et al., 1985](#); [Hosking, 1990](#)), generalised Pareto ([Hosking and Wallis, 1987](#); [Broniatowski and Decurninge, 2016](#)), generalised exponential ([Gupta and Kundu, 2001](#)) and Kumaraswamy ([Dey et al., 2018](#)).

Statistical analyses of L-moment-based parameter estimators rely on a framework where the number of moments is fixed ([Hosking, 1990](#); [Broniatowski and Decurninge, 2016](#)). Practitioners often choose the number of L-moments equal to the number of parameters in the model, so as to achieve the order condition for identification. This approach is generally inefficient.<sup>1</sup> It also raises the question of whether overidentifying restrictions, together with the optimal weighting of L-moment conditions, could improve the efficiency of “method of L-moments” estimators, as in the framework of generalised-method-of-moment (GMM) estimation ([Hansen, 1982](#)). Another natural question would be how to choose the number of L-moments in finite samples, as it is well-known from GMM theory that increasing the number of moments with a fixed sample size can lead to substantial biases ([Koenker and Machado, 1999](#); [Newey and Smith, 2004](#)). In the end, one can only ask if, by correctly choosing the number of L-moments and under an appropriate weighting scheme, it may not be possible to construct an estimator that outperforms maximum likelihood estimation in small samples and yet achieves the Cramér-Rao bound asymptotically. Intuitively, the answer appears to be positive, especially if one takes into account that [Hosking \(1990\)](#) shows L-moments characterise distributions with finite first moments.

The goal of this paper lies in answering the questions outlined in the previous paragraph. Specifically, we propose to study L-moment-based estimation in a context where: (i) the number of L-moments varies with sample size; and (ii) weighting is used in order to optimally account for overidentifying conditions. In this framework, we introduce a “generalised” method of L-moments estimator and analyse its properties. We provide sufficient conditions under which our estimator is consistent and asymptotically normal; we also derive the optimal choice of weights and introduce a test of overidentifying restrictions. We then show that, under independent and identically distributed (iid) data and the optimal weighting scheme, the proposed generalised L-moment esti-

---

<sup>1</sup>In the generalised extreme value distribution, there can be asymptotic root mean-squared error losses of 30% with respect to the MLE when the target estimand are the distribution parameters ([Hosking et al., 1985](#); [Hosking, 1990](#)). In our Monte Carlo exercise, we verify root mean squared error losses of over 10% when the goal is tail quantile estimation.

mator achieves the Cramér-Rao lower bound. We provide simulation evidence that our L-moment approach outperforms (in a mean-squared error sense) MLE in smaller samples; and works as well as it in larger samples. We then construct methods to automatically select the number of L-moments used in estimation. For that, we rely on higher order expansions of the method-of-L-moment estimator, similarly to the procedure of [Donald and Newey \(2001\)](#) and [Donald et al. \(2009\)](#) in the context of GMM. We use these expansions to find a rule for choosing the number of L-moments so as to minimise the estimated (higher-order) mean-squared error. We also consider an approach based on  $\ell_1$ -regularisation ([Luo et al., 2015](#)). We provide computational code to implement both methods,<sup>2</sup> and evaluate their performance through Monte Carlo simulations. With these tools, we aim to introduce a fully automated procedure for estimating parametric density models that improves upon maximum likelihood in small samples, and yet does not underperform in larger datasets.

We also consider two extensions of our main approach. First, we show how the generalised method-of-L-moment approach introduced in this paper can be extended to the estimation of conditional models. Second, we show how our approach may be used in the analysis of the “error term” in semiparametric models, and apply this extension to study the tail behaviour of expenditure patterns in a ridesharing platform in São Paulo, Brazil. We provide evidence that the heavy-tailedness in consumption patterns persists even after partialing out the effect of unobserved time-invariant heterogeneity and observable heterogeneity in consumption trends. With these extensions, we hope more generally to illustrate how the generalised-method-of-L-moment approach to estimation may be a convenient tool in a variety of settings, e.g. when a model’s quantile function is easier to evaluate than its likelihood. The latter feature has been explored in followup work by one of the authors ([Alvarez and Orestes, 2023](#); [Alvarez and Biderman, 2024](#)).

**Related literature** This paper contributes to two main literatures. First, we relate to a couple of papers that, building on [Hosking’s](#) original approach, propose new L-moment-based estimators. [Gourieroux and Jasiak \(2008\)](#) introduce a notion of L-moment for conditional moments, which is then used to construct a GMM estimator for a class of dynamic quantile models. As we argue in more detail in [Section 6](#), while conceptually attractive, their estimator is not asymptotically efficient (vis-à-vis the conditional MLE), as it focuses on a finite number of moment conditions and does not optimally explore the set of overidentifying restrictions available in the parametric model. In contrast, our proposed extension of the generalised method-of-L-moment estimator to conditional models is able to restore asymptotic efficiency. In an unconditional setting, [Broniatowski and Decurninge \(2016\)](#) propose estimating distribution functions by relying on a *fixed* number of L-moments and a minimum divergence estimator that nests the empirical likelihood and generalized empirical likelihood estimators as particular cases. Even though these estimators are expected to perform better than (generalized) method-of-L-moment estimators in terms of higher-order properties ([Newey and Smith, 2004](#)), both would be *first-order* inefficient (vis-à-vis the MLE) when

---

<sup>2</sup>The repository [https://github.com/luisfantozzialvarez/lmoments\\_redux](https://github.com/luisfantozzialvarez/lmoments_redux) contains R script that implements our main methods, as well as replication code for our Monte Carlo exercise and empirical application.

the number of L-moments is held fixed. In this paper, we thus focus on improving L-moment-based estimation in terms of first-order asymptotic efficiency, by suitably increasing the number of L-moments with sample size and optimally weighting the overidentifying restrictions, while retaining its known good finite-sample behaviour. We do note, however, that one of our suggested approaches to select the number of L-moments aims at minimising an estimate of the higher-order mean-squared error, which may be useful in improving the higher-order behaviour of estimators even when a bounded (as a function of sample sizes) number of L-moments is used in estimation.

Secondly, we contribute to a literature that seeks to construct estimators that, while retaining asymptotic (first-order) unbiasedness and efficiency, improve upon maximum likelihood estimation in finite samples. The classical method to achieve finite-sample improvements over the MLE is through (higher-order) bias correction (Pfanzagl and Wefelmeyer, 1978). However, analytical bias corrections may be difficult to implement in practice, which has led the literature to consider jackknife and bootstrap corrections (Hahn et al., 2002). More recently, Ferrari and Yang (2010) introduced a maximum  $Lq$ -likelihood estimator for parametric models that replaces the log-density in the objective function of the MLE with  $\frac{f(x)^{1-q}-1}{1-q}$ , where  $q > 0$  is a tuning parameter. They show that, by suitably choosing  $q$  in finite samples, one is able to trade-off bias and variance, thus enabling MSE improvements over the MLE. Moreover, if  $q \rightarrow 1$  asymptotically at a rate, the estimator is asymptotically unbiased and achieves the Crámer-Rao lower bound. There are some important differences between our approach and maximum  $Lq$ -likelihood estimation. First, we note that the theoretical justification for our construction is distinct from their method. Indeed, for a fixed number of L-moments, our proposed estimator is first-order asymptotically unbiased, whereas the maximum  $Lq$ -likelihood estimator is inconsistent in an asymptotic regime with  $q$  fixed and consistent but first-order biased if  $q \rightarrow 1$  slowly enough. Therefore, whereas the choice of the tuning parameter  $q$  is justified as capturing a tradeoff between first-order bias and variance; the MSE-optimal choice of L-moments in our setting concerns a tradeoff between the first-order variance of the estimator and its higher-order terms. This is precisely what we capture in our proposal to select the number of L-moments by minimising an estimator of the higher-order MSE; whereas presently no general rule for choosing the tuning parameter  $q > 0$  in maximum  $Lq$ -likelihood estimation exists (Yang et al., 2021).

**Structure of paper** The remainder of this paper is organised as follows. In the next section, we briefly review L-moments and parameter estimation based on these quantities. Section 3 works out the asymptotic properties of our proposed estimator. In Section 4 we conduct a small Monte Carlo exercise which showcases the gains associated with our approach. Section 5 proposes methods to select the number of L-moments and assesses their properties in the context of the Monte Carlo exercise of Section 4. Section 6 presents the extensions of our main approach, as well as the empirical application. Section 7 concludes.

## 2 L-moments: definition and estimation

Consider a scalar random variable  $Y$  with distribution function  $F$  and finite first moment. For  $r \in \mathbb{N}$ , [Hosking \(1990\)](#) defines the  $r$ -th L-moment as:

$$\lambda_r := \int_0^1 Q_Y(u) P_{r-1}^*(u) du, \quad (1)$$

where  $Q_Y(u) := \inf\{y \in \mathbb{R} : F(y) \geq u\}$  is the quantile function of  $Y$ , and the  $P_r^*(u) = \sum_{k=0}^r (-1)^{r-k} \binom{r}{k} \binom{r+k}{k} u^k$ ,  $r \in \{0\} \cup \mathbb{N}$ , are shifted Legendre polynomials.<sup>3</sup> Expanding the polynomials and using the quantile representation of a random variable ([Billingsley, 2012](#), Theorem 14.1), we arrive at the equivalent expression:

$$\lambda_r = r^{-1} \sum_{k=0}^{r-1} (-1)^k \binom{r-1}{k} \mathbb{E}[\tilde{Y}_{(r-k):r}], \quad (2)$$

where,  $\tilde{Y}_{j:l}$  is the  $j$ -th order statistic of a random sample from  $F$  with  $l$  observations. Equation (2) motivates our description of L-moments as the expected value of linear combinations of order statistics. Notice that the first L-moment corresponds to the expected value of  $Y$ .

To see how L-moments may offer “robust” alternatives to conventional moments, it is instructive to consider, as in [Hosking \(1990\)](#), the second L-moment. In this case, we have:

$$\lambda_2 = \frac{1}{2} \mathbb{E}[\tilde{Y}_{2:2} - \tilde{Y}_{1:2}] = \frac{1}{2} \int \int (\max\{y_1, y_2\} - \min\{y_1, y_2\}) F(dy_1) F(dy_2) = \frac{1}{2} \mathbb{E}|\tilde{Y}_1 - \tilde{Y}_2|,$$

where  $\tilde{Y}_1$  and  $\tilde{Y}_2$  are independent copies of  $Y$ . This is a measure of dispersion. Indeed, comparing it with the variance, we have:

$$\mathbb{V}[Y] = \mathbb{E}[(Y - \mathbb{E}[Y])^2] = \mathbb{E}[Y^2] - \mathbb{E}[Y]^2 = \frac{1}{2} \mathbb{E}[(\tilde{Y}_1 - \tilde{Y}_2)^2],$$

from which we note that the variance puts more weight to larger differences.

Next, we discuss sample estimators of L-moments. Let  $Y_1, Y_2 \dots Y_T$  be an identically distributed sample of  $T$  observations, where each  $Y_t$ ,  $t = 1, \dots, T$ , is distributed according to  $F$ . A natural estimator of the  $r$ -th L-moment is the sample analog of (1), i.e.

$$\hat{\lambda}_r = \int_0^1 \hat{Q}_Y(u) P_{r-1}^*(u) du, \quad (3)$$

where  $\hat{Q}_Y$  is the empirical quantile process:

---

<sup>3</sup>Legendre polynomials are defined by applying the Gram-Schmidt orthogonalisation process to the polynomials  $1, x, x^2, x^3 \dots$  defined on  $[-1, 1]$  ([Kreyszig, 1989](#), p. 176-180). If  $P_r$  denotes the  $r$ -th Legendre polynomial, shifted Legendre polynomials are related to the standard ones through the affine transformation  $P_r^*(u) = P_r(2u-1)$  ([Hosking, 1990](#)).

$$\hat{Q}_Y(u) = Y_{i:T}, \quad \text{if } \frac{i-1}{T} < u \leq \frac{i}{T}, \quad (4)$$

with  $Y_{i:T}$  being the  $i$ -th sample order statistic. The estimator given by (3) is generally biased (Hosking, 1990; Broniatowski and Decurninge, 2016). When observations  $Y_1, Y_2, \dots, Y_T$  may be assumed to be independent, researchers thus often resort to an unbiased estimator of  $\lambda_r$ , which is given by an empirical analog of (2):

$$\tilde{\lambda}_r = r^{-1} \sum_{k=0}^{r-1} (-1)^k \binom{r-1}{k} \binom{T}{r}^{-1} \sum_{1 \leq i_1, i_2 \leq \dots \leq i_r \leq T} Y_{i_{r-k}:T}. \quad (5)$$

In practice, it is not necessary to iterate over all size  $r$  subsamples of  $Y_1, \dots, Y_T$  to compute the sample  $r$ -th L-moment through (5). Hosking (1990) provides a direct formula that avoids such computation.

We are now ready to discuss the estimation of parametric models based on matching L-moments. Suppose that  $F$  belongs to a parametric family of distribution functions  $\{F_\theta : \theta \in \Theta\}$ , where  $\Theta \subseteq \mathbb{R}^d$  and  $F = F_{\theta_0}$  for some  $\theta_0 \in \Theta$ . Let  $l_r(\theta) := \int_0^1 P_{r-1}^*(u) Q(u|\theta) du$  denote the theoretical  $r$ -th L-moment, where  $Q(\cdot|\theta)$  is the quantile function associated with  $F_\theta$ . Let  $H^R(\theta) := (\lambda_1(\theta), \lambda_2(\theta), \dots, \lambda_R(\theta))'$ , and  $\hat{H}^R$  be the vector stacking estimators for the first  $R$  L-moments (e.g. (3) or (5)). Researchers then usually estimate  $\theta_0$  by solving:

$$H^d(\theta) - \hat{H}^d = 0.$$

As discussed in Section 1, this procedure has been shown to lead to efficiency gains over maximum likelihood estimation in small samples from several distributions. Nonetheless, the choice of L-moments  $R = d$  appears rather *ad-hoc*, as it is based on an order condition for identification. One may then wonder whether increasing the number of L-moments used in estimation – and weighting these properly –, might lead to a more efficient estimator in finite samples. Moreover, if one correctly varies the number of L-moments with sample size, it may be possible to construct an estimator that does not underperform MLE even asymptotically. The latter appears especially plausible if one considers the result in Hosking (1990), who shows that L-moments characterise a distribution with finite first moment.

In light of the preceding discussion, we propose to analyse the behaviour of the “generalised” method of L-moments estimator:

$$\hat{\theta} \in \arg \inf_{\theta \in \Theta} (H^R(\theta) - \hat{H}^R)' W^R (H^R(\theta) - \hat{H}^R), \quad (6)$$

where  $R$  may vary with sample size; and  $W^R$  is a (possibly estimated) weighting matrix. In Section 3, we work out the asymptotic properties of this estimator in a framework where both  $T$  and  $R$  diverge, i.e. we index  $R$  by the sample size and consider the asymptotic behaviour of the

estimator in the large-sample limit, for sequences  $(R_T)_{T \in \mathbb{N}}$  where  $\lim_{T \rightarrow \infty} R_T = \infty$ .<sup>4,5</sup> We derive sufficient conditions for an asymptotic linear representation of the estimator to hold. We also show that the estimator is asymptotically efficient, in the sense that, under iid data and when optimal weights are used, its asymptotic variance coincides with the inverse of the Fisher information matrix. In Section 4, we conduct a small Monte Carlo exercise which showcases the gains associated with our approach. Specifically, we show that our L-moment approach entails mean-squared error gains over MLE in smaller samples, and performs as well as it in larger samples. In light of these results, in Section 5 we propose to construct a semiautomatic method of selection of the number of L-moments by working with higher-order expansions of the mean-squared error of the estimator – in a similar fashion to what has already been done in the GMM literature (Donald and Newey, 2001; Donald et al., 2009; Okui, 2009; Abadie et al., 2023). We also consider an approach based on  $\ell_1$ -regularisation borrowed from the GMM literature (Luo et al., 2015). We then return to the Monte Carlo setting of Section 4 in order to assess the properties of the proposed selection methods. In Section 6, we consider extensions of our main approach to the estimation of conditional models and a class of semiparametric models.

In this paper, we will focus on the case where estimated L-moments are given by (3). As shown in Hosking (1990), under random sampling and finite second moments, for each  $r \in \mathbb{N}$ ,  $\hat{\lambda}_r - \tilde{\lambda}_r = O_p(T^{-1})$ , which implies that the estimator (6) using either (3) or (5) as  $\hat{H}^R$  are first-order asymptotically equivalent *when  $R$  is fixed*. However, in an asymptotic framework where  $R$  increases with the sample size, this need not be the case. Indeed, note that, for  $r > T$ ,  $\tilde{\lambda}_r$  is not even defined, whereas  $\hat{\lambda}_r$  is. Relatedly, the simulations in Section 4 show that, for values of  $R$  close to  $T$ , the generalised-method-of L-moment estimator (6) based on  $\tilde{\lambda}_r$  breaks down, whereas the estimator based on  $\hat{\lambda}_r$  does not.<sup>6</sup> We thus focus on the properties of the estimator that relies on  $\hat{\lambda}_r$ , as it is especially well-suited for settings where one may wish to make  $R$  large.

### 3 Asymptotic properties of the generalised method of L-moments estimator with many moments

#### 3.1 Setup

As in the previous section, we consider a setting where we have a sample with  $T$  identically distributed observations,  $Y_1, Y_2 \dots Y_T$ ,  $Y_t \sim F$  for  $t = 1, 2 \dots T$ , where  $F$  belongs to a parametric family  $\{F_\theta : \theta \in \Theta\}$ ,  $\Theta \subseteq \mathbb{R}^d$ ; and  $F = F_{\theta_0}$  for some  $\theta_0 \in \Theta$ . We will analyse the behaviour of the

---

<sup>4</sup>We maintain the indexing of  $R$  by  $T$  implicit to keep the notation concise. In this setting, the phrase “as  $T, R \rightarrow \infty$ ” should be read as meaning that a property holds in the limit  $T \rightarrow \infty$ , for any sequence  $(R_T)_{T \in \mathbb{N}}$  with  $\lim_{T \rightarrow \infty} R_T = \infty$ . The phrase “as  $T, R \rightarrow \infty$  with  $\phi(R, T) \rightarrow c$ ”, where  $\phi : \mathbb{N}^2 \mapsto \mathbb{R}$  and  $c \in \mathbb{R}$ , should be read as meaning that a property holds in the limit  $T \rightarrow \infty$ , for any sequence  $(R_T)_{T \in \mathbb{N}}$  with  $\lim_{T \rightarrow \infty} R_T = \infty$  and  $\lim_{T \rightarrow \infty} \phi(R_T, T) = c$ .

<sup>5</sup>As it will become clear in Section 3, our framework nests the setting with fixed  $R$  as a special case by properly filling the weighting matrix  $W^R$  with zeros.

<sup>6</sup>The latter phenomenon is corroborated by our theoretical results in Section 3 for the estimator based on  $\hat{\lambda}_r$ , which allow for  $R$  to be much larger than  $T$ .

estimator:

$$\hat{\theta} \in \arg \inf_{\theta \in \Theta} \sum_{k=1}^R \sum_{l=1}^R \left( \int_{\underline{p}}^{\bar{p}} [\hat{Q}_Y(u) - Q_Y(u|\theta)] P_k(u) du \right) w_{k,l}^R \left( \int_{\underline{p}}^{\bar{p}} [\hat{Q}_Y(u) - Q_Y(u|\theta)] P_l(u) du \right), \quad (7)$$

where  $\hat{Q}_Y(\cdot)$  is the empirical quantile process given by (4);  $Q_Y(\cdot|\theta)$  is the quantile function associated with  $F_\theta$ ;  $\{w_{k,l}^R\}_{1 \leq k, l \leq R}$  are a set of (possibly estimated) weights;  $\{P_k\}_{1 \leq k \leq R}$  are a set of quantile “weighting” functions with  $\int_0^1 P_k(u)^2 du = 1$ ; and  $0 \leq \underline{p} < \bar{p} \leq 1$ . This setting encompasses the generalised-method-of-L-moment estimator discussed in the previous section. Indeed, by choosing  $P_k(u) = \sqrt{2(2k-1)} \cdot P_{k-1}^*(u)$ , where  $P_k^*(u)$  are the shifted Legendre polynomials on  $[0, 1]$ , and  $0 = \underline{p} < \bar{p} = 1$ , we have the generalised L-moment-based estimator in (6) using (3) as an estimator for the L-moments.<sup>7</sup> We leave  $\underline{p} < \bar{p}$  fixed throughout.<sup>8</sup> All limits are taken **jointly** with respect to  $T$  and  $R$ .

To facilitate analysis, we let  $\mathbf{P}^R(u) := (P_1(u), P_2(u) \dots P_R(u))'$ ; and write  $W^R$  for the  $R \times R$  matrix with entry  $W_{i,j}^R = w_{i,j}^R$ . We may then rewrite our estimator in matrix form as:

$$\hat{\theta} \in \arg \inf_{\theta \in \Theta} \left[ \int_{\underline{p}}^{\bar{p}} (\hat{Q}_Y(u) - Q_Y(u|\theta)) \mathbf{P}^R(u)' du \right] W^R \left[ \int_{\underline{p}}^{\bar{p}} (\hat{Q}_Y(u) - Q_Y(u|\theta)) \mathbf{P}^R(u) du \right].$$

### 3.2 Consistency

In this section, we present conditions under which our estimator is consistent.

We impose the following assumptions on our environment. In what follows, we write  $Q_Y(\cdot) = Q_Y(\cdot|\theta_0)$ .

**Assumption 1** (Consistency of empirical quantile process). *The empirical quantile process is uniformly consistent on  $(\underline{p}, \bar{p})$ , i.e.*

$$\sup_{u \in (\underline{p}, \bar{p})} |\hat{Q}_Y(u) - Q_Y(u)| \xrightarrow{P} 0. \quad (8)$$

Assumption 1 is satisfied in a variety of settings. For example, if  $Y_1, Y_2 \dots Y_T$  are iid and the family  $\{F_\theta : \theta \in \Theta\}$  is continuous with a (common) compact support; then (8) follows with  $\underline{p} = 0$  and  $\bar{p} = 1$  (Ahidar-Coutrix and Berthet, 2016, Proposition 2.1.). Yoshihara (1995) and Portnoy (1991) provide sufficient conditions for uniform consistency (8) to hold when observations are dependent. We also note that, for the result in this section, it would have been sufficient to assume weak convergence in the  $L^2(\underline{p}, \bar{p})$  norm (see Mason (1984), Barrio et al. (2005) and references therein). We only state results in the sup-norm because convergence statements regarding the empirical quantile process available in the literature are usually proved in  $L^\infty(\underline{p}, \bar{p})$ .

<sup>7</sup>The rescaling by  $\sqrt{2(2k-1)}$  is adopted so the polynomials have unit  $L^2[0, 1]$ -norm.

<sup>8</sup>In Remark 4 later on, we briefly discuss an extension to sample-size-dependent trimming.



**Assumption 2** (Quantile weighting functions). *The functions  $\{P_l : l \in \mathbb{N}\}$  constitute an orthonormal sequence on  $L^2[0, 1]$ .*

Assumption 2 is satisfied by (rescaled) shifted Legendre polynomials, shifted Jacobi polynomials and other weighting functions.

Next, we impose restrictions on the estimated weights. In what follows, we write, for a  $c \times d$  matrix  $A$ ,  $\|A\|_2 = \sqrt{\lambda_{\max}(A'A)}$ .

**Assumption 3** (Estimated weights). *There exists a sequence of nonstochastic symmetric positive semidefinite matrices  $\Omega^R$  such that, as  $T, R \rightarrow \infty$ ,  $\|W^R - \Omega^R\|_2 = o_{P^*}(1)$ ;<sup>9</sup>  $\|\Omega^R\|_2 = O(1)$ .*

Assumption 3 restricts the range of admissible weight matrices. Notice that  $W^R = \Omega^R = \mathbb{I}_R$  trivially satisfies these assumptions. By the triangle inequality, Assumption 3 implies that  $\|W^R\|_2 = O_{P^*}(1)$ .

Finally, we introduce our identifiability assumption. For some  $X \in L^2[0, 1]$ , let  $\|X\|_{L^2[0,1]} = \left(\int_0^1 X(u)^2 du\right)^{\frac{1}{2}}$ :

**Assumption 4** (Strong identifiability and suprema of  $L^2$  norm of parametric quantiles). *For each  $\epsilon > 0$ :*

$$\liminf_{R \rightarrow \infty} \inf_{\theta \in \Theta: \|\theta - \theta_0\|_2 \geq \epsilon} \left[ \int_{\underline{p}}^{\bar{p}} (Q_Y(u|\theta) - Q_Y(u|\theta_0)) \mathbf{P}^R(u)' du \right] \Omega^R \left[ \int_{\underline{p}}^{\bar{p}} (Q_Y(u|\theta) - Q_Y(u|\theta_0)) \mathbf{P}^R(u) du \right] > 0.$$

Moreover, we require that  $\sup_{\theta \in \Theta} \|Q_Y(\cdot|\theta) \mathbb{1}_{[\underline{p}, \bar{p}]}\|_{L^2[0,1]} < \infty$ .

The first part of this assumption is closely related to the usual notion of identifiability in parametric distribution models. Indeed, if  $\Theta$  is compact,  $\theta \mapsto \|Q(\cdot|\theta)\|_{L^2[0,1]}$  is continuous,  $\underline{p} = 0$ ,  $\bar{p} = 1$ , the  $\{P_l\}_l$  constitute an orthonormal basis in  $L^2[0, 1]$  (this is the case for shifted Legendre polynomials), and  $W^R = \mathbb{I}_R$ , then part 1 is equivalent to identifiability of the parametric family  $\{F_\theta\}_\theta$ .

As for the second part of the assumption, we note that boundedness of the  $L^2$  norm of parametric quantiles uniformly in  $\theta$  is satisfied in several settings. If the parametric family  $\{F_\theta : \theta \in \Theta\}$  has common compact support, then the assumption is trivially satisfied. More generally, if we assume  $\Theta$  is compact and  $Q_Y(u|\theta)$  is jointly continuous and bounded on  $[\underline{p}, \bar{p}] \times \Theta$ , then the condition follows immediately from Weierstrass' theorem, as in this case:  $\sup_{\theta \in \Theta} \|Q_Y(\cdot|\theta) \mathbb{1}_{[\underline{p}, \bar{p}]}\|_{L^2[0,1]} \leq \sqrt{\bar{p} - \underline{p}} \cdot \sup_{(\theta, u) \in \Theta \times [\underline{p}, \bar{p}]} |Q_Y(u|\theta)| < \infty$ .

Under the previous assumptions, the estimator is consistent.

**Proposition 1.** *Suppose Assumptions 1 to 4 hold. Then  $\hat{\theta} \xrightarrow{P^*} \theta_0$  as  $R, T \rightarrow \infty$ .*

*Proof.* See Supplemental Appendix A.1. □

<sup>9</sup>The notation  $o_{P^*}(1)$  expresses convergence in outer probability to zero. We state our main assumptions and results in outer probability in order to abstract from measurability concerns. We note these results are equivalent to convergence in probability when the appropriate measurability assumptions hold.

### 3.3 Asymptotic linear representation

In this section, we provide conditions under which the estimator admits an asymptotic linear representation. In what follows, define  $h^R(\theta) := \int_{\underline{p}}^{\bar{p}} \left( \hat{Q}_Y(u) - Q_Y(u|\theta) \right) \mathbf{P}^R(u) du$ ; and write  $\nabla_{\theta'} h^R(\tilde{\theta})$  for the Jacobian of  $h^R$  with respect to  $\theta$ , evaluated at  $\tilde{\theta}$ . We assume that:

**Assumption 5.** *There exists an open ball  $\mathcal{O}$  in  $\mathbb{R}^d$  containing  $\theta_0$  such that  $\mathcal{O} \subseteq \Theta$  and  $Q_Y(u|\theta)$  is differentiable on  $\mathcal{O}$ , uniformly in  $u \in [\underline{p}, \bar{p}]$ . Moreover,  $\theta \mapsto Q_Y(u|\theta)$  is **continuously** differentiable on  $\mathcal{O}$  for each  $u$ ; and, for each  $\theta \in \mathcal{O}$ ,  $\nabla_{\theta'} Q_Y(\cdot|\theta)$  is square integrable on  $[\underline{p}, \bar{p}]$ .*

**Assumption 6.**  *$\sqrt{T}(\hat{Q}_Y(\cdot) - Q_Y(\cdot))$  converges weakly in  $L^\infty(\underline{p}, \bar{p})$  to a zero-mean Gaussian process  $B$  with continuous sample paths and covariance kernel  $\Gamma$ .*

**Assumption 7.**  *$Q_Y(u|\theta)$  is **twice** continuously differentiable on  $\mathcal{O}$ , for each  $u \in [\underline{p}, \bar{p}]$ . Moreover,  $\sup_{\theta \in \mathcal{O}} \sup_{u \in [\underline{p}, \bar{p}]} \|\nabla_{\theta'} Q_Y(u|\theta)\|_2 < \infty$ .*

**Assumption 8.** *The smallest eigenvalue of  $\nabla_{\theta'} h^R(\theta_0)' \Omega^R \nabla_{\theta'} h^R(\theta_0)$  is bounded away from 0, uniformly in  $R$ .*

Assumption 5 requires  $\theta_0$  to be an interior point of  $\Theta$ . It also implies the objective function is continuously differentiable on a neighborhood of  $\theta_0$ , which enables us to linearise the first order condition satisfied with high probability by  $\hat{\theta}$ .

Weak convergence of the empirical quantile process (Assumption 6) has been derived in a variety of settings, ranging from iid data (Vaart, 1998, Corollary 21.5) to nonstationary and weakly dependent observations (Portnoy, 1991). In the iid setting, if the family  $\{F_\theta : \theta \in \Theta\}$  is continuously differentiable with strictly positive density  $f_\theta$  over a (common) compact support; then weak-convergence holds with  $\underline{p} = 0$  and  $\bar{p} = 1$ . In this case, the covariance kernel is  $\Gamma(i, j) = \frac{(i \wedge j - ij)}{f_Y(Q_Y(i))f_Y(Q_Y(j))}$ . Similarly to the discussion of Assumption 1, Assumption 6 is stronger than necessary: it would have been sufficient to assume  $\|\sqrt{T}(Q_Y(\cdot) - \hat{Q}_Y(\cdot))\|_{L^2[\underline{p}, \bar{p}]}^2 = O_{P^*}(1)$ , which is implied by weak convergence in  $L^2$ .

Assumption 7 is a technical condition which enables us to provide an upper bound to the linearisation error of the first order condition satisfied by  $\hat{\theta}$ .

Assumption 8 is similar to the rank condition used in the proof of asymptotic normality of M-estimators (Newey and McFadden, 1994), which is known to be equivalent to a local identification condition under rank-regularity assumptions (Rothenberg, 1971). In our setting, where  $R$  varies with sample size, we show in Supplemental Appendix B that a stronger version of Assumption 4 implies Assumption 8.

Under Assumptions 1-8, we have that:

**Proposition 2.** *Suppose Assumptions 1-8 hold. Then, as  $T, R \rightarrow \infty$ , the estimator admits the asymptotic linear representation:*

$$\sqrt{T}(\hat{\theta} - \theta_0) = -(\nabla_{\theta'} h^R(\theta_0)' \Omega^R \nabla_{\theta'} h^R(\theta_0))^{-1} \nabla_{\theta'} h^R(\theta_0)' \Omega^R (\sqrt{T} h^R(\theta_0)) + o_{P^*}(1). \quad (9)$$

*Proof.* See Supplemental Appendix [A.2](#). □

In the next subsection, we work out an asymptotic approximation to the distribution of the leading term in [\(9\)](#).

**Remark 1.** Note that Proposition [\(2\)](#) does not impose any restrictions on the rate of growth of L-moments. This stands in contrast with results in the literature exploring the behaviour of GMM estimator in asymptotic sequences with an increasing number of moments ([Koenker and Machado, 1999](#); [Donald et al., 2003](#); [Han and Phillips, 2006](#)), where rate restrictions are typically required to establish an asymptotic linear representation. This difference may be essentially attributed to the special structure implied by L-moments in our setting – being written as the projection coefficients of the same quantile function on an orthonormal sequence in  $L^2[0, 1]$  –, that enable us to finely control the linearisation error in terms of the  $L^2[0, 1]$ -norm.

### 3.4 Asymptotic distribution

Finally, to work out the asymptotic distribution of the proposed estimator, we rely on a *strong approximation concept*. The idea is to construct, in the *same* underlying probability space, a sequence of Brownian bridges that approximates, in the supremum norm, the empirical quantile process. This can then be used to conduct inference based on a Gaussian distribution. In Supplemental Appendix [F](#), we alternatively show how a *Bahadur-Kiefer representation* of the quantile process can be used to conduct inference in the iid case. In this alternative, one approximates the distribution of the leading term of [\(9\)](#) by a transformation of independent Bernoulli random variables.

We first consider a strong approximation to a Gaussian process in the iid setting. We state below a classical result, due to [Csorgo and Revesz \(1978\)](#):

**Theorem 1** ([Csorgo and Revesz \(1978\)](#)). *Let  $Y_1, Y_2 \dots Y_T$  be an iid sequence of random variables with a continuous distribution function  $F$  which is also twice differentiable on  $(a, b)$ , where  $-\infty \leq a = \sup\{z : F(z) = 0\}$  and  $b = \inf\{z : F(z) = 1\} \leq \infty$ . Suppose that  $F'(z) = f(z) > 0$  for  $z \in (a, b)$ . Assume that, for  $\gamma > 0$ :*

$$\sup_{a < x < b} F(x)(1 - F(x)) \left| \frac{f'(x)}{f^2(x)} \right| \leq \gamma,$$

where  $f$  denotes the density of  $F$ . Moreover, assume that  $f$  is nondecreasing (nonincreasing) on an interval to the right of  $a$  (to the left of  $b$ ). Then, if the underlying probability space is rich enough, one can define, for each  $t \in \mathbb{N}$ , a Brownian bridge  $\{B_t(u) : u \in [0, 1]\}$  such that, if  $\gamma < 2$ :

$$\sup_{0 < u < 1} |\sqrt{T}f(Q_Y(u))(\hat{Q}_Y(u) - Q_Y(u)) - B_T(u)| \stackrel{a.s.}{=} O(T^{-1/2} \log(T)), \quad (10)$$

and, if  $\gamma \geq 2$

$$\sup_{0 < u < 1} |\sqrt{T} f(Q_Y(u)) (\hat{Q}_Y(u) - Q_Y(u)) - B_T(u)| \stackrel{a.s.}{=} O(T^{-1/2} (\log \log T)^\gamma (\log T)^{\frac{(1+\epsilon)}{(\gamma-1)}}), \quad (11)$$

for arbitrary  $\epsilon > 0$ .

The above theorem is much stronger than the weak convergence of Assumption 6. Indeed, Theorem 1 requires variables to be defined in the same probability space and yields explicit bounds in the sup norm; whereas weak convergence is solely a statement on the convergence of integrals (Vaart and Wellner, 1996). Suppose the approximation (10)/(11) holds in our context. Let  $B_T$  be as in the statement of the theorem, and assume in addition that  $\int_{\underline{p}}^{\bar{p}} \frac{1}{f_Y(Q_Y(u))^2} du < \infty$ . A simple application of Bessel's inequality then shows that:

$$\sqrt{T}(\hat{\theta} - \theta_0) = -(\nabla_{\theta'} h^R(\theta_0))' \Omega^R \nabla_{\theta'} h^R(\theta_0))^{-1} \nabla_{\theta'} h^R(\theta_0)' \Omega^R \left[ \int_{\underline{p}}^{\bar{p}} \frac{B_T(u)}{f_Y(Q_Y(u))} \mathbf{P}^R(u) du \right] + o_{P^*}(1). \quad (12)$$

Note that the distribution of the leading term in the right-hand side is known (by Riemann integration, it is Gaussian) up to  $\theta_0$ . This representation could thus be used as a basis for inference. The validity of such approach can be justified by verifying that the Kolmogorov distance between the distribution of  $\sqrt{T}(\hat{\theta} - \theta_0)$  and that of the leading term of the representation goes to zero as  $T$  and  $R$  increase. We show that this indeed is true later on, where convergence in the Kolmogorov distance is obtained as a byproduct of weak convergence.

Next, we reproduce a strong approximation result in the context of dependent observations. The result is due to Fotopoulos and Ahn (1994) and Yu (1996).

**Theorem 2** (Fotopoulos and Ahn (1994); Yu (1996)). *Let  $Y_1, Y_2 \dots Y_T$  be a strictly stationary,  $\alpha$ -mixing sequence of random variables, with mixing coefficient satisfying  $\alpha(t) = O(t^{-8})$ . Let  $F$  denote the distribution function of  $Y_1$ . Suppose the following **Csorgo and Revesz conditions** hold:*

- a.  $F$  is twice differentiable on  $(a, b)$ , where  $-\infty \leq a = \sup\{z : F(z) = 0\}$  and  $b = \inf\{z : F(z) = 1\} \leq \infty$ ;
- b.  $\sup_{0 < s < 1} |f'(Q_Y(s))| < \infty$ ;

as well as the condition:

- c.  $\inf_{0 < s < 1} f(Q_Y(s)) > 0$ .

Let  $\Gamma(s, t) := \mathbb{E}[g_1(s)g_1(t)] + \sum_{n=2}^{\infty} \{\mathbb{E}[g_1(s)g_n(t)] + \mathbb{E}[g_1(t)g_n(s)]\}$ , where  $g_n(u) := \mathbb{1}\{U_n \leq u\} - u$  and  $U_n := F(Y_n)$ . Then, if the probability space is rich enough, there exists a sequence of Brownian bridges  $\{\tilde{B}_n : n \in \mathbb{N}\}$  with covariance kernel  $\Gamma$  and a positive constant  $\lambda > 0$  such that:

$$\sup_{0 < u < 1} |\sqrt{T}(\hat{Q}_Y(u) - Q_Y(u)) - f(Q_Y(u))^{-1} \tilde{B}_T(u)| \stackrel{a.s.}{=} O((\log T)^{-\lambda}). \quad (13)$$

A similar argument as the previous one then shows that, under the conditions of the theorem above:

$$\sqrt{T}(\hat{\theta} - \theta_0) = -(\nabla_{\theta'} h^R(\theta_0)' \Omega^R \nabla_{\theta'} h^R(\theta_0))^{-1} \nabla_{\theta'} h^R(\theta_0)' \Omega^R \left[ \int_{\underline{p}}^{\bar{p}} \frac{\tilde{B}_T(u)}{f_Y(Q_Y(u))} \mathbf{P}^R(u) du \right] + o_{P^*}(1). \quad (14)$$

Differently from the iid case, the distribution of the leading term on the right-hand side is now known up to  $\theta_0$  **and the covariance kernel**  $\Gamma$ . The latter could be estimated with a [Newey and West \(1987\)](#) style estimator.

To conclude the discussion, we note that the strong representation (12) (resp. (14)) allows us to establish asymptotic normality of our estimator. Indeed, let  $L_T$  be the leading term of the representation on the right-hand side of (12) (resp. (14)), and  $V_{T,R}$  be its variance. Observe that  $V_{T,R}^{-1/2} R_T$  is distributed according to a multivariate standard normal. It then follows by Slutsky's theorem that  $V_{T,R}^{-1/2} \sqrt{T}(\hat{\theta} - \theta_0) \xrightarrow{d} N(0, \mathbb{I}_d)$ . Since pointwise convergence of cdfs to a continuous cdf implies uniform convergence ([Parzen, 1960](#), page 438), and given that  $V_{T,R}^{-1/2}$  is positive definite, we obtain that:

$$\lim_{T \rightarrow \infty} \sup_{c \in \mathbb{R}^d} |P[\sqrt{T}(\hat{\theta} - \theta_0) \leq c] - P[L_T \leq c]| = 0, \quad (15)$$

which justifies our approach to inference based on the distribution of the leading term on the right-hand side of (12) (resp. (14)).

We collect the main results in this subsection under the corollary below.

**Corollary 1.** *Suppose Assumptions 1-8 hold. Moreover, suppose a strong approximation condition such as (10)/(11) or (13) is valid; and, in addition, that  $\int_{\underline{p}}^{\bar{p}} \frac{1}{f_Y(Q_Y(u))^2} du < \infty$ . Then the approximation (12) (resp. (14)) holds. Moreover, we have that  $V_{T,R}^{-1/2} \sqrt{T}(\hat{\theta} - \theta_0) \xrightarrow{d} N(0, \mathbb{I}_d)$  and that (15) holds.*

**Remark 2** (Optimal choice of weighting matrix under Gaussian approximation). Under (12), the optimal choice of weights that minimises the variance of the leading term is:

$$\Omega_R^* = \mathbb{E} \left[ \left( \int_{\underline{p}}^{\bar{p}} \frac{B_T(u)}{f_Y(Q_y(u))} \mathbf{P}^R(u) du \right) \left( \int_{\underline{p}}^{\bar{p}} \frac{B_T(u)}{f_Y(Q_y(U))} \mathbf{P}^R(u) du \right)' \right]^{-}, \quad (16)$$

where  $A^-$  denotes the generalised inverse of a matrix  $A$ . This weight can be estimated using a preliminary estimator for  $\theta_0$ . A similar result holds under (14), though in this case one also needs an estimator for the covariance kernel  $\Gamma$ . In Supplemental Appendix C, we provide an estimator for  $\Omega_R$  in the iid case when the  $\{P_l\}$  are shifted Legendre Polynomials.

**Remark 3** (A test statistic for overidentifying restrictions). The strong approximation discussed in this subsection motivates a test statistic for overidentifying restrictions. Suppose  $R > d$ . Denoting by  $M(\cdot)$  the objective function of (7), we consider the test-statistic:

$$J := T \cdot M(\hat{\theta}_T).$$

An analogous statistic exists in the overidentified GMM setting (Newey and McFadden, 1994; Wooldridge, 2010). Under the null that the model is correctly specified (i.e. that there exists  $\theta \in \Theta$  such that  $Q_Y(\cdot) = Q_Y(\cdot|\theta)$ ), we can use the results in this section to compute the distribution of this test statistic. Specifically, if the optimal weighting scheme is adopted, the distribution of the test statistic under the null may be approximated by a chi-squared distribution with  $R - d$  degrees of freedom. To establish this fact, we rely on an anticoncentration result due to Götze et al. (2019). See Supplemental Appendix D for details.

**Remark 4** (Sample-size-dependent trimming). It is possible to adapt our assumptions and results to the case where the trimming constants  $\underline{p}, \bar{p}$  are functions of the sample size and, as  $T, R \rightarrow \infty$ ,  $\underline{p} \rightarrow 0$  and  $\bar{p} \rightarrow 1$ . In particular, Theorem 6 of Csorgo and Revesz (1978) provides uniform strong approximation results for sample quantiles ranging from  $[1 - \delta_T, \delta_T]$ , where  $\delta_T = 25T^{-1} \log \log T$ . This could be used as the basis for an inferential theory on a variable-trimming L-moment estimator under weaker assumptions than those in this section. For a given  $R$ , a data-driven method for selecting  $\underline{p}$  and  $\bar{p}$  could then be obtained by choosing these constants so as to minimise an estimate of the variance of the leading term in (9). See Athey et al. (2023) for a discussion of this approach in estimating the mean of a symmetric distribution; and Crump et al. (2009) for a related approach when choosing trimming constants for the estimated propensity score in observational studies.

**Remark 5** (Inference based on the weighted bootstrap). In Supplemental Appendix E, we show how one can leverage the strong approximations discussed in this section to conduct inference on the model parameters using the weighted bootstrap.

### 3.5 Asymptotic efficiency

Supplemental Appendix G discusses efficiency of our proposed L-moment estimator. Specifically, we show that, when no trimming is adopted ( $0 = \underline{p} < \bar{p} = 1$ ), the optimal weighting scheme (16) is used, the  $\{P_l\}_l$  constitute an orthonormal *basis* in  $L^2[0, 1]$  (recall this is satisfied by shifted Legendre polynomials), and the data is iid, the generalised method of L-moments estimator is asymptotically efficient, in the sense that its asymptotic variance coincides with the inverse of the Fisher information matrix of the parametric model.<sup>10</sup> We leave details to the Supplemental

<sup>10</sup>In the dependent case, “efficiency” should be defined as achieving the efficiency bound of the semiparametric model that parametrises the marginal distribution of the  $Y_t$ , but leaves the time series dependence unrestricted up to regularity conditions (Newey, 1990; Komunjer and Vuong, 2010). Indeed, in general, our L-moment estimator will be inefficient with respect to the MLE estimator that models the dependency structure between observations. See Carrasco and Florens (2014) for further discussion.

Appendix, though we briefly outline the argument here. The idea is to consider the alternative estimator:

$$\tilde{\theta}_T \in \operatorname{argmin}_{\theta \in \Theta} \sum_{i \in \mathcal{G}_T} \sum_{j \in \mathcal{G}_T} (\hat{Q}_Y(i) - Q_Y(i|\theta)) \kappa_{i,j} (\hat{Q}_Y(j) - Q_Y(j|\theta)), \quad (17)$$

for a grid of  $G_T$  points  $\mathcal{G}_T = \{g_1, g_2, \dots, g_{G_T}\} \subseteq (0, 1)$  and weights  $\kappa_{i,j}$ ,  $i, j \in \mathcal{G}_T$ . This is a weighted version of a “percentile-based estimator”, which is used in contexts where it is difficult to maximise the likelihood (Gupta and Kundu, 2001). It amounts to choosing  $\theta$  so as to match a weighted combination of the order statistics in the sample. In the Supplemental Appendix, we show that, under a suitable sequence of gridpoints and optimal weights, this estimator is asymptotically efficient. We then show, by using the fact that the  $\{P_l\}_l$  form an orthonormal basis, that estimator (17) can be seen as a generalised L-moment estimator that uses infinitely many L-moments. The final step of the argument then consists in showing that a generalised L-moment estimator that uses a finite but increasing number of L-moments is asymptotically equivalent to estimator (17), which implies that a generalised L-moment estimator under optimal weights is no less efficient than the (efficient) percentile estimator.

## 4 Monte Carlo exercise

In our experiments, we draw random samples  $Y_1, Y_2, \dots, Y_T$  from a distribution function  $F = F_{\theta_0}$  belonging to a parametric family  $\{F_{\theta} : \theta \in \Theta\}$ . Following Hosking (1990), we consider the goal of the researcher to be estimating quantiles  $Q_Y(\tau)$  of the distribution  $F_{\theta_0}$  by using a plug-in approach: first, the researcher estimates  $\theta_0$ ; then she estimates  $Q_Y(\tau)$  by setting  $\widehat{Q}_Y(\tau) = Q_Y(\tau|\hat{\theta})$ . As in Hosking (1990), we consider  $\tau \in \{0.9, 0.99, 0.999\}$ . In order to compare the behaviour of alternative procedures in estimating more central quantiles, we also consider the median  $\tau = 0.5$ . We analyse sample sizes  $T \in \{50, 100, 500\}$ . The number of Monte Carlo draws is set to 2,000.

We compare the root mean squared error of four types of generalised method of L-moment estimators under varying choices of  $R$  with the root mean squared error obtained were  $\theta_0$  to be estimated via MLE. We consider the following estimators: (i) the generalised method of L-moments estimator that uses the càglàd L-moment estimates (3) and identity weights (**Càglàd FS**);<sup>11</sup> (ii) a two step-estimator which first estimates (i) and then uses this preliminary estimator<sup>12</sup> to estimate the optimal weighting matrix (16), which is then used to reestimate  $\theta_0$  (**Càglàd TS**); (iii) the

<sup>11</sup>To be precise, our choice of weights does not coincide with actual identity weights. Given that the coefficients of Legendre polynomials rapidly scale with  $R$  – and that this increase generates convergence problems in the numerical optimisation – we work directly with the underlying estimators of the probability-weighted moments  $\int_0^1 Q_Y(u) U^r du$  (Landwehr et al., 1979), of which L-moments are linear combinations. When (estimated) optimal weights are used, such approach is without loss, since the optimal weights for L-moments constitute a mere rotation of the optimal weights for probability-weighted moments, in such a way that the optimally-weighted objective function for L-moments and probability-weighted moments coincide. In other cases, however, this is not the case: a choice of identity weights when probability-weighted moments are directly targeted coincides with using  $\mathbf{D}^{-1} \mathbf{D}^{-1}$  as a weighting matrix for L-moments, where  $\mathbf{D}$  is a matrix which translates the first  $R$  probability-weighted moments onto the first  $R$  L-moments. For small  $R$ , we have experimented with using the “true” L-moment estimator with identity weights, and have obtained the same patterns presented in the text.

<sup>12</sup>This preliminary estimator is computed with  $R = d$ .

generalised method of L-moments estimator that uses the unbiased L-moment estimates (5) and identity weights (**Unbiased FS**); and (iv) the two-step estimator that uses the unbiased L-moment estimator in the first and second steps (**Unbiased TS**). The estimator of the optimal-weighting matrix we use is given in Supplemental Appendix C.

#### 4.1 Generalised Extreme value distribution (GEV)

Following Hosking et al. (1985) and Hosking (1990), we consider the family of distributions

$$F_{\theta}(z) = \begin{cases} \exp\{-[1 - \theta_2(x - \theta_1)/\theta_3]^{1/\theta_3}\}, & \theta_3 \neq 0 \\ \exp\{-\exp(-(x - \theta_1)/\theta_2)\}, & \theta_3 = 0 \end{cases},$$

and  $\theta_0 = (0, 1, -0.2)'$ .

Table 1 reports the RMSE of each procedure, divided by the RMSE of the MLE, under the choice of  $R$  that achieves the smallest RMSE. Values above 1 indicate the MLE outperforms the estimator in consideration; and values below 1 indicate the estimator outperforms MLE. The value of  $R$  that minimises the RMSE is presented under parentheses. Some patterns are worth highlighting. Firstly, the L-moment estimator, under a proper choice of  $R$  and (estimated) optimal weights (two-step estimators) is able to outperform MLE in most settings, especially at the tail of the distribution function. Reductions in these settings can be as large as 34%. At the median, two-step L-moment estimators behave similarly to the MLE. The performance of two-step càglàd and unbiased estimators is also quite similar. Secondly, the power of overidentifying restrictions is evident: except in four out of twenty-four cases, two-step L-moment estimators never achieve a minimum RMSE at  $R = 3$ , the number of parameters. These exceptions are found at the smallest sample size ( $T = 50$ ), where the benefit of overidentifying restrictions may be outweighed by noisy estimation of the weighting matrix.<sup>13</sup> Thirdly, the relation between  $T$  and  $R$  in the two-step Càglàd estimator is monotonic, as expected from our theoretical discussion. Finally, the role of optimal weights is clear: first-step estimators tend to underperform the MLE as the sample size increases. In larger samples, and when optimal weights are not used, the best choice tends to be setting  $R$  close to or equal to 3, which reinforces the importance of weighting when overidentifying restrictions are included.

To better understand the patterns in the table, we report in Figure 1, the relative RMSE curve for different sample sizes and choices of  $R$ . The role of optimal weights is especially striking: first-step estimators usually exhibit an increasing RMSE, as a function of  $R$ . In contrast, two-step estimators are able to better control the RMSE across  $R$ . It is also interesting to note that the two-step unbiased L-moment estimator behaves poorly when  $R$  is close to  $T$ . This suggests that, in settings where one may wish to make  $R$  large, the càglàd estimator is preferable.<sup>14</sup>

<sup>13</sup>Indeed, as we discuss in Supplemental Appendix H, a higher-order expansion of our proposed estimator shows that correlation of the estimator of the optimal weighting matrix with sample L-moments plays a key role in the higher-order bias and variance of the two-step estimator.

<sup>14</sup>This is also in accordance with our theoretical results for the càglàd-based estimator, which essentially place no



## 4.2 Generalised Pareto distribution (GPD)

Following [Hosking and Wallis \(1987\)](#), we consider the family of distributions:

$$F_{\theta}(z) = \begin{cases} 1 - (1 - \theta_2 z / \theta_1)^{-1/\theta_2}, & \theta_2 \neq 0 \\ 1 - \exp(-z/\theta_1), & \theta_2 = 0 \end{cases},$$

and  $\theta_0 = (1, -0.2)'$ .

Table 2 and Figure 2 summarise the results of our simulation. Overall patterns are similar to the ones obtained in the GEV simulations. Importantly, though, estimation of the optimal weighting matrix impacts two-step estimators quite negatively in this setup. As a consequence, we verify that the choice of  $R = 2$  (i.e. a just-identified estimator that effectively does not rely on the weights) is optimal for TS estimators at eight out of the sixteen cases in sample sizes smaller than 500. This behaviour also leads to FS estimators, which do not use estimated weights, outperforming TS estimators at the 0.99 and 0.999 quantiles when  $T = 50$ , and only slightly underperforming TS estimators at some quantiles in larger sample sizes. The latter phenomenon is also partly explained by the just-identified choice  $R = 2$  improving upon the MLE even in the largest sample size. In all settings, L-moment estimators compare favourably to the MLE.

Table 1: GEV : relative RMSE under MSE-minimising choice of  $R$

	$T = 50$				$T = 100$				$T = 500$			
	$\tau = 0.5$	$\tau = 0.9$	$\tau = 0.99$	$\tau = 0.999$	$\tau = 0.5$	$\tau = 0.9$	$\tau = 0.99$	$\tau = 0.999$	$\tau = 0.5$	$\tau = 0.9$	$\tau = 0.99$	$\tau = 0.999$
Càglàd FS	1.020 (3)	0.957 (3)	0.787 (3)	0.649 (50)	1.033 (3)	0.981 (4)	0.949 (3)	0.963 (3)	1.031 (3)	1.000 (8)	1.076 (3)	1.114 (3)
Càglàd TS	1.001 (12)	0.955 (3)	0.789 (3)	0.665 (3)	1.006 (12)	0.979 (4)	0.912 (5)	0.855 (5)	1.004 (88)	0.998 (5)	0.996 (91)	0.988 (91)
Unbiased FS	1.012 (3)	0.947 (3)	0.819 (3)	0.728 (3)	1.027 (3)	0.974 (6)	0.969 (3)	1.012 (3)	1.031 (3)	0.998 (9)	1.079 (3)	1.125 (3)
Unbiased TS	0.994 (21)	0.946 (3)	0.809 (5)	0.661 (6)	1.001 (17)	0.971 (4)	0.903 (5)	0.847 (27)	1.003 (52)	0.995 (7)	0.989 (20)	0.980 (20)

Table 2: GPD : relative RMSE under MSE-minimising choice of  $R$

	$T = 50$				$T = 100$				$T = 500$			
	$\tau = 0.5$	$\tau = 0.9$	$\tau = 0.99$	$\tau = 0.999$	$\tau = 0.5$	$\tau = 0.9$	$\tau = 0.99$	$\tau = 0.999$	$\tau = 0.5$	$\tau = 0.9$	$\tau = 0.99$	$\tau = 0.999$
Càglàd FS	0.978 (5)	0.974 (2)	0.771 (50)	0.543 (50)	0.987 (4)	0.989 (4)	0.912 (7)	0.883 (5)	0.996 (4)	0.998 (21)	0.983 (2)	0.977 (2)
Càglàd TS	0.957 (3)	0.974 (2)	0.800 (2)	0.610 (2)	0.980 (3)	0.990 (2)	0.912 (3)	0.859 (3)	0.995 (10)	0.998 (5)	0.979 (3)	0.969 (100)
Unbiased FS	0.949 (5)	0.960 (2)	0.806 (15)	0.668 (6)	0.968 (4)	0.981 (10)	0.929 (5)	0.937 (4)	0.995 (4)	0.996 (24)	0.986 (2)	0.989 (2)
Unbiased TS	0.932 (5)	0.960 (2)	0.821 (2)	0.679 (2)	0.958 (13)	0.982 (2)	0.923 (4)	0.903 (4)	0.990 (99)	0.995 (10)	0.976 (27)	0.975 (27)

---

restriction on the growth rate of  $R$ .

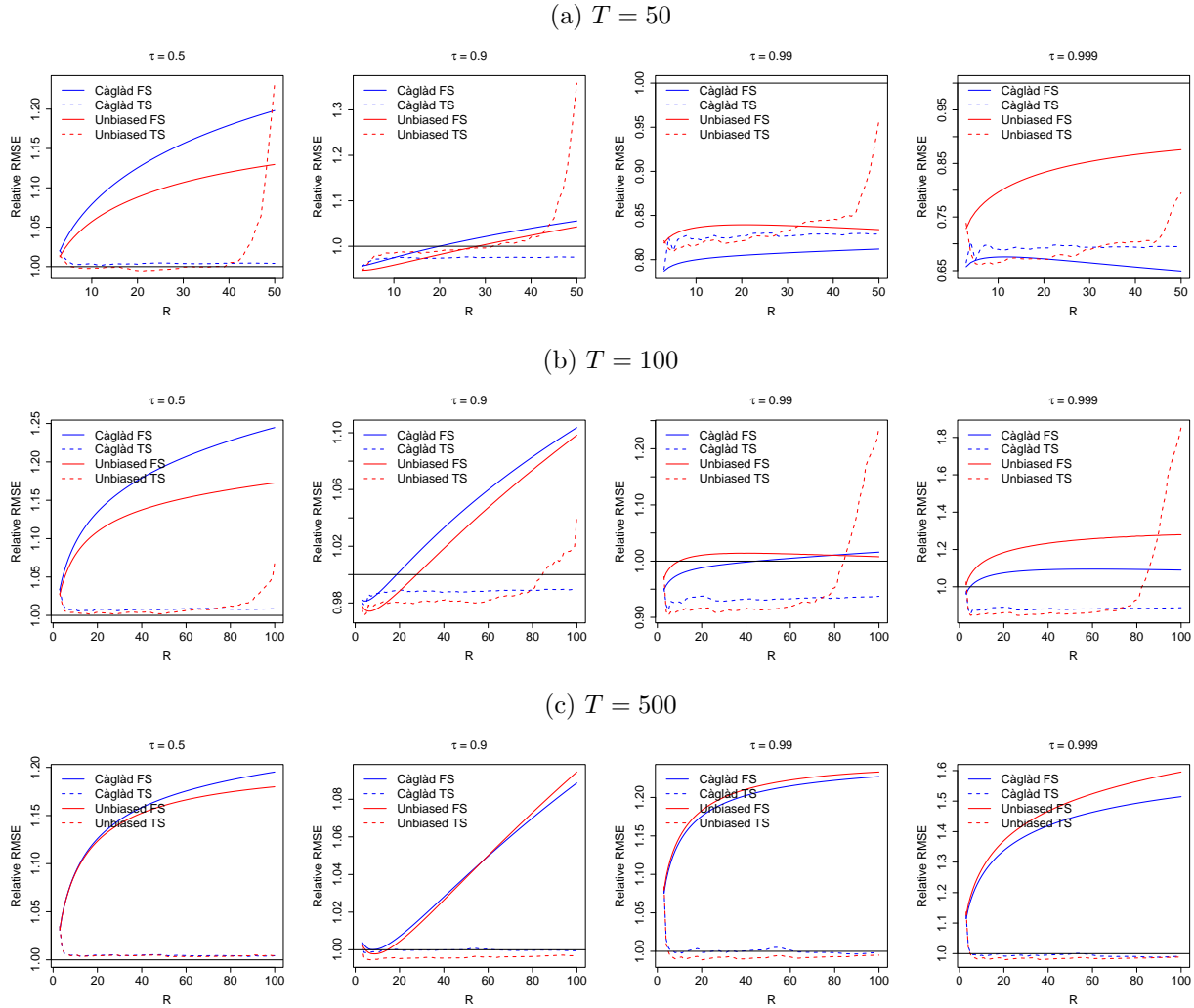


Figure 1: GEV: relative RMSE for different choices of  $R$ .

## 5 Choosing the number of L-moments in estimation

The simulation exercise in the previous section evidences that the number of L-moments  $R$  plays a crucial role in determining the relative behaviour of the generalised L-moment estimator. In light of this, in this section we introduce (semi)automatic methods to select  $R$ . We briefly outline two approaches, with the details being left to Supplemental Appendix H. We then contrast these approaches in the context of the Monte Carlo exercise of Section 4.

In Supplemental Appendix H.1, we derive a higher-order expansion of the “generalised” L-moment estimator (7). We then propose to choose  $R$  by minimising the resulting higher-order mean-squared error of a suitable linear combination of the parameters. Similar approaches were considered in the GMM literature by Donald and Newey (2001) – where the goal is to choose the number of instruments in linear instrumental variable models –, and Donald et al. (2009) – where one wishes to choose moment conditions in models defined by conditional moment restrictions (in

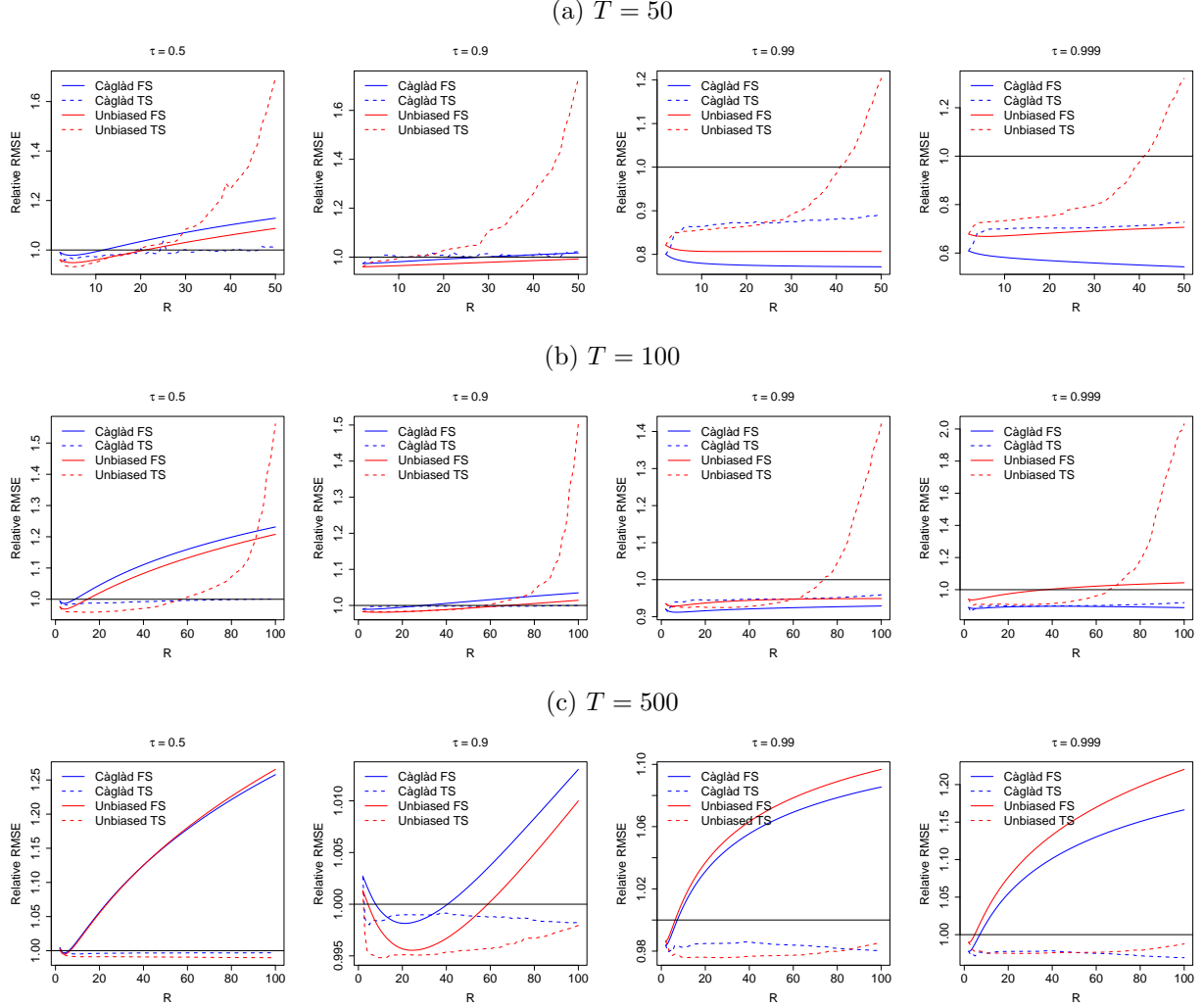


Figure 2: GPD: relative RMSE for different choices of  $R$ .

which case infinitely many restrictions are available). Relatedly, [Okui \(2009\)](#) considers the choice of moments in dynamic panel data models; and, more recently, [Abadie et al. \(2023\)](#) use higher order expansions to develop a method of choosing subsamples in linear instrumental variables models with first-stage heterogeneity. Importantly, our higher-order expansions can be used to provide higher-order mean-squared error estimates of target estimands  $g_T(\theta_0)$ , where  $g_T$  is a function indexed by sample size. This can be useful when the parameter  $\theta_0$  is not of direct interest. So, for example, if our goal is quantile estimation, we can choose  $R$  so as to minimise the higher-order mean-squared error of estimating the target quantile.

In Supplemental Appendix [H.2](#), we consider an alternative approach to selecting L-moments by employing  $\ell_1$ -regularisation. Following [Luo et al. \(2015\)](#), we note that the first order condition of the estimator [\(7\)](#) may be written as:

$$A_R h^R(\hat{\theta}) = 0,$$

for a  $d \times R$  matrix  $A_R$  which combines the L-moments linearly into  $d$  restrictions. The idea is to estimate  $A_R$  using a Lasso penalty. This approach implicitly performs moment selection, as the method yields exact zeros for several entries of  $A_R$ . In a GMM context, [Luo et al. \(2015\)](#) introduces an easy-to-implement quadratic program for estimating  $A_R$  with the Lasso regularization. In the Appendix, we show how this algorithm may be extended to our L-moment setting and provide conditions for its validity.

To conclude, we return to the Monte Carlo exercise of Section 4. We contrast the RMSE (relatively to the MLE) of the original L-moment estimator due to [Hosking \(1990\)](#) that sets  $R = d$  (**FS**) with a two-step L-moment estimator where  $R$  is chosen so as to minimise a higher-order MSE of the target quantile (**TS RMSE**), and a “post-lasso” estimator that estimates  $\theta_0$  using only those L-moments selected by regularised estimation of  $A_R$  (**TS Post-Lasso**). We consider estimators based on the “càglàd” L-moment estimator (3). Additional details on the implementation of each method can be found in Supplemental Appendix [H.3](#).

Tables 3 and 4 present the results of the different methods in the GEV and GPD exercises. We report in parentheses the average number of L-moments used by each estimator. Overall, the TS RMSE estimator compares favourably to both [Hosking’s](#) original estimator and the MLE. In the GEV exercise, the TS RMSE estimator improves upon both the FS estimator and the MLE when  $T < 500$ ; and works as well as the MLE and better than FS in the largest sample size. As for the GPD exercise, recall that this is a setting where estimation of the optimal weighting matrix impacts two-step estimators more negatively and where the choice  $R = 2$  improves upon MLE even in the largest sample size. Consequently, TS RMSE underperforms the FS estimator at most quantiles in sample sizes  $T = 50$  and  $T = 100$ , and only slightly outperforms it at  $T = 500$ . Note, however, that differences in the GPD setting are mostly small: the average gain of FS over TS RMSE in the GPD exercise is 0.7 (relative) percentage points (pp) and the largest outperformance is 3.9 pp; whereas, in the GEV exercise, the average gain of TS RMSE over FS is 3.3 pp and the largest is 10.8 pp. More importantly, in both settings, our TS RMSE approach is able to *simultaneously* generate gains over MLE in smaller samples and mitigate inefficiencies of [Hosking’s](#) original method in larger sample sizes. This phenomenon is especially pronounced at the tails of the distributions.

With regards to the Post-Lasso method, we note that it behaves similarly to TS RMSE in larger sample sizes, though it can perform unfavourably vis-à-vis the other L-moment alternatives in the smallest sample size (the method still improves upon MLE at tail quantiles in this scenario). As we discuss in Supplemental Appendix [H.3](#), this issue can be partly attributed to a “harsh” regularisation penalty being used in the selection step. There is room for improving this step by relying on an iterative procedure to select a less harsh penalty (see [Belloni et al. \(2012\)](#) and [Luo et al. \(2015\)](#) for examples). We also discuss in the Appendix that it could be possible to improve the TS RMSE procedure by including additional higher-order terms in the estimated approximate RMSE. We leave exploration of these improvements as future topics of research.

Table 3: GEV : relative RMSE under different selection procedures

	$T = 50$				$T = 100$				$T = 500$			
	$\tau = 0.5$	$\tau = 0.9$	$\tau = 0.99$	$\tau = 0.999$	$\tau = 0.5$	$\tau = 0.9$	$\tau = 0.99$	$\tau = 0.999$	$\tau = 0.5$	$\tau = 0.9$	$\tau = 0.99$	$\tau = 0.999$
FS	1.020 (3)	0.957 (3)	0.787 (3)	0.657 (3)	1.033 (3)	0.982 (3)	0.949 (3)	0.963 (3)	1.031 (3)	1.004 (3)	1.076 (3)	1.114 (3)
TS RMSE	1.003 (16.64)	0.964 (3.67)	0.775 (3.34)	0.635 (3.48)	1.008 (32.79)	0.985 (3.93)	0.921 (3.99)	0.875 (4.35)	1.004 (20.16)	1.000 (35.38)	1.007 (41.63)	1.006 (44.58)
TS Post-Lasso	1.012 (7.95)	0.975 (7.95)	0.837 (7.95)	0.708 (7.95)	1.016 (9.25)	0.989 (9.25)	0.928 (9.25)	0.877 (9.25)	1.008 (9.94)	1.000 (9.94)	1.009 (9.94)	1.007 (9.94)

Table 4: GPD : relative RMSE under different selection procedures

	$T = 50$				$T = 100$				$T = 500$			
	$\tau = 0.5$	$\tau = 0.9$	$\tau = 0.99$	$\tau = 0.999$	$\tau = 0.5$	$\tau = 0.9$	$\tau = 0.99$	$\tau = 0.999$	$\tau = 0.5$	$\tau = 0.9$	$\tau = 0.99$	$\tau = 0.999$
FS	0.990 (2)	0.974 (2)	0.800 (2)	0.609 (2)	0.994 (2)	0.990 (2)	0.920 (2)	0.889 (2)	1.004 (2)	1.003 (2)	0.983 (2)	0.977 (2)
TS RMSE	0.964 (2.85)	0.997 (4.34)	0.807 (2.62)	0.631 (2.94)	1.001 (73.38)	0.994 (5.96)	0.959 (99.2)	0.919 (99.32)	0.997 (99.03)	0.998 (98.63)	0.980 (99.54)	0.969 (99.54)
TS Post-Lasso	0.996 (3.61)	0.995 (3.61)	0.864 (3.61)	0.689 (3.61)	1.000 (3.86)	1.002 (3.86)	0.966 (3.86)	0.956 (3.86)	0.997 (4.22)	1.000 (4.22)	0.987 (4.22)	0.982 (4.22)

## 6 Extensions

### 6.1 “Residual” analysis in semi- and nonparametric models

In this subsection, we consider a setting where a researcher has postulated a model for a scalar real-valued outcome  $Y$ :

$$Y = h(\epsilon, X; \gamma_0), \quad \gamma \in \Gamma \subseteq \mathcal{B}, \quad (18)$$

where  $h$  is a known mapping,  $X$  is a vector of observable attributes taking values in  $\mathcal{X}$ ,  $\epsilon$  is an unobservable *scalar* real-valued disturbance, and  $\gamma_0$  is a nuisance parameter that is known to belong to a subset  $\Gamma$  of a Banach space  $(\mathcal{B}, \|\cdot\|_{\mathcal{B}})$ . We assume that, for each possible value  $(x, \gamma) \in \mathcal{X} \times \Gamma$ , the map  $e \mapsto h(e, x; \gamma)$  is invertible, and we denote its pointwise inverse by  $h^{-1}(\cdot, x; \gamma)$ .

We further assume that the researcher has access to an estimator of  $\gamma_0$ , and that her goal is to estimate a parametric model for the distribution of  $\epsilon$ , i.e. she considers the model:

$$\epsilon \sim F_{\theta_0}, \quad \theta_0 \in \Theta \subseteq \mathbb{R}^d. \quad (19)$$

Interest in (19) nests different types of “residual” analyses, where one may wish to estimate (19) with an aim to (indirectly) assess the appropriateness of (18) – whenever theory imposes restrictions on the distribution of  $\epsilon$  –, or as a means to construct unconditional prediction intervals for  $Y$ .

In Supplemental Appendix J.1, we show how our generalised L-moment approach may be adapted to estimate (19), while remaining agnostic about the first-step estimator of  $\gamma_0$ . We do so by borrowing insights from the double-machine learning literature (Chernozhukov et al., 2018, 2022; Kennedy, 2023). Specifically, we employ sample-splitting and debiasing to construct the generalised method-of-L-moment estimator:

$$\hat{\theta} \in \arg \inf_{\theta \in \Theta} \left[ \int_{\underline{p}}^{\bar{p}} \left( \hat{Q}_{\hat{\epsilon}}(u) - Q_{\hat{\epsilon}}(u|\theta) \right) \mathbf{P}^R(u)' du - \hat{\mathbf{A}} \right] W^R \left[ \int_{\underline{p}}^{\bar{p}} \left( \hat{Q}_{\hat{\epsilon}}(u) - Q_Y(u|\theta) \right) \mathbf{P}^R(u) du - \hat{\mathbf{A}} \right]. \quad (20)$$

where  $\hat{Q}_{\hat{\epsilon}}(u)$  is the empirical quantile function of  $\{h^{-1}(Y_i, X_i; \hat{\gamma}) : i = 1, \dots, T\}$ , with  $\hat{\gamma}$  a first-step estimator of  $\gamma_0$  computed from a sample independently from  $\{(X_i, Y_i) : i = 1, \dots, T\}$ . The adjustment term  $\hat{\mathbf{A}}$  is an estimator of the first-step influence function (Ichimura and Newey, 2022), which reflects the impact of estimating  $\hat{\gamma}$  on  $\gamma \mapsto \hat{Q}_{h^{-1}(Y, X; \gamma)}$ . The Supplemental Appendix provides the form of this correction in three examples. We also show that the asymptotic distribution of  $\hat{\theta}$  may be computed as in the previous sections, i.e. we can disregard the effect of the first-step estimator once we account for  $\mathbf{A}$  in the estimation.

To further illustrate this approach, we rely on expenditure data in a ridesharing platform collected by Biderman (2018). We observe weekly expenditures (in Brazilian reais) in the platform during eight weeks between August and September 2018, for a subset of 3,961 users of the service in the municipality of São Paulo, Brazil. For these users, we also have access to survey data on sociodemographic traits and commuting motives. We denote by  $Y_{it}$  the amount spent by user  $i$  in week  $t$ , whereas  $X_i$  collects their sociodemographic and commuting information.

Panel 3a plots the histogram for the distribution of expenditures in the last week of our sample (late September). The data clearly exhibits heavy tails: the maximum observed expenditure is 417.2 Brazilian reais, whereas average expenditure amounts to 21.20 reais.<sup>15</sup> Moreover, 54% of individuals do not spend any money in rides during this period. The solid blue line presents the density of a GPD distribution fit to this data. The parameters of the distribution are estimated via the two-step generalized method-of-L-moment estimator discussed in Section 4, with  $R = 121$ , which corresponds to the optimal choice for estimating several quantiles across the distribution, according to the RMSE criterion discussed in Section 5. Even though the overidentifying restrictions test clearly rejects the null (p-value  $\approx 0$ ), we take the plotted density as further confirmation of heavy-tailedness of expenditure patterns, since the estimated GPD density understates mass at larger support points.

We seek to understand whether individual time-invariant heterogeneity, along with persistence in expenditure patterns, is able to explain the observed heavy-tailedness. To accomplish this, we posit the following model for the evolution of expenditures:

$$Y_{it} = \alpha_i + a(X_i)t + b(X_i)Y_{i,t-1} + \epsilon_{i,t},$$

where  $\alpha_i$  is unobserved time-invariant heterogeneity (here treated as a fixed effect), and  $\epsilon_{it}$  is time-varying idiosyncratic heterogeneity that is assumed to be independent across time. The coefficients  $a(X_i)$  and  $b(X_i)$  measure respectively deterministic trends and persistence in individual consumption patterns. We allow these coefficients to be nonparametric functions of survey information.

<sup>15</sup>For completeness, in late September 2018, 1USD=4 Brazilian reais.

Finally, we also assume that  $\mathbb{E}[\epsilon_{it}|X_i] = 0$ , meaning that  $(a(X_i), b(X_i))$  correctly capture mean heterogeneity in consumption trends attributable to  $X_i$ .

To estimate the above model, we take first-differences to remove the fixed effect, i.e. we consider:

$$\Delta Y_{i,t} = a(X_i) + b(X_i)\Delta Y_{i,t-1} + \Delta \epsilon_{i,t}. \quad (21)$$

Under the assumption that the  $\epsilon_{i,t}$  are independent across time, we may then use  $Y_{i,t-2}$  as a valid instrument for the endogenous variable  $\Delta Y_{i,t-1}$  (Anderson and Hsiao, 1982; Arellano and Bond, 1991). We estimate (21) using the instrumental forest estimator of Athey et al. (2019), which assumes  $a$  and  $b$  to be in the closure of the linear span of regression trees.

Panel 3b reports the histogram of the residuals  $\hat{\Delta}\epsilon_{it}$  in late September, where we adopt sample-splitting and estimate the functions  $a(\cdot)$  and  $b(\cdot)$  using data from the weeks prior to the last week in the sample. The distribution is two-sided, with a large mass just below zero, suggesting that model (21) somewhat overpredicts expenditure variation in late September. To assess whether the data exhibits heavy-tails, we estimate a GEV mixture model for the distribution of  $\Delta\epsilon_{it}$ , assuming that  $\mathbb{P}[\Delta\epsilon_{it} \leq x] = \omega((1 - \delta_1)/2 + \delta_1 F_{\theta_1}(\delta_1 x)) + (1 - \omega)((1 - \delta_2)/2 + \delta_2 F_{\theta_2}(\delta_2 x))$ , with  $\omega \in [0, 1]$ ,  $\delta_1, \delta_2 \in \{-1, 1\}$ , and  $F_{\theta_1}$  and  $F_{\theta_2}$  belonging to the GEV family described in Section 4. Our formulation allows for the left- and right-tails to exhibit different decay, e.g. if  $\delta_1 = -1$  and  $\delta_2 = -1$  and the shape parameter of  $F_{\theta_1}$  is negative while  $F_{\theta_2}$  is positive, then the left-tail behaves as a Fréchet, while the right-tail behaves as a Weibull distribution. Moreover, if the distributions being mixed by the weights  $\omega$  exhibit disjoint supports, then the quantile function of the mixture admits a simple closed-form solution (Castellacci, 2012), which enables us to rely on closed-form expressions for the L-moments of the GEV family to compute theoretical L-moments (Hosking, 1986). We estimate the parameters  $(\omega, \delta_1, \delta_2, \theta_1, \theta_2)$  by relying on the adjusted estimator (20), with two-step optimal weights and the form of correction  $\hat{\mathbf{A}}$  derived in Example 3 in Supplemental Appendix J.1.

The solid blue line in Panel 3b reports the fitted density of the GEV mixture, while the shaded blue area plots a 95% uniform confidence band for the density function over the support of  $\Delta\hat{\epsilon}_{it}$ . The band is computed using the delta-method and sup-t critical values (Freyberger and Rai, 2018). Overall, the fit appears adequate, as evidenced by the overidentifying restrictions test not rejecting the null at the usual significance levels (p-value  $\approx 1$ ). We then use our parameter estimates to test the null hypothesis that the left (right) tail exhibits exponentially light decay, against the alternative that it is heavy-tailed. This corresponds to testing whether the left-tail (right-tail) shape parameter is in the set  $[0, 1]$ , against the alternative that it is not.<sup>16</sup> Upon computation of a 99% confidence interval for the left- (right-) tail shape parameters, we verify that the confidence

<sup>16</sup>When the shape parameter equals zero, the GEV distribution collapses to a Gumbel distribution, which has exponentially light tails (Chernozhukov and Fernández-Val, 2011). When the shape parameter is strictly greater than zero but smaller than one, the distribution collapses to a Weibull distribution with shape parameter greater than one, a region for which the Weibull is known to have exponentially light tails (Foss et al., 2011). The region  $(-\infty, 0)$  corresponds to a Fréchet distribution, whereas the region  $(1, \infty)$  corresponds to a Weibull with shape parameter strictly greater than zero and strictly less than unity – both cases corresponding to heavy-tailed distributions.

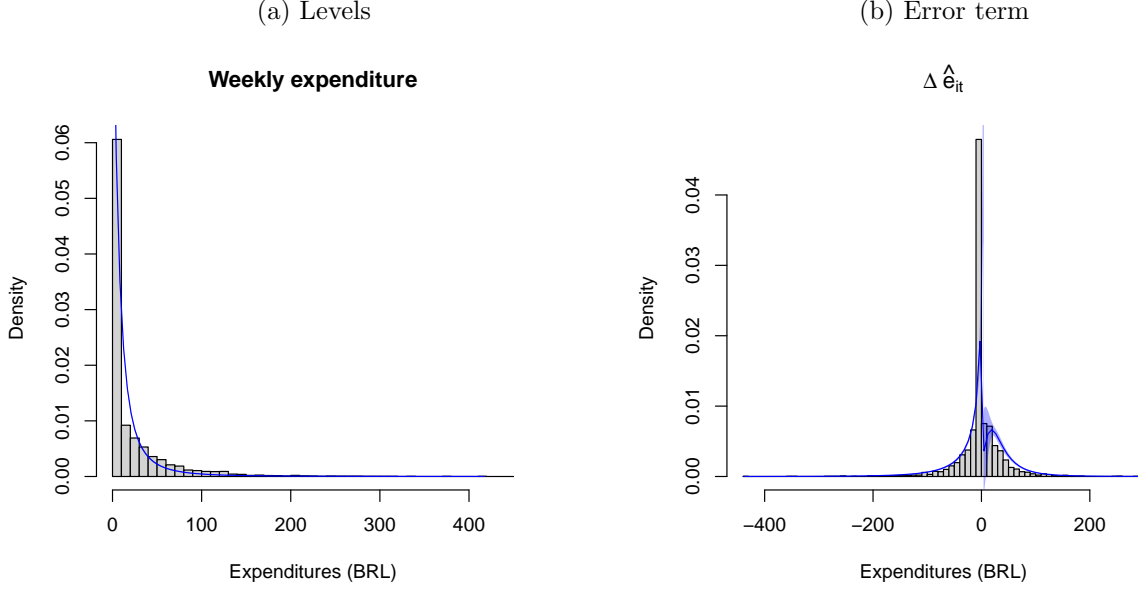


Figure 3: Empirical application: expenditure patterns in late September

region for the left-tail shape parameter is entirely contained in the  $(1, \infty)$  region, whereas the region for the right-tail shape parameter is entirely contained in  $(-\infty, 0)$ . We thus reject the null of exponentially light decay for both tails of the distribution. This is evidence that, even after accounting for heterogeneous persistence and trends, as well as time-invarying unobserved heterogeneity, consumption trends still exhibit very extreme expenses.

## 6.2 Conditional quantile models

Let  $Q_{Y|X}(\cdot|X)$  be the quantile function of a conditional distribution function  $F_{Y|X}(\cdot|X)$ , where  $Y$  is a scalar outcome and  $X$  is a set of controls. Following [Gourieroux and Jasiak \(2008\)](#), we define the  $r$ -th conditional L-moment as:

$$\lambda_r(X) := \int_{\underline{p}}^{\bar{p}} Q_{Y|X}(u|X) P_r(u) du. \quad (22)$$

When  $0 = \underline{p} \leq \bar{p} = 1$ , [Gourieroux and Jasiak \(2008\)](#) note that  $\lambda_r(X) = \mathbb{E}[Y P_r(F_{Y|X}(Y|X))|X]$ . They suggest estimating  $F_{Y|X}$  nonparametrically, and, for a fixed number  $R$  of L-moments, to exploit the following  $RK$  unconditional moments in the estimation of conditional parametric models  $\{Q_{Y|X}(\cdot|\cdot; \theta) : \theta \in \Theta\}$ :

$$\mathbb{E} \left[ w(X) \otimes \left( Y \mathbf{P}^R(F_{Y|X}(Y|X)) - \int_0^1 Q_{Y|X}(u|X; \theta_0) \mathbf{P}^R(u) du \right) \right] = 0, \quad (23)$$

where  $w(X)$  is a  $R \times 1$  vector of transformations of  $X$ .

In spite of its conceptual attractiveness – L-moment estimation is cast as method-of-moment



estimation –, formulation (23) does not directly extend to settings with trimming.<sup>17</sup> Moreover, by working with fixed  $R$  and  $K$ , it does not fully exploit the identifying information in the parametric model. In light of these points, Supplemental Appendix J.2 proposes an alternative method-of-L-moment estimator for conditional models. We propose to estimate (22) by directly plugging into the representation a nonparametric conditional quantile estimator. Following Ai and Chen (2003), we then optimally exploit the conditional L-moment restrictions by weighting these using  $R \times R$  weighting functionals  $\Omega(X)$ . In the Supplemental Appendix, we consider the case where we rely on the quantile series regression estimator of Belloni et al. (2019) for preliminary nonparametric estimation, though in principle any nonparametric estimator of conditional quantile functions for which an approximation theory is available could be used in this first step. Examples of such estimators include local polynomial quantile regression (Yu and Jones, 1998; Guerre and Sabbah, 2012) and quantile regression forests (Meinshausen, 2006; Athey et al., 2019). Under regularity conditions, our estimator admits an asymptotic linear representation that can be used as a basis for inference, and for finding the optimal choice of functional  $\Omega(X)$ . Moreover, by suitably taking  $R \rightarrow \infty$ , we expect our optimally-weighted estimator to achieve good finite-sample performance, whilst retaining asymptotic efficiency.

## 7 Concluding remarks

This paper considered the estimation of parametric models using a “generalised” method of L-moments procedure, which extends the approach introduced in Hosking (1990) whereby a  $d$ -dimensional parametric model for a distribution function is fit by matching the first  $d$  L-moments. We have shown that, by appropriately choosing the number of L-moments and under an appropriate weighting scheme, we are able to construct an estimator that is able to outperform maximum likelihood estimation in small samples from popular distributions, and yet does not suffer from efficiency losses in larger samples. We have developed tools to automatically select the number of L-moments used in estimation, and have shown the usefulness of such approach in Monte Carlo simulations. We have also extended our L-moment approach to the estimation of conditional models, and to the “residual analysis” of semiparametric models. We then applied the latter to study expenditure patterns in a ridesharing platform in São Paulo, Brazil.

The extension of the generalised L-moment approach to other semi- and nonparametric settings appears to be an interesting venue of future research. The L-moment approach appears especially well-suited to problems where semi- and nonparametric maximum likelihood estimation is computationally complicated. In followup work, Alvarez and Orestes (2023) propose using the generalised method-of-L-moment approach to estimate nonparametric quantile mixture models, while Alvarez and Biderman (2024) introduce an efficient generalised L-moment estimator for the semiparametric models of treatment effects of Athey et al. (2023). The study of such extensions in more generality is a topic for future research.

---

<sup>17</sup>To implement trimming in this formulation would require nonparametric estimation of both the conditional distribution and conditional quantile functions, whereas our suggested approach solely relies on the latter.

## Acknowledgements

This paper is based on the first three chapters of Alvarez’s doctoral thesis at the University of São Paulo. We thank Cristine Pinto, Marcelo Fernandes, Ricardo Masini, Silvia Ferrari and Victor Orestes for their useful comments and suggestions. We are also thankful to Ciro Biderman for sharing his dataset with us. All the remaining errors are ours. Luis Alvarez gratefully acknowledges financial support from Capes grant 88887.353415/2019-00 and Cnpq grant 141881/2020-8. Chang Chiann and Pedro Morettin gratefully acknowledge financial support from Fapesp grant 2018/04654-9.

## References

- Abadie, A., J. Gu, and S. Shen (2023). Instrumental variable estimation with first-stage heterogeneity. *Journal of Econometrics*.
- Ahidar-Coutrix, A. and P. Berthet (2016). Convergence of multivariate quantile surfaces. *arXiv:1607.02604*.
- Ai, C. and X. Chen (2003). Efficient estimation of models with conditional moment restrictions containing unknown functions. *Econometrica* 71(6), 1795–1843.
- Alvarez, L. and C. Biderman (2024). The learning effects of subsidies to bundled goods: a semi-parametric approach.
- Alvarez, L. and V. Orestes (2023). Quantile mixture models: Estimation and inference. Technical report.
- Anderson, T. and C. Hsiao (1982). Formulation and estimation of dynamic models using panel data. *Journal of Econometrics* 18(1), 47–82.
- Arellano, M. and S. Bond (1991, 04). Some Tests of Specification for Panel Data: Monte Carlo Evidence and an Application to Employment Equations. *The Review of Economic Studies* 58(2), 277–297.
- Athey, S., P. J. Bickel, A. Chen, G. W. Imbens, and M. Pollmann (2023, 07). Semi-parametric estimation of treatment effects in randomised experiments. *Journal of the Royal Statistical Society Series B: Statistical Methodology* 85(5), 1615–1638.
- Athey, S., J. Tibshirani, and S. Wager (2019). Generalized random forests. *The Annals of Statistics* 47(2), 1148 – 1178.
- Barrio, E. D., E. Giné, and F. Utzet (2005). Asymptotics for L2 functionals of the empirical quantile process, with applications to tests of fit based on weighted Wasserstein distances. *Bernoulli* 11(1), 131 – 189.
- Belloni, A., D. Chen, V. Chernozhukov, and C. Hansen (2012). Sparse models and methods for optimal instruments with an application to eminent domain. *Econometrica* 80(6), 2369–2429.
- Belloni, A., V. Chernozhukov, D. Chetverikov, and I. Fernández-Val (2019). Conditional quantile processes based on series or many regressors. *Journal of Econometrics* 213(1), 4 – 29. Annals: In Honor of Roger Koenker.

- Biderman, C. (2018, October). E-hailing and last mile connectivity in sao paulo. *American Economic Association Registry for Randomized Controlled Trials*. AEARCTR-0003518.
- Billingsley, P. (2012). *Probability and Measure*. Wiley.
- Boulangé, J., N. Hanasaki, D. Yamazaki, and Y. Pokhrel (2021). Role of dams in reducing global flood exposure under climate change. *Nature communications* 12(1), 1–7.
- Broniatowski, M. and A. Decurninge (2016). Estimation for models defined by conditions on their L-moments. *IEEE Transactions on Information Theory* 62(9), 5181–5198.
- Carrasco, M. and J.-P. Florens (2014). On the asymptotic efficiency of gmm. *Econometric Theory* 30(2), 372–406.
- Castellacci, G. (2012). A formula for the quantiles of mixtures of distributions with disjoint supports. Available at SSRN 2055022.
- Chernozhukov, V., D. Chetverikov, M. Demirer, E. Duflo, C. Hansen, W. Newey, and J. Robins (2018, 01). Double/debiased machine learning for treatment and structural parameters. *The Econometrics Journal* 21(1), C1–C68.
- Chernozhukov, V., J. C. Escanciano, H. Ichimura, W. K. Newey, and J. M. Robins (2022). Locally robust semiparametric estimation. *Econometrica* 90(4), 1501–1535.
- Chernozhukov, V. and I. Fernández-Val (2011). Inference for extremal conditional quantile models, with an application to market and birthweight risks. *The Review of Economic Studies* 78(2), 559–589.
- Crump, R. K., V. J. Hotz, G. W. Imbens, and O. A. Mitnik (2009, 01). Dealing with limited overlap in estimation of average treatment effects. *Biometrika* 96(1), 187–199.
- Csorgo, M. and P. Revesz (1978, 07). Strong approximations of the quantile process. *Annals of Statistics* 6(4), 882–894.
- Das, S. (2021). Extreme rainfall estimation at ungauged locations: information that needs to be included in low-lying monsoon climate regions like bangladesh. *Journal of Hydrology* 601, 126616.
- Dey, S., J. Mazucheli, and S. Nadarajah (2018, may). Kumaraswamy distribution: different methods of estimation. *Computational and Applied Mathematics* 37(2), 2094–2111.
- Donald, S. G., G. W. Imbens, and W. K. Newey (2003). Empirical likelihood estimation and consistent tests with conditional moment restrictions. *Journal of Econometrics* 117(1), 55–93.
- Donald, S. G., G. W. Imbens, and W. K. Newey (2009). Choosing instrumental variables in conditional moment restriction models. *Journal of Econometrics* 152(1), 28–36.
- Donald, S. G. and W. K. Newey (2001). Choosing the number of instruments. *Econometrica* 69(5), 1161–1191.
- Ferrari, D. and Y. Yang (2010, 04). Maximum likelihood estimation. *Annals of Statistics* 38(2), 753–783.
- Foss, S., D. Korshunov, S. Zachary, et al. (2011). *An introduction to heavy-tailed and subexponential distributions*, Volume 6. Springer.

- Fotopoulos, S. and S. Ahn (1994). Strong approximation of the quantile processes and its applications under strong mixing properties. *Journal of Multivariate Analysis* 51(1), 17–45.
- Freyberger, J. and Y. Rai (2018). Uniform confidence bands: Characterization and optimality. *Journal of Econometrics* 204(1), 119–130.
- Götze, F., A. Naumov, V. Spokoiny, and V. Ulyanov (2019). Large ball probabilities, Gaussian comparison and anti-concentration. *Bernoulli* 25(4A), 2538 – 2563.
- Gourieroux, C. and J. Jasiak (2008). Dynamic quantile models. *Journal of Econometrics* 147(1), 198–205.
- Guerre, E. and C. Sabbah (2012). Uniform bias study and bahadur representation for local polynomial estimators of the conditional quantile function. *Econometric Theory* 28(1), 87–129.
- Gupta, R. D. and D. Kundu (2001). Generalized exponential distribution: Different method of estimations. *Journal of Statistical Computation and Simulation* 69(4), 315–337.
- Hahn, J., G. Kuersteiner, and W. Newey (2002). Higher order properties of bootstrap and jackknife bias corrected maximum likelihood estimators. *Unpublished manuscript*.
- Han, C. and P. C. B. Phillips (2006). Gmm with many moment conditions. *Econometrica* 74(1), 147–192.
- Hansen, L. P. (1982). Large sample properties of generalized method of moments estimators. *Econometrica* 50(4), 1029–1054.
- Hosking, J. R. (1986). *The theory of probability weighted moments*. IBM Research Division, TJ Watson Research Center New York, USA.
- Hosking, J. R. (2007). Some theory and practical uses of trimmed L-moments. *Journal of Statistical Planning and Inference* 137(9), 3024–3039.
- Hosking, J. R. M. (1990, sep). L-Moments: Analysis and Estimation of Distributions Using Linear Combinations of Order Statistics. *Journal of the Royal Statistical Society: Series B (Methodological)* 52(1), 105–124.
- Hosking, J. R. M. and J. R. Wallis (1987). Parameter and quantile estimation for the generalized pareto distribution. *Technometrics* 29(3), 339–349.
- Hosking, J. R. M., J. R. Wallis, and E. F. Wood (1985). Estimation of the generalized extreme-value distribution by the method of probability-weighted moments. *Technometrics* 27(3), 251–261.
- Ichimura, H. and W. K. Newey (2022). The influence function of semiparametric estimators. *Quantitative Economics* 13(1), 29–61.
- Kennedy, E. H. (2023). Semiparametric doubly robust targeted double machine learning: a review.
- Kerstens, K., A. Mounir, and I. V. De Woestyne (2011). Non-parametric frontier estimates of mutual fund performance using C- and L-moments: Some specification tests. *Journal of Banking and Finance* 35(5), 1190–1201.
- Koenker, R. and J. A. Machado (1999). Gmm inference when the number of moment conditions is large. *Journal of Econometrics* 93(2), 327–344.

- Komunjer, I. and Q. Vuong (2010). Semiparametric efficiency bound in time-series models for conditional quantiles. *Econometric Theory* 26(2), 383–405.
- Kreyszig, E. (1989). *Introductory Functional Analysis with Applications*. Wiley.
- Landwehr, J. M., N. C. Matalas, and J. R. Wallis (1979). Probability weighted moments compared with some traditional techniques in estimating gumbel parameters and quantiles. *Water Resources Research* 15(5), 1055–1064.
- Li, C., F. Zwiers, X. Zhang, G. Li, Y. Sun, and M. Wehner (2021). Changes in annual extremes of daily temperature and precipitation in cmip6 models. *Journal of Climate* 34(9), 3441–3460.
- Luo, Y. et al. (2015). *High-dimensional econometrics and model selection*. Ph. D. thesis, Massachusetts Institute of Technology.
- Mason, D. M. (1984, 02). Weak convergence of the weighted empirical quantile process in  $l^2(0, 1)$ . *Annals of Probability* 12(1), 243–255.
- Meinshausen, N. (2006). Quantile regression forests. *Journal of Machine Learning Research* 7(35), 983–999.
- Newey, W. K. (1990). Semiparametric efficiency bounds. *Journal of Applied Econometrics* 5(2), 99–135.
- Newey, W. K. and D. McFadden (1994). Chapter 36 large sample estimation and hypothesis testing. In *Handbook of Econometrics*, Volume 4, pp. 2111 – 2245. Elsevier.
- Newey, W. K. and R. J. Smith (2004). Higher order properties of gmm and generalized empirical likelihood estimators. *Econometrica* 72(1), 219–255.
- Newey, W. K. and K. D. West (1987). A simple, positive semi-definite, heteroskedasticity and autocorrelation consistent covariance matrix. *Econometrica* 55(3), 703–708.
- Okui, R. (2009). The optimal choice of moments in dynamic panel data models. *Journal of Econometrics* 151(1), 1–16.
- Parzen, E. (1960). *Modern probability theory and its applications*. Wiley.
- Pfanzagl, J. and W. Wefelmeyer (1978). A third-order optimum property of the maximum likelihood estimator. *Journal of Multivariate Analysis* 8(1), 1–29.
- Portnoy, S. (1991). Asymptotic behavior of regression quantiles in non-stationary, dependent cases. *Journal of Multivariate Analysis* 38(1), 100 – 113.
- Rothenberg, T. J. (1971). Identification in parametric models. *Econometrica* 39(3), 577–91.
- Sankarasubramanian, A. and K. Srinivasan (1999). Investigation and comparison of sampling properties of L-moments and conventional moments. *Journal of Hydrology* 218(1-2), 13–34.
- Šimková, T. (2017). Statistical inference based on L-moments. *Statistika* 97(1), 44–58.
- Vaart, A. W. v. d. (1998). *Asymptotic Statistics*. Cambridge Series in Statistical and Probabilistic Mathematics. Cambridge University Press.
- Vaart, A. W. V. d. and J. A. Wellner (1996). *Weak convergence and empirical processes*. Springer.

- Wang, D. and A. D. Hutson (2013). Joint confidence region estimation of L-moment ratios with an extension to right censored data. *Journal of Applied Statistics* 40(2), 368–379.
- Wang, Q. J. (1997). LH moments for statistical analysis of extreme events. *Water Resources Research* 33(12), 2841–2848.
- Wooldridge, J. (2010). *Econometric analysis of cross section and panel data*. Cambridge, Mass: MIT Press.
- Yang, J., Z. Bian, J. Liu, B. Jiang, W. Lu, X. Gao, and H. Song (2021). No-reference quality assessment for screen content images using visual edge model and adaboosting neural network. *IEEE Transactions on Image Processing* 30, 6801–6814.
- Yoshihara, K. (1995). The bahadur representation of sample quantiles for sequences of strongly mixing random variables. *Statistics & Probability Letters* 24(4), 299 – 304.
- Yu, H. (1996). A note on strong approximation for quantile processes of strong mixing sequences. *Statistics & Probability Letters* 30(1), 1 – 7.
- Yu, K. and M. C. Jones (1998). Local linear quantile regression. *Journal of the American Statistical Association* 93(441), 228–237.

# SUPPLEMENTAL APPENDIX TO “INFERENCE IN PARAMETRIC MODELS WITH MANY L-MOMENTS”

LUIS A. F. ALVAREZ, CHANG CHIANN, AND PEDRO A. MORETTIN

ABSTRACT. This Appendix presents the proofs of the main results in the paper, as well as details on the methods of selection of L-moments, the extensions to “residual analysis” and conditional models, and additional information on the Monte Carlo exercises.

## CONTENTS

Appendix A. Proof of main results in the text	2
A.1. Proof of Proposition 1	2
A.2. Proof of Proposition 2	3
Appendix B. Relation between eigenvalue assumption and identification	5
Appendix C. Calculations for optimal weighting matrix in the iid case	6
Appendix D. Test statistic for overidentifying restrictions	7
Appendix E. Bootstrap-based inference	8
Appendix F. Inference based on Bahadur-Kiefer representation	9
Appendix G. Asymptotic efficiency	11
Appendix H. Details on selection methods	14
H.1. Higher order expansion of the generalised L-moment estimator	14
H.2. A Lasso-based alternative	18
H.3. Monte Carlo Exercise	19
H.4. Proof of Proposition 4	20
Appendix I. Conditions for validity of Lasso approach	24
Appendix J. Details on extensions	25
J.1. “Residual” analysis of semi- and nonparametric models	25
J.2. Conditional models	29
References	31

---

ALVAREZ: DEPARTMENT OF ECONOMICS, UNIVERSITY OF SÃO PAULO.

CHIANN: DEPARTMENT OF STATISTICS, UNIVERSITY OF SÃO PAULO.

MORETTIN: DEPARTMENT OF STATISTICS, UNIVERSITY OF SÃO PAULO.

*E-mail addresses:* [luis.alvarez@usp.br](mailto:luis.alvarez@usp.br), [chang@ime.usp.br](mailto:chang@ime.usp.br), [pam@ime.usp.br](mailto:pam@ime.usp.br).

## APPENDIX A. PROOF OF MAIN RESULTS IN THE TEXT

## A.1. Proof of Proposition 1.

*Proof.* For  $\theta \in \Theta$ , define:

$$\begin{aligned} M(\theta) &:= \left[ \int_{\underline{p}}^{\bar{p}} \left( \hat{Q}_Y(u) - Q_Y(u|\theta) \right) \mathbf{P}^R(u)' du \right] (W^R) \left[ \int_{\underline{p}}^{\bar{p}} \left( \hat{Q}_Y(u) - Q_Y(u|\theta) \right) \mathbf{P}^R(u) du \right] \\ M_0(\theta) &:= \left[ \int_{\underline{p}}^{\bar{p}} \left( Q_Y(u) - Q_Y(u|\theta) \right) \mathbf{P}^R(u)' du \right] (\Omega^R) \left[ \int_{\underline{p}}^{\bar{p}} \left( Q_Y(u) - Q_Y(u|\theta) \right) \mathbf{P}^R(u) du \right] \\ h^R(\theta) &:= \int_{\underline{p}}^{\bar{p}} \left( \hat{Q}_Y(u) - Q_Y(u|\theta) \right) \mathbf{P}^R(u) du \\ h_0^R(\theta) &:= \int_{\underline{p}}^{\bar{p}} \left( Q_Y(u) - Q_Y(u|\theta) \right) \mathbf{P}^R(u) du. \end{aligned}$$

Then, proceeding similarly to Theorem 2.6 of [Newey and McFadden \(1994\)](#), we have that, by application of the Cauchy-Schwarz inequality and the properties of the spectral norm:

$$\begin{aligned} |M(\theta) - M_0(\theta)| &\leq |(h^R(\theta) - h_0^R(\theta))' W^R (h^R(\theta) - h_0^R(\theta))| + \\ &|h_0^R(\theta)' (W^R + W^{R'}) (h^R(\theta) - h_0^R(\theta))| + |h_0^R(\theta)' (W^R - \Omega^R) h_0^R(\theta)| \leq \\ &\leq \|W^R\|_2 \|h^R(\theta) - h_0^R(\theta)\|_2^2 + 2\|W^R\|_2 \|h_0^R(\theta) - h^R(\theta)\|_2 \|h_0^R(\theta)\|_2 + \|W^R - \Omega^R\|_2 \|h_0^R(\theta)\|_2^2. \end{aligned}$$

We analyse the behaviour of each term separately. First, note that, by Bessel's inequality and Assumption 1:

$$\|h^R(\theta) - h_0^R(\theta)\|_2^2 = \sum_{l=1}^R \left[ \int_{\underline{p}}^{\bar{p}} [\hat{Q}_Y(u) - Q_Y(u)] P_l(u) du \right]^2 \leq \|(\hat{Q}_Y(\cdot) - Q_Y(\cdot)) \mathbb{1}_{[\underline{p}, \bar{p}]}\|_{L^2[0,1]}^2 = o_{p^*}(1),$$

where the upper bound does not depend on  $\theta$ . Next, we have:

$$\|h_0^R(\theta)\|_2^2 \leq \|(Q_Y(\cdot) - Q_Y(\cdot|\theta)) \mathbb{1}_{[\underline{p}, \bar{p}]}\|_{L^2[0,1]}^2 \leq 2 \sup_{\Delta \in \Theta} \|Q_Y(\cdot|\Delta) \mathbb{1}_{[\underline{p}, \bar{p}]}\|_{L^2[0,1]} < \infty,$$

where we use Bessel's inequality ([Kreyszig, 1989](#), page 157) and the last part of Assumption 4. Combining these facts with Assumption 3, we obtain:

$$\sup_{\theta \in \Theta} |M(\theta) - M_0(\theta)| \xrightarrow{P^*} 0.$$

Finally we verify the unique identifiability condition of [Pötscher and Prucha \(1997, Definition 3.1\)](#). Since  $M_0(\theta_0) = 0$ , the condition subsumes to verifying that, for each  $\epsilon > 0$ :

$$\liminf_{T, R \rightarrow \infty} \inf_{\theta \in \Theta: \|\theta - \theta_0\|_2 \geq \epsilon} M_0(\theta) > 0.$$



This condition is clearly implied by Assumption 3. Applying Lemma 3.1. of Pötscher and Prucha (1997), we conclude that  $\hat{\theta} \xrightarrow{P^*} \theta_0$ , as desired.  $\square$

## A.2. Proof of Proposition 2.

*Proof.* Following the usual argument in the Generalised Method of Moments literature (Newey and McFadden, 1994), we first show that  $\hat{\theta}_T$  satisfies a first order condition with high probability. Indeed, under Assumption 5, straightforward application of the dominated convergence theorem reveals that  $h^R(\theta) = \int_{\underline{p}}^{\bar{p}} (\hat{Q}_Y(u) - Q_Y(u|\theta)) \mathbf{P}^R(u) du$  is differentiable on  $\mathcal{O}$ , with derivative given by differentiation under the integral sign. Moreover, since  $\theta_0 \in \mathcal{O}$  and  $\hat{\theta} \xrightarrow{p} \theta_0$ ,  $\hat{\theta} \in \mathcal{O}$  with probability approaching one (wpa 1). It thus follows that

$$\nabla_{\theta'} h^R(\hat{\theta})' W^R h^R(\hat{\theta}) = 0, \quad (24)$$

holds wpa1, where  $\nabla_{\theta'} h^R(\tilde{\theta})$  denotes the Jacobian of  $h^R$  with respect to  $\theta$ , evaluated at  $\tilde{\theta}$ .

Next, since, for each  $u \in [\underline{p}, \bar{p}]$ ,  $\theta \mapsto Q_Y(u|\theta)$  is continuously differentiable on  $\mathcal{O}$ , a mean-value-expansion yields that, with probability approaching one:

$$h^R(\hat{\theta}) = h^R(\theta_0) + \nabla_{\theta'} \widetilde{h^R(\theta)}(\hat{\theta} - \theta),$$

where  $\nabla_{\theta'} \widetilde{h^R(\theta)}$  is the  $R \times d$  matrix where each line  $l$  is equal to  $-\int_{\underline{p}}^{\bar{p}} \nabla_{\theta'} Q_Y(u|\tilde{\theta}(u)) P_l(u) du$ , and  $\tilde{\theta}(u)$  is a  $u$ -specific element in the line segment between  $\hat{\theta}$  and  $\theta_0$ . Rearranging terms, adding and subtracting  $\Omega^R$  yields:

$$\begin{aligned} & \nabla_{\theta'} h^R(\hat{\theta})' \Omega^R h^R(\theta_0) + \nabla_{\theta'} h^R(\hat{\theta})' (W^R - \Omega^R) h^R(\theta_0) \\ &= -\nabla_{\theta'} h^R(\hat{\theta})' \Omega^R \nabla_{\theta'} \widetilde{h^R(\theta)}(\hat{\theta} - \theta_0) - \nabla_{\theta'} h^R(\hat{\theta})' (W^R - \Omega^R) \nabla_{\theta'} \widetilde{h^R(\theta)}(\hat{\theta} - \theta_0). \end{aligned}$$

The crucial step now is to work out asymptotic tightness of a normalization of  $h^R(\theta_0)$ . Observe that Assumption 6 entails that:

$$\left\| \sqrt{T} h^R(\theta_0) \right\|_2^2 \leq \sum_{l=1}^{\infty} \left| \int_{\underline{p}}^{\bar{p}} \sqrt{T} (\hat{Q}_Y(u) - Q_Y(u)) P_l(u) du \right|^2 \leq \left\| \sqrt{T} (\hat{Q}_Y(\cdot) - Q_Y(\cdot)) \mathbb{1}_{[\underline{p}, \bar{p}]} \right\|_{L^2[0,1]}^2 = O_{p^*}(1).$$

The next step in the proof concerns the approximation of  $\nabla_{\theta'} h^R(\hat{\theta})$  to  $\nabla_{\theta'} h^R(\theta_0)$  in the spectral norm. Notice that, by the properties of the spectral norm and Bessel's inequality:

$$\left\| \nabla_{\theta'} h^R(\hat{\theta}) - \nabla_{\theta'} h^R(\theta_0) \right\|_2^2 \leq \sum_{s=1}^d \left\| [\partial_{\theta_s} Q_Y(\cdot|\hat{\theta}) - \partial_{\theta_s} Q_Y(\cdot|\theta_0)] \mathbb{1}_{[\underline{p}, \bar{p}]} \right\|_{L^2[0,1]}^2.$$

We claim that,  $\hat{\theta} \xrightarrow{P^*} \theta_0$ , together with Assumption 5, is sufficient to ensure the upper bound above is  $o_{p^*}(1)$ . Since  $d$  is fixed, we may consider the argument for a fixed  $s = 1, 2, \dots, d$ . Fix  $\eta, \epsilon > 0$ . Since, by assumption,  $\partial_s Q_Y(u|\theta)$  is continuous at  $\theta_0$ , uniformly in  $u$ ; there exists  $\delta > 0$  such that:

$$\|\theta - \theta_0\|_2 \leq \delta \implies |\partial_s Q_Y(u|\theta) - \partial_s Q_Y(u|\theta_0)| \leq \frac{\sqrt{\epsilon}}{\bar{p} - p} \quad \forall u \in [\underline{p}, \bar{p}].$$

Now, since  $\hat{\theta} \xrightarrow{P^*} \theta_0$ , there exists  $N \in \mathbb{N}$  such that, for all  $T \geq N$ :

$$P^*(\|\hat{\theta} - \theta_0\|_2 \leq \delta) \geq 1 - \eta,$$

implying that, by monotonicity of the outer probability, for  $T \geq N$ :

$$P^*(\|\partial_{\theta_s} Q_Y(\cdot|\hat{\theta}) - \partial_{\theta_s} Q_Y(\cdot|\theta_0)\|_{L^2[\underline{p}, \bar{p}]}^2 \leq \epsilon) \geq 1 - \eta.$$

Since the choice of  $\eta$  and  $\epsilon$  is arbitrary, we obtain that:

$$\|\partial_{\theta_s} Q_Y(\cdot|\hat{\theta}) - \partial_{\theta_s} Q_Y(\cdot|\theta_0)\|_{L^2[\underline{p}, \bar{p}]}^2 = o_{P^*}(1),$$

and since  $d$  is fixed, we conclude that:

$$\|\nabla_{\theta'} h^R(\hat{\theta}) - \nabla_{\theta'} h^R(\theta_0)\|_2^2 = o_{P^*}(1).$$

Next, we would like to similarly argue that  $\|\nabla_{\theta'} \widetilde{h^R}(\theta) - \nabla_{\theta'} h^R(\theta_0)\|_2^2 = o_{P^*}(1)$ . The difficulty here is that each  $u$  possesses its  $u$ -specific  $\tilde{\theta}(u)$ . Note, however, that by Bessel's inequality:

$$\|\nabla_{\theta'} \widetilde{h^R}(\theta) - \nabla_{\theta'} h^R(\theta_0)\|_2^2 \leq \sum_{s=1}^d \left[ \int_{\underline{p}}^{\bar{p}} \left( \partial_{\theta_s} Q_Y(u|\tilde{\theta}(u)) - \partial_{\theta_s} Q_Y(u|\theta_0) \right) P_l(u) du \right]^2.$$

Under Assumption 7, a mean-value expansion of the right-hand side above, followed by using Hölder's inequality,  $\|P_l\|_{L^2[0,1]} = 1$ , the Cauchy-Schwarz inequality, and that  $\|\tilde{\theta} - \theta_0\|_2 \leq \|\hat{\theta} - \theta_0\|_2$  for any  $\tilde{\theta}$  in the line segment between  $\hat{\theta}$  and  $\theta_0$ ; yields

$$\begin{aligned} & \left[ \int_{\underline{p}}^{\bar{p}} \left( \partial_{\theta_s} Q_Y(u|\tilde{\theta}(u)) - \partial_{\theta_s} Q_Y(u|\theta_0) \right) P_l(u) du \right]^2 = \left[ \int_{\underline{p}}^{\bar{p}} \nabla_{\theta} \partial_{\theta_s} Q_Y(u|\tilde{\theta}(u))' (\tilde{\theta}(u) - \theta_0) P_l(u) du \right]^2 \leq \\ & \leq \int_{\underline{p}}^{\bar{p}} \left[ \nabla_{\theta} \partial_{\theta_s} Q_Y(u|\tilde{\theta}(u))' (\tilde{\theta}(u) - \theta_0) \right]^2 du \leq \left( \int_{\underline{p}}^{\bar{p}} \|\nabla_{\theta} \partial_{\theta_s} Q_Y(u|\tilde{\theta}(u))\|_2^2 du \right) \cdot \|\hat{\theta} - \theta_0\|_2^2 = o_p(1), \end{aligned}$$

as desired.

Next, using that  $\|\nabla_{\theta'} h^R(\theta_0)\|_2^2 = O(1)$  (which follows from Bessel's inequality and the last part of Assumption 5) and the previous results, we arrive at:

$$(\nabla_{\theta'} h^R(\theta_0))' \Omega^R \nabla_{\theta'} h^R(\theta_0) + r^{TR} \sqrt{T} (\hat{\theta} - \theta_0) = -\nabla_{\theta'} h^R(\theta_0)' \Omega^R (\sqrt{T} h^R(\theta_0)) + o_{P^*}(1),$$

where the remainder  $r^{TR}$  satisfies  $\|r^{TR}\|_2^2 = o_{P^*}(1)$ . To proceed, we need to ensure that the matrix  $(\nabla_{\theta'} h^R(\theta_0))' \Omega^R \nabla_{\theta'} h^R(\theta_0) + r^{TR}$  is invertible with high probability. Notice that, under the condition in Assumption 8, we have, using the Bauer-Fike theorem (Bhatia, 1997, Theorem VIII.3.1), that, wpa 1,

$$\lambda_{\min}(\nabla_{\theta'} h^R(\theta_0)' \Omega^R \nabla_{\theta'} h^R(\theta_0) + r^{TR}) > 0,$$

and further using that, for invertible matrices  $A_0$  and  $A$

$$\|A^{-1}\|_2 \leq \|A\|_2^{-1}$$

$$\|A_0^{-1}\|_2 \leq \|A_0\|_2^{-1}$$

$$\|A^{-1} - A_0^{-1}\|_2 = \|A^{-1}(A_0 - A)A_0^{-1}\|_2 \leq \|A^{-1}\|_2 \|A_0 - A\|_2 \|A_0^{-1}\|_2.$$

We obtain, by applying the triangular inequality:

$$\|A^{-1} - A_0^{-1}\|_2 \leq \|A_0\|_2^{-1} \frac{\|A_0 - A\|_2}{\|A_0\|_2 - \|A - A_0\|_2}.$$

Taking  $A_0 = \nabla_{\theta'} h^R(\theta_0)' \Omega^R \nabla_{\theta'} h^R(\theta_0)$  and  $A = \nabla_{\theta'} h^R(\theta_0)' \Omega^R \nabla_{\theta'} h^R(\theta_0) + r^{TR}$ , and using that Assumption 7 implies  $\|\nabla_{\theta'} h^R(\theta_0)' \Omega^R \nabla_{\theta'} h^R(\theta_0)\|_2$  is bounded away from zero uniformly in  $R$ ,<sup>1</sup> we conclude that:

$$\|(\nabla_{\theta'} h^R(\theta_0)' \Omega^R \nabla_{\theta'} h^R(\theta_0) + r^{RT})^{-1} - (\nabla_{\theta'} h^R(\theta_0)' \Omega^R \nabla_{\theta'} h^R(\theta_0))^{-1}\|_2 = o_{P^*}(1).$$

From which we conclude that, wpa 1:

$$\sqrt{T}(\hat{\theta} - \theta_0) = -(\nabla_{\theta'} h^R(\theta_0)' \Omega^R \nabla_{\theta'} h^R(\theta_0))^{-1} \nabla_{\theta'} h^R(\theta_0)' \Omega^R (\sqrt{T} h^R(\theta_0)) + o_{P^*}(1),$$

proving the desired asymptotic linear representation.  $\square$

## APPENDIX B. RELATION BETWEEN EIGENVALUE ASSUMPTION AND IDENTIFICATION

The goal of this section is to show how Assumption 8 is related to identification. We consider a stronger version of Assumption 4 as follows:

**Assumption A.** There exists  $C > 0$  and  $h : \mathbb{R}_+ \mapsto \mathbb{R}_+$  such that, for every  $R \in \mathbb{N}$  and  $\epsilon > 0$ :

$$\inf_{\theta \in \Theta: \|\theta - \theta_0\|_2 \geq \epsilon} \left[ \int_{\underline{p}}^{\bar{p}} (Q_Y(u|\theta) - Q_Y(u|\theta_0)) \mathbf{P}^R(u)' du \right] \Omega^R \left[ \int_{\underline{p}}^{\bar{p}} (Q_Y(u|\theta) - Q_Y(u|\theta_0)) \mathbf{P}^R(u) du \right] \geq Ch(\epsilon),$$

where  $h(x) > 0$  for all  $x > 0$  and  $\lim_{x \rightarrow 0} \frac{h(x)}{x^2} = 1$ .

It is clear that Assumption A implies Assumption 4. Perhaps less obviously, Assumption A implies Assumption 8 under conditions that allow differentiability under the integral sign (Assumption 5).

**Proposition 3.** *Suppose Assumption 5 holds. Then Assumption A implies Assumption 8.*

*Proof.* Suppose Assumption A holds. Fix  $\iota \in \mathbb{R}^d$ ,  $\|\iota\|_2 = 1$ . We then have that, by Assumption A:

<sup>1</sup>For a positive (semi)definite symmetric matrix, eigenvalues and singular values coincide, thus the spectral norm is bounded below by the smallest eigenvalue.

$$\left[ \frac{1}{\epsilon} \int_{\underline{p}}^{\bar{p}} (Q_Y(u|\theta_0 + \epsilon\iota) - Q_Y(u|\theta_0)) \mathbf{P}^R(u)' du \right] \Omega^R \left[ \frac{1}{\epsilon} \int_{\underline{p}}^{\bar{p}} (Q_Y(u|\theta_0 + \epsilon\iota) - Q_Y(u|\theta_0)) \mathbf{P}^R(u) du \right] > C \frac{h(\epsilon)}{\epsilon^2}.$$

Taking limits yields that:

$$\iota' \nabla_{\theta'} h^R(\theta_0)' \Omega^R \nabla_{\theta'} h^R(\theta_0) \iota \geq C.$$

Now, since  $\nabla_{\theta'} h^R(\theta_0)' \Omega^R \nabla_{\theta'} h^R(\theta_0)$  is symmetric and real, it admits an eigendecomposition  $P_R \Lambda_R P_R'$ , where  $P_R' P_R = I_d$  and  $\Lambda_R = \text{diag}(\lambda_{1R}, \lambda_{2R}, \dots, \lambda_{dR})$ , with  $\lambda_{1R} \leq \lambda_{2R} \leq \dots \leq \lambda_{dR}$  being the eigenvalues of  $\nabla_{\theta'} h^R(\theta_0)' \Omega^R \nabla_{\theta'} h^R(\theta_0)$ . This in turn implies that:

$$\lambda_{1R} = \min_{x: \|x\|_2=1} x' \Lambda_R x = \min_{u: \|u\|_2=1} (P_R u)' \Lambda_R (P_R u) \geq C > 0,$$

which proves the desired result.  $\square$

### APPENDIX C. CALCULATIONS FOR OPTIMAL WEIGHTING MATRIX IN THE IID CASE

Consider the optimal weighting matrix as in equation (16) of the main text. We focus on the case where  $0 = \underline{p} < \bar{p} = 1$  and the data is iid. Note that we may write:

$$\Omega^R = \mathbb{E} \left[ \frac{B_T(U)}{f_{\theta_0}(Q_y(U))} \mathbf{P}^R(U) \frac{B_T(V)}{f_{\theta_0}(Q_y(V))} \mathbf{P}^R(V) \right]^{-},$$

where  $U$  and  $V$  are independent random variables, independent from the Brownian bridge  $B_T$ . By Foubini's theorem, we have:

$$\Omega^R = \mathbb{E} \left[ \frac{(U \wedge V - UV)}{f_{\theta_0}(Q_y(U)) f_{\theta_0}(Q_y(V))} \mathbf{P}^R(U) \mathbf{P}^R(V) \right]^{-}.$$

Since standard L-moments consist of a choice of weighting functions  $\mathbf{P}^R$  where each entry is a linear combination of polynomials, it suffices, for the purposes of numerical computation, to analyse the formula for polynomials  $U^r$  and  $V^s$ . In particular, we can estimate:

$$W_{r,s} = \int_0^1 \int_0^1 \frac{(U \wedge V - UV)}{f_{\theta_0}(Q_y(U)) f_{\theta_0}(Q_y(V))} U^r V^s dU dV,$$

using a first step consistent estimator  $\tilde{\theta}$  of  $\theta_0$ , the empirical quantile function, and numerical integration as follows:

$$\hat{W}_{r,s} = \frac{1}{H^2} \sum_{i=1}^H \sum_{j=1}^H \frac{[(\frac{i-0.5}{H}) \wedge (\frac{j-0.5}{H}) - (\frac{i-0.5}{H})(\frac{j-0.5}{H})]}{f_{\tilde{\theta}}(Q_Y((\frac{i-0.5}{H}) | \tilde{\theta})) f_{\tilde{\theta}}(Q_Y((\frac{j-0.5}{H}) | \tilde{\theta}))} \left( \frac{i-0.5}{H} \right)^r \left( \frac{j-0.5}{H} \right)^s,$$

where  $H$  is the number of grid points. Alternatively, we may use a nonparametric estimator for the quantile derivative  $Q_Y'(u) = \frac{1}{f_Y(Q_Y(u))}$ .

APPENDIX D. TEST STATISTIC FOR OVERIDENTIFYING RESTRICTIONS

As noted in Remark 3 in the main text, the strong approximation discussed in Section 3.4 motivates a test statistic for overidentifying restrictions. Suppose  $R > d$ . Denoting by  $M(\cdot)$  the objective function of the estimator, we consider the test-statistic:

$$J := T \cdot M(\hat{\theta}_T).$$

Under the null that the model is correctly specified, i.e. that there exists  $\theta \in \Theta$  such that  $Q_Y(\cdot) = Q_Y(\cdot|\theta)$ , the results in Section 3.4 of the main text reveal that:

$$\begin{aligned} J = T \cdot M(\hat{\theta}_T) &= \left[ \int_{\underline{p}}^{\bar{p}} \sqrt{T} \left[ (\hat{Q}_Y(u) - Q_Y(u)) - \nabla_{\theta'} Q_Y(u|\theta_0)(\hat{\theta} - \theta_0) \right] \mathbf{P}^R(u) du \right]' \Omega^R \\ &\quad \left[ \int_{\underline{p}}^{\bar{p}} \sqrt{T} \left[ (\hat{Q}_Y(u) - Q_Y(u)) - \nabla_{\theta'} Q_Y(u|\theta_0)(\hat{\theta} - \theta_0) \right] \mathbf{P}^R(u) du \right] + o_{P^*}(1) = \\ &\|(\Omega^R)^{1/2} (\mathbb{I}_{R \times R} - \nabla_{\theta'} h^R(\theta_0)(\nabla_{\theta'} h^R(\theta_0))' \Omega^R \nabla_{\theta'} h^R(\theta_0))^{-1} \nabla_{\theta'} h^R(\theta_0)' \Omega^R \sqrt{T} h_R(\theta_0)\|_2 + o_p(1). \end{aligned}$$

This approximation can be used, along with the Gaussian strong approximations discussed in this section, to approximate the distribution of the statistic under the null. Specifically, when the optimal weighting scheme (16) is used, it follows from the properties of idempotent matrices that the distribution of the test statistic may be approximated by a chi-squared distribution with  $R - d$  degrees of freedom. To show that this approximation indeed conduces to valid inference, let  $\tilde{J}$  denote the distribution of the leading term in the representation above, with  $\sqrt{T} h_R(\theta_0)$  replaced by the Gaussian approximating random variable. Let  $e_{TR} = J - \tilde{J}$  be the approximation error. It follows by Lemma S.14 of Fan et al. (2023) that, for any  $\epsilon > 0$ :

$$\sup_{c \in \mathbb{R}} |\mathbb{P}[J \leq c] - \mathbb{P}[\tilde{J} \leq c]| \leq \sup_{c \in \mathbb{R}} \mathbb{P}[c \leq \tilde{J} \leq c + \epsilon] + \mathbb{P}[|e_{TR}| > \epsilon].$$

In addition, by Theorem 2.7 in Götze et al. (2019), we have that, for some constant  $C > 0$ :

$$\sup_{c \in \mathbb{R}} \mathbb{P}[c \leq \tilde{J} \leq c + \epsilon] \leq \frac{C\epsilon}{\sqrt{(R - d)}}.$$

Consequently:

$$\sup_{c \in \mathbb{R}} |\mathbb{P}[J \leq c] - \mathbb{P}[\tilde{J} \leq c]| \leq \frac{C\epsilon}{\sqrt{(R - d)}} + \epsilon + \mathbb{P}[|e_{TR}| > \epsilon],$$

The approximation error  $e_{TR}$  consists of two parts: the error due to linearisation, and the error due to approximating  $\sqrt{T} h_R(\theta_0)$  by a Gaussian random variable. In light of our discussion in the main text, both errors are  $o_{P^*}(1)$ . As a consequence, for an arbitrary choice of  $\epsilon > 0$ , and as  $T, R \rightarrow \infty$ , we obtain that:

$$\lim_{T,R \rightarrow \infty} \sup_{c \in \mathbb{R}} |\mathbb{P}[J \leq c] - \mathbb{P}[\tilde{J} \leq c]| = 0,$$

justifying the validity of the chi-squared approximation when  $R$  increases with the sample size. In contrast, if  $R$  is held fixed, we have to explicitly take the rate of the error  $e_{TR}$  into account. As we have discussed, this error can be decomposed into two parts: a linearization error, and a strong approximation error. In Appendix H, we provide conditions that ensure the linearization error is  $O_P(T^{-1/2})$ . The rate of the Gaussian approximation error depends on the dependence between observations and the assumptions on the distribution: Theorems 1 and 2 in the main text provide rates in the iid and strongly mixing settings. Let  $b_T$  denote the rate of the second type of error, and  $c_T := T^{-1/2} \vee b_T$ . In this case, by taking  $\epsilon = (c_T)^\alpha$  for some  $0 < \alpha < 1$ , we are able to establish validity of the approximation with fixed  $R$ .

### APPENDIX E. BOOTSTRAP-BASED INFERENCE

In this Appendix, we show how one can leverage the Gaussian strong approximation result presented in the main text to perform bootstrap-based inference. We focus on the iid setting. Consider the asymptotic linear representation (9). In the main text, we have shown that, under a Gaussian approximation, the term  $\sqrt{T}h^R(\theta_0)$  can be approximated by the integral of a Brownian bridge. Consider, now, the alternative process:

$$A_T = -(\nabla_{\theta'} h^R(\theta_0)' \Omega^R \nabla_{\theta'} h^R(\theta_0))^{-1} \nabla_{\theta'} h^R(\theta_0)' \Omega^R \left[ \int_{\underline{p}}^{\bar{p}} \sqrt{T}(\check{Q}_Y(u) - \hat{Q}_Y(u)) \mathbf{P}^R(u) du \right],$$

where  $\check{Q}_Y(u)$  is the quantile function associated with distribution function  $\check{F}_Y(y) = \sum_{t=1}^T \Delta_t \mathbb{1}\{Y_t \leq y\}$ , where  $\Delta_t = \frac{Z_t}{\sum_{i=1}^T Z_i}$ , and the  $Z_t$  are iid random variables, independent from the data, with  $\mathbb{E}Z_t = 1$ ,  $\mathbb{V}Z_t = 1$ , and a moment generating function (MGF) that exists on a neighborhood of zero. The distribution  $\check{F}_Y(y)$  constructed in such way is known as a weighted bootstrap estimator of the empirical distribution  $\hat{F}_Y$ . The weighted bootstrap is quite general and encompasses, among others, the Bayesian bootstrap (Rubin, 1981).

If, in addition to the conditions in Theorem 1 of the main text, we assume  $\sup_{y \in (a,b)} |f'_Y(y)| < \infty$  and  $A = \lim_{y \downarrow a} f_Y(y) < \infty$ ,  $B = \lim_{y \uparrow a} f_Y(y) < \infty$  with  $\min\{A, B\} > 0$ , then Theorem 7 in Alvarez-Andrade and Bouzebda (2013) indicates that  $\left[ \int_{\underline{p}}^{\bar{p}} \sqrt{T}(\check{Q}_Y(u) - \hat{Q}_Y(u)) \mathbf{P}^R(u) du \right]$  is strongly approximated by the integral of a Gaussian process that is **identically distributed** to the strong approximation of the term  $\sqrt{T}h^R(\theta_0)$  obtained in the main text. Specifically, inspection of the proof in Alvarez-Andrade and Bouzebda (2013) reveals that there exists a sequence of Brownian bridges  $\{\tilde{B}_n\}_{n \in \mathbb{N}}$ , where each  $B_n$  is *independent* from  $Y_1, Y_2, \dots, Y_n$ , such that, as  $T, R \rightarrow \infty$ :

$$\left\| \int_{\underline{p}}^{\bar{p}} \sqrt{T}(\check{Q}_Y(u) - \hat{Q}_Y(u)) \mathbf{P}^R(u) du - \int_{\underline{p}}^{\bar{p}} \sqrt{T}(\check{Q}_Y(u) - \hat{Q}_Y(u)) \mathbf{P}^R(u) \frac{1}{f_Y(Q_Y(u))} \tilde{B}_n du \right\|_2 \stackrel{\text{a.s.}}{=} O(\log n / \sqrt{n}).$$

It thus follows by Markov inequality that:

$$\mathbb{P} \left[ \left\| \int_{\underline{p}}^{\bar{p}} \sqrt{T}(\check{Q}_Y(u) - \hat{Q}_Y(u))\mathbf{P}^R(u)du - \int_{\underline{p}}^{\bar{p}} \sqrt{T}(\check{Q}_Y(u) - \hat{Q}_Y(u))\mathbf{P}^R(u) \frac{1}{f_Y(Q_Y(u))} \tilde{B}_n du \right\|_2 > \epsilon \mid Y_1, \dots, Y_T \right] = o_P(1),$$

for every  $\epsilon > 0$ . Since the Brownian bridges are **independent** from the data, the conditional convergence justifies the use of the weighted bootstrap to approximate the distribution of  $A_T$ . Indeed, given consistent estimators of  $\theta_0$  and  $\Omega_R$ , we can approximate the distribution of  $A_T$  by generating a large number of simulations of the  $\{Z_t\}_{t=1}^T$  and computing, for each simulation, the quantile function of the resulting weighted cdf. The distribution across simulations can then be used to approximate the distribution of the  $A_T$ .

### APPENDIX F. INFERENCE BASED ON BAHADUR-KIEFER REPRESENTATION

In this Appendix, we discuss how we can conduct inference by relying on a Bahadur-Kiefer representation. We first state the result of Kiefer, in the iid context, as extended by [Csorgo and Revesz \(1978\)](#).

**Theorem 3** (Bahadur-Kiefer, [Csorgo and Revesz \(1978\)](#)). *Let  $Y_1, Y_2 \dots Y_T$  be an iid sequence of random variables with a continuous distribution function  $F$  which is also twice differentiable on  $(a, b)$ , where  $-\infty \leq a = \sup\{z : F(z) = 0\}$  and  $b = \inf\{z : F(z) = 1\} \leq \infty$ . Suppose that  $F'(z) = f(z) > 0$  for  $z \in (a, b)$ . Assume that, for  $\gamma > 0$ :*

$$\sup_{a < x < b} F(x)(1 - F(x)) \left| \frac{f'(x)}{f^2(x)} \right| \leq \gamma ,$$

where  $f$  denotes the density of  $F$ . Moreover, assume that  $f$  is nondecreasing (nonincreasing) on an interval to the right of  $a$  (to the left of  $b$ ). We then have that

$$\begin{aligned} \sup_{0 < u < 1} |f(Q_Y(u))\sqrt{T}(\hat{Q}_Y(u) - Q_Y(u)) - \sqrt{T}(\hat{F}_Y(Q_Y(u)) - F(Q_Y(u)))| &\stackrel{a.s.}{=} \\ &\stackrel{a.s.}{=} O(T^{-1/4}(\log T)^{1/2}(\log \log T)^{1/4}). \end{aligned} \tag{25}$$

The result above could be used as the basis for an inferential procedure – as well as for the computation of the optimal weights  $\Omega^R$ . Indeed, we note that, under the assumptions on the theorem above,  $F(Q_Y(u)) = u$  and  $\hat{F}_Y(Q_Y(u)) = \frac{1}{T} \sum_{t=1}^T \mathbb{1}\{U_t \leq u\}$ , where the  $U_t := F(Y_T)$  are iid uniform random variables. Suppose that  $\int_{\underline{p}}^{\bar{p}} \frac{1}{f_Y(Q_Y(u))^2} du < \infty$ . Then, using the representation of the theorem above in the asymptotic linear representation (9) in the main text and applying Bessel's inequality, we get:

$$\begin{aligned} &\sqrt{T}(\hat{\theta} - \theta_0) = \\ &= -(\nabla_{\theta'} h^R(\theta_0)' \Omega^R \nabla_{\theta'} h^R(\theta_0))^{-1} \nabla_{\theta'} h^R(\theta_0)' \Omega^R \left[ \int_{\underline{p}}^{\bar{p}} \frac{\sqrt{T}(\hat{F}_Y(Q_Y(u)) - F_Y(Q_Y(u)))}{f_Y(Q_Y(u))} \mathbf{P}^R(u) du \right] + o_{P^*}(1), \end{aligned} \tag{26}$$

where the distribution of the leading term is known (it could be simulated by drawing  $T$  independent Uniform[0,1] random variables many times) up to  $\theta_0$ .

There is a sizeable literature on Bahadur-Kiefer representations in the context of dependent observations (see Kulik (2007) and references therein). Nonetheless, in the context of dependent observations, it would be more difficult to use (26) as a basis for an inferential procedure, as in this case there would be dependence between the  $U_t := F_Y(Y_t)$  uniform random variables entering the empirical cdf. For that reason, our focus in this section is on the iid case.

Finally, to show the validity of our approach to inference based on drawing uniform random variables, we note that, under a Bahadur-Kiefer approximation, we have that:

$$V_{T,R}^{-1/2} \sqrt{T}(\hat{\theta}_T - \theta_0) = \frac{1}{\sqrt{T}} \sum_{t=1}^T \xi_t^{R,T} + o_p(1),$$

where  $V_{T,R}$  is the variance of the leading term of the Bahadur-Kiefer representation,  $\mathbb{E}[\xi_t^{R,T}] = 0$  and  $\mathbb{V} \left[ \frac{1}{\sqrt{T}} \sum_{t=1}^T \xi_t^{R,T} \right] = 1$ . In the iid context, it is immediate that the conditions of Lindeberg's CLT for triangular arrays (Durrett, 2019, Theorem 3.4.10) are satisfied, from which it follows that  $V_{T,R}^{-1/2} \sqrt{T}(\hat{\theta}_T - \theta_0) \xrightarrow{d} N(0, \mathbb{I}_d)$ .<sup>2</sup> Observe that as a byproduct of such convergence, we obtain that the Kolmogorov distance between the distribution of  $\sqrt{T}(\hat{\theta}_T - \theta_0)$  and that of the leading term of the representation (25) goes to zero, analogously to the result in equation (15) in the main text. This result justifies our approach to inference.

We collect the discussion of this section in the next corollary.

**Corollary 2.** *Suppose Assumptions 1-8 hold. Moreover, suppose a Bahadur-Kiefer representation such as (25) is valid; and that  $\int_{\underline{p}}^{\bar{p}} \frac{1}{f_Y(Q_Y(u))^2} du < \infty$ . Then the approximation (26) holds. In addition, under the conditions of Theorem 3,  $F_Y(Q_Y(u)) = u$  and  $\hat{F}_Y(Q_Y(u)) = \frac{1}{T} \sum_{t=1}^T \mathbb{1}\{U_t \leq u\}$ , where the  $\{U_t\}_{t=1}^T$  are iid Uniform[0,1] random variables. Moreover, under the previous assumptions,  $V_{T,R}^{-1/2} \sqrt{T}(\hat{\theta}_T - \theta_0) \xrightarrow{d} N(0, \mathbb{I}_d)$ , where  $V_{T,R}$  is the variance of the leading term in (26); and a bound analogous to equation (15) in the main text holds.*

**Remark 6** (Optimal choice of weighting matrix under Bahadur-Kiefer approximation). It should be noted that the optimal choice of weighting matrix under the Bahadur-Kiefer representation coincides with (16) in the main text. This is due to the fact that both the Brownian bridge and empirical distribution process share the same covariance kernel.

**Remark 7** (Distribution of the overidentifying test statistic in Remark 3). Note that we could use the distributional results in this section to compute the distribution of the test statistic in Remark 3 in the main text under the null.

---

<sup>2</sup>In the dependent case, even though it is not feasible to leverage the Bahadur-Kiefer representation directly for inference, it is possible to adopt it to establish, under (possibly) additional assumptions, weak convergence of the estimator, by verifying the conditions of a CLT for triangular arrays under dependent data. For example, in the stationary mixing case, one could verify if the conditions of Theorem 4.4 in Rio (2017) hold.



## APPENDIX G. ASYMPTOTIC EFFICIENCY

In this Appendix, we analyse whether our L-moment estimator is asymptotically efficient. We consider the case where  $0 = \underline{p} < \bar{p} = 1$ , since in this case all information on the curve is used; for simplicity, we also focus on the iid case. In this setting, we will say our L-moment estimator is *asymptotically efficient* if its asymptotic variance coincides with the inverse of the Fisher information matrix of the parametric model. Unless stated otherwise, we work under Assumptions 1-8 and those of Corollary 2. To proceed with the analysis, we introduce the alternative estimator:

$$\tilde{\theta}_T \in \operatorname{argmin}_{\theta \in \Theta} \sum_{i \in \mathcal{G}_T} \sum_{j \in \mathcal{G}_T} (\hat{Q}_Y(i) - Q_Y(i|\theta)) \kappa_{i,j} (\hat{Q}_Y(j) - Q_Y(j|\theta)), \quad (27)$$

for a grid of  $G_T$  points  $\mathcal{G}_T = \{g_1, g_2, \dots, g_{G_T}\} \subseteq (0, 1)$  and weights  $\kappa_{i,j}$ ,  $i, j \in \mathcal{G}_T$ . This is a weighted version of a ‘‘percentile-based estimator’’, which is used in contexts where it is difficult to maximise the likelihood (Gupta and Kundu, 2001). It amounts to choosing  $\theta$  so as to match a weighted combination of the order statistics in the sample.

Under regularity conditions similar to the ones in the main text,<sup>3</sup> the estimator in (27) admits the following asymptotic linear representation as  $T \rightarrow \infty$  and  $G_T \rightarrow \infty$  at a rate:

$$\sqrt{T}(\tilde{\theta}_T - \theta_0) = -(\partial Q'_{G_T} \boldsymbol{\kappa}_{G_T} \partial Q_{G_T})^{-1} \partial Q'_{G_T} \boldsymbol{\kappa}_{G_T} \sqrt{T} Q_{G_T} + o_p(1), \quad (28)$$

where  $Q_{G_T} = Q_{G_T}(\theta_0) = (\hat{Q}_Y(g_1) - Q_Y(g_1|\theta_0), \dots, \hat{Q}_Y(g_{G_T}) - Q_Y(g_{G_T}|\theta_0))'$ ;  $\partial Q_{G_T}$  is the Jacobian matrix of  $Q_{G_T}(\theta)$  evaluated at  $\theta_0$ ; and  $\boldsymbol{\kappa}_{G_T}$  is the matrix containing the  $\kappa_{i,j}$ . Using the Bahadur-Kiefer representation (assumed by Corollary 2), we arrive at:

$$\sqrt{T}(\tilde{\theta}_T - \theta_0) = -(\partial Q'_{G_T} \boldsymbol{\kappa}_{G_T} \partial Q_{G_T})^{-1} \partial Q'_{G_T} \boldsymbol{\kappa}_{G_T} [\mathbf{f}^{-1} * \sqrt{T} F_{G_T}] + o_p(1), \quad (29)$$

where we define  $F_{G_T} = (\hat{F}_Y(Q_Y(g_1)) - F_Y(Q_Y(g_1)), \dots, \hat{F}_Y(Q_Y(g_{G_T})) - F_Y(Q_Y(g_{G_T})))'$ ;  $\mathbf{f}^{-1} = (1/f_Y(Q_Y(g_1)), \dots, 1/f_Y(Q_Y(g_{G_T})))'$ ; and  $*$  denotes entry-by-entry multiplication.

For a given  $\mathcal{G}_T$ , representation (29) yields the following choice of optimal weighting matrix,  $\boldsymbol{\kappa}^* = \mathbb{V}[\mathbf{f}^{-1} * \sqrt{T} F_{G_T}]^{-1}$ ; and this implies that the variance of the leading term of (29) under such choice is  $\mathbb{V}^* = (\partial Q'_{G_T} \boldsymbol{\kappa}_{G_T} \partial Q_{G_T})^{-1}$ . But, if we take the grid  $\mathcal{G}_T$  as  $\left\{ \frac{1}{G_T+1}, \frac{2}{G_T+1}, \dots, \frac{G_T}{G_T+1} \right\}$ , it follows from Lemma C.1. in Firpo et al. (2022) that:

$$\mathbb{V}^* = ((\partial Q_{G_T} * (\mathbf{1}'_d \otimes \mathbf{f}))' \Sigma_{G_T}^{-1} (\partial Q_{G_T} * (\mathbf{1}'_d \otimes \mathbf{f})))^{-1},$$

where

$$(\Sigma_{G_T}^{-1})_{g_i, g_j} = \mathbb{1}_{\{g_i = g_j\}} 2(G_T + 1) - (\mathbb{1}_{\{g_i = g_{j+1}\}} + \mathbb{1}_{\{g_i = g_{j-1}\}})(G_T + 1).$$

It then follows that, for  $d_1, d_2 \in \{1, 2, \dots, d\}$  :

<sup>3</sup>We omit these conditions for brevity, but we note that, using the notation in (28), since we assume  $\|\sqrt{T} Q_{G_T}\|_\infty = O_p(1)$  (implied by Assumption 6), it is crucial that  $\|\partial Q'_{G_T} \boldsymbol{\kappa}\|_\infty = O_p(1)$ , where  $\|\cdot\|_\infty$  is the operator norm induced by the vector norm. This condition can be shown to hold for the optimal choice of weights described below under some conditions. We also require a restriction on the growth rate of  $G_T$  so as to control the error of a mean-value expansion of increasing dimension.

$$\begin{aligned}
& (\mathbb{V}^{*-1})_{d_1, d_2} = \\
& (G_T + 1) \sum_{i=2}^{G_T} f_Y(Q_Y(g_i)) \partial_{d_1} Q_Y(g_i | \theta_0) [f_Y(Q_Y(g_i)) \partial_{d_2} Q_Y(g_i | \theta_0) - f_Y(Q_Y(g_{i-1})) \partial_{d_2} Q_Y(g_i | \theta_0)] \\
& - (G_T + 1) \sum_{i=1}^{G_T-1} f_Y(Q_Y(g_i)) \partial_{d_1} Q_Y(g_i | \theta_0) [f_Y(Q_Y(g_{i+1})) \partial_{d_2} Q_Y(g_i | \theta_0) - f_Y(Q_Y(g_i)) \partial_{d_2} Q_Y(g_i | \theta_0)] \\
& \quad + (G_T + 1) (f_Y(Q_Y(g_1)))^2 \partial_{d_1} Q_Y(g_1 | \theta_0) \partial_{d_2} Q_Y(g_1 | \theta_0) \\
& \quad + (G_T + 1) (f_Y(Q_Y(g_{G_T})))^2 \partial_{d_1} Q_Y(g_{G_T} | \theta_0) \partial_{d_2} Q_Y(g_{G_T} | \theta_0). \tag{30}
\end{aligned}$$

Assuming the tail condition:<sup>4</sup>

$$\lim_{u \rightarrow 0} \frac{(f_Y(Q_Y(u)))^2 \partial_{d_1} Q_Y(u | \theta_0) \partial_{d_2} Q_Y(u | \theta_0) + (f_Y(Q_Y(1-u)))^2 \partial_{d_1} Q_Y(1-u | \theta_0) \partial_{d_2} Q_Y(1-u | \theta_0)}{u} = 0, \tag{31}$$

leads to the last two terms of (30) being asymptotically negligible as  $T \rightarrow \infty$ . If we further assume the  $u \mapsto f_Y(Q_Y(u)) \partial_{d_1} Q_Y(u | \theta_0)$  are differentiable uniformly on  $(0, 1)$ , it follows from Riemann integration that:

$$\lim_{T \rightarrow \infty} (\mathbb{V}^{*-1})_{d_1, d_2} = \int_0^1 \frac{d[f_Y(Q_Y(v)) \partial_{d_1} Q_Y(v | \theta_0)]}{dv} \Big|_{v=u} \frac{d[f_Y(Q_Y(v)) \partial_{d_2} Q_Y(v | \theta_0)]}{dv} \Big|_{v=u} du.$$

But then, from the relation:

$$F_Y(Q_Y(u | \theta) | \theta) = u \implies f_Y(Q_Y(u | \theta)) \partial_d Q_Y(u | \theta) = -\partial_d F_Y(Q_Y(u | \theta) | \theta),$$

it follows, by exchanging the order of differentiation:

$$\begin{aligned}
\frac{d[f_Y(Q_Y(v)) \partial_{d_1} Q_Y(v | \theta_0)]}{dv} \Big|_{v=u} &= -\partial_d \left[ f_Y(Q_Y(u | \theta)) \cdot \frac{dQ_Y(v)}{dv} \Big|_{v=u} \right] \Big|_{\theta=\theta_0} = \\
&= -\partial_d f_Y(Q_Y(u | \theta_0)) \cdot \frac{1}{f_Y(Q_Y(u))},
\end{aligned}$$

and, using the quantile representation of a random variable, we conclude that:

$$\lim_{T \rightarrow \infty} (\mathbb{V}^{*-1})_{d_1, d_2} = (I(\theta_0))_{d_1, d_2},$$

where  $I(\theta) = \mathbb{E}[\nabla_{\theta} \log(f(Y|\theta)) \nabla_{\theta'} \log(f(Y|\theta))]$  is the Fisher information matrix. We have thus shown that, under the proposed grid and optimal weights, the asymptotic variance of the leading term of the first order representation (29) of estimator (27) converges to the inverse Fisher information. We summarise this point in the lemma below.

**Lemma 1.** *Consider the estimator (27). Assume that representation (29) holds. If, in addition, the tail condition (31) and the uniform differentiability condition in the text holds; then the variance of the leading term of representation (29) converges to the inverse Fisher information.*

<sup>4</sup>A similar tail condition is considered in a working paper version of [Firpo et al. \(2022\)](#).

How does the previous estimator relate to our L-moment estimator? Notice that, if the  $\{P_l\}_{l \in \mathbb{N}}$  form an orthonormal **basis** on  $L^2[0, 1]$ , then, for  $X \in L^2[0, 1]$ :

$$X(u) = \sum_{l=1}^{\infty} \left( \int_0^1 X(s)P_l(s)ds \right) P_l(u) .$$

Therefore, since  $\{Q_Y(\cdot|\theta) : \theta \in \Theta_0\} \subseteq L^2[0, 1]$ ,<sup>5</sup> we have:

$$\begin{aligned} & \sum_{i \in \mathcal{G}_T} \sum_{j \in \mathcal{G}_T} (\hat{Q}_Y(i) - Q_Y(i|\theta)) \kappa_{i,j}^* (\hat{Q}_Y(j) - Q_Y(j|\theta)) = \\ & \sum_{k=1}^{\infty} \sum_{l=1}^{\infty} \left[ \int_0^1 (\hat{Q}_Y(u) - Q_Y(u|\theta)) P_k(u) du \right] \tilde{\kappa}_{k,l} \left[ \int_0^1 (\hat{Q}_Y(u) - Q_Y(u|\theta)) P_l(u) du \right] =: \tilde{A}_T^\infty(\theta) , \end{aligned}$$

which shows that the optimal estimator we described is a generalised L-moment estimator which uses infinitely many L-moments and suitable weights  $\tilde{\kappa}_{k,l} = \sum_{i \in \mathcal{G}_T} \sum_{j \in \mathcal{G}_T} P_k(i) \kappa_{i,j}^* P_l(j)$ . Consider an alternative L-moment estimator that uses only the first  $R$  L-moments and weights  $\tilde{\kappa}_R = (\tilde{\kappa}_{i,j})_{i,j=1,\dots,R}$ . Denote the estimator by  $\check{\theta}_T$ , and its objective function by  $A_T^R(\theta)$ . It can be shown that, for an identifiable parametric family and  $\|\tilde{\kappa}\|_2 = O(1)$ ,  $\nabla_\theta A_T^R(\check{\theta}_T) = \nabla_\theta A_T^\infty(\check{\theta}_T) + o_{p^*}(T^{-1/2})$ . This shows that the estimator admits the same first order representation as (29); and from the previous lemma we know the variance of the leading term of this representation converges to  $I(\theta_0)^{-1}$ . It thus follows that  $\check{\theta}_T$  is asymptotically efficient.<sup>6</sup> But then, since the optimal weights (16) minimise the variance of the leading term in (26) (recall Remark 6), we conclude that they too must, asymptotically, yield a variance equal to  $I(\theta_0)^{-1}$ . This shows that the generalised L-moment estimator is efficient, in the sense that its asymptotic variance coincides with  $I(\theta_0)^{-1}$ .

We collect the discussion of this section in the corollary below:

**Corollary 3.** *Suppose the conditions of the previous lemma hold. Suppose the  $\{P_l\}_{l \in \mathbb{N}}$  constitute an orthonormal **basis**. Consider the estimator  $\check{\theta}_T$  defined in the main text. Suppose that Assumptions 1-8 and those of Corollary 2 hold with  $W^R = \Omega^R = \kappa_R$ . We then have that, for an identifiable parametric family:*

$$\lim_{T,R \rightarrow \infty} V_{T,R}^* = I(\theta_0)^{-1} ,$$

where  $V_{T,R}^*$  is the variance of the leading term of (26) under the optimal choice of weights, i.e.  $V_{T,R}^* = (\nabla_{\theta'} h^R(\theta_0)' \Omega_R^* \nabla_{\theta'} h^R(\theta_0))^{-1}$ , where  $\Omega_R^*$  is given by (16).

**Remark 8** (Related estimators). Similarly to (27), we can show that estimators based on minimising the objective functions:

<sup>5</sup>This is implied by Assumption 4.

<sup>6</sup>Let  $\Psi_T$  denote the variance of the leading term of representation (26) of the estimator  $\check{\theta}$ . By weak convergence (the last part of Corollary 2) and Fatou's lemma, it follows that  $\liminf_{T \rightarrow \infty} \xi' (\Psi_T^{-1/2} M_T \Psi_T^{-1/2} - \mathbb{I}_d) \xi \geq 0$  for any  $\xi \in \mathbb{R}^d$ , where  $\lim_T M_T = I(\theta_0)^{-1}$ . It then follows that  $\lim_{T \rightarrow \infty} \Psi_T = I(\theta_0)^{-1}$ , from which we conclude that  $\check{\theta}$  is asymptotically efficient.

$$\begin{aligned}
W^1(\theta) &:= \int_0^1 w(u)(\hat{Q}_Y(u) - Q_Y(u|\theta))^2 du, \\
W^2(\theta) &:= \int_0^1 \int_0^1 (\hat{Q}_Y(u) - Q_Y(u|\theta))w(u,v)(\hat{Q}_Y(v) - Q_Y(v|\theta))dvdu,
\end{aligned} \tag{32}$$

are also L-moment-based estimators which use infinitely many L-moments. A similar argument as the one in this section then shows that our generalised method of L-moments estimator under optimal weights will be at least as efficient as estimators based on minimising (32). However, given that we are able to control the number of L-moments used in estimation in finite samples, it is expected that our method will lead to nonasymptotic performance gains.

## APPENDIX H. DETAILS ON SELECTION METHODS

**H.1. Higher order expansion of the generalised L-moment estimator.** In this section, we derive a higher order expression for the L-moment estimator in Section 3. Our goal is to derive a representation of the estimator as follows:

$$\sqrt{T}(\hat{\theta}_T - \theta_0) = \Theta_1^T + \frac{\Theta_2^T}{\sqrt{T}} + \frac{\Theta_3^T}{T} + O_P(T^{-3/2}), \tag{33}$$

for tight sequences of random variables  $\Theta_1^T, \Theta_2^T, \Theta_3^T$ . Under uniform integrability conditions on  $\Theta_1^T, \Theta_2^T, \Theta_3^T$  and the remainder, representation (33) allows us to write:

$$\mathbb{E}[T(\hat{\theta}_T - \theta_0)(\hat{\theta}_T - \theta_0)'] = \mathbb{E} \left[ \left( \Theta_1^T + \frac{\Theta_2^T}{\sqrt{T}} + \frac{\Theta_3^T}{T} \right) \left( \Theta_1^T + \frac{\Theta_2^T}{\sqrt{T}} + \frac{\Theta_3^T}{T} \right)' \right] + O(T^{-3/2}), \tag{34}$$

which may be used as a basis for a method of selecting  $R$ , provided the expectation on the right-hand side is estimable.<sup>7</sup> The idea would be to choose  $R$  so as to minimise a linear combination of an estimator of the expectation on the right-hand side. Alternatively, if the goal is to estimate a scalar function of the true parameter,  $g(\theta_0)$ , one could use the higher-order expansion (33) to construct the higher-order MSE of the estimator  $g(\hat{\theta}_T)$ . We return to this point in a remark by the end of this section.

To derive representation (33) for the L-moment estimation, we assume, in addition to Assumptions 1-8 in the main text, the following conditions.

**Assumption 9.** *As  $T, R \rightarrow \infty$ ,  $\mathbb{P}[W_R^{-1}$  and  $\Omega_R^{-1}$  exist]  $\rightarrow 1$ . We also assume that, as  $T, R \rightarrow \infty$ ,  $W_R^{-1} = \Omega_R^{-1} + O_p(T^{-1/2})$ .*

**Assumption 10.**  *$Q_Y(u|\theta)$  is five times continuously differentiable on  $\mathcal{O}$ , for each  $u \in [\underline{p}, \bar{p}]$ . The partial derivatives of  $Q_Y(u|\theta)$  with respect to  $\theta$ , up to the fourth order, are square integrable*

<sup>7</sup>Even if the uniform integrability conditions that allow us to write (34) from (33) do not hold, we can posit that our goal is to minimise the MSE of the leading term in (33). This is the Nagar (1959) style approach of Rothenberg (1984) and Donald and Newey (2001). We return to this point later on.

on  $[\underline{p}, \bar{p}]$ , for each  $\theta \in \mathcal{O}$ . For each  $i, j, k, l, m \in \{1, 2, \dots, p\}$ , the partial derivatives satisfy  $\sup_{\theta \in \mathcal{O}} \sup_{u \in [\underline{p}, \bar{p}]} \left| \frac{\partial^5 Q_Y(u|\theta)}{\partial \theta_i \partial \theta_j \partial \theta_k \partial \theta_l \partial \theta_m} \right| < \infty$ .

In the next proposition, we use Assumptions 1-10 to provide a higher order expansion of the L-moment estimator. Our proof strategy mimics that used in Newey and Smith (2004) to derive a higher order expression for a GMM estimator with a fixed number of moments, but with additional care to take into account that  $R \rightarrow \infty$  and the L-moment structure in our setting.<sup>8</sup>

**Proposition 4.** *Suppose Assumptions 1-10 are satisfied. Then (33) holds for  $\hat{\beta} = \left( \hat{\theta}' \quad -h^R(\hat{\theta})' W^R \right)'$  with the objects as follows:*

$$\begin{aligned} \Theta_1^T &= -M_0^{-1} \sqrt{T} m(\beta_0), \\ \Theta_2^T &= M_0^{-1} \sqrt{T} (M - M_0) M_0^{-1} \sqrt{T} m(\beta_0) - \frac{M_0^{-1}}{2} \sum_j \left( M_0^{-1} \sqrt{T} m(\beta_0) \right)_j \partial_j M M_0^{-1} \sqrt{T} m(\beta_0), \\ \Theta_3^T &= -M_0^{-1} \sqrt{T} (M - M_0) M_0^{-1} \Theta_2^T - \frac{M_0^{-1}}{2} \sum_j (\Theta_1^T)_j \partial_j M \Theta_2^T - \frac{M_0^{-1}}{2} \sum_j (\Theta_2^T)_j \partial_j M \Theta_1^T + \\ &\quad + \frac{1}{6} \sum_{i,j} (M_0^{-1} \sqrt{T} m(\beta_0))_i (M_0^{-1} \sqrt{T} m(\beta_0))_j \partial_{i,j} M (M_0^{-1} \sqrt{T} m(\beta_0)). \end{aligned}$$

where  $M_0$  and  $m$  are defined in the proof of the theorem.

*Proof.* See Appendix H.4. □

The previous proposition yields a higher-order expansion of the L-moment estimator. Nonetheless, this expansion depends on two quantities whose moments may not be immediately computed: (i) the estimation error of the inverse of the weighting matrix,  $(W^R)^{-1} - (\Omega^R)^{-1}$ ; (ii) moments of the (recentered) L-moment vector,  $\sqrt{T} h^R(\theta_0)$ . We deal with each term separately.

With regards to the estimation error of the inverse, it is possible to derive an  $O_{P^*}(T^{-1})$  expansion of  $\sqrt{T}((W^R)^{-1} - (\Omega^R)^{-1})$ , which can then be plugged onto (33) to obtain an  $O_{P^*}(T^{-3/2})$  expansion in terms of quantities whose moments may be estimated. In particular, if  $(\Omega^R)^{-1}$  may be written as a function  $M^R(\theta_0)$  (e.g. the optimal weights under a Gaussian approximation) and  $(W^R)^{-1} = M^R(\tilde{\theta}_T)$  for a preliminary estimator with representation  $\sqrt{T}(\tilde{\theta}_T - \theta_0) = \Pi_T^1 + \frac{\Pi_T^2}{\sqrt{T}} + O_p(T^{-1})$  (e.g. the L-moment estimator with identity weights or the MLE estimator), then the result can be obtained under uniform differentiability conditions on  $M^R(\cdot)$ . We state these below:

**Lemma 2.** *Suppose  $(\Omega^R)^{-1} = M^R(\theta_0)$  and that we estimate it by  $(W^R)^{-1} = M^R(\tilde{\theta}_T)$ , where  $\tilde{\theta}_T$  is a preliminary estimator with representation  $\sqrt{T}(\tilde{\theta}_T - \theta_0) = \Pi_T^1 + \frac{\Pi_T^2}{\sqrt{T}} + O_p(T^{-1})$ . Suppose that the entries in  $M^R$  are three times continuously differentiable on  $\mathcal{O}$ . Let  $\partial_{s_1, \dots, s_k} M^R(\theta)$  be the  $R \times R$  matrix with entry  $(i, j)$  corresponding to the partial derivative  $\partial_{s_1, \dots, s_k} (M^R(\theta))_{i,j}$ . Suppose that*

<sup>8</sup>Donald et al. (2009) consider the higher order expansion of a GMM-type estimator with an increasing number of moment conditions, but their results hold for a special type of moment conditions, which inhibits direct application of their results to our L-moment setting.

$\sum_{i=1}^d \|\partial_i M^R(\theta_0)\|_2^2 = O(1)$ ,  $\sum_{i=1}^d \sum_{j=1}^d \|\partial_{i,j} M^R(\theta_0)\|_2^2 = O(1)$  and  $\sup_{\theta \in \mathcal{O}} \sum_{i=1}^d \sum_{j=1}^d \|\partial_{i,j} M^R(\theta)\|_2^2 = O(1)$ . Then the estimator satisfies:

$$\sqrt{T}((W^R)^{-1} - (\Omega^R)^{-1}) = \Xi_T^1 + \frac{\Xi_T^2}{\sqrt{T}} + O_p(T^{-1}),$$

where

$$\begin{aligned} \Xi_T^1 &= \sum_{i=1}^d \partial_i M^R(\theta_0) (\Pi_1^T)_i, \\ \Xi_T^2 &= \sum_{i=1}^d \partial_i M^R(\theta_0) (\Pi_2^T)_i + \sum_{i=1}^d \sum_{j=1}^d \partial_{ij} M^R(\theta_0) [(\Pi_1^T)_i (\Pi_1^T)_j]. \end{aligned}$$

*Proof.* The proof follows by performing a third order mean value expansion and using the assumptions to show the third derivative term is  $O_P(T^{-1})$ .  $\square$

As for computing moments of  $\sqrt{T}h^R(\theta_0)$ , one may be tempted to use the strong approximations considered in Section 3 to obtain estimates of these. Nonetheless, we argue this approximation may not be desirable: in particular, it would imply that there is no bias in the estimation of L-moments, whereas it is known that the latter constitutes a large part of the mean squared error of quantile estimators (Franguridi et al., 2022). To better formalise this notion, we follow Donald and Newey (2001), Donald et al. (2009) and Okui (2009) in defining a Nagar (1959) style approximation to the MSE  $M_T := \mathbb{E} \left[ \left( \Theta_1^T + \frac{\Theta_2^T}{\sqrt{T}} + \frac{\Theta_3^T}{T} \right) \left( \Theta_1^T + \frac{\Theta_2^T}{\sqrt{T}} + \frac{\Theta_3^T}{T} \right)' \right]$  as the sum  $\hat{V}_T + \hat{H}_T$ , where  $\hat{V}_T$  is the first-order variance of the estimator,  $\hat{H}_T$  are higher-order terms, and the approximation errors  $\hat{E}_T := M_T - (\hat{V}_T + \hat{H}_T)$  and  $F_T := T(\hat{\theta}_T - \theta_0)(\hat{\theta} - \theta_0) - \left( \Theta_1^T + \frac{\Theta_2^T}{\sqrt{T}} + \frac{\Theta_3^T}{T} \right) \left( \Theta_1^T + \frac{\Theta_2^T}{\sqrt{T}} + \frac{\Theta_3^T}{T} \right)'$  satisfy

$$\frac{\|\hat{E}_T + F_T\|_2}{\|\hat{H}_T\|_2} = o_p(1). \quad (35)$$

Clearly, the Gaussian approximation to the moments of  $\sqrt{T}h^R(\theta_0)$  is not “Nagar”, as quantile estimators are generally second-order biased.

In a fully parametric setting and when the data is iid, we may use a parametric bootstrap approach to directly estimate  $M_T$ . Indeed, given a preliminary estimator  $\tilde{\theta}$  of  $\theta_0$ , we may draw random samples with  $T$  observations from  $F_{\tilde{\theta}}$  and use these to simulate  $\sqrt{T}h^R(\theta_0)$ , which can then be used to approximate  $\Theta_1$ ,  $\Theta_2$  and  $\Theta_3$ . One then averages the simulated quadratic form over simulations to estimate  $M_T$ . Differently from a Gaussian approximation, this approach immediately incorporates higher-order biases, as the simulated approximation to  $\sqrt{T}h^R(\theta_0)$  will generally have non-zero mean. Importantly, however, such approach is limited to the iid setting (or, more generally, settings where the sampling mechanism is known). It is not immediately extended to

semiparametric settings either, as in these cases the distribution of the data is not fully specified.<sup>9</sup> Given these limitations, it is important to consider alternative approaches to approximating moments of  $\sqrt{T}h^R(\theta_0)$ .

To circumvent the limitations in the previous paragraph, one could follow the approach used in the weighting matrix and try to find an  $O_p(T^{-3/2})$  expansion of  $\sqrt{T}h^R(\theta_0)$  in terms of estimable terms, which could then be plugged onto (33) to obtain a “feasible”  $O_p(T^{-3/2})$  expansion. Higher-order expansions of quantile estimators have long been hindered by the “non-smoothness” of the estimation procedure. Recently, Franguridi et al. (2022) have been able to solve this problem by casting quantile estimation as a particular case of quantile regression (Koenker and Bassett, 1978) and relying on empirical process machinery. However, their approach entails a higher-order expansion only up to order  $O_p(T^{-3/4})$ . If one wishes to compute additional higher-order terms, one could alternatively use the results in Lee et al. (2017, 2018), who rely on Phillips (1991)’s heuristic – whereby a nonsmooth estimator is assumed to satisfy a first-order condition in terms of a (nonsmooth) subgradient, which then allows a Taylor expansion in terms of the Dirac delta function –, to obtain higher-order expansions of quantile estimators. However, as pointed out by Franguridi et al. (2022), Phillips’s heuristic does not account for  $O_p(T^{-1/2})$  terms stemming from the nonunicity of quantile estimators, and these terms can have nonnegligible effects on the higher-order bias of the estimator.

**Remark 9** (Higher-order expansions for other scalar quantities). Suppose we want to estimate a scalar function  $g_T(\theta_0)$  of the true parameter, where we allow the function to vary with sample size. Suppose each  $g_t$ ,  $t \in \mathbb{N}$ , is four times continuously differentiable; and define the rate  $\sup_{\theta \in \Theta} \sum_{i=1}^p \sum_{j=1}^p \|\partial_{i,j} \nabla_{\theta\theta'} g_t(\theta)\|_2 = O(\xi_T)$ . A fourth order mean-value expansion then yields:

$$\begin{aligned} \sqrt{T}(g_T(\hat{\theta}_T) - g_T(\theta_0)) &= \nabla_{\theta'} g_T(\theta_0) \sqrt{T}(\hat{\theta}_T - \theta_0) + \sqrt{T}(\hat{\theta}_T - \theta_0)' \nabla_{\theta\theta'} g_T(\theta_0) (\hat{\theta}_T - \theta_0) + \\ &\quad \sum_{i=1}^p \sqrt{T}(\hat{\theta}_{i,T} - \theta_{i,0})(\hat{\theta}_T - \theta_0) \partial_i \nabla_{\theta\theta'} g_T(\theta_0) (\hat{\theta}_T - \theta_0) + \\ &\quad \sum_{i=1}^p \sum_{j=1}^p \sqrt{T}(\hat{\theta}_{i,T} - \theta_{i,0})(\hat{\theta}_{j,T} - \theta_{j,0})(\hat{\theta}_T - \theta_0) \partial_{ij} \nabla_{\theta\theta'} g_T(\tilde{\theta}_T) (\hat{\theta}_T - \theta_0), \end{aligned} \tag{36}$$

where  $\tilde{\theta}_T$  lies in the line segment between  $\theta_0$  and  $\hat{\theta}_T$ . Under uniform integrability of  $\sqrt{T}(\hat{\theta}_T - \theta_0)$ , it follows that:

$$\begin{aligned} \mathbb{E}[T(g_T(\hat{\theta}_T) - g_T(\theta_0))^2] &= \mathbb{E} \left[ \left( \nabla_{\theta'} g_T(\theta_0) \sqrt{T}(\hat{\theta}_T - \theta_0) + \sqrt{T}(\hat{\theta}_T - \theta_0)' \nabla_{\theta\theta'} g_T(\theta_0) (\hat{\theta}_T - \theta_0) + \right. \right. \\ &\quad \left. \left. \sum_{i=1}^p \sqrt{T}(\hat{\theta}_{i,T} - \theta_{i,0})(\hat{\theta}_T - \theta_0) \partial_i \nabla_{\theta\theta'} g_T(\theta_0) (\hat{\theta}_T - \theta_0) \right)^2 \right] + O((\psi_T) \vee (\xi_T T^{-3/2})), \end{aligned}$$

<sup>9</sup>See Appendix J.1 and Alvarez and Biderman (2024) for extensions of the L-moment approach to semiparametric settings.

where  $\psi_T$  is the order of the sum of the first three terms in the mean-value expansion (36). We can then plug (34) on the above to obtain an expansion in terms of estimable terms. Useful sequences of  $g_T$  would be  $g_T(\theta) = Q_Y(u_T|\theta)$  (in quantile estimation) or  $g_T(\theta) = F_\theta(p_T)$  (in probability estimation).

**H.2. A Lasso-based alternative.** In this section, we briefly review the selection method proposed by Luo et al. (2015) in the GMM context. As discussed in the introduction, our  $R$ -moments estimator can be seen as combining the  $R$  moments used in estimation into  $d$  linear restrictions via the mapping:

$$\hat{A}_R h_R(\hat{\theta}) = 0, \quad (37)$$

where the combination matrix is estimated as:

$$\hat{A}_R = \nabla_{\theta'} h^R(\hat{\theta})' W^R. \quad (38)$$

The poor behaviour of the L-moment estimator with large  $R$  may be partly attributed to the estimation of (38). Indeed, we note that the term  $\Theta_T^2/\sqrt{T}$  in the higher order expansion of (4) is closely related to the estimation error of  $\Omega^R$  and  $\nabla_{\theta'} h_R(\theta_0)$ ; and correlation of these errors with  $h^R(\hat{\theta})$  affects the bias due to this term. Suppose  $\Xi = (W^R)^{-1}$  exists (as in an estimator of the optimal weighting matrix). Instead of estimating  $A_R = \nabla_{\theta'} h^R(\theta_0)' \Omega^R$  by  $\hat{A}_R$ , Luo et al. (2015) propose to estimate the  $j$ -th row of  $A_l$  as (adapting their program to our context):

$$\tilde{\lambda}_j \in \operatorname{argmin}_{\lambda \in \mathbb{R}^R} \frac{1}{2} \lambda' \Xi \lambda - \lambda' \nabla_{\theta'} h^R(\tilde{\theta}) e_j + \frac{k}{T} \sum_{l=1}^R \nu_l^j \cdot |\lambda_l|, \quad (39)$$

for penalties  $k \geq 0, \nu_l^j \geq 0, l = 1, \dots, R$ ; and where  $\tilde{\theta}$  is a preliminary estimator and  $e_j$  is a  $d \times 1$  vector with one in the  $j$ -th entry and zero elsewhere. Observe that, when the penalties are set to zero, the solution is  $\hat{\lambda}_j = \Xi^{-1} \nabla_{\theta'} h^R(\tilde{\theta}) e_j$ , which coincides with the  $j$ -th row of  $\hat{A}_R$ . In general, however, the penalties will induce sparsity on the estimated rows, so only a few entries are selected. Importantly, (39) can be efficiently estimated by quadratic programming algorithms.<sup>10</sup> The problem is also well-defined even if  $\Xi$ , but not  $\Xi^{-1}$ , exists.

Once the  $d$  rows of  $A_R$  are estimated, we can stack them onto  $\tilde{A}_R = [\hat{\lambda}_1 \quad \hat{\lambda}_2 \quad \dots \quad \hat{\lambda}_d]'$  and estimate  $\theta_0$  by solving:

$$\tilde{A}_R h^R(\check{\theta}) = 0. \quad (40)$$

Alternatively, we may adopt a ‘‘post-Lasso’’ procedure, which is known to reduce regularisation bias (Belloni et al., 2012). In our setting, this amounts to running our two-step L-moment estimator using as targets those moments selected by matrix  $\tilde{A}_R$ , i.e. we use the moments given by the indices  $\mathcal{I}_S = \{l \in \{1, 2, \dots, R\} : \hat{\lambda}_{lj} = 0 \text{ for some } j = 1 \dots d\}$ .

In their paper, Luo et al. (2015) provide theoretical guarantees that, in the GMM context with iid data, if  $\Xi$  is the inverse of the optimal weighting matrix and the true combination matrix  $A_R$

<sup>10</sup>For example, the `quadprog` package in R (Turlach and Weingessel, 2011).



is *approximately sparse* – in the sense that it is well approximated by a sparse matrix at a rate –, then the estimator based on (40) is asymptotically efficient under some additional conditions and as  $T, R \rightarrow \infty$ . Their result can be adapted to our L-moment context – an extension we pursue in Supplemental Appendix Appendix I. In what follows, we contrast the Lasso approach with the higher-order MSE method in a Monte Carlo exercise.

**H.3. Monte Carlo Exercise.** We return to the Monte Carlo exercise in Section 3. We consider the behaviour of four estimators: (i) the L-moment estimator with identity weights and  $R = d$  (**FS**); (ii) the two-step generalised L-moment estimator with  $R$  selected in order to minimise the approximate RMSE of the quantile one wishes to estimate (**TS RMSE**); (iii) the generalised L-moment estimator with optimal weights and Lasso selection (**TS Lasso**); and (iv) the post-Lasso estimator that runs the two-step generalised estimator using only the moments selected in the Lasso procedure (**TS Post-Lasso**). For conciseness, we only consider estimators based on the “càglàd” L-moment estimator (3). As in Section 3 of the main text, we compare the root-mean-squared error (RMSE) of each approach with that obtained from a MLE plug-in.

A few details with regards to the methods used are in order. First, in method (ii), the approximate RMSE of the target quantile is computed using a parametric bootstrap and the expansion in Remark 9, **up to second order**. We do so by considering a third order mean-value expansion of the target quantile (i.e. we discard the third order terms in (36)), and by working with the expansion (33) of the L-moment estimator up to order  $T^{-1}$ . We discard third-order terms from the expansion for computational reasons – doing so allows us to compute the required derivatives automatically using efficient automatic differentiation algorithms.<sup>11</sup> As can be seen from the formulae in Remark 9, if  $\hat{\theta} - \theta_0$  is (approximately) symmetrically distributed, then dropping third order terms should not affect the bias term that composes the MSE estimate, though it could change the estimated RMSE by changing higher-order variance-related terms. In such settings, one would thus expect the RMSE formula that ignores third order terms to skew selection towards lower bias-inducing choices of  $R$ . Given the nonlinear nature of the problem, one expects such choices to lead to smaller values of  $R$  than including further higher-order terms would. In future research, it would be interesting to assess whether there are gains in including third-order terms in the estimated higher-order MSE. We run our selection approach with  $R$  ranging from  $d$  to  $T \wedge 100$ .

As for the Lasso-based approaches, we follow the recommendations in Belloni et al. (2012) and Luo et al. (2015) when setting the penalty  $k$  and the moment-specific loadings  $v_l^j$ . Specifically the penalty  $k$  follows the rule in Luo et al. (2015). In setting the penalty-specific loading, we observe that Assumption 13 in Appendix I requires that, for each program  $j = 1 \dots d$  and variable  $l = 1, \dots R$ , the penalty  $v_l^j k / T$  dominate, with high probability, the derivative with respect to the  $l$ -th variable in the optimisation, evaluated at the target sparse approximation. Following Luo et al. (2015), we ensure this by setting  $v_l^j$  equal to an estimate of an upper bound to the standard error of the gradient. We estimate this bound by using the Delta-method to compute

<sup>11</sup>Specifically, we use R package `autodiffr`, which serves as a wrapper to Julia routines that compute Jacobians and Hessians efficiently using automatic differentiation.

an approximate variance to the gradient. Our penalty is “coarse”, in the sense that we do not refine the upper bound by using the results of a previous Lasso estimator and then iterating this formula. Given the findings in [Belloni et al. \(2012\)](#) and [Luo et al. \(2015\)](#), one would expect that such refinements would lead to less stringent regularisation, though we leave the design of a proper refinement algorithm for future research. Importantly, for each program  $j$ , we modify the loadings  $v_l^j$  to be equal to zero for  $l = 1, 2, \dots, d$ , i.e. we do not regularise the first  $d$  L-moments, so they are effectively “always included” in the second step estimation.

Tables 5 and 6 replicate the results from Tables 3 and 4 in the main text, but including the TS Lasso procedure. We note that the TS Lasso tends to perform poorly. This is due to the large regularisation bias imparted by the “coarse” penalty, which tends to dominate the RMSE. The Post-Lasso approach is able to attenuate such bias and produce estimators with desirable properties; still, in smaller samples, the relative performance of this approach vis-à-vis TS RMSE can be unfavourable.

TABLE 5. GEV : relative RMSE under different selection procedures

	$T = 50$				$T = 100$				$T = 500$			
	$\tau = 0.5$	$\tau = 0.9$	$\tau = 0.99$	$\tau = 0.999$	$\tau = 0.5$	$\tau = 0.9$	$\tau = 0.99$	$\tau = 0.999$	$\tau = 0.5$	$\tau = 0.9$	$\tau = 0.99$	$\tau = 0.999$
FS	1.020 (3)	0.957 (3)	0.787 (3)	0.657 (3)	1.033 (3)	0.982 (3)	0.949 (3)	0.963 (3)	1.031 (3)	1.004 (3)	1.076 (3)	1.114 (3)
TS RMSE	1.003 (16.64)	0.964 (3.67)	0.775 (3.34)	0.635 (3.48)	1.008 (32.79)	0.985 (3.93)	0.921 (3.99)	0.875 (4.35)	1.004 (20.16)	1.000 (35.38)	1.007 (41.63)	1.006 (44.58)
TS Lasso	4.388 (7.95)	1.657 (7.95)	3.445 (7.95)	> 10 (7.95)	7.957 (9.25)	2.878 (9.25)	1.851 (9.25)	2.963 (9.25)	> 10 (9.94)	3.810 (9.94)	2.188 (9.94)	3.526 (9.94)
TS Post-Lasso	1.012 (7.95)	0.975 (7.95)	0.837 (7.95)	0.708 (7.95)	1.016 (9.25)	0.989 (9.25)	0.928 (9.25)	0.877 (9.25)	1.008 (9.94)	1.000 (9.94)	1.009 (9.94)	1.007 (9.94)

TABLE 6. GPD : relative RMSE under different selection procedures

	$T = 50$				$T = 100$				$T = 500$			
	$\tau = 0.5$	$\tau = 0.9$	$\tau = 0.99$	$\tau = 0.999$	$\tau = 0.5$	$\tau = 0.9$	$\tau = 0.99$	$\tau = 0.999$	$\tau = 0.5$	$\tau = 0.9$	$\tau = 0.99$	$\tau = 0.999$
FS	0.990 (2)	0.974 (2)	0.800 (2)	0.609 (2)	0.994 (2)	0.990 (2)	0.920 (2)	0.889 (2)	1.004 (2)	1.003 (2)	0.983 (2)	0.977 (2)
TS RMSE	0.964 (2.85)	0.997 (4.34)	0.807 (2.62)	0.631 (2.94)	1.001 (73.38)	0.994 (5.96)	0.959 (99.2)	0.919 (99.32)	0.997 (99.03)	0.998 (98.63)	0.980 (99.54)	0.969 (99.54)
TS Lasso	> 10 (3.61)	> 10 (3.61)	> 10 (3.61)	> 10 (3.61)	> 10 (3.86)	> 10 (3.86)	> 10 (3.86)	> 10 (3.86)	> 10 (4.22)	> 10 (4.22)	> 10 (4.22)	> 10 (4.22)
TS Post-Lasso	0.996 (3.61)	0.995 (3.61)	0.864 (3.61)	0.689 (3.61)	1.000 (3.86)	1.002 (3.86)	0.966 (3.86)	0.956 (3.86)	0.997 (4.22)	1.000 (4.22)	0.987 (4.22)	0.982 (4.22)

#### H.4. Proof of Proposition 4.

*Proof.* On  $\hat{\theta}_T \in \mathcal{O}$  and existence of  $(W^R)^{-1}$  and  $(\Omega^R)^{-1}$ , the estimator satisfies the following first order condition:

$$\nabla_{\theta'} h^R(\hat{\theta})' W^R h^R(\hat{\theta}) = 0,$$

which may be written as ([Newey and Smith, 2004](#)):

$$\begin{pmatrix} -\nabla_{\theta'} h^R(\hat{\theta})' \hat{\lambda} \\ -h^R(\hat{\theta}) - (W^R)^{-1} \hat{\lambda} \end{pmatrix} = 0,$$

where, by Proposition 2,  $\hat{\theta} - \theta_0 = O_p(T^{-1/2})$  and:

$$\|\hat{\lambda}\|_2 \leq \|W^R\|_2 \|(\hat{Q}_Y(\cdot) - Q_Y(\cdot|\hat{\theta})) \mathbb{1}_{[p,\bar{p}]}\|_{L^2[0,1]},$$

implying that  $\|\hat{\lambda}\|_2 = O_p(T^{-1/2})$ .

Put  $\beta := (\theta', \lambda)'$ . Let:

$$m(\beta) := \begin{pmatrix} -\nabla_{\theta'} h^R(\theta)' \lambda \\ -h^R(\theta) - (W^R)^{-1} \lambda \end{pmatrix}.$$

The estimator solves  $m(\hat{\beta}) = 0$ . Let  $\lambda_0 := 0_{R \times 1}$  and  $\beta_0 := (\theta'_0, \lambda'_0)'$ . On  $\hat{\theta}_T \in \mathcal{O}$  and existence of  $(W^R)^{-1}$  and  $(\Omega^R)^{-1}$ , a fourth order mean-value expansion of  $\hat{\beta}$  around  $\beta_0$  yields:

$$\begin{aligned} 0 = m(\hat{\beta}) &= m(\beta_0) + M(\hat{\beta} - \beta_0) + \frac{1}{2} \sum_j (\hat{\beta}_j - \beta_{j0}) \partial_j M(\hat{\beta} - \beta_0) + \\ &+ \frac{1}{6} \sum_{i,j} (\hat{\beta}_i - \beta_{i0})(\hat{\beta}_j - \beta_{j0}) \partial_{i,j} M(\hat{\beta} - \beta_0) + \frac{1}{24} \sum_{g,i,j} (\hat{\beta}_g - \beta_{g0})(\hat{\beta}_i - \beta_{i0})(\hat{\beta}_j - \beta_{j0}) \widetilde{\partial_{g,i,j} M}(\hat{\beta} - \beta_0), \end{aligned}$$

where  $M = \nabla_{\beta'} m(\beta_0)$  and  $\partial_j M$  is the  $(d+R) \times (d+R)$  matrix with entry  $(l, k)$  equal to  $\frac{\partial m^l(\beta_0)}{\partial \beta_j \partial \beta_k}$ . Similarly,  $\partial_{i,j} M$  is a  $(d+R) \times (d+R)$  matrix with entry  $(l, k)$  equal to  $\frac{\partial m^l(\theta_0)}{\partial \beta_i \beta_j \partial \beta_k}$ ; and  $\widetilde{\partial_{g,i,j} M}$  is a  $(d+R) \times (d+R)$  matrix with the fourth order partial derivatives evaluated at  $u$ -specific  $\tilde{\theta}(u)$  in the line segment between  $\hat{\theta}_0$  and  $\hat{\theta}$ .

Next, we observe that:

$$M = \begin{pmatrix} 0 & -\nabla_{\theta'} h^R(\theta_0)' \\ -\nabla_{\theta'} h^R(\theta_0) & -(W^R)^{-1} \end{pmatrix}.$$

Letting:

$$M_0 := \begin{pmatrix} 0 & -\nabla_{\theta'} h^R(\theta_0)' \\ -\nabla_{\theta'} h^R(\theta_0) & -(\Omega^R)^{-1} \end{pmatrix}.$$

Then by Assumption 9,  $\|M - M_0\|_2 = O_p(T^{-1/2})$ . Moreover, note that:

$$M_0^{-1} = \begin{pmatrix} \Omega_R^* & -\Omega_R^* \nabla_{\theta'} h^R(\theta_0)' \Omega_R \\ -\Omega_R \nabla_{\theta'} h^R(\theta_0) \Omega_R^* & -\Omega_R + \Omega_R \nabla_{\theta'} h^R(\theta_0) \Omega_R^* \nabla_{\theta'} h^R(\theta_0)' \Omega_R \end{pmatrix},$$

where  $\Omega_R^* = (\nabla_{\theta'} h^R(\theta_0)' \Omega_R \nabla_{\theta'} h^R(\theta_0))^{-1}$ , which exists by Assumption 8. Rearranging, we have:

$$\begin{aligned}
(\hat{\beta} - \beta_0) &= -M_0^{-1}m(\beta_0) - M_0^{-1}(M - M_0)(\hat{\beta} - \beta_0) - \frac{M_0^{-1}}{2} \sum_j (\hat{\beta}_j - \beta_{j0}) \partial_j M(\hat{\beta} - \beta_0) - \\
&\quad - \frac{M_0^{-1}}{6} \sum_{i,j} (\hat{\beta}_i - \beta_{i0})(\hat{\beta}_j - \beta_{j0}) \partial_{i,j} M(\hat{\beta} - \beta_0) - \\
&\quad - \frac{M_0^{-1}}{24} \sum_{g,i,j} (\hat{\beta}_g - \beta_{g0})(\hat{\beta}_i - \beta_{i0})(\hat{\beta}_j - \beta_{j0}) \partial_{g,i,j} M(\hat{\beta} - \beta_0) - \\
&\quad - \frac{M_0^{-1}}{24} \sum_{g,i,j} (\hat{\beta}_g - \beta_{g0})(\hat{\beta}_i - \beta_{i0})(\hat{\beta}_j - \beta_{j0}) \left[ \widetilde{\partial_{g,i,j} M} - \partial_{g,i,j} M \right] (\hat{\beta} - \beta_0).
\end{aligned} \tag{41}$$

Our first goal is to show that, on  $\hat{\theta}_T \in \mathcal{O}$  and existence of  $(W^R)^{-1}$  and  $(\Omega^R)^{-1}$ ,  $(\hat{\beta} - \beta_0) = -M_0^{-1}m(\beta_0) + O_p(T^{-1})$ . We split the proof in several steps. First, note that  $\|M_0^{-1}\|_2 = O(1)$ . Indeed, for a block-matrix, it follows by the properties of the operator norm that:

$$\left\| \begin{bmatrix} A & B \\ C & D \end{bmatrix} \right\|_2 \leq \|A\|_2 + \|B\|_2 + \|C\|_2 + \|D\|_2.$$

Then, since  $\|\Omega_R^*\|_2 = O(1)$  (Assumption 8),  $\Omega_R = O(1)$  (Assumption 3),  $\|\nabla_{\theta'} h^R(\theta_0)\|_2^2 \leq \text{tr}(\nabla_{\theta'} h^R(\theta_0)' \nabla_{\theta'} h^R(\theta_0)) \leq \sum_{s=1}^p \int_{\underline{p}}^{\bar{p}} |\partial_{\theta_s} Q_Y(u|\theta_0)|^2 du < \infty$  (Assumption 5), it follows that  $\|M_0^{-1}\|_2 = O(1)$ .

Next, we claim that, except for the first term, all terms on the right-hand side of (41) are  $O_p(T^{-1})$ . Clearly,  $\|(M - M_0)(\hat{\beta} - \beta_0)\| = O_p(T^{-1})$ . As for the third term, one needs to characterize  $\partial_j M$ . For  $j \leq d$ , we get:

$$\partial_j M = \begin{pmatrix} 0 & -\partial_j \nabla_{\theta'} h^R(\theta_0)' \\ -\partial_j \nabla_{\theta'} h^R(\theta_0) & 0 \end{pmatrix},$$

whereas, for  $j \geq d+1$ :

$$\partial_j M = \begin{pmatrix} -\nabla_{\theta\theta'} h_{j-d}(\theta_0) & 0 \\ 0 & 0 \end{pmatrix}.$$

This implies that:

$$\begin{aligned}
&\left\| \sum_j (\hat{\beta}_j - \beta_{j0}) \partial_j M(\hat{\beta} - \beta_0) \right\|_2 \leq \\
&\leq \|\hat{\beta} - \beta_0\|_2 \cdot \sum_{j=1}^{d+R} |\hat{\beta}_j - \beta_{j0}| \cdot \|\partial_j M_j\|_2 \leq \|\hat{\beta} - \beta_0\|_2^2 \sqrt{\sum_{j=1}^{d+R} \|\partial_j M_j\|_2^2} = O_p(T^{-1}),
\end{aligned}$$

where we used that  $\sum_{j=1}^{p+R} \|\partial_j M_j\|_2^2 = O(1)$ , which follows from Bessel's inequality and Assumption 10.

Next, we characterize  $\partial_{ij} M$ . For  $1 \leq i, j \leq d$ :

$$\partial_{ij}M = \begin{pmatrix} 0 & -\partial_{ij}\nabla_{\theta'}h^R(\theta_0)' \\ -\partial_{ij}\nabla_{\theta'}h^R(\theta_0) & 0 \end{pmatrix},$$

whilst, for  $i \leq d$  and  $j \geq d + 1$ :

$$\partial_{ij}M = \begin{pmatrix} -\partial_i\nabla_{\theta\theta'}h_{j-d}(\theta_0) & 0 \\ 0 & 0 \end{pmatrix}$$

and, finally, for  $i, j \geq d + 1$ :

$$\partial_{ij}M = \begin{pmatrix} 0 & 0 \\ 0 & 0 \end{pmatrix},$$

which, when using Bessel's inequality and Assumption 9, implies that:

$$\left\| \sum_{i,j} (\hat{\beta}_i - \beta_{i0})(\hat{\beta}_j - \beta_{j0}) \partial_{i,j}M(\hat{\beta} - \beta_0) \right\|_2 \leq \|\hat{\beta} - \beta_0\|_2^3 \cdot \sqrt{\sum_{i,j} \|\partial_{i,j}M\|_2^2} = O_p(T^{-3/2}).$$

By a similar argument, we can show that the fifth term, which involves fourth order derivatives, is  $O_p(T^{-2})$ . Finally, we can use the last part of Assumption 10 in a similar way as in the proof of Proposition 2 to show that the last term is  $O_p(T^{-2})$ .

Next, using the  $O_p(T^{-1})$  representation of  $\hat{\beta} - \beta_0$ , we get that, on  $\hat{\theta}_T \in \mathcal{O}$  and existence of  $(W^R)^{-1}$  and  $(\Omega^R)^{-1}$ :

$$\hat{\beta} - \beta_0 = -M_0^{-1}m(\beta_0) + M_0^{-1}(M - M_0)M_0^{-1}m(\beta_0) - \frac{M_0^{-1}}{2} \sum_j (M_0^{-1}m(\beta_0))_j \partial_j M M_0^{-1}m(\beta_0) + O_p(T^{-3/2}).$$

Plugging this expression back onto (41) and disconsidering terms that are  $O_p(T^{-2})$  allows us to define  $\Theta_1^T$ ,  $\Theta_2^T$  and  $\Theta_3^T$  as in (33). To conclude, we must show that focusing on the event that the inverse exists and  $\hat{\theta}_T \in \mathcal{O}$  does not change the rates we have obtained. In particular, note that we have already shown that:

$$\sqrt{T}(\hat{\theta} - \theta_0) = \mathbb{1}_{I_T} \left[ \Theta_1^T + \frac{\Theta_2^T}{\sqrt{T}} + \frac{\Theta_3^T}{T} + O_{P^*}(T^{-3/2}) \right] + \mathbb{1}_{I_T^c} \sqrt{T}(\hat{\theta}_T - \theta_0),$$

where  $I_T$  is the event that  $\hat{\theta}_T \in \mathcal{O}$  and that  $(W^R)^{-1}$  and  $(\Omega^R)^{-1}$  exist. By Assumption 9 and  $\theta_0 \in \mathcal{O}$ , we know that  $\mathbb{1}_{I_T} \xrightarrow{P} 1$  and  $\mathbb{1}_{I_T^c} \sqrt{T}(\hat{\theta}_T - \theta_0) = o_p(1)$ .<sup>12</sup> To show the rates derived from (41) are not affected, we show that  $\mathbb{1}_{I_T^c} = o_p(T^{-3/2})$ . Indeed, fix  $\epsilon > 0$  and note that there exists  $T^* \in \mathbb{N}$  such that, for  $T \geq T^*$ :

$$T^{3/2} \mathbb{1}_{I_T^c} > \epsilon \iff \mathbb{1}_{I_T^c} = 1,$$

but  $\mathbb{P}[I_T^c] \rightarrow 0$ , which proves the desired result. Using that  $\mathbb{1}_{I_T^c} = o_p(T^{-3/2})$ , we can write

<sup>12</sup>In a similar vein, we have implicitly used that  $\mathbb{1}_{\hat{\theta}_T \in \mathcal{O}} \xrightarrow{P} 1$  and  $\mathbb{1}_{\hat{\theta}_T \notin \mathcal{O}} \sqrt{T}(\hat{\theta}_T - \theta_0) = o_p(1)$  in the proof of the linear representation of Proposition 2.

$$\begin{aligned} \sqrt{T}(\hat{\theta} - \theta_0) &= \Theta_1^T + \frac{\Theta_2^T}{\sqrt{T}} + \frac{\Theta_3^T}{T} + O_{P^*}(T^{-3/2}) + \\ \mathbb{1}_{I_T^c} \sqrt{T}(\hat{\theta}_T - \theta_0) - \mathbb{1}_{I_T^c} \left[ \Theta_1^T + \frac{\Theta_2^T}{\sqrt{T}} + \frac{\Theta_3^T}{T} + O_{P^*}(T^{-3/2}) \right] &= \Theta_1^T + \frac{\Theta_2^T}{\sqrt{T}} + \frac{\Theta_3^T}{T} + O_{P^*}(T^{-3/2}), \end{aligned}$$

which proves the result.  $\square$

## APPENDIX I. CONDITIONS FOR VALIDITY OF LASSO APPROACH

This appendix presents sufficient conditions for the validity of the Lasso approach described in the main text. We adapt the conditions in [Luo et al. \(2015\)](#) to our setting. In addition to the assumptions in the main text, we require sparse eigenvalue conditions that enable invertibility (and bounded spectral norm) of “small” submatrices of  $\Xi$ ; and approximate sparsity of the combination matrix  $A_R$ . We state these assumptions below. In what follows, define, for  $v \in \mathbb{R}^n$ ,  $\|v\|_0 := \#\{j : v_j \neq 0\}$ .

**Assumption 11** (Approximate sparsity of combination matrix). *For  $j = 1, \dots, d$ , let  $\lambda_j^* := A_R' e_j$ . We assume that, for each  $j$ , there exist constants  $K_j^l, K_j^u$  and a sequence of vectors  $\bar{\lambda}_d \in \mathbb{R}^R$  such that, as  $T, R \rightarrow \infty$ :*

- (1)  $\|\bar{\lambda}_j\|_0 = s_T$
- (2)  $\|\bar{A}_R - A_R\|_2 = o(1)$ , where  $\bar{A}_R = [\bar{\lambda}_1 \quad \bar{\lambda}_2^* \quad \dots \quad \bar{\lambda}_d^*]'$ .

**Assumption 12** (Sparse eigenvalue and spectral norm condition). *Let:*

$$\begin{aligned} \kappa(s, \Xi) &= \min_{\delta \in \mathbb{R}^R : \|\delta\|_0 \leq s, \|\delta\|_2 = 1} \delta' \Xi \delta, \\ \phi(s, \Xi) &= \max_{\delta \in \mathbb{R}^R : \|\delta\|_0 \leq s, \|\delta\|_2 = 1} \delta' \Xi \delta. \end{aligned}$$

We assume there exist constants  $0 < \kappa_1 \leq \kappa_2$  such that:

$$\lim_{T, R \rightarrow \infty} \mathbb{P}[\kappa_1 \leq \kappa(s_T \log(T), \Xi) \leq \phi(s_T \log(T), \Xi) \leq \kappa_2] = 1.$$

The last assumption restricts the penalties  $k$  and  $\nu_i^j$ ,  $i = 1, \dots, R$ ,  $j = 1, \dots, d$ . In particular, we require these penalties to be sufficiently harsh so as to dominate the gradient  $\hat{S}_j(\lambda) = \Xi \lambda - \nabla_{\theta'} h^R(\hat{\theta}) e_j$  of the unpenalised objective function, evaluated at the sparse approximation  $\bar{\lambda}_j$ .

**Assumption 13** (Penalties). *The penalties satisfy:*

- (1) For a sequence  $\alpha_T$  converging to zero such that  $\alpha_T R \rightarrow \infty$ :

$$\mathbb{P} \left[ \max_{j=1, \dots, d} \max_{i=1, \dots, R} |(S_j(\bar{\lambda}_j))_i / \nu_i^j| \leq \frac{k}{T} \right] \geq 1 - \alpha_T,$$

where  $k = (1 + \epsilon) \sqrt{T \Phi^{-1}(1 - \frac{\alpha_T}{4Rd})}$  for some  $\epsilon > 0$ , and where  $\Phi$  denotes the cdf of a normal distribution.

(2) *There exist constants  $a > 0$  and  $b < \infty$ , such that:*

$$\lim \mathbb{P} \left[ a \leq \min_{j=1, \dots, d} \min_{i=1, \dots, R} \nu_i^j \leq \max_{j=1, \dots, d} \max_{i=1, \dots, R} \nu_i^j \leq b \right] = 1.$$

Under Assumptions 11-13, it follows, by application of Lemma 26 in Luo et al. (2015), that there exists a constant  $K_\lambda$  and a sequence of  $\epsilon_T$  converging to zero, such that, with probability at least  $1 - \epsilon_T$

$$\max_{j=1, \dots, d} \|\bar{\lambda}_j - \hat{\lambda}_j\|_1 \leq K_\lambda \sqrt{\frac{s_T^2 \log(\frac{Rd}{\alpha_T})}{T}}, \quad (42)$$

where  $\hat{\lambda}_j$  denotes the solution to program (39).

The bound in (42), together with Assumption 12, implies that:

$$\|\tilde{A}_R - A_R\|_2 \leq \|\tilde{A}_R - A_R\|_F + \|\bar{A}_R - A_R\|_2 = O_p \left( \sqrt{\frac{s_T^2 \log(\frac{Rd}{\alpha_T})}{T}} \right).$$

If we assume that  $\frac{s_T^2 \log(R)}{T} \rightarrow 0$ , then  $\|\tilde{A}_R - A_R\|_2 = o_p(1)$ , and the Lasso approach consistently estimates the combination matrix. We can then derive the properties of the Lasso-based estimator in a similar vein as to Propositions 1 and 2 in Section 3. To see this, we observe that the estimator  $\hat{\theta}^{\text{selected}}$  solves  $S(\hat{\theta}^{\text{selected}}) = 0$ , where:

$$S(\theta) = \tilde{A}_S h^R(\theta).$$

If we define the population objective as  $S_0(\theta) = A_R [\int_{\underline{p}}^{\bar{p}} (\hat{Q}_Y(u) - Q_Y(u|\theta) \mathbf{P}^R(u)) du]$ , then we can proceed as in the consistency proof of Proposition 1. Similarly, we can proceed as in the proof of Proposition 2 to obtain an asymptotic linear representation of the estimator.

## APPENDIX J. DETAILS ON EXTENSIONS

**J.1. “Residual” analysis of semi- and nonparametric models.** Consider the model for a scalar outcome  $Y$  outlined in the main text:

$$\begin{aligned} Y &= h(\epsilon, X; \gamma_0), \quad \gamma \in \Gamma \subseteq \mathcal{B}, \\ \epsilon &\sim F_{\theta_0}, \quad \theta_0 \in \Theta \subseteq \mathbb{R}^d, \end{aligned} \quad (43)$$

where we assume that the researcher has access to a first-step nonparametric estimator of  $\gamma_0$ ; and that the scalar  $\epsilon$  follows a continuous distribution function with true density  $f_\epsilon$ . We assume that  $\Gamma$  is a subset of the Banach space  $(\mathcal{B}, \|\cdot\|_{\mathcal{B}})$ . We consider the case where the data consists of independent copies of  $(Y, X)$ .

Following Ichimura and Newey (2022), let  $\gamma(F)$  denote the probability limit of the first-step estimator when the distribution of  $Z := (X, Y)$  is  $F$ . Denote by  $F_0$  the true distribution of  $Z$ , thus  $\gamma_0 = \gamma(F_0)$ . For each  $l \in \mathbb{N}$ , we seek to find a function  $\mathbf{b}_l(u; Z; \gamma, \psi)$  such that  $\mathbb{E}_{F_0}[\mathbf{b}(u; Z; \gamma, \psi)] = 0$ ,

$\mathbb{E}_{F_0}[(\mathbf{b}(u; Z; \gamma, \psi))^2] < \infty$ , and for every distribution function  $H$  (restricted except for regularity conditions):

$$\frac{\partial}{\partial \tau} \int_{\underline{p}}^{\bar{p}} Q_{h^{-1}(Y, X; \gamma_\tau)}(u) P_l(u) du \Big|_{\tau=0} = \int \mathbf{b}_l(dz; \gamma_0, \psi_0) H(dz), \quad (44)$$

where  $\psi_0$  is a set of nuisance parameters, and, for  $\tau \in (0, 1)$ ,  $\gamma_\tau = \gamma(F_0 + \tau(H - F_0))$ . The function  $\mathbf{b}_l$  is known as a *first-step influence function*, quantifying the impact of estimating  $\gamma_0$  on the estimator of the  $l$ -th L-moment.

Following [Chernozhukov et al. \(2022\)](#), we will focus on correcting L-moments by a sample average of an estimated version of the first-step influence function. To see why, take  $H$  equal to the empirical distribution function of  $Z$ . A Taylor expansion entails:

$$\begin{aligned} \sqrt{T} \left( \int_{\underline{p}}^{\bar{p}} Q_{h^{-1}(Y, X; \hat{\gamma})}(u) P_l(u) du - \int_{\underline{p}}^{\bar{p}} Q_{h^{-1}(Y, X; \gamma_0)}(u) P_l(u) du \right) = \\ \sqrt{T} \frac{\partial}{\partial \tau} \int_{\underline{p}}^{\bar{p}} Q_{h^{-1}(Y, X; \gamma_\tau)}(u) P_l(u) du \Big|_{\tau=0} + \sqrt{T} \int_{\underline{p}}^{\bar{p}} E_{\text{lin}} P_l(u) du = \\ \frac{1}{\sqrt{T}} \sum_i b_l(dz; \gamma_0, \psi_0) + \sqrt{T} \int_{\underline{p}}^{\bar{p}} E_{\text{lin}}(u) P_l(u) du, \end{aligned} \quad (45)$$

where the second equality follows from (44). By Bessel's inequality,  $T \|\int_{\underline{p}}^{\bar{p}} E_{\text{lin}}(u) \mathbf{P}^R(u) du\|^2 \leq T \int_{\underline{p}}^{\bar{p}} E_{\text{lin}}(u)^2 du$ . Under smoothness conditions on the model, the linearisation error can be further shown to be bounded above by  $T \int_{\underline{p}}^{\bar{p}} E_{\text{lin}}(u)^2 du \leq CT \|\hat{\gamma} - \gamma_0\|_{\mathcal{B}}^2$  (see the discussion on Assumption 3.4 in [Chernozhukov et al., 2018](#)). Therefore, in these settings, if  $\|\hat{\gamma} - \gamma_0\|_{\mathcal{B}} = o_{F_0}(T^{-1/4})$ , one would have that  $T \|\int_{\underline{p}}^{\bar{p}} E_{\text{lin}}(u) \mathbf{P}^R(u) du\|^2 = o_{F_0}(1)$ , and (45) would imply that correcting by an average of the first-step influence function may be employed to remove the effect of first-step estimation.

In the following examples, we provide calculations for the function  $\mathbf{b}(dz; \gamma_0, \psi_0)$  in three models. For that, we rely on the following observation:

$$\begin{aligned} F_{h^{-1}(Y, X; \gamma_\tau)}(Q_{h^{-1}(Y, X; \gamma_\tau)}(u)) = u \quad \forall u \in (0, 1), \tau \in (0, 1) \implies \\ \frac{\partial}{\partial \tau} Q_{h^{-1}(Y, X; \gamma_\tau)}(u) \Big|_{\tau=0} = - \frac{1}{f_\epsilon(Q_\epsilon(u))} \frac{\partial}{\partial \tau} \mathbb{P}_{F_0}[Y \leq h(Q_\epsilon(u), X; \gamma_\tau)] \Big|_{\tau=0}. \end{aligned} \quad (46)$$

Whenever the order of differentiation and integration can be exchanged in (44), representation (46) will allow us to apply the results of [Ichimura and Newey \(2022\)](#) in our context.

**Example 1** (Semiparametric conditional mean model). The model is given by:

$$\begin{aligned} Y &= \gamma_0(X) + \epsilon, \\ \epsilon &\sim F_{\theta_0}, \quad \theta_0 \in \Theta \subseteq \mathbb{R}^d. \end{aligned}$$

where for every distribution  $H$ , the probability limit of the preliminary consistent estimator of  $\gamma_0$  is given by:



$$\gamma(H) \in \operatorname{argmin}_{w \in \mathcal{W}} \mathbb{E}_H[(Y - w(X))^2],$$

with  $\mathcal{W}$  a closed linear subspace of  $L_2(F_{0,X})$  that does not depend on  $H$ . Notice that  $\frac{\partial}{\partial \tau} \mathbb{P}_{F_0}[Y \leq Q_\epsilon(u) + \gamma_\tau(X)] \Big|_{\tau=0} = \frac{\partial}{\partial \tau} \mathbb{E}_{F_0}[\mathbb{P}_{F_0}[Y \leq Q_\epsilon(u) + \gamma_\tau(X)|X]] \Big|_{\tau=0}$ . If the order of differentiation and integration can be exchanged, Proposition 1 of [Ichimura and Newey \(2022\)](#) yields:

$$\mathbf{b}_l(Z; \gamma, \psi) = - \int_{\underline{p}}^{\bar{p}} \psi(u|X)(Y - \gamma(X))P_l(u)du,$$

where

$$\psi_0(u|X) \in \operatorname{argmin}_{w \in \mathcal{W}} \mathbb{E}_{F_0}[(\omega_0(u|X) - w(X))^2],$$

with  $\omega_0(u|X) = \frac{1}{f_\epsilon(Q_\epsilon(u))} f_{\epsilon|X}(Q_\epsilon(u)|X)$ .

**Example 2** (Semiparametric conditional quantile model). The model is given by

$$\begin{aligned} Y &= \gamma_0(\epsilon|X), \\ \epsilon|X &\sim \text{Uniform}[0, 1], \end{aligned}$$

where, for each  $\tau \in (0, 1)$  and distribution  $H$ :

$$\gamma(H)(\tau|X) \in \operatorname{argmin}_{w \in \mathcal{W}} \mathbb{E}_H[|Y - w(X)|(\tau \mathbf{1}\{Y - w(X) > 0\} + (1 - \tau) \mathbf{1}\{Y - w(X) < 0\})],$$

with the class  $\mathcal{W}$  defined as in the previous example. In this model, the L-moment approach may be used as a specification testing tool, since the model implies  $\epsilon \sim \text{Uniform}[0, 1]$ .

In this setting, if  $\mathcal{W}$  contains constant functions, Proposition 1 of [Ichimura and Newey \(2022\)](#) yields:

$$\mathbf{b}_l(Z; \gamma, \psi) = - \int_{\underline{p}}^{\bar{p}} (u - \mathbf{1}\{Y < \gamma(u|X)\})P_l(u)du$$

**Example 3** (Linear-nonparametric instrumental variable model). We consider the linear-nonparametric model of [Athey et al. \(2019\)](#):

$$\begin{aligned} Y &= \alpha_0(X) + \beta_0(X)W + \epsilon \\ \epsilon &\sim F_{\theta_0}, \quad \theta_0 \in \Theta \subseteq \mathbb{R}^d, \end{aligned}$$

where  $\mathbb{E}_{F_0}[\epsilon|X] = 0$ , but  $W$  is believed to be endogenous. We assume that the researcher has access to a scalar instrumental variable  $S$  satisfying  $\mathbb{E}_{F_0}[\epsilon|X, S] = 0$ . Following [Athey et al. \(2019\)](#), we consider consistent preliminary estimators of  $\alpha$  and  $\beta$  whose probability limits are characterized by, for each  $H$ :

$$\begin{aligned} \mathbb{E}_H[(Y - \alpha(H)(X) - \beta(H)(X)W)|X] &= 0, \\ \mathbb{E}_H[S(Y - \alpha(H)(X) - \beta(H)(X)W)|X] &= 0. \end{aligned} \tag{47}$$

In this case, if  $\mathbb{E}_{F_0}[S|X, W] = a_0(X) + b_0(X)W$  with  $\mathbb{P}_{F_0}[b_0(X) \neq 0] = 1$  and  $\mathbb{E}_{F_0}[W|X, S] = c_0(X) + d_0(X)S$  with  $\mathbb{P}_{F_0}[d_0(X) \neq 0] = 1$ , it follows by Proposition 3 of [Ichimura and Newey \(2022\)](#) that:

$$\mathbf{b}_l(Z; \gamma, \psi) = - \int_{\underline{p}}^{\bar{p}} \left( g(u|X) \frac{(S - a(X))}{b(X)} + h(u|X) \right) (Y - \alpha(X) - \beta(X)W) P_l(u) du,$$

where:

$$(g_0(u|X), h_0(u|X)) \in \operatorname{argmin}_{o,p \in L^2(F_{0,X})} \mathbb{E}_{F_0} [(\omega_0(u|X, W) - o(X) - p(X)W)^2],$$

$$\text{with } \omega_0(u|X, S) = \frac{1}{f_{\epsilon}(Q_{\epsilon}(u))} f_{\epsilon|X,W}(Q_{\epsilon}(u)|X, W).$$

Once the form of correction is known, we follow the double machine learning literature ([Chernozhukov et al., 2018, 2022](#); [Kennedy, 2023](#)) and propose a sample-split bias-corrected version of the L-moment estimator. Fix  $\kappa \in (0, 1)$ . Partition the sample into two blocks, with  $T_1 = \lfloor T\kappa \rfloor$  and  $T_2 = T - \lfloor T\kappa \rfloor$  observations. Let  $\mathcal{I}_1$  and  $\mathcal{I}_2$  denote the set of indices of each partition. We propose to estimate  $\theta_0$  through the following steps:

- (1) Using  $\mathcal{I}_1$ , estimate  $\gamma_0$ . Denote by  $\hat{\gamma}$  this first-step estimator.
- (2) Using  $\mathcal{I}_2$ , compute, for each  $u \in (0, 1)$ ,  $\hat{Q}_{\hat{\epsilon}}(u)$  as the  $u$ -th empirical quantile of  $\{h^{-1}(Y_i, X_i; \hat{\gamma}) : i \in \mathcal{I}_2\}$ .
- (3) Using  $\mathcal{I}_2$ , estimate both  $\gamma_0$  and  $\psi_0$ . Denote by  $\tilde{\gamma}_0$  and  $\tilde{\psi}_0$  these estimators.
- (4) Compute the influence function adjustment:

$$\hat{\mathbf{A}} = \frac{1}{\lfloor T\kappa \rfloor} \sum_{i \in \mathcal{I}_1} \begin{pmatrix} \mathbf{b}_1(Z_i; \tilde{\gamma}, \tilde{\psi}) \\ \mathbf{b}_2(Z_i; \tilde{\gamma}, \tilde{\psi}) \\ \vdots \\ \mathbf{b}_R(Z_i; \tilde{\gamma}, \tilde{\psi}) \end{pmatrix}.$$

- (5) Estimate the model by:

$$\hat{\theta}_{\mathcal{I}_2} \in \arg \inf_{\theta \in \Theta} \left[ \int_{\underline{p}}^{\bar{p}} \left( \hat{Q}_{\hat{\epsilon}}(u) - Q_{\epsilon}(u|\theta) \right) \mathbf{P}^R(u)' du - \hat{\mathbf{A}} \right] W^R \left[ \int_{\underline{p}}^{\bar{p}} \left( \hat{Q}_{\hat{\epsilon}}(u) - Q_Y(u|\theta) \right) \mathbf{P}^R(u) du - \hat{\mathbf{A}} \right],$$

where  $W^R$  is a possibly estimated weighting matrix.

For sample-splitting not to result in efficiency losses, one may adopt *cross-fitting*, i.e. one swaps the roles of  $\mathcal{I}_1$  and  $\mathcal{I}_2$  in the above sequence, and compute the final estimator as  $\hat{\theta} = \kappa \hat{\theta}_{\mathcal{I}_1} + (1 - \kappa) \hat{\theta}_{\mathcal{I}_2}$  and .

Consistency and asymptotic linearity of  $\hat{\theta}_{\mathcal{I}_2}$  follows by standard uniform differentiability conditions, with proofs similar to those of [Propositions A.1 and A.2](#), if the crucial conditions:

$$T \left\| \int_{\underline{p}}^{\bar{p}} E_{\text{lin}}(u) \mathbf{P}^R(u) du \right\|^2 = o_{F_0}(1),$$

and

$$\sqrt{T} \|\hat{\mathbf{A}} - \mathbf{A}\|_2 = o_{F_0}(1),$$

hold. Here,  $\mathbf{A}$  is given by:

$$\mathbf{A} = \frac{1}{[T\kappa]} \sum_{i \in \mathcal{I}_1} \begin{pmatrix} \mathbf{b}_1(Z_i; \gamma_0, \psi_0) \\ \mathbf{b}_2(Z_i; \gamma_0, \psi_0) \\ \vdots \\ \mathbf{b}_R(Z_i; \gamma_0, \psi_0) \end{pmatrix}.$$

In our three examples, that  $\sqrt{T}\|\hat{\mathbf{A}} - \mathbf{A}\|_2 = o_{F_0}(1)$  holds follows by, first, observing that the influence functions take the form  $\mathbf{b}_l(z; \gamma, \psi) = \int_{\underline{p}}^{\bar{p}} \mathbf{c}(z; \gamma, \psi) P_l(u) du$ , where  $\mathbf{c}(z; \gamma, \psi)$  does not depend on  $l$ . It then follows by Bessel's inequality that

$$T\|\hat{\mathbf{A}} - \mathbf{A}\|_2^2 \leq \int_{\underline{p}}^{\bar{p}} T \left( \frac{1}{[T\kappa]} \sum_{i \in \mathcal{I}_1} [\mathbf{c}(z; \gamma_0, \psi_0) - \mathbf{c}(z; \tilde{\gamma}, \tilde{\psi})] \right)^2 du.$$

That the right-hand side converges in probability to zero can then be established under weak consistency requirements on  $\tilde{\gamma}$  and  $\tilde{\psi}$ . Importantly, one does not have to resort to Donsker conditions, due to the special structure provided by sample-splitting (see [Kennedy, 2023](#), Lemma 1 and the accompanying discussion).

Under the above conditions, the estimator admits the following asymptotic linear representation:

$$\sqrt{T_2}(\hat{\theta}_{\mathcal{I}_2} - \theta_0) = -(J^R(\theta_0)' \Omega^R J^R(\theta_0))^{-1} J^R(\theta_0)' \Omega^R \sqrt{T_2} \int_{\underline{p}}^{\bar{p}} (\hat{Q}_{\hat{\epsilon}}(u) - Q_{h^{-1}(Y, X; \hat{\gamma})}(u)) \mathbf{P}^R(u) du + o_{F_0}(1),$$

where  $J^R(\theta) = -\int_{\underline{p}}^{\bar{p}} \nabla_{\theta'} Q_{\epsilon}(u|\theta) \mathbf{P}^R(u) du$ , and, for each  $\gamma \in \Gamma$ ,  $Q_{h^{-1}(Y, X; \gamma)}(u)$  is the population quantile function of  $h^{-1}(Y, X; \gamma)$ .

If we assume that the conditions on the distribution of  $h^{-1}(Y, X; \gamma)$  ensuring that a Gaussian strong approximation or a Bahadur-Kiefer approximation hold uniformly over  $\gamma$  in a neighbourhood of  $\gamma_0$ , then we may use these results as a tool for inference. For example, if the conditions for a Gaussian strong approximation hold in such way, then we are able to show that:

$$\sqrt{T_2}(\hat{\theta}_{\mathcal{I}_2} - \theta_0) = -(J^R(\theta_0)' \Omega^R J^R(\theta_0))^{-1} J^R(\theta_0)' \Omega^R \int_{\underline{p}}^{\bar{p}} \tilde{B}_{T_2}(u) \mathbf{P}^R(u) du + o_{F_0}(1),$$

where, conditional on  $\hat{\gamma} = \gamma$ ,  $\tilde{B}_{T_2}(u)$  is a zero-mean Gaussian process with covariance kernel  $\Gamma(u, v) = \frac{u \wedge v - uv}{f_{h^{-1}(Y, X; \gamma)}(Q_{f_{h^{-1}(Y, X; \gamma)}}(u)) f_{h^{-1}(Y, X; \gamma)}(Q_{f_{h^{-1}(Y, X; \gamma)}}(v))}$ . This result serves as a basis for inference. Observe that the distributional approximation is such that, once we correct for  $\mathbf{A}$ , we effectively proceed as if  $\gamma_0$  were known.

**J.2. Conditional models.** Suppose the researcher postulates a conditional model  $\{Q_{Y|X}(\cdot|X; \theta) : \theta \in \Theta\}$ , where  $Y$  is a scalar outcome of interest,  $X$  are a set of controls, and  $\Theta \subseteq \mathbb{R}^d$ . We consider the estimator  $\hat{\theta}$  of the true parameter  $\theta_0$ :

$$\hat{\theta} \in \operatorname{argmin}_{\theta \in \Theta} \frac{1}{T} \sum_{t=1}^T \left\| \Omega(X_t)^{1/2} \left( \int_{\underline{p}}^{\bar{p}} (\hat{Q}_{Y|X}(u|X_t) - Q_{Y|X}(u|X_t; \theta)) \mathbf{P}^R(u) du \right) \right\|_2^2, \quad (48)$$

where  $\Omega$  is a  $R \times R$  symmetric positive semidefinite weighting function of the controls  $X$ , and  $\hat{Q}_{Y|X}$  is a preliminary nonparametric estimator of the conditional quantile process  $(u, x) \mapsto Q_{Y|X}(u|x)$ . The formulation may be seen as an extension of [Ai and Chen \(2003\)](#)'s approach to models defined by conditional moments to a conditional L-moment setting.

Suppose that we rely on the nonparametric quantile series regression estimator of [Belloni et al. \(2019\)](#), and that the conditions underlying their Comment 3 and Theorem 2 are satisfied. In this case, under identifiability and uniform differentiability conditions similar to those used in Propositions 1 and 2, it is possible to show that the estimator admits the asymptotic linear representation.

$$\begin{aligned} \sqrt{T}(\hat{\theta} - \theta_0) = & \\ & - \left( \frac{1}{T} \sum_{t=1}^T \left( \int_{\underline{p}}^{\bar{p}} \partial_{\theta'} Q_{Y|X}(u|X_t; \theta_0) \mathbf{P}_R(u) du \right)' \Omega(X_t) \left( \int_{\underline{p}}^{\bar{p}} \partial_{\theta'} Q_{Y|X}(u|X_t; \theta_0) \mathbf{P}_R(u) du \right) \right)^{-1} \times \\ & \left( \frac{1}{T} \sum_{t=1}^T \left( \int_{\underline{p}}^{\bar{p}} \partial_{\theta'} Q_{Y|X}(u|X_t; \theta_0) \mathbf{P}_R(u) du \right)' \Omega(X_t) \left( \int_{\underline{p}}^{\bar{p}} \sum_{s=1}^T \frac{1}{\sqrt{T}} Z_t' J_T^{-1}(u) Z_s (u - \mathbf{1}\{U_s \leq u\}) \mathbf{P}_R(u) du \right) \right) \\ & + o_P(1), \end{aligned} \tag{49}$$

where  $Z_t$  is the vector of transformations of  $X_t$  used in the series estimator;  $J_T(u) = \frac{1}{T} \sum_{t=1}^T f_{Y|X}(Q_Y(u|X_t)|X_t) Z_t Z_t'$ , and  $\{U_t\}_{t=1}^T$  are independent uniform random variables, independent from  $\{X_t\}_{t=1}^T$ . It then follows that the optimal weighting scheme is given by:

$$\Omega(X_t)^* = \mathbb{V} \left[ \left( \int_{\underline{p}}^{\bar{p}} \sum_{s=1}^T \frac{1}{\sqrt{T}} Z_t' J_T^{-1}(u) Z_s (u - \mathbf{1}\{U_s \leq u\}) \mathbf{P}_R(u) du \right) \Big| X_1, \dots, X_T \right]^{-1}.$$

This optimal weighting scheme can be estimated by relying on an estimator of  $u \mapsto J_T(u)$  ([Belloni et al. \(2019\)](#) discuss nonparametric estimators of this function; a semiparametric version of this quantity that relies on a preliminary estimator of  $\theta_0$  can also be used); and on simulation from uniform random variables.

Inference using normal critical values can be performed under the assumptions underlying Theorem 5 of [Belloni et al. \(2019\)](#), which ensures a strong approximation of the series estimator to a Gaussian process. A weighted bootstrap approximation can also be used, if the assumptions underlying Theorem 6 of [Belloni et al. \(2019\)](#) hold.

Next, we note that, by considering  $u$ -specific orthogonalizations of the  $Z_t$  when estimating a quantile function  $x \mapsto Q_{Y|X}(u|x)$ , it is without loss to assume that, for every  $u$ :

$$\sqrt{f_{Y|X}(Q_Y(u|X_t)|X_t) f_{Y|X}(Q_Y(u|X_s)|X_s)} Z_t' Z_s = \mathbf{1}\{t = s\}.$$

Using this fact, we are able to show that the variance of the leading term of the linear representation of the optimally weighted generalized L-moment estimator is:

$$\left( \left( \frac{1}{T} \sum_{t=1}^T \int_{\underline{p}}^{\bar{p}} \partial_{\theta'} Q_{Y|X}(u|X_t; \theta_0) \mathbf{P}_R(u) du \right)' \left( \frac{1}{T} \sum_{t=1}^T \mathbb{V} \left[ \int_{\underline{p}}^{\bar{p}} \frac{(u - \mathbf{1}\{U_t \leq u\})}{f_{Y|X}(u|X_t)} \mathbf{P}_R(u) du \middle| X_t \right] \right)^{-1} \left( \frac{1}{T} \sum_{t=1}^T \int_{\underline{p}}^{\bar{p}} \partial_{\theta'} Q_{Y|X}(u|X_t; \theta_0) \mathbf{P}_R(u) du \right) \right)^{-1},$$

which closely resembles the variance of the optimally weighted L-moment estimator in the *unconditional* case. Indeed, the above expression differs from the unconditional version in that it averages the relevant matrices across the sample support points of  $X$ . Proceeding by analogy to Appendix G, we are then able to show that, when we rely on an orthonormal *basis*  $\{P_l\}_l$ , our proposed estimator is efficient, in the sense that its asymptotic variance coincides with the inverse of the expected conditional Fisher information matrix.

## REFERENCES

- Ai, C. and X. Chen (2003). Efficient estimation of models with conditional moment restrictions containing unknown functions. *Econometrica* 71(6), 1795–1843.
- Alvarez, L. and C. Biderman (2024). The learning effects of subsidies to bundled goods: a semi-parametric approach.
- Alvarez-Andrade, S. and S. Bouzebda (2013). Strong approximations for weighted bootstrap of empirical and quantile processes with applications. *Statistical Methodology* 11, 36–52.
- Athey, S., J. Tibshirani, and S. Wager (2019). Generalized random forests. *The Annals of Statistics* 47(2), 1148 – 1178.
- Belloni, A., D. Chen, V. Chernozhukov, and C. Hansen (2012). Sparse models and methods for optimal instruments with an application to eminent domain. *Econometrica* 80(6), 2369–2429.
- Belloni, A., V. Chernozhukov, D. Chetverikov, and I. Fernández-Val (2019). Conditional quantile processes based on series or many regressors. *Journal of Econometrics* 213(1), 4 – 29. Annals: In Honor of Roger Koenker.
- Bhatia, R. (1997). *Matrix Analysis*. Springer New York.
- Chernozhukov, V., D. Chetverikov, M. Demirer, E. Duflo, C. Hansen, W. Newey, and J. Robins (2018, 01). Double/debiased machine learning for treatment and structural parameters. *The Econometrics Journal* 21(1), C1–C68.
- Chernozhukov, V., J. C. Escanciano, H. Ichimura, W. K. Newey, and J. M. Robins (2022). Locally robust semiparametric estimation. *Econometrica* 90(4), 1501–1535.
- Csorgo, M. and P. Revesz (1978, 07). Strong approximations of the quantile process. *Annals of Statistics* 6(4), 882–894.
- Donald, S. G., G. W. Imbens, and W. K. Newey (2009). Choosing instrumental variables in conditional moment restriction models. *Journal of Econometrics* 152(1), 28–36.
- Donald, S. G. and W. K. Newey (2001). Choosing the number of instruments. *Econometrica* 69(5), 1161–1191.
- Durrett, R. (2019). *Probability: Theory and Examples* (5 ed.). Cambridge Series in Statistical and Probabilistic Mathematics. Cambridge University Press.

- Fan, J., R. P. Masini, and M. C. Medeiros (2023). Bridging factor and sparse models. *The Annals of Statistics* 51(4), 1692 – 1717.
- Firpo, S., A. F. Galvao, C. Pinto, A. Poirier, and G. Sanroman (2022). Gmm quantile regression. *Journal of Econometrics* 230(2), 432–452.
- Franguridi, G., B. Gafarov, and K. Wuthrich (2022). Bias correction for quantile regression estimators.
- Götze, F., A. Naumov, V. Spokoiny, and V. Ulyanov (2019). Large ball probabilities, Gaussian comparison and anti-concentration. *Bernoulli* 25(4A), 2538 – 2563.
- Gupta, R. D. and D. Kundu (2001). Generalized exponential distribution: Different method of estimations. *Journal of Statistical Computation and Simulation* 69(4), 315–337.
- Ichimura, H. and W. K. Newey (2022). The influence function of semiparametric estimators. *Quantitative Economics* 13(1), 29–61.
- Kennedy, E. H. (2023). Semiparametric doubly robust targeted double machine learning: a review.
- Koenker, R. and G. Bassett (1978). Regression quantiles. *Econometrica* 46(1), 33–50.
- Kreyszig, E. (1989). *Introductory Functional Analysis with Applications*. Wiley.
- Kulik, R. (2007, 11). Bahadur–kiefer theory for sample quantiles of weakly dependent linear processes. *Bernoulli* 13(4), 1071–1090.
- Landwehr, J. M., N. C. Matalas, and J. R. Wallis (1979). Probability weighted moments compared with some traditional techniques in estimating gumbel parameters and quantiles. *Water Resources Research* 15(5), 1055–1064.
- Lee, T.-H., A. Ullah, and H. Wang (2017). The second-order bias and mse of quantile estimators. *Unpublished manuscript*.
- Lee, T.-H., A. Ullah, and H. Wang (2018). The second-order bias of quantile estimators. *Economics Letters* 173, 143–147.
- Luo, Y. et al. (2015). *High-dimensional econometrics and model selection*. Ph. D. thesis, Massachusetts Institute of Technology.
- Nagar, A. L. (1959). The bias and moment matrix of the general k-class estimators of the parameters in simultaneous equations. *Econometrica* 27(4), 575–595.
- Newey, W. K. and D. McFadden (1994). Chapter 36 large sample estimation and hypothesis testing. In *Handbook of Econometrics*, Volume 4, pp. 2111 – 2245. Elsevier.
- Newey, W. K. and R. J. Smith (2004). Higher order properties of gmm and generalized empirical likelihood estimators. *Econometrica* 72(1), 219–255.
- Okui, R. (2009). The optimal choice of moments in dynamic panel data models. *Journal of Econometrics* 151(1), 1–16.
- Phillips, P. C. B. (1991). A shortcut to lad estimator asymptotics. *Econometric Theory* 7(4), 450–463.
- Pötscher, B. M. and I. R. Prucha (1997). *Dynamic Nonlinear Econometric Models*. Springer Berlin Heidelberg.

- Rio, E. (2017). *Asymptotic Theory of Weakly Dependent Random Processes*. Springer Berlin Heidelberg.
- Rothenberg, T. J. (1984). Chapter 15 approximating the distributions of econometric estimators and test statistics. In *Handbook of Econometrics*, Volume 2, pp. 881–935. Elsevier.
- Rubin, D. B. (1981). The Bayesian Bootstrap. *Annals of Statistics* 9(1), 130 – 134.
- Turlach, B. A. and A. Weingessel (2011). *quadprog: Functions to solve Quadratic Programming Problems*. R package version 1.5-4.
- Widom, H. and H. Wilf (1966). Small eigenvalues of large hankel matrices. *Proceedings of the American Mathematical Society* 17(2), 338–344.