

Article

A smooth transition towards a Tracy-Widom distribution for the largest eigenvalue of interacting k -body fermionic Embedded Gaussian Ensembles

Ernesto Carro ^{1,*} , Luis Benet ¹  and Isaac Pérez Castillo ² 

¹ Instituto de Ciencias Físicas, Universidad Nacional Autónoma de México, Av. Universidad s/n, Col. Chamilpa, CP 62210 Cuernavaca, Mor., Mexico; jecarro@icf.unam.mx; benet@icf.unam.mx

² Departamento de Física, Universidad Autónoma Metropolitana-Iztapalapa, San Rafael Atlixco 186, Ciudad de México 09340, Mexico; iperez@izt.uam.mx

* Correspondence: jecarro@icf.unam.mx

Abstract: In spite of its simplicity, the central limit theorem captures one of the most outstanding phenomena in mathematical physics, that of universality. It states that, while navigating the set of all possible distributions by their convolution there exists a fixed point, the family of Gaussian distributions, with a fairly large basin of attraction comprising a wide family of weakly correlated distributions. More colloquially, this means roughly speaking that the sum of independent and identically distributed random variables follows a Gaussian distribution irrespective of the details of the original distributions from which these random variables are drawn. While this classical result is well understood, and is the reason behind many physical phenomena, it is still not very clear what happens to this universal behaviour when the random variables become correlated. Not a general overarching theorem exists on a possible emergence of new universal behaviour and, so far as we are aware of, this area of research must be explored in a case-by-case basis. A fruitful mathematically laboratory to investigate the rising of new universal properties is offered by the set of eigenvalues of random matrices. In this regard a lot of work has been done using the standard random matrix ensembles and focusing on the distribution of extreme eigenvalues. In this case, the distribution of the largest —or smallest— eigenvalue departs from the Fisher-Tippett-Gnedenko theorem yielding the celebrated Tracy-Widom distribution. One may wonder, yet again, how robust is this new universal behaviour captured by the Tracy-Widom distribution when the correlation among eigenvalues changes. Few answers have been provided to this poignant question and our intention in the present work is to contribute to this interesting unexplored territory. Thus, we study numerically the probability distribution for the normalized largest eigenvalue of the interacting k -body fermionic orthogonal and unitary Embedded Gaussian Ensembles in the diluted limit. We find a smooth transition from a slightly asymmetric Gaussian-like distribution, for small k/m , to the Tracy-Widom distribution as $k/m \rightarrow 1$, where k is the rank of the interaction and m is the number of fermions. Correlations at the edge of the spectrum are stronger for small values of k/m , and are independent of the number of particles considered. Our results indicate that subtle correlations towards the edge of the spectrum distinguish the statistical properties of the spectrum of interacting many-body systems in the dilute limit, from those expected for the standard random matrix ensembles.

Citation: Carro E.; Benet L.; Pérez Castillo I. A smooth transition towards a Tracy-Widom distribution for the largest eigenvalue of interacting k -body fermionic Embedded Gaussian Ensembles.

Journal Not Specified **2022**, *1*, 0.
<https://doi.org/>

Received:

Accepted:

Published:

Publisher's Note: MDPI stays neutral with regard to jurisdictional claims in published maps and institutional affiliations.

Copyright: © 2022 by the authors. Submitted to *Journal Not Specified* for possible open access publication under the terms and conditions of the Creative Commons Attribution (CC BY) license (<https://creativecommons.org/licenses/by/4.0/>).

Keywords: Extreme value theorem; Tracy-Widom distribution; Embedded random matrix ensembles

1. Introduction

An important goal of basic sciences is to boldly search for universal behaviour, a common denominator that underlies the description of phenomena based on simple ingredients, either

arXiv:2210.05730v1 [cond-mat.dis-nn] 11 Oct 2022

in the physical or mathematical reality. When this occurs they tend to be a paradigm-shifting moment: Newton's, Maxwell's, Einstein's, Boltzmann's seminal works in physics come running to mind as well as those of Descartes, Fermat, Klein, Hamilton, Riemann, Langlands, and many other seminal works in the realm of mathematics. Focusing on the physical reality, whatever that means, we all would agree that many, if not all, physical systems can be modelled as a set of interacting random variables. This is apparent when describing the macroscopic behaviour of systems composed of a large number of constituents. Here the main goal of statistical mechanics is, by relating the macrostate of a system with all the microstates compatible to it, to explain all phases of matter and transitions between them. While descriptions of pure phases rely on the central limit theorem, close to a phase transition, when the microscopic constituents of the system become more and more correlated, the law of large numbers miserably fails and other techniques, such a renormalization group, must be used in its stead. Obviously, studying one physical system after another, identifying their basic constituents and their interactions, and seeking suitable mathematical and physical techniques to analyse them can be a tall order and, at times, quite frankly, tiring. In the last couple of decades, a more mundane and basic approach has been used: look for those mathematical models in which correlations of random variables can be easily modelled and manipulated, and study in these systems the emergence of new universal laws. Due to this, Random Matrix Theory (RMT) has been at the forefront in the study of emergent behaviour of correlated random variables. Originally introduced to deal with the complexities of heavy nuclei Hamiltonian systems [1]—and historically also to deal with noisy linear systems of equations [2]—RMT has grown to be an extremely successful theory with a surprisingly wide range of applications [3–9]. Its three main symmetry classes, the so-called canonical ensembles, were originally unveiled in [10,11] and several others [12]—like the Wishart [13], circular, or non-Hermitian ensembles— took more relevance over the years.

It was first Tracy and Widom [14–16] who dared to look at how the probability distribution of the largest eigenvalue typically behaves, and whether its distribution departed from the one described by the extreme value theorem of Fisher-Tippett-Gnedenko for independent and identically distributed random variables [17,18]. It was noticed that a new emergent distribution appears, the now celebrated Tracy-Widom distribution. After this, a flurry of research followed suit, originated by the seminal work of Dean and Majumdar [19], focusing primarily in understanding the large deviation properties of extreme eigenvalues in standard ensembles of random matrices. By exploiting Dyson's log-gas analogy and, shrewdly using saddle-point techniques, they managed to obtain the left and right rate functions of extreme eigenvalues. Importantly, they noticed that the deviations to the left of, say, the largest eigenvalues are markedly different to the ones on its right, scaling differently with the system size. More research was done along these lines for other standard random matrix ensembles [20–29], in diluted ensembles of random matrices [30–35], and generalizations based on Dyson's log-gas analogy [36–38], among many others, to ascertain the robustness of this new emergent law on the statistics of extreme values.

While RMT has been a fruitful mathematical laboratory in this particular endeavour, it was also recognized that its ensembles are somewhat unrealistic in the sense that they assume interactions to involve all Hilbert-space states, whereas typical forces in nature involve two-, three-, or a few-body interactions. This criticism led to the introduction of the two-body ensembles [39–42], which eventually was generalized to the k -body embedded ensembles by French and Mon [43]. Many results are known for the k -body embedded ensembles of Gaussian random matrices, which mostly focus on the properties of the mean-level density [44–46]. Regarding the fluctuation properties of the spectrum, while it has not been proven that they are of RMT type for the fermionic two-body embedded ensembles in the limit of large matrices, there is vast numerical evidence that points on that direction, at least for the central

part of the spectrum; see e.g. [46–48]. As far as we are aware of, much less is known about the behavior at the edge of the spectrum for these ensembles. The main goal of the present paper is to address the fluctuation properties of the largest eigenvalue of the fermionic k -body embedded ensembles of Gaussian random matrices in terms of its parameters. As, in contrast to the standard matrix ensembles, the number of mathematical techniques to tackle statistical problems in embedded ensembles is rather limited, our analysis is solely based in numerical methods.

2. Matrix model and definitions

Recall that the k -body fermionic Embedded Gaussian Ensemble (fEGE) is the family of matrix representations of quantum Hamiltonian systems consisting of m interacting spinless fermions, which can occupy any of ℓ possible degenerate single-particle states. The interaction among them is taken to be a k -body operator. More concretely, following [45], we introduce the operator $\Psi_{k;\rho}^\dagger \equiv \Psi_{j_1 \dots j_k}^\dagger = \prod_{s=1}^k a_{j_s}^\dagger$ that creates $k \leq m$ particles. Here, $a_{j_s}^\dagger$ is the fermionic creation operator of the single-particle state j_s , while ρ is the set of indices (j_1, j_2, \dots, j_k) , with the ordering $1 \leq j_1 < \dots < j_k \leq \ell$. In the number operator representation, the k -body interaction is then given by

$$V_k^{(\beta)} = \sum_{\rho, \sigma} v_{k;\rho, \sigma}^{(\beta)} \Psi_{k;\rho}^\dagger \Psi_{k;\sigma}, \quad (1)$$

where the coefficients $v_{k;\rho, \sigma}^{(\beta)}$, while obeying that $v_{k;\rho, \sigma}^{(\beta)} = [v_{k;\sigma, \rho}^{(\beta)}]^*$, are independently distributed Gaussian random variables with zero mean and a constant variance, which henceforth is fixed to one. Finally, depending on Dyson's β parameter, the set of coefficients $v_{k;\rho, \sigma}^{(\beta)}$ is either real (for $\beta = 1$) or complex (for $\beta = 2$). We refer to k in Eq. (1) as the rank of the interaction. The m -particle Hilbert space is spanned by a basis created by filling up m states out of ℓ , that is $|\mu\rangle = \Psi_{m;\mu}^\dagger |0\rangle$, which readily implies that this space has dimension $N = \binom{\ell}{m}$. Using this basis, the matrix representation of the k -body interaction has entries given by $\langle \mu | V_k^{(\beta)} | \nu \rangle = \langle 0 | \Psi_{m;\mu}^\dagger V_k^{(\beta)} \Psi_{m;\nu} | 0 \rangle$. The particular case of $k = m$ coincides with the classical Gaussian ensembles of RMT, while for $m > k$ the matrix elements $\langle \mu | V_k^{(\beta)} | \nu \rangle$ display correlations or may even be identically zero [45].

The limit $N \rightarrow \infty$ for the fEGEs can be attained either as $\ell \rightarrow \infty$ for fixed m , or by fixing the filling factor m/ℓ and taking the limits $m, \ell \rightarrow \infty$. These limits have different properties in terms of the moments of the density of states [44,46]. In the present study, we shall focus on the limit where m remains constant, which is more advantageous from the numerical point of view. This is the so-called dilute limit.

To characterize the probability distribution of the largest eigenvalue for the fEGEs, that we denote as λ_N , we assume that its mean value can be written as $\langle \lambda_N \rangle = \sqrt{2\beta} N^\alpha$, while its standard deviation behaves as $\sigma_{\lambda_N} \sim N^\gamma$. Here $\langle (\dots) \rangle$ corresponds to the ensemble average in the embedded ensemble. The normalized largest eigenvalue, denoted as $\tilde{\lambda}_N$, is then given by

$$\tilde{\lambda}_N = \frac{\lambda_N - \sqrt{2\beta} N^\alpha}{N^\gamma}. \quad (2)$$

As it is well known, for the standard Gaussian ensembles, which correspond in our case $k = m$, the celebrated Tracy-Widom distribution corresponds to having scaling exponents $\alpha = 1/2$ and $\gamma = -1/6$ [14–16].

3. Results

For the fEGEs the scaling exponents remain unknown though. As an exact mathematical analysis is rather difficult, we henceforth rely on numerical methods in order to infer α and γ

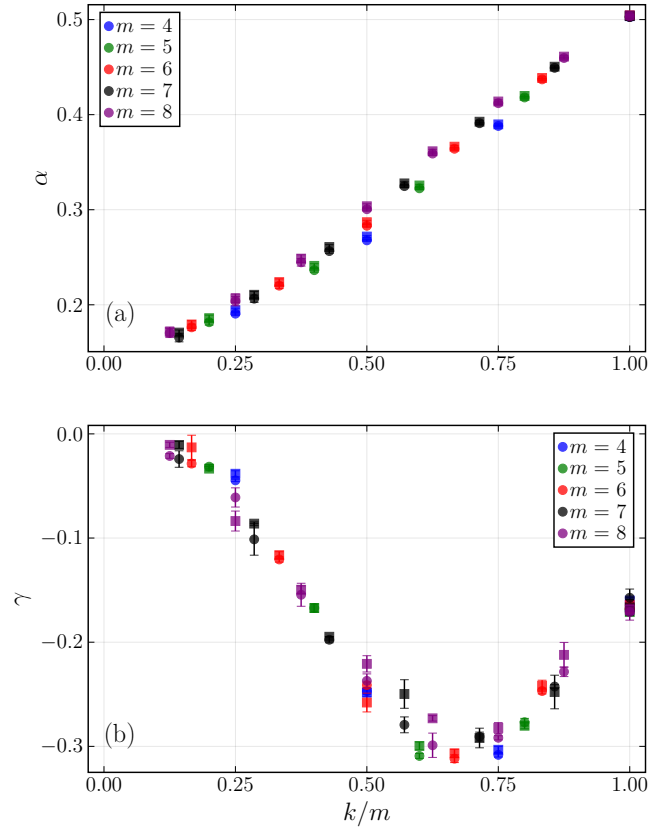


Figure 1. Scaling exponents α and γ for the mean and standard deviation of λ_N for the fEGEs, in terms of k/m . Data points represented by circles correspond to the orthogonal ensembles ($\beta = 1$) while data for the unitary case ($\beta = 2$) is represented by squares.

in terms of the parameters defining the EGEs. We use a simple random sampling method to generate 10^4 matrices belonging to the fEGEs for both $\beta = 1$ and $\beta = 2$ and for different number of fermions (parameter m) and single-particle states (controlled by the parameter ℓ). More concretely, we take $m = 4$ with values of $\ell \in \{8, 9, \dots, 28\}$, $m = 5$ with $\ell \in \{10, 11, \dots, 20\}$, $m = 6$ and $\ell \in \{12, 13, \dots, 18\}$, $m = 7$ with $\ell \in \{14, 15, \dots, 18\}$, and, finally, $m = 8$ with values $\ell \in \{16, \dots, 18\}$. Besides, in all cases the rank takes values $k = 1, \dots, m$. Each choice of m and ℓ fixes the linear dimension N of the matrix, and by varying ℓ we can see how the scaling exponents behave with N . This is then repeated for different ranks k of the interaction.

Figure 1 summarises the results for α (top figure) and γ (bottom figure) as a function of the ratio k/m for $\beta = 1$ (represented by circles) and $\beta = 2$ (represented by squares in the same figure). The error bars are the result of estimating the exponents by linear regression. As it can be appreciated, both exponents, when plotted as a function of k/m , seem to coalesce into a curve, independent on the value of β . While the exponent α is monotonously increasing, the exponent γ that controls the amplitude of the fluctuations has, rather surprisingly, a minimum at around $k/m \sim 0.7$. Moreover, when $k/m = 1$ we recover the expected values of both exponents according to the Tracy-Widom distribution.

To dive deeper into the probability density function of the largest eigenvalue, denoted as $D(\tilde{\lambda}_N)$, let us take, for sake of discussion, the values of $m = 7$ and $\ell = 14$, and investigate how the shape of the distribution changes as we vary the rank of the interaction. This is precisely shown in Figure 2; the top figure corresponds to $\beta = 1$ while the bottom one is for the unitary case $\beta = 2$. To quantify better the profile of $D(\tilde{\lambda}_N)$, in Figure 3 we also show

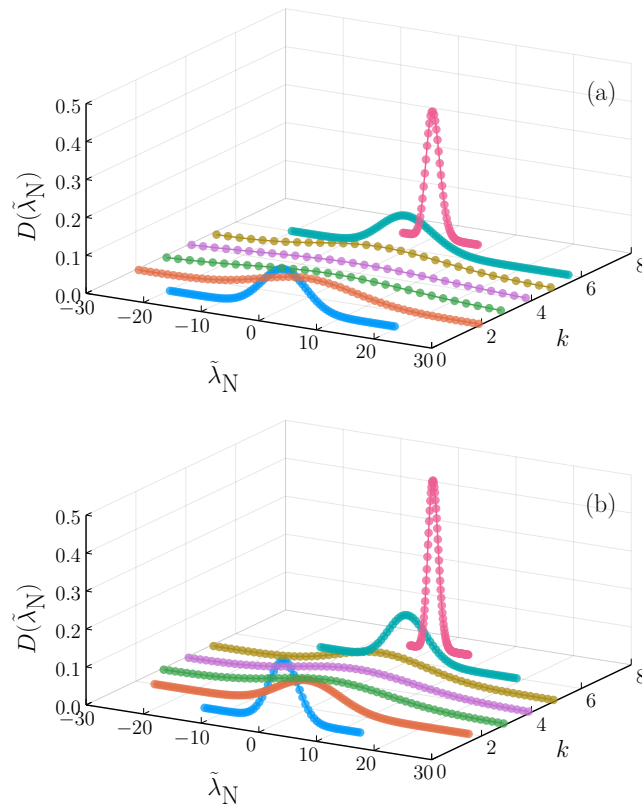


Figure 2. Probability distribution $D(\tilde{\lambda}_N)$ for the normalized largest eigenvalue in terms of k , for $m = 7$ and $\ell = 14$ ($f = 1/2$) for (a) $\beta = 1$ and (b) $\beta = 2$. The resulting distributions display a transition from an almost-symmetric Gaussian distribution for $k = 1$, to the Tracy-Widom distribution for $k = m$.

the behaviour of its variance, skewness and excess kurtosis, normalised with respect to the ones of the Tracy-Widom, as a function of k/m . In the diluted limit we are working on, we observe a smooth transition from an almost symmetric Gaussian distribution for small values of k/m , to a more spread and asymmetric distribution as k/m is increased, to finally arriving to the Tracy-Widom distribution for $k/m = 1$. Moreover, at around $k \simeq m/2$ the width of the distribution ceases to grow. These results indicate that the correlations at the edge of the spectrum are different in terms of k/m . While this statement is obviously for $k/m = 1$, our findings for the one-body interaction $k = 1$ are actually rather surprising. Here, according to [4] or [44], we would expect the spectral statistics in the bulk to correspond to an uncorrelated Poisson distribution which should naïvely yield, in turn, to an extreme value distribution according to the Fisher-Tippett-Gnedenko theorem [49–51]. More precisely, since for $k = 1$ the mean-level density is Gaussian [39,44–46], an uncorrelated spectrum should yield a Gumbel distribution [49–52], but this is not the result obtained for $k = 1$. Instead, our distribution is closed to a slightly asymmetric Gaussian distribution. Thus, there sill must be important correlations occurring towards the edge of the spectrum also in this case.

To unveil this oddity, we proceed to estimate the correlation coefficient between the largest and second largest eigenvalues considering the formula:

$$c_{N,N-1} = \langle \tilde{\lambda}_N \tilde{\lambda}_{N-1} \rangle - \langle \tilde{\lambda}_N \rangle \langle \tilde{\lambda}_{N-1} \rangle. \quad (3)$$

In addition, we shall also estimate the distribution of the normalized distance $s = (\lambda_N - \lambda_{N-1}) / (\lambda_N + \lambda_{N-1})$ between these two eigenvalues.

In Figure 4(a), that shows the correlation coefficient $c_{N,N-1}$, we notice it is a positive and monotonically decreasing function of k/m . Besides, its behavior seems to be independent of Dyson's index. Fairly interestingly, for small values of k/m , and in particular for $k = 1$, the correlations are essentially twice stronger compare to the Tracy-Widom case of $k = m$. Moreover, the correlation coefficient seems to have a plateau—or to decay rather slowly—for values of $k/m \leq 1/2$, above which it starts to decay smoothly but rapidly towards the value predicted by the standard RMT ensembles.

In Figure 4(b) and (c) we present the results for the distribution of the normalized distance s among the largest eigenvalues, for the orthogonal and unitary fEGEs, respectively, and various values of k , for $m = 7$ and $\ell = 14$. This quantity is analogous to the nearest-neighbour distribution used widely to characterize the spectral fluctuations at the bulk of the spectrum [4]. We observe that the distributions obtained are weakly dependent on the rank of the interaction k , and depend on β exhibiting the usual level repulsion s^β . It is tempting to compare these distributions with the $P(s)$ obtained for the canonical ensembles of RMT [53], as it has been done in the past for the two-body random ensembles ($\beta = 1$) [42]; we note that the results for the two-body random ensembles were compared with the Wigner surmise [42]. The results indicate that these distributions are quite close to the nearest-neighbour distribution obtained for the corresponding RMT ensembles; we attribute the weak differences observed in terms of k as finite size effects. To be more quantitative, we computed the mean square-differences of the numerically obtained distributions for the fEGEs and the corresponding $P(s)$ for the RMT ensembles. The results for $m = 7$ and $\ell = 14$ show that mean square-differences from $k = 1$ grow, reaching a maximum value at $k = 3$, and then decrease; small quantitative differences appear in terms of β . Interestingly again, the minimum mean square-difference is attained at $k = 1$ for both values of β .

4. Summary and conclusions

In this paper we have studied the statistical properties of the largest eigenvalue for the orthogonal and unitary k -body interacting fEGEs. We have presented numerical evidence showing that, in the dilute limit, there is a smooth transition in the distribution of the largest

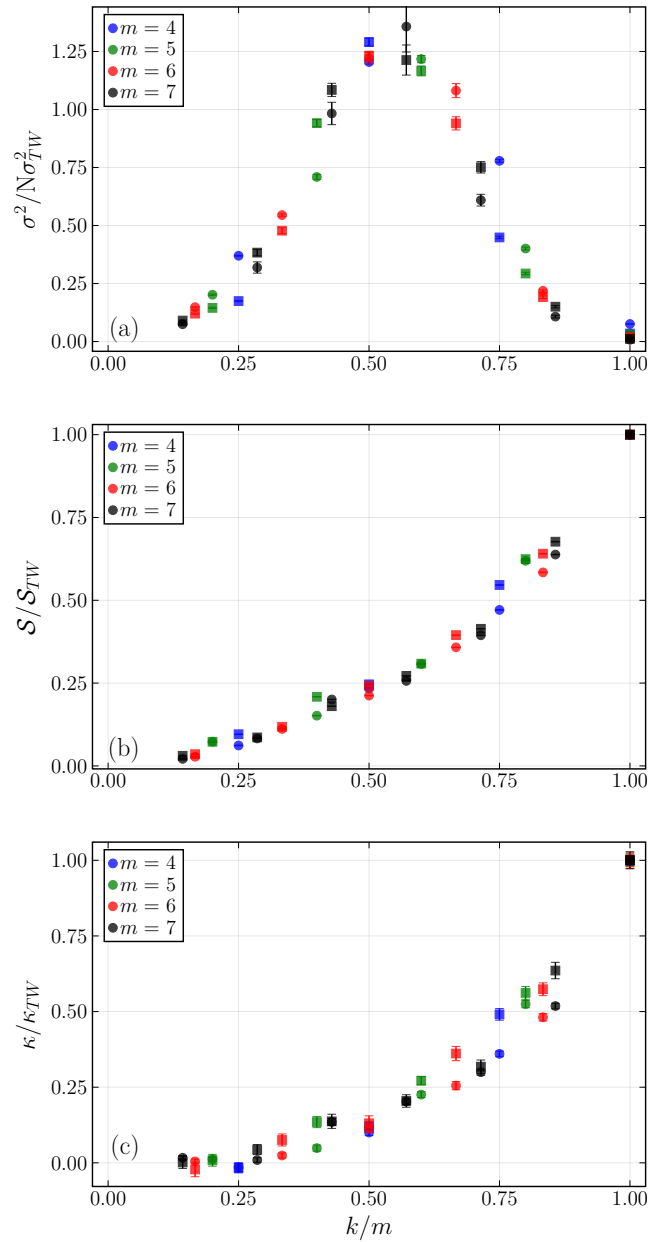


Figure 3. (a) Variance divided by N , (b) skewness and (c) excess kurtosis, normalized to the corresponding values of the Tracy-Widom distribution, for $D(\tilde{\lambda}_N)$ in terms of k/m , for $\ell = 14$. Circles correspond to the results obtained for $\beta = 1$ and squares to the case $\beta = 2$.

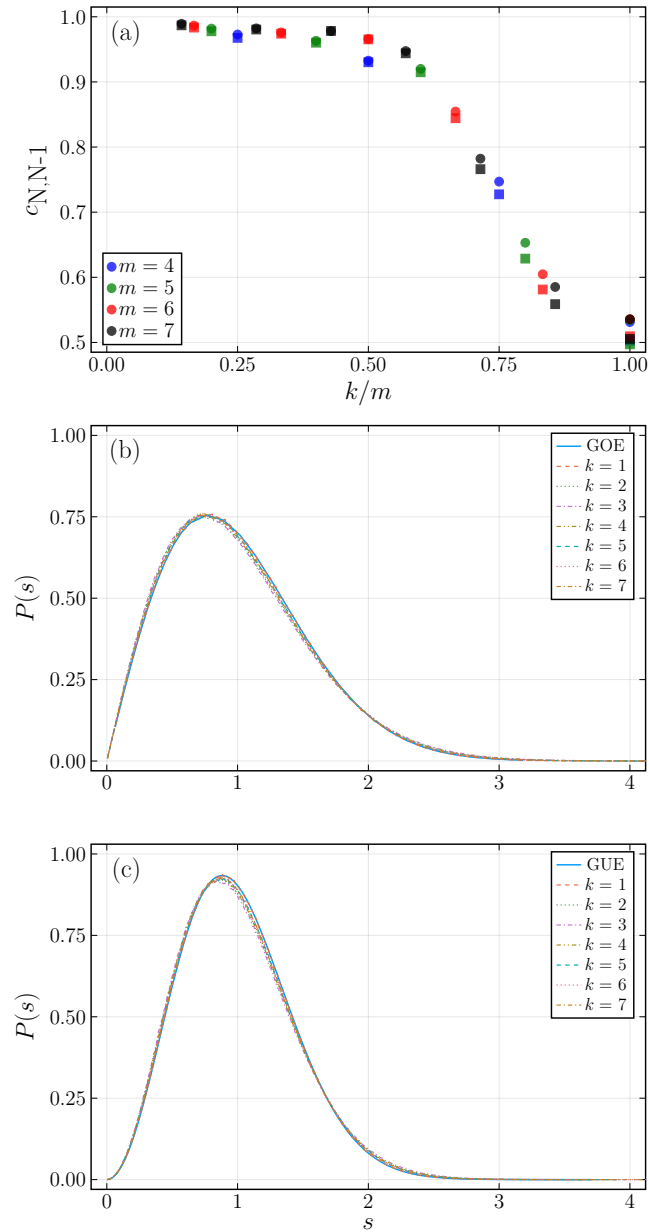


Figure 4. (a) Normalized correlation coefficient, Eq. (3), for the two largest eigenvalues of the fEGEs in terms of k/m with $\ell = 14$, for $\beta = 1$ (circles) and $\beta = 2$. (b) Distribution $P(s)$ of the (normalized) distance among the largest eigenvalues for $m = 7$, $\ell = 14$, and $\beta = 1$, and (c) $\beta = 2$. The continuous curves correspond to the nearest-neighbor distribution obtained by the Wigner surmise for the RMT ensembles.

eigenvalue from a slightly asymmetric Gaussian-like distribution for small values of k/m , to the Tracy-Widom distribution as k/m approaches one. This transition is such that both the normalized (with respect to the Tracy-Widom corresponding quantities) skewness and the excess kurtosis grow smoothly with respect to k/m , while the normalized width of the distribution displays a maximum and is somewhat asymmetric with respect to k/m . Based on these findings, it is clear that for $k \ll m$ the the distribution of the largest normalized eigenvalue are different from the Tracy-Widom distribution [54]: while it is difficult to attain numerically the case $k/m \rightarrow 0$ in the dilute limit, our results do indicate that the distribution of the largest normalized eigenvalue is close to a Gaussian, perhaps reaching the Gaussian limit in the large N limit. We also studied the correlation coefficient between the largest and second largest eigenvalues finding it to be a strictly-positive monotonically decreasing function of k/m , with different decay rates depending on the value k/m . Yet, the distribution of the distance among the two largest eigenvalues of the fEGEs seems to be quite close to the nearest-neighbor distribution of the canonical RMT ensembles in the bulk, with a weak dependence on k . These results show that, while the statistics at the bulk of the spectrum for the fEGEs may coincide with those of the canonical ensembles, say for $k = 2$, correlations that depend on k arise towards the edge of the spectrum. The properties of the distributions of the largest eigenvalue for the fEGEs in the limit $N \rightarrow \infty$ with constant filling factor remain an open problem as well as an analytical confirmation of our findings.

Author Contributions: Conceptualization and methodology, L.B. and I.P.C.; software, L.B. and E.C.; validation, E.C; all authors have contributed to writing and editing. All authors have read and agreed to the published version of the manuscript.

Funding: This research was funded by UNAM–PAPIIT grant number IG-101122.

Acknowledgments: L.B. is thankful to François Leyvraz and Hernán Larralde for illuminating discussions. E.C. acknowledges a doctoral fellowship provided by CONACyT.

Conflicts of Interest: The authors declare no conflict of interest.

References

1. Wigner, E.P. On a Class of Analytic Functions from the Quantum Theory of Collisions. *Annals of Mathematics* **1951**, *53*, 36–67.
2. Von Neumann, J.; Goldstine, H.H. Numerical inverting of matrices of high order. *Bulletin of the American Mathematical Society* **1947**, *53*, 1021–1099.
3. Brody, T.A.; Flores, J.; French, J.B.; Mello, P.; Pandey, A.; Wong, S.S. Random-matrix physics: spectrum and strength fluctuations. *Reviews of Modern Physics* **1981**, *53*, 385.
4. Guhr, T.; Müller-Groeling, A.; Weidenmüller, H.A. Random-matrix theories in quantum physics: common concepts. *Physics Reports* **1998**, *299*, 189–425.
5. Beenakker, C.W.J. Random-matrix theory of quantum transport. *Reviews of Modern Physics* **1997**, *69*, 731–808.
6. Laloux, L.; Cizeau, P.; Potters, M.; Bouchaud, J.P. Random matrix theory and financial correlations. *International Journal of Theoretical and Applied Finance* **2000**, *3*, 391–397.
7. Luo, F.; Zhong, J.; Yang, Y.; Scheuermann, R.H.; Zhou, J. Application of random matrix theory to biological networks. *Physics Letters A* **2006**, *357*, 420–423.
8. Tulino, A.M.; Verdú, S. Random Matrix Theory and Wireless Communications. *Foundations and Trends in Communications and Information Theory* **2004**, *1*, 1–182.
9. Akemann, G.; Baik, J.; Di Francesco, P. *The Oxford handbook of random matrix theory*; Oxford University Press, 2011.
10. Dyson, F.J. The Threefold Way. Algebraic Structure of Symmetry Groups and Ensembles in Quantum Mechanics. *Journal of Mathematical Physics* **1962**, *3*, 1199–1215.
11. Mehta, M. *Random Matrices*, 3 ed.; Pure and Appl. Math. 142, Elsevier/Academic Press, 2004.
12. Forrester, P.J. *Log-gases and random matrices (LMS-34)*; Princeton University Press, 2010.
13. Wishart, J. The generalised product moment distribution in samples from a normal multivariate population. *Biometrika* **1928**, pp. 32–52.
14. Tracy, C.A.; Widom, H. Level-spacing distributions and the Airy kernel. *Physics Letters B* **1993**, *305*, 115–118.

15. Tracy, C.A.; Widom, H. Level-spacing distributions and the Airy kernel. *Communications in Mathematical Physics* **1994**, *159*, 151–174.
16. Tracy, C.A.; Widom, H. On orthogonal and symplectic matrix ensembles. *Communications in Mathematical Physics* **1996**, *177*, 727–754.
17. Fisher, R.A.; Tippett, L.H.C. Limiting forms of the frequency distribution of the largest or smallest member of a sample. In Proceedings of the Mathematical proceedings of the Cambridge philosophical society. Cambridge University Press, 1928, Vol. 24, pp. 180–190.
18. Gnedenko, B. Sur la distribution limite du terme maximum d'une série aléatoire. *Annals of mathematics* **1943**, pp. 423–453.
19. Dean, D.S.; Majumdar, S.N. Large Deviations of Extreme Eigenvalues of Random Matrices. *Phys. Rev. Lett.* **2006**, *97*, 160201.
20. Dean, D.S.; Majumdar, S.N. Extreme value statistics of eigenvalues of Gaussian random matrices. *Physical Review E* **2008**, *77*, 041108.
21. Majumdar, S.N.; Vergassola, M. Large Deviations of the Maximum Eigenvalue for Wishart and Gaussian Random Matrices. *Physical Review Letters* **2009**, *102*, 060601.
22. Majumdar, S.N.; Nadal, C.; Scardicchio, A.; Vivo, P. Index Distribution of Gaussian Random Matrices. *Physical Review Letters* **2009**, *103*, 220603.
23. Katzav, E.; Pérez Castillo, I. Large deviations of the smallest eigenvalue of the Wishart-Laguerre ensemble. *Physical Review E* **2010**, *82*, 040104.
24. Ramli, H.M.; Katzav, E.; Pérez Castillo, I. Spectral properties of the Jacobi ensembles via the Coulomb gas approach. *Journal of Physics A: Mathematical and Theoretical* **2012**, *45*, 465005.
25. Pérez Castillo, I. Spectral order statistics of Gaussian random matrices: Large deviations for trapped fermions and associated phase transitions. *Physical Review E* **2014**, *90*, 040102.
26. Pérez Castillo, I.; Katzav, E.; Vivo, P. Phase transitions in the condition-number distribution of Gaussian random matrices. *Physical Review E* **2014**, *90*, 050103.
27. Pérez Castillo, I. Large deviations of the shifted index number in the Gaussian ensemble. *Journal of Statistical Mechanics: Theory and Experiment* **2016**, *2016*, 063207.
28. Lacroix-A-Chez-Toine, B.; Garzón, J.A.M.; Calva, C.S.H.; Pérez Castillo, I.; Kundu, A.; Majumdar, S.N.; Schehr, G. Intermediate deviation regime for the full eigenvalue statistics in the complex Ginibre ensemble. *Physical Review E* **2019**, *100*, 012137.
29. Dhar, A.; Kundu, A.; Majumdar, S.N.; Sabhapandit, S.; Schehr, G. Exact Extremal Statistics in the Classical 1D Coulomb Gas. *Physical Review Letters* **2017**, *119*, 060601.
30. Metz, F.L.; Pérez Castillo, I. Large deviation function for the number of eigenvalues of sparse random graphs inside an interval. *Physical Review Letters* **2016**, *117*, 104101.
31. Metz, F.L.; Pérez Castillo, I. Level compressibility for the Anderson model on regular random graphs and the eigenvalue statistics in the extended phase. *Physical Review B* **2017**, *96*, 064202.
32. Lacroix-A-Chez-Toine, B.; Grabsch, A.; Majumdar, S.N.; Schehr, G. Extremes of 2d Coulomb gas: universal intermediate deviation regime. *Journal of Statistical Mechanics: Theory and Experiment* **2018**, *2018*, 013203.
33. Pérez Castillo, I.; Metz, F.L. Large-deviation theory for diluted Wishart random matrices. *Physical Review E* **2018**, *97*, 032124.
34. Pérez Castillo, I.; Metz, F.L. Theory for the conditioned spectral density of noninvariant random matrices. *Physical Review E* **2018**, *98*, 020102.
35. Pérez Castillo, I.; Guzman-Gonzalez, E.; Sánchez, A.T.R.; Metz, F.L. Analytic approach for the number statistics of non-Hermitian random matrices. *Physical Review E* **2021**, *103*, 062108.
36. Rojas, R.D.H.; Calva, C.S.H.; Pérez Castillo, I. Universal behavior of the full particle statistics of one-dimensional Coulomb gases with an arbitrary external potential. *Physical Review E* **2018**, *98*, 020104.
37. Flack, A.; Majumdar, S.N.; Schehr, G. Truncated linear statistics in the one dimensional one-component plasma. *Journal of Physics A: Mathematical and Theoretical* **2021**, *54*, 435002.
38. Flack, A.; Majumdar, S.N.; Schehr, G. Gap probability and full counting statistics in the one-dimensional one-component plasma. *Journal of Statistical Mechanics: Theory and Experiment* **2022**, *2022*, 053211.
39. French, J.; Wong, S. Validity of random matrix theories for many-particle systems. *Physics Letters B* **1970**, *33*, 449–452.
40. Bohigas, O.; Flores, J. Two-body random hamiltonian and level density. *Physics Letters B* **1971**, *34*, 261–263.
41. French, J.; Wong, S. Some random-matrix level and spacing distributions for fixed-particle-rank interactions. *Physics Letters B* **1971**, *35*, 5–7.
42. Bohigas, O.; Flores, J. Spacing and individual eigenvalue distributions of two-body random hamiltonians. *Physics Letters B* **1971**, *35*, 383–386.
43. Mon, K.; French, J. Statistical properties of many-particle spectra. *Annals of Physics* **1975**, *95*, 90–111.
44. Benet, L.; Rupp, T.; Weidenmüller, H. Spectral Properties of the k -Body Embedded Gaussian Ensembles of Random Matrices. *Annals of Physics* **2001**, *292*, 67–94.
45. Benet, L.; Weidenmüller, H.A. Review of the k -body embedded ensembles of Gaussian random matrices. *Journal of Physics A: Mathematical and General* **2003**, *36*, 3569–3593.
46. Kota, V. *Embedded Random Matrix Ensembles in Quantum Physics*; Springer International Publishing, 2014.
47. Papenbrock, T.; Weidenmüller, H.A. Two-body random ensemble in nuclei. *Physical Review C* **2006**, *73*.

48. Papenbrock, T.; Pluhař, Z.; Tithof, J.; Weidenmüller, H.A. Chaos in fermionic many-body systems and the metal-insulator transition. *Physical Review E* **2011**, *83*.
49. Fortin, J.Y.; Clusel, M. Applications of extreme value statistics in physics. *Journal of Physics A: Mathematical and Theoretical* **2015**, *48*, 183001.
50. Vivo, P. Large deviations of the maximum of independent and identically distributed random variables. *European Journal of Physics* **2015**, *36*, 055037.
51. Hansen, A. The Three Extreme Value Distributions: An Introductory Review. *Frontiers in Physics* **2020**, *8*.
52. Bouchaud, J.P.; Mézard, M. Universality classes for extreme-value statistics. *Journal of Physics A: Mathematical and General* **1997**, *30*, 7997–8015.
53. Dietz, B.; Haake, F. Taylor and Padé analysis of the level spacing distributions of random-matrix ensembles. *Zeitschrift für Physik B Condensed Matter* **1990**, *80*, 153–158.
54. Dean, D.S.; Le Doussal, P.; Majumdar, S.N.; Schehr, G. Noninteracting fermions at finite temperature in a d -dimensional trap: Universal correlations. *Physical Review A* **2016**, *94*, 063622.