

Vine copula based knockoff generation for high-dimensional controlled variable selection

Malte S. Kurz*

TUM School of Management
 Technical University of Munich
 Arcisstr. 21, 80333 Munich, Germany

October 21, 2022

Abstract

Vine copulas are a flexible tool for high-dimensional dependence modeling. In this article, we discuss the generation of approximate model-X knockoffs with vine copulas. It is shown how Gaussian knockoffs can be generalized to Gaussian copula knockoffs. A convenient way to parametrize Gaussian copulas are partial correlation vines. We discuss how completion problems for partial correlation vines are related to Gaussian knockoffs. A natural generalization of partial correlation vines are vine copulas which are well suited for the generation of approximate model-X knockoffs. We discuss a specific D-vine structure which is advantageous to obtain vine copula knockoff models. In a simulation study, we demonstrate that vine copula knockoff models are effective and powerful for high-dimensional controlled variable selection.

1 Introduction

In various fields, like economics, finance, biology or medicine, researchers and practitioners try to identify important variables explaining a response variable of interest. The set of potential explanatory variables is often high-dimensional. Therefore, appropriate statistical tools are necessary to control the false discovery rate. Model-X knockoffs (Candès et al. 2018) can be used in such situations for high-dimensional controlled variable selection.

Knockoffs have been introduced by Barber and Candès (2015) and been generalized to model-X knockoffs in Candès et al. (2018). The general idea of knockoffs is the following: Denote the response variable by Y and the d -dimensional vector of explanatory variables by $X_{1:d}$. For the explanatory variables $X_{1:d}$, knockoff copies $\tilde{X}_{1:d}$ are constructed. To obtain valid knockoffs, two properties need to be satisfied. First, it is required that conditionally on the true explanatory variables $X_{1:d}$, the knockoffs $\tilde{X}_{1:d}$ are not associated with the response variable Y . At the same time, the knockoff copies $\tilde{X}_{1:d}$ need to be constructed in a way that their distributional structure is very similar to the original variables $X_{1:d}$.¹ In variable selection procedures, these knockoffs are then added as control variables. Only if an original variable X_j is particularly more relevant than its knockoff counterpart \tilde{X}_j , it will be considered as important explanatory variable for the response Y . The knockoffs framework by Barber and Candès (2015) and Candès et al. (2018) is then constructed in a way such that the false discovery rate is, at least approximately, controlled.

*malte.kurz@tum.de

¹A formal definition of knockoffs will be given in Section 2.

A key part of the knockoffs framework for high-dimensional controlled variable selection is the knockoff generation procedure or model. Different methods have been proposed and analyzed in the literature. The simplest approach relies on a multivariate Gaussian distribution which is obtained by matching the first and second moments (Candès et al. 2018). More flexible alternatives are based on hidden Markov models (Sesia et al. 2018) or variational auto-encoders (Liu and Zheng 2018). Deep learning methods for knockoff generation have been analyzed in Romano et al. (2020) and Sudarshan et al. (2020) and generative adversarial networks in Jordon et al. (2019).

In the following, we will propose a knockoff generation method based on vine copulas. Vine copulas (Aas et al. 2009; Bedford and Cooke 2001; Joe 1997) are a flexible model class for high-dimensional dependence modeling and have already been applied as high-dimensional generative models (see Tagasovska et al. 2019). We will discuss how Gaussian knockoffs can be generalized to Gaussian copula knockoffs. Gaussian copula knockoffs in particular allow for more flexible marginal distributions, i.e., non-normal marginal distributions. Gaussian copulas can be parametrized with so-called partial correlation vines (Bedford and Cooke 2002; Kurowicka and Cooke 2003). We will explain how completion problems for partial correlation vines are related to the construction of knockoffs. Partial correlation vines can be generalized to vine copulas in order to allow for more flexible dependence structures. We will introduce a specific D-vine copula model which is particularly well suited for constructing approximate model-X knockoffs. In a simulation study it is demonstrated that vine copula based knockoffs are effective and powerful for high-dimensional controlled variable selection. An implementation of all three knockoff methods (Gaussian knockoffs, Gaussian copula knockoffs and vine copula knockoffs) is available in an accompanying Python package `vineknockoffs` (Kurz 2022).

The paper is structured as follows. In Section 2, we will repeat the most important concepts of the model-X knockoff framework. Gaussian knockoffs are discussed in Section 3. The generalization to Gaussian copula knockoffs, partial correlation vines and vine copulas are discussed in Section 4. In Section 5, we introduce vine copula based knockoffs and discuss implementation details. A simulation study, where the finite sample performance for high-dimensional controlled variable selection is analyzed, is presented in Section 6. Concluding remarks are given in Section 7.

2 Model-X knockoffs

A random vector $\tilde{X}_{1:d} \in \mathbb{R}^d$ is called a model-X knockoff copy of $X_{1:d} \in \mathbb{R}^d$, if the following properties are satisfied

$$(X_{1:d}, \tilde{X}_{1:d}) \stackrel{d}{=} (X_{1:d}, \tilde{X}_{1:d})_{\text{swap}(\mathcal{S})}, \quad \text{for each } \mathcal{S} \subseteq 1:d := \{1, \dots, d\}, \quad (2.1)$$

$$Y \perp \tilde{X}_{1:d} \mid X_{1:d}, \quad (2.2)$$

where $\stackrel{d}{=}$ denotes equality in distribution.²

The first knockoff property (2.1) implies that the joint distribution of the vector of covariates $X_{1:d}$ together with the vector of its knockoffs $\tilde{X}_{1:d}$ is invariant against any kind of swap. A swap with subset $\mathcal{S} \subseteq 1:d$ is obtained by swapping the entries X_j and \tilde{X}_j for each $j \in \mathcal{S}$ in the augmented vector $(X_{1:d}, \tilde{X}_{1:d})$. For example for $d = 3$, we can consider the subset $\mathcal{S} = \{1, 3\}$ and the knockoff property (2.1) becomes

$$(X_1, X_2, X_3, \tilde{X}_1, \tilde{X}_2, \tilde{X}_3) \stackrel{d}{=} (\tilde{X}_1, X_2, \tilde{X}_3, X_1, \tilde{X}_2, X_3).$$

²Originally, knockoffs have been introduced by Barber and Candès (2015) under the assumption that the covariates are fixed. The term model-X knockoffs was introduced by Candès et al. (2018) who treat the covariates $X_{1:d}$ as random variables to be able to apply knockoffs for high-dimensional settings.

The second knockoff property (2.2) is satisfied if, given the original explanatory variables $X_{1:d}$, the knockoffs $\tilde{X}_{1:d}$ have no effect on the response variable Y . Finding knockoff generation methods such that the first knockoff property (2.1) is satisfied can be challenging. For some specific distributions, like the multivariate normal distribution, it is possible to obtain exact knockoff copies (see for example Candès et al. 2018; Gimenez et al. 2019; Sesia et al. 2018). If the distribution of $X_{1:d}$ is more complex, various methods have been proposed in the literature. These methods can be used to construct knockoffs that to a certain extent approximately satisfy the knockoff property (2.1). In contrast, the second knockoff property (2.2) is easily satisfied, if the outcome variable Y is not used to construct the knockoffs.

To repeat some key terms for controlled variable selection and model-X knockoffs, we consider the following problem. Assume that we have obtained a sample from a response variable of interest Y together with covariates $X_{1:d}$ which might explain Y . The goal is to identify a subset of $X_{1:d}$ containing important variables which have an effect on Y . To formalize this, let's assume that the response only depends on a (small) subset of variables $\mathcal{S} \subset \{1, \dots, d\}$ such that, conditionally on $\{X_i\}_{i \in \mathcal{S}}$, the outcome variable Y is independent of all other covariates. We further denote by $\hat{\mathcal{S}}$ the set of important variables which has been identified with a variable selection procedure. Usually, such variable selection procedures are designed in a way that the false discovery rate is controlled, i.e.,

$$\mathbb{E} \left[\frac{\#\{i : i \in \hat{\mathcal{S}} \setminus \mathcal{S}\}}{\#\{i : i \in \hat{\mathcal{S}}\}} \right] \leq q,$$

for some nominal level $q \in (0, 1)$ and with the convention $\frac{0}{0} = 0$.

It has been shown in Candès et al. (2018) that model-X knockoffs are a variable selection method where the false discovery rate is controlled. In the following, we will briefly repeat the most important steps of the model-X knockoffs framework. A first key element is a method to construct model-X knockoffs satisfying the knockoff properties (2.1) and (2.2). Additionally, some measures of feature importance Z_i and \tilde{Z}_i are required for each variable X_i , $1 \leq i \leq d$, and their knockoff copies \tilde{X}_i , $1 \leq i \leq d$, respectively. These measures of feature importance can be obtained from standard ML-methods like for example a Lasso or elastic net regression of Y on the augmented vector $(X_{1:d}, \tilde{X}_{1:d})$. The feature importance scores of each variable and its knockoff are then combined to a knockoff statistic, e.g., $W_i = Z_i - \tilde{Z}_i$. This knockoff statistic is antisymmetric, so that a large positive value of the knockoff statistic W_i is an indication for an important variable X_i . At the same time for an unimportant variable X_i , positive and negative values should be equally likely for the knockoff statistic W_i . The estimated set of important variables with the model-X knockoffs framework, while controlling the false discovery rate, is then obtain as $\hat{\mathcal{S}} := \{i : W_i \geq \tau_q\}$. Here, the threshold τ_q is given by (Barber and Candès 2015; Candès et al. 2018)³

$$\tau_q = \min \left\{ t > 0 : \frac{1 + \#\{i : W_i \leq -t\}}{\#\{i : W_i \geq t\}} \leq q \right\}.$$

The validity and quality of model-X knockoffs fundamentally depends on the procedure used for generating knockoffs which satisfy the properties (2.1) and (2.2). In the following, we will propose a new such knockoff generation method. The new method utilizes vine copulas which are a powerful tool for high-dimensional dependence modeling.

³Note that recently proposed extensions can be employed to derandomize knockoffs and / or find better thresholds for the knockoff filter (see for example Emery and Keich 2019; Gimenez and Zou 2019; Luo et al. 2022; Ren et al. 2021). Many of these methods try to improve the stability of knockoff filters by generating multiple or simultaneous knockoffs and combining them in an appropriate way. These advanced methods or extensions could also be combined with the vine copula knockoff generation method. For the sake of simplicity, this is left for future research.

3 Gaussian knockoffs

Assume that the d -dimensional covariates $X_{1:d} \in \mathbb{R}^d$ are multivariate normally distributed, i.e., $X_{1:d} \sim \mathcal{N}_d(0, \Sigma)$, where $\mathcal{N}_d(\mu, \Sigma)$ denotes a d -dimensional normal distribution with expectation μ and covariance matrix Σ . Model- X Knockoffs $\tilde{X}_{1:d} \in \mathbb{R}^d$ can then be obtained from the following joint normal distribution (Candès et al. 2018)

$$(X_{1:d}, \tilde{X}_{1:d}) \sim \mathcal{N}_{2d}(0, G), \quad \text{where} \quad G = \begin{pmatrix} \Sigma & \Sigma - \text{diag}(s) \\ \Sigma - \text{diag}(s) & \Sigma \end{pmatrix} \quad (3.1)$$

and $\text{diag}(s)$ is a diagonal matrix such that G is positive semidefinite. Typically, the vector s is obtained by solving a semidefinite program, see Candès et al. (2018).

Having specified, or estimated, Σ , s and therefore also G , knockoffs $\tilde{X}_{1:d}$ can be simply obtained by sampling from the conditional distribution (Candès et al. 2018)

$$\tilde{X}_{1:d} | X_{1:d} = x_{1:d} \sim \mathcal{N}_d(\mu, V),$$

with

$$\begin{aligned} \mu &= x_{1:d} - x_{1:d} \Sigma^{-1} \text{diag}(s), \\ V &= 2 \text{diag}(s) - \text{diag}(s) \Sigma^{-1} \text{diag}(s). \end{aligned}$$

This procedure to generate knockoffs will in the following be called *Gaussian knockoffs*. It is restricted to the case of multivariate normally distributed covariates $X_{1:d}$. However, it can also be applied for covariates that are not normally distributed. In such cases their distribution is approximated by a multivariate normal distribution and the knockoff generation procedure is sometimes also called *second-order knockoffs* (Candès et al. 2018).⁴ The name reflects the fact that the procedure is designed in a way that first and second moments of the data are matched but not necessarily the entire distribution.

4 Gaussian copula knockoffs, partial correlation vines and vine copulas

The *Gaussian knockoff* generation procedure is restricted to the multivariate normal case, i.e., it requires the distributional assumption $X_{1:d} \sim \mathcal{N}_d(0, \Sigma)$. If this assumption fails to hold, Gaussian knockoffs might still be used. However, depending on how well the true distribution of $X_{1:d}$ can be approximated with a multivariate normal distribution, Gaussian knockoffs might not produce valid results.

4.1 Gaussian copula knockoffs

A straightforward generalization of Gaussian knockoffs is given by assuming a Gaussian copula for $X_{1:d}$, i.e.,

$$U_{1:d} := (F_1(X_1), \dots, F_d(X_d)) \sim C_d^{\text{Gau}}(R),$$

where $C_d^{\text{Gau}}(R)$ denotes a d -dimensional Gaussian copula with correlation matrix R and F_1, \dots, F_d are arbitrary absolutely continuous marginal distributions such that $X_1 \sim F_1, \dots, X_d \sim F_d$. Note that by definition

$$U_{1:d} \sim C_d^{\text{Gau}}(R) \quad \Leftrightarrow \quad Y_{1:d} := (\Phi^{-1}(U_1), \dots, \Phi^{-1}(U_d)) \sim \mathcal{N}_d(0, R),$$

⁴We will in the following always use the term *Gaussian knockoffs* irrespectively whether $X_{1:d}$ is multivariate normally distributed or not.

where $\Phi(\cdot)$ denotes the cdf of the univariate standard normal distribution.

To obtain valid knockoffs, we use the following model

$$(U_{1:d}, \tilde{U}_{1:d}) \sim C_{2d}^{Gau}(H), \quad \text{where} \quad H = \begin{pmatrix} R & R - \text{diag}(r) \\ R - \text{diag}(r) & R \end{pmatrix}. \quad (4.1)$$

The vector r , depending on R , can be obtained as solution to the same kind of optimization problem being solved to obtain s depending on Σ (see (3.1)). We further set $\tilde{X}_{1:d} := (F_1^{-1}(\tilde{U}_1), \dots, F_d^{-1}(\tilde{U}_d))$ such that $\tilde{X}_1 \sim F_1, \dots, \tilde{X}_d \sim F_d$.

Note that Gaussian knockoffs are a special case of Gaussian copula knockoffs which are obtained by setting all marginal distributions F_1, \dots, F_d to cdfs of the normal distributions $\mathcal{N}(0, \sigma_1^2), \dots, \mathcal{N}(0, \sigma_d^2)$ with the respective variances $\sigma_1^2, \dots, \sigma_d^2$.

4.2 Partial correlation vines and completion problems

A straightforward approach to generate Gaussian copula knockoffs relies on partial correlation vines and vine copulas. Before we discuss partial correlation vines themselves, we want to introduce vines and the subclasses of so-called regular vines (R-vines) and drawable vines (D-vines). Vines as graph-theoretic concept have been introduced by Bedford and Cooke (2002) and form the basis for partial correlation vines (Bedford and Cooke 2002; Kurowicka and Cooke 2003) and vine copulas (Aas et al. 2009; Bedford and Cooke 2001; Joe 1997).

For d variables, a vine $\mathcal{V} := (T_1, \dots, T_{d-1}) := ((N_1, E_1), \dots, (N_{d-1}, E_{d-1}))$ consists of $d - 1$ trees. Each tree T_j consists of nodes N_j and edges E_j which form a connected graph with no cycle. In the vine, nodes of tree T_j are edges in tree T_{j-1} , i.e., $N_j = E_{j-1}$ for $j = 2, \dots, d - 1$. The nodes of the first tree are $N_1 = \{1, \dots, d\}$, i.e., the variable indices.

If a vine satisfies the so-called proximity condition, it is called a regular vine (R-vine). The proximity condition for $j = 2, \dots, d - 1$ is the requirement that two nodes can only be connected by an edge in tree T_j , if the nodes (being edges in T_{j-1}) share a common node in tree T_{j-1} .

An R-vine is called a drawable vine (D-vine), if all nodes in the first tree T_1 are connected to a maximum of two other nodes. The graph-theoretic structure of a D-vine can be nicely visualized. In Figure 1 we show the five-dimensional case. The order of the variables in the first tree T_1 ($X_1 \rightarrow \dots \rightarrow X_d$) can be chosen arbitrarily and is sometimes also called the structure of the D-vine.

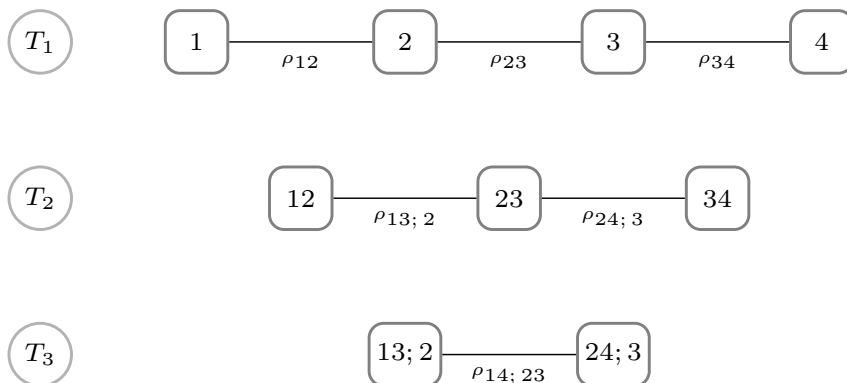


Figure 1: Four-dimensional partial correlation D-vine.

To understand the labeling of the nodes and edges in Figure 1, we need to introduce some more graph-theoretic concepts and notation. We consider an R-vine for d variables. The com-

plete union of an edge $e = \{a, b\} \in E_j$ is defined as

$$\mathcal{U}_e := \{n \in N_1 : \exists e_1 \in E_1, \dots, \exists e_{j-1} \in E_{j-1}, \text{ with } n \in e_1 \in \dots \in e_{j-1} \in e\}$$

and the conditioning set D_e of the edge $e = \{a, b\} \in E_j$ in tree T_j is given by $D_e := \mathcal{U}_a \cap \mathcal{U}_b$. The conditioned sets of edge $e = \{a, b\} \in E_j$ in tree T_j are defined as $h_e := \mathcal{U}_a \setminus D_e$ and $i_e := \mathcal{U}_b \setminus D_e$ and are by construction singleton indices. The constraint set of the R-vine is defined as $\mathcal{CV} := \{(h_e, i_e; D_e) : e \in E_j, 1 \leq j \leq d-1\}$ and contains all edge labels of the vine.⁵ For d variables, the constraint set of a D-vine is given by $\mathcal{CV} := \{(j, i; S_{j,i}) : 2 \leq i \leq d, 1 \leq j \leq i-1\}$, where we use the short notation $S_{j,i} := j+1 : i-1 := \{j+1, \dots, i-1\}$ for the conditioning set and the notational convention that $S_{i-1,i} := i : i-1 := \emptyset$.

In order to introduce partial correlation vines, we first want to recap the concept of partial correlations. Consider two random variables Y and Z together with the vector of random variables X . Further, denote by $\mathcal{P}(Y|X)$, $\mathcal{P}(Z|X)$ the unbiased projections of Y on X and Z on X , respectively. The unbiased projections can be obtained via OLS regressions. The residuals after subtracting the projections are denoted by $\mathcal{E}_{Y|X}$, $\mathcal{E}_{Z|X}$ and given by

$$\mathcal{E}_{Y|X} := Y - \mathcal{P}(Y|X), \quad \text{and} \quad \mathcal{E}_{Z|X} := Z - \mathcal{P}(Z|X).$$

The partial correlation between Y and Z given X is then defined as

$$\rho_{YZ;X} = \text{Corr}(\mathcal{E}_{Y|X}, \mathcal{E}_{Z|X}) = \frac{\mathbb{E}(\mathcal{E}_{Y|X}\mathcal{E}_{Z|X})}{\sqrt{\mathbb{E}(\mathcal{E}_{Y|X}^2)\mathbb{E}(\mathcal{E}_{Z|X}^2)}}.$$

So-called *partial correlation vines* are a specific way to parametrize multivariate Gaussian distributions (Bedford and Cooke 2002; Kurowicka and Cooke 2003). A partial correlation vine is obtained by assigning the partial correlation of Y_{h_e} and Y_{i_e} given Y_{D_e} (with $Y_i = \Phi^{-1}(U_i)$, $i = 1, \dots, d$) to the edges of an R-vine. If we again consider the special case of the D-vine, we can display all partial correlations assigned to the edges of the D-vine (see Figure 1) in terms of a symmetric partial correlation matrix

$$P = \begin{pmatrix} 1 & \rho_{1,2} & \rho_{1,3;2} & \cdots & \rho_{1,d;2:d-1} \\ & 1 & \rho_{2,3} & \rho_{2,4;3} & \cdots & \rho_{2,d;3:d-1} \\ & & 1 & \rho_{3,4} & \cdots & \rho_{3,d;4:d-1} \\ & & & \ddots & \ddots & \vdots \\ & & & & 1 & \rho_{d-1,d} \\ & & & & & 1 \end{pmatrix},$$

where, e.g., $\rho_{1,d;2:d-1}$ denotes the partial correlation of Y_1 and Y_d given $Y_{2:d-1}$.

A very useful property of regular vines and the corresponding partial correlation vines is that there always exists a bijective mapping between the correlation matrix R and the partial correlation matrix P (Bedford and Cooke 2002). Therefore, the entries of the partial correlation matrix P can be obtained with the bijective map from the correlation matrix R . The partial correlation $\rho_{j,i;S_{j,i}}$ for $2 \leq i \leq d$, $1 \leq j \leq i-1$, can be computed from the correlation matrix R via

$$\rho_{j,i;S_{j,i}} = -\frac{Q_{1,-1}}{\sqrt{Q_{1,1}Q_{-1,-1}}},$$

⁵To be more precise, the constraint set contains the indices of the partial correlations (copulas) which are assigned to the edges of the partial correlation vine (vine copula).

where $Q_{1,1}$ is the entry in the first row and first column of the precision matrix $Q := R_{j^i, j^i}^{-1} = \text{Cov}(Y_{j^i})^{-1}$. Similarly $Q_{-1,-1}$ is the entry in the last row and last column of the precision matrix Q and $Q_{1,-1}$ is the entry in first row and last column. Note that $\rho_{j,i; S_{j,i}}$ for $2 \leq i \leq d$, $1 \leq j \leq i-1$ is the entry in the j -th row and i -th column in the upper triangular of the symmetric partial correlation matrix P .

Another interesting property of partial correlation vines is that the determinant of the correlation matrix R can be computed from the partial correlations via (Kurowicka and Cooke 2006)

$$\det(R) = \prod_{j=1}^{d-1} \prod_{e \in E_j} (1 - \rho_{h_e, i_e; D_e}^2).$$

This especially means that the partial correlations $\rho_{h_e, i_e; D_e}$, $e \in E_j$, $j = 1, \dots, d-1$, can be chosen arbitrarily in the interval $(-1, 1)$ to obtain a positive definite correlation matrix R via the bijective mapping.

Partial correlation vines are well-suited to solve completion problems (Kurowicka and Cooke 2003, 2006). A completion problem consists of an incompletely specified correlation matrix R where the missing entries should be found under the constraint of positive definiteness. Finding the vector r for Gaussian (copula) knockoffs (see Section 4.1) is exactly such a completion problem where the d -th off-diagonal, i.e., the correlations between X_i and \tilde{X}_i , is unspecified while all other correlations for the matrix H are specified (see (4.1)).

We choose to work with a specific D-vine for Gaussian (copula) knockoffs because this vine structure maximizes the number of partial correlations that can be directly determined from the pairwise correlation matrix R without having to choose r . We highlight this fact using the four-dimensional case. The goal is to complete the symmetric matrix H given by

$$H = \begin{pmatrix} 1 & \rho_{12} & \rho_{13} & \rho_{14} & \boldsymbol{\rho}_{1\tilde{1}} & \rho_{1\tilde{2}} & \rho_{1\tilde{3}} & \rho_{1\tilde{4}} \\ & 1 & \rho_{23} & \rho_{24} & \rho_{2\tilde{1}} & \boldsymbol{\rho}_{2\tilde{2}} & \rho_{2\tilde{3}} & \rho_{2\tilde{4}} \\ & & 1 & \rho_{34} & \rho_{3\tilde{1}} & \rho_{3\tilde{2}} & \boldsymbol{\rho}_{3\tilde{3}} & \rho_{3\tilde{4}} \\ & & & 1 & \rho_{4\tilde{1}} & \rho_{4\tilde{2}} & \rho_{4\tilde{3}} & \boldsymbol{\rho}_{4\tilde{4}} \\ & & & & 1 & \rho_{\tilde{1}\tilde{2}} & \rho_{\tilde{1}\tilde{3}} & \rho_{\tilde{1}\tilde{4}} \\ & & & & & 1 & \rho_{\tilde{2}\tilde{3}} & \rho_{\tilde{2}\tilde{4}} \\ & & & & & & 1 & \rho_{\tilde{3}\tilde{4}} \\ & & & & & & & 1 \end{pmatrix} = \begin{pmatrix} 1 & \rho_{12} & \rho_{13} & \rho_{14} & \square & \rho_{12} & \rho_{13} & \rho_{14} \\ & 1 & \rho_{23} & \rho_{24} & \rho_{12} & \square & \rho_{23} & \rho_{24} \\ & & 1 & \rho_{34} & \rho_{13} & \rho_{23} & \square & \rho_{34} \\ & & & 1 & \rho_{14} & \rho_{24} & \rho_{34} & \square \\ & & & & 1 & \rho_{12} & \rho_{13} & \rho_{14} \\ & & & & & 1 & \rho_{23} & \rho_{24} \\ & & & & & & 1 & \rho_{34} \\ & & & & & & & 1 \end{pmatrix}.$$

Given the symmetric pairwise-correlation matrix H , we can directly compute the partial correlations on the first $d-1$ off-diagonals, i.e., in the four-dimensional case the first three off-diagonals of the partial correlation matrix

$$P = \begin{pmatrix} 1 & \rho_{12} & \rho_{13; 2} & \rho_{14; 23} & \boldsymbol{\rho}_{1\tilde{1}; 234} & \rho_{1\tilde{2}; 234\tilde{1}} & \rho_{1\tilde{3}; 234\tilde{1}\tilde{2}} & \rho_{1\tilde{4}; 234\tilde{1}\tilde{2}\tilde{3}} \\ & 1 & \rho_{23} & \rho_{24; 3} & \rho_{2\tilde{1}; 34} & \boldsymbol{\rho}_{2\tilde{2}; 34\tilde{1}} & \rho_{2\tilde{3}; 34\tilde{1}\tilde{2}} & \rho_{2\tilde{4}; 34\tilde{1}\tilde{2}\tilde{3}} \\ & & 1 & \rho_{34} & \rho_{3\tilde{1}; 4} & \rho_{3\tilde{2}; 4\tilde{1}} & \boldsymbol{\rho}_{3\tilde{3}; 4\tilde{1}\tilde{2}} & \rho_{3\tilde{4}; 4\tilde{1}\tilde{2}\tilde{3}} \\ & & & 1 & \rho_{4\tilde{1}} & \rho_{4\tilde{2}; \tilde{1}} & \rho_{4\tilde{3}; \tilde{1}\tilde{2}} & \boldsymbol{\rho}_{4\tilde{4}; \tilde{1}\tilde{2}\tilde{3}} \\ & & & & 1 & \rho_{\tilde{1}\tilde{2}} & \rho_{\tilde{1}\tilde{3}; \tilde{2}} & \rho_{\tilde{1}\tilde{4}; \tilde{2}\tilde{3}} \\ & & & & & 1 & \rho_{\tilde{2}\tilde{3}} & \rho_{\tilde{2}\tilde{4}; \tilde{3}} \\ & & & & & & 1 & \rho_{\tilde{3}\tilde{4}} \\ & & & & & & & 1 \end{pmatrix}$$

$$= \begin{pmatrix} 1 & \rho_{12} & \rho_{13;2} & \rho_{14;23} & \square & \square & \square & \square \\ & 1 & \rho_{23} & \rho_{24;3} & \rho_{21;34} & \square & \square & \square \\ & & 1 & \rho_{34} & \rho_{31;4} & \rho_{32;41} & \square & \square \\ & & & 1 & \rho_{41} & \rho_{42;3} & \rho_{43} & \square \\ & & & & 1 & \rho_{12} & \rho_{13;2} & \rho_{14;23} \\ & & & & & 1 & \rho_{23} & \rho_{24;3} \\ & & & & & & 1 & \rho_{34} \\ & & & & & & & 1 \end{pmatrix}.$$

It is an interesting idea for future research to solve such completion problems with partial correlation vines in order to determine the matrix H for Gaussian (copula) knockoffs. However, one can also use the standard optimization approach to obtain r depending on R (see Section 4.1). Having specified r and therefore H , all partial correlations of the D-vine can be computed via the bijective mapping. In this work we instead want to put the focus on generalizations to more flexible dependence structures. These are obtained with vine copulas which generalize partial correlation vines by assigning copulas to the edges of R-vines instead of partial correlations.

4.3 Vine copulas and the simplifying assumption

Vine copulas allow to represent multivariate copulas in terms of bivariate copulas that are assigned to the edges of an R-vine and have been introduced by Aas et al. (2009), Bedford and Cooke (2002), and Joe (1997). To represent an arbitrary d -dimensional copula $C_{1:d}$ in terms of an R-vine copula, we need to introduce conditional probability integral transforms and conditional copulas. For $U_{1:d}$, the (conditional) probability integral transform (PIT) of U_{l_e} given U_{D_e} is defined as $U_{l_e|D_e} := F_{l_e|D_e}(U_{l_e}|U_{D_e})$, $l_e = h_e, i_e$, $e \in E_j$, $j = 2, \dots, d-1$. PITs are by construction uniformly distributed. The conditional copula (Patton 2006) is defined as the conditional joint distribution of the PITs $(U_{h_e|D_e}, U_{i_e|D_e})$ given U_{D_e} and denoted by $C_{h_e, i_e; D_e}$. The R-vine copula representation (Bedford and Cooke 2001) of a multivariate copula $C_{1:d}$ is now obtained by assigning the unconditional bivariate copulas C_{h_e, i_e} to the edges in the first tree $e \in E_1$ and the conditional bivariate copulas $C_{h_e, i_e; D_e}$ to the edges $e \in E_j$, $j = 2, \dots, d-1$ of higher trees. It can be shown that any copula density $c_{1:d}$ can then be factorized as

$$c_{1:d}(u_{1:d}) = \prod_{j=1}^{d-1} \prod_{e \in E_j} c_{h_e, i_e; D_e}(u_{h_e|D_e}, u_{i_e|D_e} | u_{D_e}),$$

where $u_{l_e|D_e} = F_{l_e|D_e}(u_{l_e} | u_{D_e})$, $l_e = h_e, i_e$, $e \in E_j$, $j = 2, \dots, d-1$. For simplicity, in the first tree we further set $u_{l_e|D_e} = u_{l_e}$ for $l_e = h_e, i_e$, $e \in E_1$ and $C_{h_e, i_e; D_e} = C_{h_e, i_e}$ for $e \in E_1$. We collect all $d(d-1)/2$ bivariate copulas determining the vine copula model in the set

$$\mathcal{C}_d^V = \{C_{h_e, i_e; D_e} : e \in E_j, j = 1, \dots, d-1\}.$$

The estimation of such a d -dimensional vine copula is challenging in high-dimensional settings. To overcome the curse of dimensionality in the modeling process, one usually assumes that the conditional copulas $c_{h_e, i_e; D_e}(\cdot, \cdot | u_{D_e})$ do not vary in u_{D_e} for $e \in E_j$, $j = 2, \dots, d-1$. This modeling assumption is called the simplifying assumption (Hobæk Haff et al. 2010). For discussions, analysis and a statistical test of the simplifying assumption see Hobæk Haff et al. (2010), Kurz and Spanhel (2022), Mroz et al. (2021), Spanhel and Kurz (2019), and Stöber et al. (2013).

The simplifying assumption is satisfied for the multivariate Gaussian copula (Hobæk Haff et al. 2010; Stöber et al. 2013). As a consequence, the density of a d -dimensional Gaussian

copula $C_d^{Gau}(R)$ can be written as the product of $d(d-1)/2$ bivariate Gaussian copula densities

$$c_{1:d}^{Gau}(u_{1:d}; R) = \prod_{j=1}^{d-1} \prod_{e \in E_j} c_{h_e, i_e; D_e}^{Gau}(u_{h_e|D_e}, u_{i_e|D_e}; \rho_{h_e, i_e; D_e}),$$

where the parameters of the bivariate Gaussian copulas are the partial correlations from the corresponding partial correlation vine, i.e., $\mathcal{C}_d^{\mathcal{V}} = \{C_{h_e, i_e; D_e}^{Gau}(\cdot, \cdot; \rho_{h_e, i_e; D_e}) : e \in E_j, j = 1, \dots, d-1\}$.

A key advantage of vine copulas is that there exist straightforward algorithms to compute things like probability integral transforms or to simulate from vine copulas using an iterative approach. These computations only involve evaluations of bivariate copula functions and derivatives thereof, which renders the algorithms computationally feasible.

In the following, we show Algorithm 1 which can be used to compute the probability integral transforms

$$\begin{aligned} W_{1:d} &:= (U_1, U_{2|1}, U_{3|1:2}, \dots, U_{d|1:d-1}) \\ &:= (F_1(U_1), F_{2|1}(U_2|U_1), F_{3|1:2}(U_3|U_{1:2}), \dots, F_{d|1:d-1}(U_d|U_{1:d-1})) \end{aligned}$$

from a simplified D-vine copula $\mathcal{C}_d^{\mathcal{V}}$. To apply Algorithm 1, all bivariate copulas assigned to the edges of the D-vine need to be specified. In addition, conditional distribution functions for these copulas are required. They can be obtained via partial derivatives. If $(U_1, U_2) \sim C$, the conditional distributions are given by

$$\begin{aligned} F_{U_1|U_2}(u_1|u_2) &= \partial_2 C(u_1, u_2), \\ F_{U_2|U_1}(u_2|u_1) &= \partial_1 C(u_1, u_2), \end{aligned}$$

where we use the notation $\partial_i f(x)$ for the partial derivative of a function $f(x)$ with respect to the i -th variable x_i .

Algorithm 1: Compute PITs from a simplified D-vine copula

Data: $U_{1:d} \sim C_{1:d}$ and a simplified D-vine copula $\mathcal{C}_d^{\mathcal{V}}$

Result: $W_{1:d} := (U_1, U_{2|1}, U_{3|1:2}, \dots, U_{d|1:d-1})$

$W_1, a_1, b_1 \leftarrow U_1$

for $i \leftarrow 2$ **to** d **do**

$a_i \leftarrow U_i$
for $j \leftarrow i-1$ to 1 do
$a_j \leftarrow \partial_1 C_{j,i; S_{j,i}}(b_j, a_{j+1}; \theta_{j,i})$
$W_i \leftarrow a_1; b_i \leftarrow a_i$
for $j \leftarrow 1$ to $i-1$ do
$b_j \leftarrow \partial_2 C_{j,i; S_{j,i}}(b_j, a_{j+1}; \theta_{j,i})$

A random sample from a copula or vine copula can be obtained by using inverse probability integral transforms. This method is also often called inverse probability method for random number generation. For this, we define the inverse of the conditional distribution function $F_{U_2|U_1}(u_2|u_1)$ with respect to u_2 . It is denoted by

$$F_{U_2|U_1}^{-1}(u_2|u_1) = [\partial_1 C]_2^{-1}(u_1, u_2),$$

where we use the notation f_i^{-1} for the inverse of a function f with respect to the i -th variable. Algorithm 2 can be used to obtain a sample $U_{1:d}$ from a d -dimensional D-vine copula based on independent standard uniform random variables $W_{1:d} \sim \mathcal{U}([0, 1]^d)$.

Algorithm 2: Simulation from a simplified D-vine copula

Data: $W_{1:d} \sim \mathcal{U}([0, 1]^d)$ and a simplified D-vine copula C_d^y

Result: $U_{1:d} \sim C_{1:d}$

$U_1, a_1, b_1 \leftarrow W_1$

for $i \leftarrow 2$ **to** d **do**

$a_i \leftarrow W_i$

for $j \leftarrow 1$ **to** $i - 1$ **do**

$a_{j+1} \leftarrow [\partial_1 C_{j,i; S_{j,i}}]_2^{-1}(b_j, a_j; \theta_{j,i})$

$U_i, b_i \leftarrow a_i$

for $j \leftarrow 1$ **to** $i - 1$ **do**

$b_j \leftarrow \partial_2 C_{j,i; S_{j,i}}(b_j, a_{j+1}; \theta_{j,i})$

4.4 Generating Gaussian copula knockoffs

The procedure to generate Gaussian copula knockoffs can be summarized as follows: First we transform $X_{1:d}$ to standard uniformly distributed random variables $U_{1:d} := (F_1(X_1), \dots, F_d(X_d))$. Then we compute the PITs $W_{1:d} := (U_1, U_{2|1}, U_{3|1:2}, \dots, U_{d|1:d-1})$ from $U_{1:d}$ using a d -dimensional partial correlation D-vine (Algorithm 1). Next, we sample $\tilde{W}_{1:d} \sim \mathcal{U}([0, 1]^d)$ and apply the inverse probability integral transform (Algorithm 2) to $(W_{1:d}, \tilde{W}_{1:d})$ with the $2d$ -dimensional Gaussian copula $C_{2d}^{Gau}(H)$. The corresponding $2d$ -dimensional partial correlation D-vine forms the basis to obtain the vine copula parameters in order to apply Algorithm 2. As a result we obtain $(U_{1:d}, \tilde{U}_{1,d})$ from the conditional distribution $F_{\tilde{U}_{1,d}|U_{1:d}}$. Finally, we set $\tilde{X}_{1:d} := (F_1^{-1}(\tilde{U}_1), \dots, F_d^{-1}(\tilde{U}_d))$ in order to obtain knockoffs $\tilde{X}_{1:d}$ as a sample from the conditional distribution $F_{\tilde{X}_{1:d}|X_{1:d}}$.

If $(U_1, U_2) \sim C_2^{Gau}$, conditional distributions of U_1 given U_2 , or U_2 given U_1 , can be obtained via partial derivatives

$$F_{U_1|U_2}(u_1|u_2) = \partial_2 C_2^{Gau}(u_1, u_2; \rho) = \Phi\left(\frac{\Phi^{-1}(u_1) - \rho\Phi^{-1}(u_2)}{\sqrt{1-\rho}}\right),$$

$$F_{U_2|U_1}(u_2|u_1) = \partial_1 C_2^{Gau}(u_1, u_2; \rho) = \Phi\left(\frac{\Phi^{-1}(u_2) - \rho\Phi^{-1}(u_1)}{\sqrt{1-\rho}}\right).$$

Algorithm 1 can now be used to compute the PITs $W_{1:d} := (U_1, U_{2|1}, U_{3|1:2}, \dots, U_{d|1:d-1})$ for a d -dimensional Gaussian copula $C_d^{Gau}(R)$. The parameters of the bivariate Gaussian copulas are given by the partial correlation vine corresponding to the correlation matrix R and the chosen D-vine structure.

A random sample from a Gaussian copula can be obtained by using inverse probability integral transforms. For this, we define the inverse of the function $\partial_1 C_2^{Gau}(u_1, u_2; \rho)$ with respect to the second argument u_2 . It is given by

$$[\partial_1 C_2^{Gau}]_2^{-1}(u_1, u_2; \rho) = \Phi\left(\Phi^{-1}(u_2)\sqrt{1-\rho} + \rho\Phi^{-1}(u_1)\right).$$

Algorithm 2 can now be used to obtain a sample $(U_{1:d}, \tilde{U}_{1,d}) \sim C_d^{Gau}(R)$ based on independent standard uniform random variables $(W_{1:d}, \tilde{W}_{1,d}) \sim \mathcal{U}([0, 1]^{2d})$.

Usually, neither the marginal distributions F_1, \dots, F_d nor the parameter, or correlation, matrix R are known but instead need to be estimated from data. Algorithm 3 summarizes the steps to obtain Gaussian copula knockoffs.

Algorithm 3: Gaussian copula knockoffs

Data: $X_{1:d}$ with $X_1 \sim F_1, \dots, X_d \sim F_d$ and $U_{1:d} := (F_1(X_1), \dots, F_d(X_d)) \sim C_d^{Gau}(R)$

Result: Gaussian copula knockoffs $\tilde{X}_{1:d}$

1. Estimate marginal distributions F_1, \dots, F_d
 2. Compute $U_{1:d} := (F_1(X_1), \dots, F_d(X_d))$
 3. Estimate copula parameters R
 4. Compute partial correlations $P_R \leftarrow \text{pcorr}(R)$
 5. Compute PITs $W_{1:d} := (U_1, U_{2|1}, U_{3|1:2}, \dots, U_{d|1:d-1})$ (Algorithm 1) with $C_d^{Gau}(R)$
 6. Find r via optimization and compute H (see (4.1))
 7. Compute partial correlations $P_H \leftarrow \text{pcorr}(H)$
 8. Sample $\tilde{W}_{1:d} \sim \mathcal{U}([0, 1]^d)$
 9. Apply inverse PITs (Algorithm 2) to $(W_{1:d}, \tilde{W}_{1:d})$ with $C_{2d}^{Gau}(H)$
 10. Compute knockoffs $\tilde{X}_{1:d} := (F_1^{-1}(\tilde{U}_1), \dots, F_d^{-1}(\tilde{U}_d))$
-

5 Vine copula knockoffs: Generating knockoffs with D-vine copulas

Gaussian copula knockoffs are more flexible than Gaussian knockoffs because the model class allows for arbitrary marginal distributions F_1, \dots, F_d and is not restricted to normally distributed margins. However, the dependence structure of $(X_{1:d}, \tilde{X}_{1:d})$ is restricted to a $2d$ -dimensional Gaussian copula. We have already seen that a Gaussian copula can be parametrized in terms of a vine copula by assigning bivariate Gaussian copulas to the edges of the vine with parameters given by the corresponding partial correlation vine. A straightforward generalization, allowing for much more flexible dependence structures, can be obtained by assigning more flexible copulas to the edges of the vine copula model. The procedure to obtain knockoffs from a flexible vine copula model will be discussed in the following. We call it *vine copula knockoffs* and an implementation thereof is provided in the Python package `vineknockoffs` (Kurz 2022).

As for the Gaussian copula knockoffs, the marginal distributions F_1, \dots, F_d can be estimated separately from the dependence structure. Given the marginal distributions, we transform $X_{1:d}$ to standard uniformly distributed random variables $U_{1:d} := (F_1(X_1), \dots, F_d(X_d))$. The first step for estimating a vine copula model is the selection of the vine structure. We choose the previously discussed D-vine because it maximizes the number of bivariate copulas that can be directly estimated from the data. The order of the variables in a D-vine can be chosen arbitrarily. The most common heuristic procedure suggested in the vine copula literature to determine the order is given by maximizing the dependence in the first tree of the D-vine (see for example Dißmann et al. 2013). This is obtained by finding the shortest Hamiltonian path using $1 - |\tau_{ij}|$ as weights, where τ_{ij} is the pairwise Kendall's τ of variables X_i and X_j . The optimization problem to find the order can be solved via the standard approaches for traveling salesman problems (TSP). We apply this procedure to determine the order of the variables $X_{1:d}$ and use the same order for the knockoffs $\tilde{X}_{1:d}$. For notational convenience, we assume in the following that the order obtained by solving the TSP is $X_1 \rightarrow X_2 \rightarrow \dots \rightarrow X_{d-1} \rightarrow X_d$.

The next step in vine copula modeling is the specification of bivariate copulas for each edge of the D-vine copula of $(U_{1:d}, \tilde{U}_{1:d})$. Following the same arguments as for the partial correlation D-vine, we can estimate the bivariate copulas in trees T_1 to T_{d-1} directly from the data. In the following, we work with parametric copula families (Gaussian, Clayton, Frank, Gumbel, Independence) and select the families with the Akaike information criterion (AIC) while estimating the parameters with maximum likelihood. Due to the special D-vine structure,

there are $d(d-1)/2$ copulas that can each be assigned to two edges. These are highlighted in green in Figure 2, which shows the four-dimensional case, i.e., a eight-dimensional D-vine copula as model for the distribution of $(U_{1:4}, \tilde{U}_{1:4})$. By mirroring the copulas which determine the joint distribution of $U_{1:d}$, we achieve that the model for the joint distribution of $\tilde{U}_{1:d}$ is exactly the same as the model for the joint distribution of $U_{1:d}$. Furthermore, it is computationally more efficient to estimate the copulas only once and then assign them to two edges. A second set of bivariate copulas can be estimated directly from the data. These $d(d-1)/2$ copulas are highlighted in blue in Figure 2. From a computational point of view, one can simply duplicate the data to obtain the $2d$ -dimensional vector $(U_{1:d}, U_{1:d})$ and then estimate the copulas in tree T_1 to T_{d-1} with the standard algorithm for a $2d$ -dimensional D-vine copula (see for example Algorithm 3.2 in Cooke et al. 2010). However, in each tree T_1, \dots, T_{d-1} only the first d copulas (from left to right in Figure 2) need to be estimated and the remaining copulas are obtained via the above described mirroring approach.

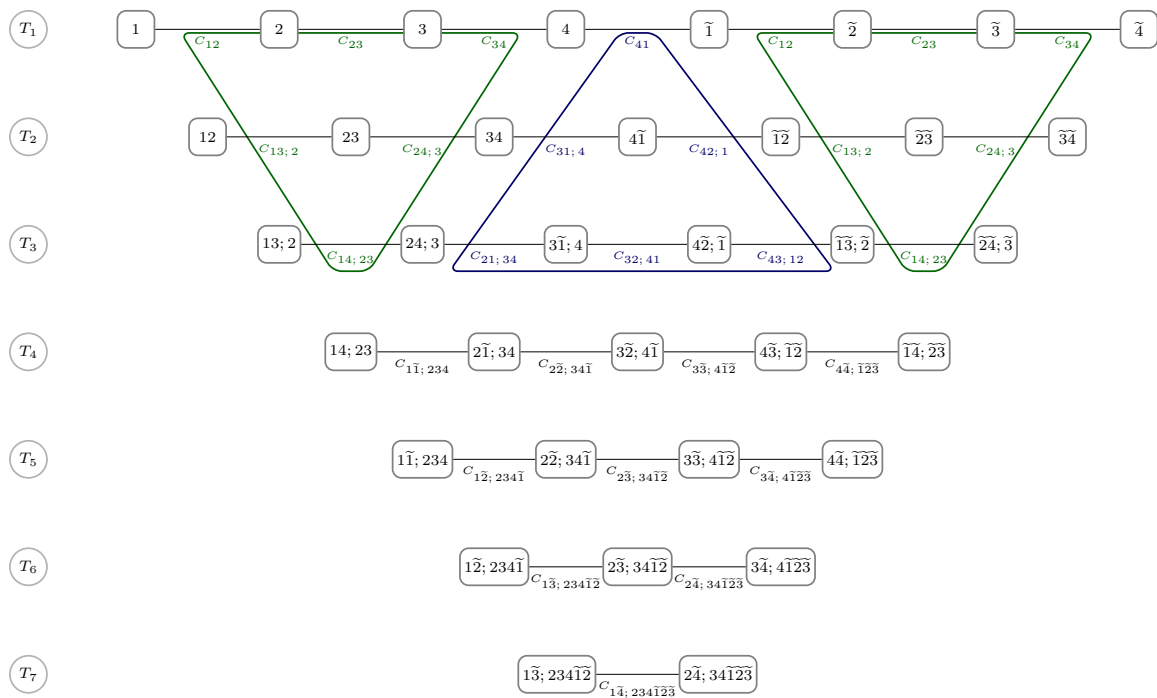


Figure 2: Vine copula knockoffs: D-vine copula for knockoff generation with $d = 4$.

Next the copulas in tree T_d need to be specified. In the four-dimensional case, visualized in Figure 2, this are the copulas $C_{1\tilde{1};234}$, $C_{2\tilde{2};34\tilde{1}}$, $C_{3\tilde{3};4\tilde{1}\tilde{2}}$ and $C_{4\tilde{4};\tilde{1}\tilde{2}\tilde{3}}$. These copulas fundamentally determine the dependence between each variable X_i and its knockoff \tilde{X}_i . The joint density of $(X_{1:4}, \tilde{X}_1)$ is for example given by (assuming the simplifying assumption holds)

$$f_{1234\tilde{1}}(x_{1:4}, \tilde{x}_1) = c_{1\tilde{1};234}(F_{1|2:4}(x_1|x_{2:4}), F_{\tilde{1}|2:4}(x_{\tilde{1}}|x_{2:4})) \cdot f_{1|2:4}(x_1|x_{2:4}) \cdot f_{\tilde{1}|2:4}(x_{\tilde{1}}|x_{2:4}) \cdot f_{2:4}(x_{2:4}).$$

Obviously, the joint density of X_i and its knockoff \tilde{X}_i could be extracted via integration from $f_{1234\tilde{1}}$. While it is possible to estimate the copulas in tree T_1, \dots, T_{d-1} of the D-vine directly from data, this is not recommended for higher trees. If one would directly estimate the copulas in the higher trees from the duplicate data vector $(U_{1:d}, U_{1:d})$, one would observe the very same phenomena as for Gaussian knockoffs. Namely, the constructed knockoffs would tend to be perfectly positive dependent with the original variables. However, to have power one usually tries to obtain knockoffs which are as independent as possible from the original variables. We

therefore suggest the following heuristic to specify the copulas in the trees T_d, \dots, T_{2d-1} : Instead of continuing the estimation of copulas in an iterative fashion, we calculate the partial correlation D-vine from matrix H as described for the Gaussian copula knockoffs. We then assign bivariate Gaussian copulas with the corresponding partial correlations $\rho_{j,i;S_{j,i}}$ to the edges in the trees T_d, \dots, T_{2d-1} .⁶

The procedure to generate vine copula knockoffs can be summarized as follows: First we transform $X_{1:d}$ to standard uniformly distributed random variables $U_{1:d} := (F_1(X_1), \dots, F_d(X_d))$. Then we determine the order of the variables, which specifies the structure of the D-vine. Next, the copulas in the trees T_1, \dots, T_{d-1} are estimated from the data with the standard algorithm for a $2d$ -dimensional D-vine copula model. However, we can exploit the fact that $d(d-1)/2$ copulas can be assigned to two edges each. We further compute the matrix H (see (4.1)) and the corresponding partial correlation vine. In the trees T_d, \dots, T_{2d-1} , we assign Gaussian copulas with the corresponding partial correlations $\rho_{j,i;S_{j,i}}$ as parameters to the edges of the D-vine copula. We obtain the D-vine copula model $\mathcal{C}_{2d}^{\mathcal{V}}$. Then we compute the PITs $W_{1:d} := (U_1, U_{2|1}, U_{3|1:2}, \dots, U_{d|1:d-1})$ from $U_{1:d}$ using Algorithm 1. Next, we sample $\tilde{W}_{1:d} \sim \mathcal{U}([0, 1]^d)$ and apply the inverse probability integral transform (Algorithm 2) to $(W_{1:d}, \tilde{W}_{1:d})$ with the $2d$ -dimensional vine copula model $\mathcal{C}_{2d}^{\mathcal{V}}$. As a result we obtain $(U_{1:d}, \tilde{U}_{1:d})$ from the conditional distribution $F_{\tilde{U}_{1:d}|U_{1:d}}$. Finally, we set $\tilde{X}_{1:d} := (F_1^{-1}(\tilde{U}_1), \dots, F_d^{-1}(\tilde{U}_d))$ in order to obtain knockoffs $\tilde{X}_{1:d}$ as a sample from the conditional distribution $F_{\tilde{X}_{1:d}|X_{1:d}}$. Algorithm 4 summarizes the steps to obtain vine copula knockoffs.

Algorithm 4: Vine copula knockoffs

Data: $X_{1:d}$

Result: Vine copula knockoffs $\tilde{X}_{1:d}$

1. Estimate marginal distributions F_1, \dots, F_d
 2. Compute $U_{1:d} := (F_1(X_1), \dots, F_d(X_d))$
 3. Determine the order of variables for the D-vine
 4. Estimate a D-vine copula model $\mathcal{C}_{2d}^{\mathcal{V}} := \{C_{j,i;S_{j,i}} : 2 \leq i \leq 2d, 1 \leq j \leq i-1\}$
 5. Compute PITs $W_{1:d} := (U_1, U_{2|1}, U_{3|1:2}, \dots, U_{d|1:d-1})$ (Algorithm 1)
 6. Sample $\tilde{W}_{1:d} \sim \mathcal{U}([0, 1]^d)$
 7. Apply inverse PITs (Algorithm 2) to $(W_{1:d}, \tilde{W}_{1:d})$ with $\mathcal{C}_{2d}^{\mathcal{V}}$ to obtain $(U_{1:d}, \tilde{U}_{1:d})$
 8. Compute knockoffs $\tilde{X}_{1:d} := (F_1^{-1}(\tilde{U}_1), \dots, F_d^{-1}(\tilde{U}_d))$
-

6 Simulation study

In the following simulation study we analyze the finite sample performance of vine copula knockoffs for high-dimensional controlled variable selection. We will compare three different knockoff methods discussed in the previous sections: Gaussian knockoffs (Section 3), Gaussian copula knockoffs (Algorithm 3 in Section 4) and vine copula knockoffs (Algorithm 4 in Section 5).⁷ All

⁶The heuristically obtained parameters might be further optimized. In our outlook and Appendix A, we discuss a stochastic gradient descent algorithm that could be used to further improve and tune vine copula knockoff models.

⁷Note that for the Gaussian knockoffs and Gaussian copula knockoffs we use the D-vine structure $X_1 \rightarrow X_2 \rightarrow \dots \rightarrow X_{d-1} \rightarrow X_d$, i.e., the same order of variables as in the data generation step itself. For vine copula knockoffs, we assume that this order is not known and the D-vine structure is chosen in a data-driven way using the previously described approach based on solving a traveling salesman problem (see Section 5). This is obviously more challenging and makes the modeling process more complex than if we would assume to know the data generating structure.

three knockoff methods are implemented in the Python package `vineknockoffs` (Kurz 2022). For the two copula-based knockoff methods, we need to estimate the marginal distributions F_1, \dots, F_d . This is done with the R package `kde1d` (Nagler and Vatter 2022), which implements a univariate kernel density estimator (see also Geenens 2014; Geenens and Wang 2018; Nagler 2018a; Nagler 2018b).

In the simulation study, we consider three different data generating processes (DGPs) for the covariates $X_{1:d} \in \mathbb{R}^d$: A multivariate normal distribution, a Gaussian copula and a truncated Clayton vine copula. We set $d = 50$ and conditionally on $X_{1:d}$ simulate the response variables from a normal distribution $Y \stackrel{iid}{\sim} \mathcal{N}(X_{1:d}\beta, 1)$. We randomly choose twenty entries of the d -dimensional parameter vector β to be non-zero. To alter the magnitude of the effects, we use the same setup as Romano et al. (2020) and set these parameters equal to $\pm\alpha/\sqrt{n}$, where n is the sample size and $\alpha \in \{3, 6, 9, 12, 15\}$ is used to vary the magnitude. The signs of the non-zero β -entries are sampled randomly. As Romano et al. (2020), we draw independent samples of size $m = 10000$ from the three DGPs in order to estimate the parameters of the knockoff models.

To study the finite sample performance for controlled variable selection, we proceed in the following way. For each $\alpha \in \{3, 6, 9, 12, 15\}$, we sample 1000 datasets of size $n = 200$ from each DGP. The three different knockoff methods are then used to obtain knockoff copies $\tilde{X}_{1:d}$. We then perform variable selection of Y given the augmented data vector $(X_{1:d}, \tilde{X}_{1:d})$ using the standard Lasso regression framework. The Lasso penalty parameter λ is determined via cross-validation using the R package `glmnet` (Friedman et al. 2010). Given the Lasso parameter estimates $(\hat{\beta}, \tilde{\beta})$, we then apply the knockoff filter using the statistics $W_i = |\hat{\beta}_i| - |\tilde{\beta}_i|$ for $i \in \{1, \dots, d\}$ with a nominal level $q = 0.1$. Knowing the ground truth parameter vectors β , we can determine true and false positives. This allows us to compare the finite sample performance of different knockoff methods by comparing the false discovery rates and empirical power results among the methods.

To further evaluate and compare the quality of the three knockoff methods, we compute the following diagnostics. The marginal distributions of each knockoff variable \tilde{X}_i should be equal to the distribution of the original variable X_i , $1 \leq i \leq d$. As diagnostic for the marginal distributions, we compute the Kolmogorov-Smirnov test statistics for each pair (X_i, \tilde{X}_i) and show boxplots of the average statistics (over the $d = 50$ variables) for the different knockoff methods. To evaluate whether the joint distribution of $(X_{1:d}, \tilde{X}_{1:d})$ is invariant with respect to swaps (knockoff property (2.1)), we further compute maximum mean discrepancies (MMDs) as suggested in Romano et al. (2020). The maximum mean discrepancy (MMD) is a kernel-based statistic for the equality of two distributions proposed by Gretton et al. (2012). To evaluate the knockoff property (2.1), we split each sample into two groups and set $Z_1 = (X_{1:d}, \tilde{X}_{1:d})$ and $Z_2 = (\tilde{X}_{1:d}, X_{1:d})$ in the two groups, respectively. The MMD between Z_1 and Z_2 is then a measure for the sensitivity of the joint distribution $(X_{1:d}, \tilde{X}_{1:d})$ with respect to a full swap, i.e., a swap where every of the d variables is being swapped.

6.1 DGP: Multivariate Gaussian

As first data generating process (DGP) we consider the following multivariate normal distribution

$$X_{1:d} \sim \mathcal{N}_d(0, \Sigma), \quad (6.1)$$

with covariance matrix Σ being a Toeplitz matrix with entries $\Sigma_{ij} = \rho^{|i-j|}$. We set $\rho = 0.7$ and consider a sample size of $n = 200$. For each $\alpha \in \{3, 6, 9, 12, 15\}$, we repeat the experiment 1000 times. The results of the controlled variable selection are presented in Figure 3. On the left in Figure 3, we plot the average false discovery proportions in 1000 repetitions against the

signal magnitude α . The results for the three considered knockoff methods are very similar. Comparing the false discover proportions with the nominal level $q = 0.1$, it becomes evident that with all three methods the false discovery rates can be controlled. Also in terms of the empirical power (right hand side of Figure 3) all three knockoff generation methods perform similarly.

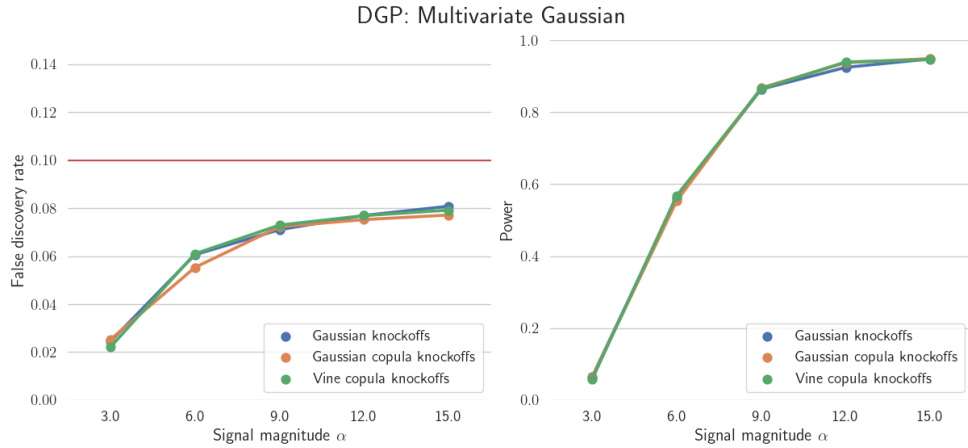


Figure 3: Average false discovery proportions (left) and empirical power (right) plotted against the signal magnitude $\alpha \in \{3, 6, 9, 12, 15\}$. The DGP is the multivariate normal distribution (6.1) with $d = 50$ and $n = 200$. The results for Gaussian knockoffs, Gaussian copula knockoffs and vine copula knockoffs are shown color-coded and obtained with 1000 independent repetitions.

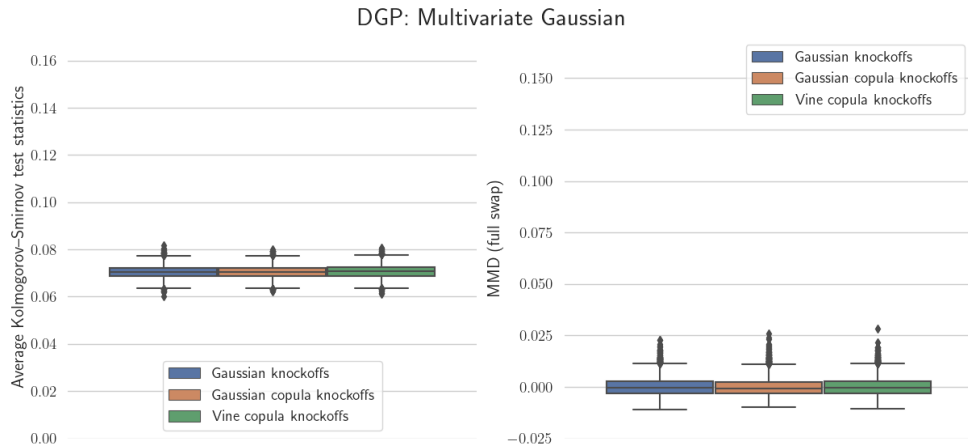


Figure 4: Knockoff diagnostics for the multivariate normal distribution (6.1) with $d = 50$ and $n = 200$ as DGP. On the left boxplots of average Kolmogorov-Smirnov test statistics for the pairs (X_i, \tilde{X}_i) , $1 \leq i \leq d$ are shown. The right plot provides boxplots of the MMD statistic for a full swap. The results for Gaussian knockoffs, Gaussian copula knockoffs and vine copula knockoffs are shown color-coded and obtained with 1000 independent repetitions.

In Figure 4, we present diagnostics for the three knockoff methods and the multivariate normal distribution as DGP. It shows that parametric normal distributions (Gaussian knockoffs) and the univariate kernel density estimators (Gaussian copula knockoffs and vine copula knockoffs) perform equally good in terms of the average Kolmogorov-Smirnov test statistics. Looking

at the maximum mean discrepancies (MMD) shown in the boxplots on the right of Figure 4, we see that with all three knockoff methods the full swap property is equally well satisfied.

6.2 DGP: Gaussian copula

The second DGP is a Gaussian copula given by

$$U_{1:d} := (F_1(X_1), \dots, F_d(X_d)) \sim C_d^{Gau}(R), \quad (6.2)$$

with correlation matrix R being a Toeplitz matrix with entries $R_{ij} = \rho^{|i-j|}$. We set $\rho = 0.7$ and consider a sample size of $n = 200$. In contrast to the multivariate Gaussian DGP, we want to study more flexible marginal distribution. Therefore, we randomly pick each margin F_i , $1 \leq i \leq d$, among the following distributions:

1. A *Gaussian mixture* distribution with three equally-likely mixture components. Each mixture component is a normal distribution $\mathcal{N}(\mu_j, \sigma_j^2)$ where the parameters are drawn randomly: $\mu_j \sim \mathcal{N}(0, 4)$ and $\sigma_j^2 \sim \mathcal{W}^{-1}(1, 3)$, $1 \leq j \leq 3$. Here, $\mathcal{W}^{-1}(\Psi, \nu)$ denotes an inverse Wishart distribution with ν degrees of freedom and scale parameter Ψ .
2. A *Student-t* distribution with $\nu = 3$ degrees of freedom, scale parameter σ and location parameter μ , which are drawn randomly via $\mu \sim \mathcal{N}(0, 4)$ and $\sigma^2 \sim \mathcal{W}^{-1}(1, 3)$.
3. An *Exponential* distribution where the parameter λ is drawn randomly from a Gamma distribution.

The Gaussian copula DGP is obtained by once drawing $d = 50$ marginal distributions (Gaussian mixture, Student-t or Exponential). We then sample from the Gaussian copula and obtain the random covariates $X_i = F_i^{-1}(U_i)$, $1 \leq i \leq d$. As described above, an independent sample is used to fit the knockoff models and we then repeat the knockoff experiment with 1000 samples of size $n = 200$.

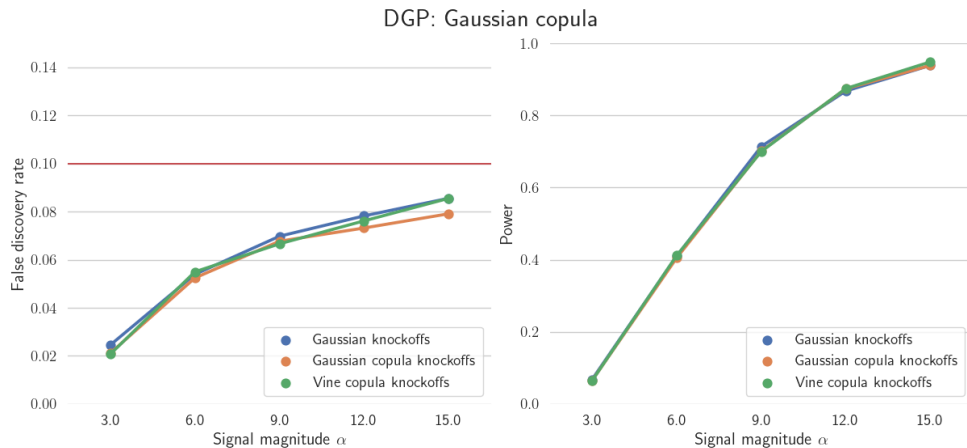


Figure 5: Average false discovery proportions (left) and empirical power (right) plotted against the signal magnitude $\alpha \in \{3, 6, 9, 12, 15\}$. The DGP is the Gaussian copula (6.2) with $d = 50$ and $n = 200$. The results for Gaussian knockoffs, Gaussian copula knockoffs and vine copula knockoffs are shown color-coded and obtained with 1000 independent repetitions.

The results of the controlled variable selection are shown in Figure 5. In terms of the false discovery proportions and the empirical power, the three different knockoff methods perform similarly good.

However, if we consider the knockoff diagnostics shown in Figure 6, it becomes evident that the average Kolmogorov-Smirnov test statistics (left hand side) are lower for the Gaussian copula knockoffs and for the vine copula knockoffs in comparison to the results for the Gaussian knockoffs. This means that the marginal distributions of the covariates $X_{1:d}$ are better replicated with the copula-based knockoff methods. Overall this is reasonable because the univariate kernel density estimates used for the copula-based knockoff methods are by construction more flexible than simply approximating the marginal distributions with normal distributions as it is being done when using Gaussian knockoffs. However, interestingly for the controlled variable selection it does not seem to have a major effect as can be seen in Figure 5. Also in terms of the maximum mean discrepancy (MMD), shown in the boxplots on the right of Figure 6, the copula-based knockoff methods are superior to the Gaussian knockoffs for the considered Gaussian copula DGP with flexible non-normal marginal distributions.

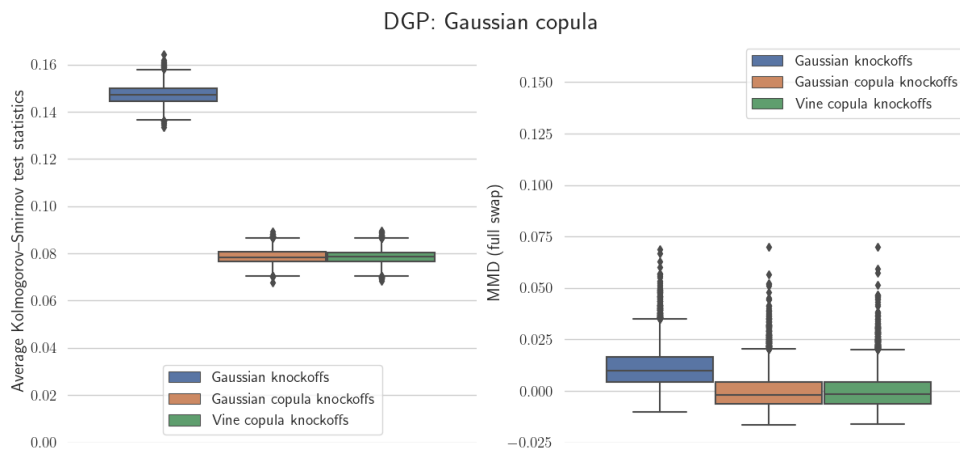


Figure 6: Knockoff diagnostics for the Gaussian copula (6.2) with $d = 50$ and $n = 200$ as DGP. On the left boxplots of average Kolmogorov-Smirnov test statistics for the pairs (X_i, \tilde{X}_i) , $1 \leq i \leq d$ are shown. The right plot provides boxplots of the MMD statistic for a full swap. The results for Gaussian knockoffs, Gaussian copula knockoffs and vine copula knockoffs are shown color-coded and obtained with 1000 independent repetitions.

6.3 Clayton vine copula

The third DGP is a D-vine copula with building blocks given by (for $2 \leq i \leq d$, $1 \leq j \leq i - 1$)

$$C_{j,i;S_{j,i}}(\cdot, \cdot) = \begin{cases} C^{Cl}(\cdot, \cdot; \theta_{i-j}) & 1 \leq i - j \leq 5, \\ C^\perp(\cdot, \cdot) & 6 \leq i - j \leq 49. \end{cases} \quad (6.3)$$

Here, C^\perp denotes the independence (or product) copula and C^{Cl} the Clayton copula. The parameters of the Clayton copulas in the $(i - j)$ -th tree are set to $\theta_{i-j} = \theta_1 / (1 + (i - j - 1)\theta_1)$ and $\theta_1 = 2\tau / (1 - \tau)$.⁸ We set $\tau = 0.7$ and consider a sample size of $n = 200$. As for the Gaussian copula, we combine the Clayton vine copula (6.3) with randomly chosen marginal distributions F_i , $1 \leq i \leq d$, among Gaussian mixture, Student-t and Exponential distributions (see Section 6.2). Again we obtain the random covariates via $X_i = F_i^{-1}(U_i)$, $1 \leq i \leq d$.

⁸Note that the specified vine copula is the simplified vine copula representation of a d -dimensional Clayton copula, where τ is the pairwise Kendall's τ . However, for all copulas in the higher trees (from the 6-th tree on) we use independence copulas instead of Clayton copulas, i.e., the DGP is not exactly a d -dimensional Clayton copula but a truncated version of its vine copula representation.

The results of the controlled variable selection are presented in Figure 7. On the left of Figure 7, we plot the average false discovery proportion in 1000 repetitions against the signal magnitude α . Comparing the false discover proportions with the nominal level $q = 0.1$ shows that again with all three methods the false discoveries can be controlled. In terms of the empirical power (right hand side of Figure 7) vine copula knockoffs are more powerful in comparison to the less flexible Gaussian knockoffs and Gaussian copula knockoffs.

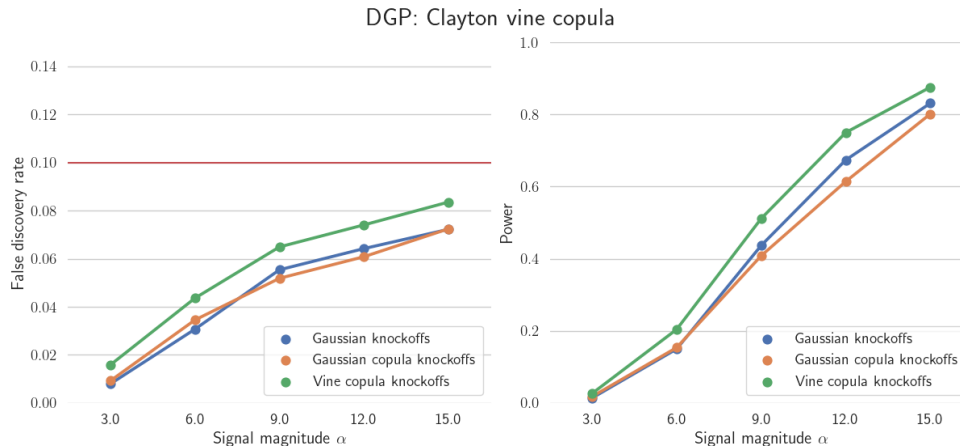


Figure 7: Average false discovery proportions (left) and empirical power (right) plotted against the signal magnitude $\alpha \in \{3, 6, 9, 12, 15\}$. The DGP is the Clayton vine copula (6.3) with $d = 50$ and $n = 200$. The results for Gaussian knockoffs, Gaussian copula knockoffs and vine copula knockoffs are shown color-coded and obtained with 1000 independent repetitions.

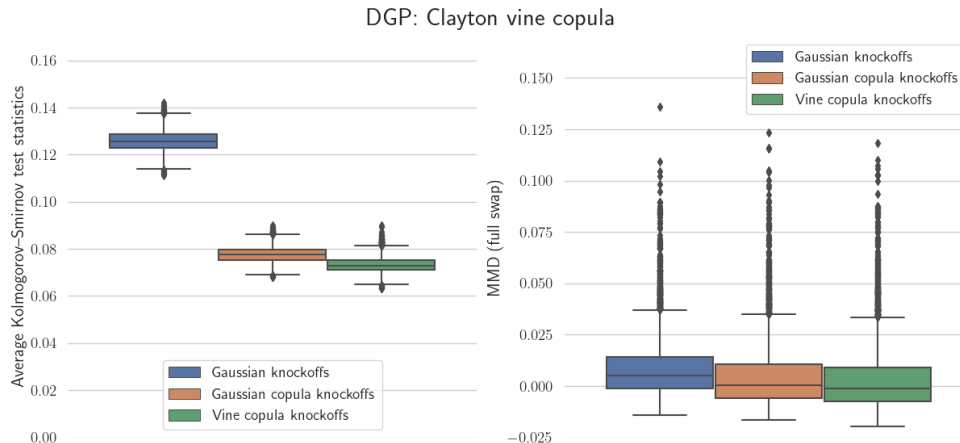


Figure 8: Knockoff diagnostics for the Clayton vine copula (6.3) with $d = 50$ and $n = 200$ as DGP. On the left boxplots of average Kolmogorov-Smirnov test statistics for the pairs (X_i, \tilde{X}_i) , $1 \leq i \leq d$ are shown. The right plot provides boxplots of the MMD statistic for a full swap. The results for Gaussian knockoffs, Gaussian copula knockoffs and vine copula knockoffs are shown color-coded and obtained with 1000 independent repetitions.

The knockoffs diagnostics presented in Figure 8 are in line with the results of the controlled variable selection. Vine copula knockoffs consist of flexible univariate kernel density estimates for the margins which are combined with a simplified vine copula model for modeling the dependence structure. For the considered DGP, vine copula knockoffs are in terms of the average

Kolmogorov-Smirnov test statistics and the MMD superior in comparison to the Gaussian knockoffs or Gaussian copula knockoffs. This is reasonable as Gaussian knockoffs approximate the joint distribution with a multivariate normal distribution which might not be well suited for the considered Clayton vine copula DGP (6.3). While Gaussian copula knockoffs are more flexible in terms of the univariate margins using kernel density estimates, the copula is still approximated with a Gaussian copula. In this regard the vine copula knockoffs are more flexible and also perform better for the considered DGP as can be seen in Figure 7 and Figure 8.

7 Concluding remarks

In this paper we propose a vine copula based knockoff generation method for high-dimensional controlled variable selection. We show that there is a direct connection between knockoffs and partial correlation vines. These partial correlation vines can be naturally generalized to vine copulas. The usage of vine copulas for generating knockoffs comes at two key advantages. First, by using copulas, one can model the marginal distributions independently of the dependence structure and therefore benefit from highly flexible models like for example univariate kernel density estimators. Secondly, vine copulas give access to a flexible framework to model the dependence among the covariates and their knockoff copies. An implementation of vine copula knockoffs is provided in the Python package `vineknockoffs` (Kurz 2022). We further demonstrate in a simulation study that vine copula knockoff models are effective and powerful for high-dimensional controlled variable selection.

The parametric vine copula knockoff models proposed in this paper can be further tuned. In these lines, one needs to define a loss function which balances the tradeoff between approximately satisfying the knockoff swap property and the target to render the variables and their knockoff copies as independent as possible. For example Romano et al. (2020) use a maximum mean discrepancy (MMD) loss and Sudarshan et al. (2020) a likelihood loss to optimize deep learning models with a stochastic gradient descent algorithm. In Appendix A, we briefly discuss key components of such an approach for vine copula knockoff models. Another interesting topic for future research is the extension of vine copula knockoffs to discrete marginal distributions, see, e.g., Panagiotelis et al. (2012, 2017) and Zilko and Kurowicka (2016) for vine copula modeling with discrete or mixed discrete-continuous margins.

Acknowledgements

We acknowledge funding by the Deutsche Forschungsgemeinschaft (DFG, German Research Foundation) – Project Number 431701914.

References

- Aas, K., C. Czado, A. Frigessi, and H. Bakken (2009). “Pair-copula constructions of multiple dependence”. In: *Insurance: Mathematics and Economics* 44.2, pp. 182–198.
- Barber, R. F. and E. J. Candès (2015). “Controlling the false discovery rate via knockoffs”. In: *The Annals of Statistics* 43.5, pp. 2055–2085.
- Bedford, T. and R. M. Cooke (2001). “Probability density decomposition for conditionally dependent random variables modeled by vines”. In: *Annals of Mathematics and Artificial Intelligence* 32 (1), pp. 245–268.
- (2002). “Vines – A new graphical model for dependent random variables”. In: *The Annals of Statistics* 30.4, pp. 1031–1068.
- Candès, E., Y. Fan, L. Janson, and J. Lv (2018). “Panning for gold: ‘model-X’ knockoffs for high dimensional controlled variable selection”. In: *Journal of the Royal Statistical Society: Series B (Statistical Methodology)* 80.3, pp. 551–577.
- Cooke, R. M., H. Joe, and K. Aas (2010). “Vines Arise”. In: *Dependence Modeling*. World Scientific, pp. 37–71.
- Dißmann, J., E. C. Brechmann, C. Czado, and D. Kurowicka (2013). “Selecting and estimating regular vine copulae and application to financial returns”. In: *Computational Statistics & Data Analysis* 59, pp. 52–69.
- Emery, K. and U. Keich (2019). *Controlling the FDR in variable selection via multiple knockoffs*. arXiv:1911.09442 [stat.ME].
- Friedman, J., T. Hastie, and R. Tibshirani (2010). “Regularization Paths for Generalized Linear Models via Coordinate Descent”. In: *Journal of Statistical Software* 33.1, pp. 1–22.
- Geenens, G. (2014). “Probit Transformation for Kernel Density Estimation on the Unit Interval”. In: *Journal of the American Statistical Association* 109.505, pp. 346–358.
- Geenens, G. and C. Wang (2018). “Local-Likelihood Transformation Kernel Density Estimation for Positive Random Variables”. In: *Journal of Computational and Graphical Statistics* 27.4, pp. 822–835.
- Gimenez, J. R., A. Ghorbani, and J. Zou (2019). “Knockoffs for the Mass: New Feature Importance Statistics with False Discovery Guarantees”. In: *Proceedings of the Twenty-Second International Conference on Artificial Intelligence and Statistics (AISTATS)*. Vol. 89. Proceedings of Machine Learning Research (PMLR), pp. 2125–2133.
- Gimenez, J. R. and J. Zou (2019). “Improving the Stability of the Knockoff Procedure: Multiple Simultaneous Knockoffs and Entropy Maximization”. In: *Proceedings of the Twenty-Second International Conference on Artificial Intelligence and Statistics (AISTATS)*. Vol. 89. Proceedings of Machine Learning Research (PMLR), pp. 2184–2192.
- Gretton, A., K. M. Borgwardt, M. J. Rasch, B. Schölkopf, and A. Smola (2012). “A Kernel Two-Sample Test”. In: *Journal of Machine Learning Research* 13.25, pp. 723–773.
- Hobæk Haff, I., K. Aas, and A. Frigessi (2010). “On the simplified pair-copula construction – Simply useful or too simplistic?” In: *Journal of Multivariate Analysis* 101.5, pp. 1296–1310.
- Joe, H. (1997). *Multivariate Models and Dependence Concepts*. London: Chapman & Hall.
- Jordon, J., J. Yoon, and M. van der Schaar (2019). “KnockoffGAN: Generating Knockoffs for Feature Selection using Generative Adversarial Networks”. In: *International Conference on Learning Representations (ICLR)*.
- Kurowicka, D. and R. M. Cooke (2003). “A parameterization of positive definite matrices in terms of partial correlation vines”. In: *Linear Algebra and its Applications* 372, pp. 225–251.
- (2006). “Completion problem with partial correlation vines”. In: *Linear Algebra and its Applications* 418.1, pp. 188–200.

- Kurz, M. S. (2022). *vineknockoffs: Vine copula based knockoffs*. <https://github.com/MalteKurz/vineknockoffs>, Python package version 0.1.0.
- Kurz, M. S. and F. Spanhel (2022). “Testing the simplifying assumption in high-dimensional vine copulas”. In: *Electronic Journal of Statistics* 16.2, pp. 5226–5276.
- Liu, Y. and C. Zheng (2018). *Auto-Encoding Knockoff Generator for FDR Controlled Variable Selection*. arXiv:1809.10765 [stat.ME].
- Luo, Y., W. Fithian, and L. Lei (2022). *Improving knockoffs with conditional calibration*. arXiv:2208.09542 [stat.ME].
- Mroz, T., S. Fuchs, and W. Trutschnig (2021). “How simplifying and flexible is the simplifying assumption in pair-copula constructions – analytic answers in dimension three and a glimpse beyond”. In: *Electronic Journal of Statistics* 15.1, pp. 1951–1992.
- Nagler, T. (2018a). “Asymptotic Analysis of the Jittering Kernel Density Estimator”. In: *Mathematical Methods of Statistics* 27.1, pp. 32–46.
- Nagler, T. (2018b). “A generic approach to nonparametric function estimation with mixed data”. In: *Statistics & Probability Letters* 137, pp. 326–330.
- Nagler, T. and T. Vatter (2022). *kde1d: Univariate Kernel Density Estimation*. <https://CRAN.R-project.org/package=kde1d>, R package version 1.0.5.
- Panagiotelis, A., C. Czado, and H. Joe (2012). “Pair Copula Constructions for Multivariate Discrete Data”. In: *Journal of the American Statistical Association* 107.499, pp. 1063–1072.
- Panagiotelis, A., C. Czado, H. Joe, and J. Stöber (2017). “Model selection for discrete regular vine copulas”. In: *Computational Statistics & Data Analysis* 106, pp. 138–152.
- Patton, A. J. (2006). “Modelling asymmetric exchange rate dependence”. In: *International Economic Review* 47.2, pp. 527–556.
- Ren, Z., Y. Wei, and E. Candès (2021). “Derandomizing Knockoffs”. In: *Journal of the American Statistical Association*. forthcoming, pp. 1–11.
- Romano, Y., M. Sesia, and E. Candès (2020). “Deep Knockoffs”. In: *Journal of the American Statistical Association* 115.532, pp. 1861–1872.
- Sesia, M., C. Sabatti, and E. J. Candès (2018). “Gene hunting with hidden Markov model knockoffs”. In: *Biometrika* 106.1, pp. 1–18.
- Spanhel, F. and M. S. Kurz (2019). “Simplified vine copula models: Approximations based on the simplifying assumption”. In: *Electronic Journal of Statistics* 13.1, pp. 1254–1291.
- Stöber, J., H. Joe, and C. Czado (2013). “Simplified pair copula constructions – Limitations and extensions”. In: *Journal of Multivariate Analysis* 119, pp. 101–118.
- Sudarshan, M., W. Tansey, and R. Ranganath (2020). “Deep Direct Likelihood Knockoffs”. In: *Advances in Neural Information Processing Systems (NeurIPS)*. Vol. 33, pp. 5036–5046.
- Tagasovska, N., D. Ackerer, and T. Vatter (2019). “Copulas as High-Dimensional Generative Models: Vine Copula Autoencoders”. In: *Advances in Neural Information Processing Systems (NeurIPS)*. Vol. 32.
- Zilko, A. A. and D. Kurowicka (2016). “Copula in a multivariate mixed discrete-continuous model”. In: *Computational Statistics & Data Analysis* 103, pp. 28–55.

A Optimizing the parameters of vine copula knockoff models via a stochastic gradient descent algorithm

The parametric vine copula knockoff models proposed in this paper can be further tuned. In these lines, one needs to define a loss function which balances the tradeoff between approximately satisfying the knockoff swap property and the target to render the variables and their knockoff copies as independent as possible. For example Romano et al. (2020) use a maximum mean discrepancy (MMD) loss and Sudarshan et al. (2020) a likelihood loss to optimize deep learning models with a stochastic gradient descent (SGD) algorithm.

Having defined a knockoff loss function, a key component for the implementation of a SGD algorithm is the implementation of the gradient of the loss with respect to the parameters. For this, let $\theta_{k,l}$ be the parameter of the copula $C_{k,l;S_{k,l}}$, $2 \leq l \leq 2d$, $1 \leq k \leq l-1$. Following Algorithm 4, the knockoffs $\tilde{X}_{1:d}$ are a function of the observed variables $X_{1:d}$, the estimated marginal distributions F_1, \dots, F_d and the vine copula parameters $\theta_{k,l}$, $2 \leq l \leq 2d$, $1 \leq k \leq l-1$. Via iteratively applying the chain rule, we obtain the gradient of the knockoff loss function with respect to the parameters $\theta_{k,l}$.

In the following, we provide Algorithm 5 which extends Algorithm 1. As a result of Algorithm 5 one obtains not only the PITs $W_{1:d} := (U_1, U_{2|1}, U_{3|1:2}, \dots, U_{d|1:d-1})$ but also the partial derivatives of all PITs with respect to the parameter $\theta_{k,l}$.

Algorithm 5: Compute PITs and their derivative w.r.t. $\theta_{k,l}$ from a D-vine copula

Data: $U_{1:d} \sim C_{1:d}$ and a simplified D-vine copula C_d^V

Result: $W_{1:d} := (U_1, U_{2|1}, U_{3|1:2}, \dots, U_{d|1:d-1})$ and

$$\tilde{W}_{1:d} := (\partial_{\theta_{k,l}} U_1, \partial_{\theta_{k,l}} U_{2|1}, \partial_{\theta_{k,l}} U_{3|1:2}, \dots, \partial_{\theta_{k,l}} U_{d|1:d-1})$$

$W_1, a_1, b_1 \leftarrow U_1; \tilde{W}_1, \check{a}_1, \check{b}_1 \leftarrow 0$

for $i \leftarrow 2$ **to** d **do**

$a_i \leftarrow U_i; \check{a}_i \leftarrow 0;$

for $j \leftarrow i-1$ **to** 1 **do**

$d_\theta \leftarrow \partial_{\theta_{k,l}} \partial_1 C_{j,i;S_{j,i}}(b_j, a_{j+1}; \theta_{j,i})$

$d_1 \leftarrow \partial_1^2 C_{j,i;S_{j,i}}(b_j, a_{j+1}; \theta_{j,i})$

$d_2 \leftarrow \partial_2 \partial_1 C_{j,i;S_{j,i}}(b_j, a_{j+1}; \theta_{j,i})$

$\check{a}_j \leftarrow d_\theta + \check{b}_j \cdot d_1 + \check{a}_{j+1} \cdot d_2$

$a_j \leftarrow \partial_1 C_{j,i;S_{j,i}}(b_j, a_{j+1}; \theta_{j,i})$

$W_i \leftarrow a_1; b_i \leftarrow a_i; \tilde{W}_i \leftarrow \check{a}_1; \check{b}_i \leftarrow \check{a}_i$

for $j \leftarrow 1$ **to** $i-1$ **do**

$d_\theta \leftarrow \partial_{\theta_{k,l}} \partial_2 C_{j,i;S_{j,i}}(b_j, a_{j+1}; \theta_{j,i})$

$d_1 \leftarrow \partial_1 \partial_2 C_{j,i;S_{j,i}}(b_j, a_{j+1}; \theta_{j,i})$

$d_2 \leftarrow \partial_2^2 C_{j,i;S_{j,i}}(b_j, a_{j+1}; \theta_{j,i})$

$\check{b}_j \leftarrow d_\theta + \check{b}_j \cdot d_1 + \check{a}_{j+1} \cdot d_2$

$b_j \leftarrow \partial_2 C_{j,i;S_{j,i}}(b_j, a_{j+1}; \theta_{j,i})$

Similarly, we provide Algorithm 6 which extends Algorithm 2. As a result of Algorithm 6 one obtains not only the variables $U_{1:d} \sim C_{1:d}$ but also the partial derivatives of the variables with respect to the parameters, i.e., $\tilde{U}_{1:d} := (\partial_{\theta_{k,l}} U_1, \dots, \partial_{\theta_{k,l}} U_d)$.

Using Algorithm 5 and Algorithm 6, we can now not only generate knockoffs (see Algorithm 4) but also compute the gradient of every knockoff with respect to every vine copula

Algorithm 6: Simulation from a D-vine copula with derivative w.r.t. $\theta_{k,l}$

Data: $W_{1:d} \sim \mathcal{U}([0, 1]^d)$, $\widetilde{W}_{1:d} := (\partial_{\theta_{k,l}} W_1, \dots, \partial_{\theta_{k,l}} W_d)$ and a simplified D-vine copula $\mathcal{C}_d^{\mathcal{V}}$

Result: $U_{1:d} \sim \mathcal{C}_{1:d}$ and $\check{U}_{1:d} := (\partial_{\theta_{k,l}} U_1, \dots, \partial_{\theta_{k,l}} U_d)$

$U_1, a_1, \check{b}_1 \leftarrow W_1$; $\check{U}_1, \check{a}_1, \check{b}_1 \leftarrow \widetilde{W}_1$

for $i \leftarrow 2$ **to** d **do**

$a_1 \leftarrow W_i$; $\check{a}_1 \leftarrow \widetilde{W}_i$

for $j \leftarrow 1$ **to** $i - 1$ **do**

$a_{j+1} \leftarrow [\partial_1 C_{j,i; S_{j,i}}]_2^{-1}(b_j, a_j; \theta_{j,i})$

$\check{d}_\theta \leftarrow \partial_{\theta_{k,l}} \partial_1 C_{j,i; S_{j,i}}(b_j, a_{j+1}; \theta_{j,i})$

$\check{d}_1 \leftarrow \partial_1^2 C_{j,i; S_{j,i}}(b_j, a_{j+1}; \theta_{j,i})$

$f \leftarrow c_{j,i; S_{j,i}}(b_j, a_{j+1}; \theta_{j,i})$

$d_\theta \leftarrow -\check{d}_\theta / f$

$d_1 \leftarrow -\check{d}_1 / f$

$d_2 \leftarrow 1 / f$

$\check{a}_{j+1} \leftarrow d_\theta + \check{b}_j \cdot d_1 + \check{a}_{j+1} \cdot d_2$

$U_i, b_i \leftarrow a_i$; $\check{U}_i, \check{b}_i \leftarrow \check{a}_i$

for $j \leftarrow 1$ **to** $i - 1$ **do**

$d_\theta \leftarrow \partial_{\theta_{k,l}} \partial_2 C_{j,i; S_{j,i}}(b_j, a_{j+1}; \theta_{j,i})$

$d_1 \leftarrow \partial_1 \partial_2 C_{j,i; S_{j,i}}(b_j, a_{j+1}; \theta_{j,i})$

$d_2 \leftarrow \partial_2^2 C_{j,i; S_{j,i}}(b_j, a_{j+1}; \theta_{j,i})$

$\check{b}_j \leftarrow d_\theta + \check{b}_j \cdot d_1 + \check{a}_{j+1} \cdot d_2$

$b_j \leftarrow \partial_2 C_{j,i; S_{j,i}}(b_j, a_{j+1}; \theta_{j,i})$

parameter $\theta_{k,l}$, $2 \leq l \leq 2d$, $1 \leq k \leq l - 1$. This allows us to further tune the vine copula knockoff parameters using a stochastic gradient descent algorithm. A prototype implementation of such a parameter optimization for vine copula knockoff models is available in the `Python` package `vineknockoffs` (Kurz 2022). It is based on an MMD loss similarly to the one used in Romano et al. (2020).