

Spectra of CO₂-Rg₂ and CO₂-Rg-He trimers (Rg = Ne, Ar, Kr, and Xe): intermolecular CO₂ rock, vibrational shifts and three-body effects

A.J. Barclay,¹ A.R.W. McKellar,² and N. Moazzen-Ahmadi¹

¹*Department of Physics and Astronomy, University of Calgary, 2500 University Drive North West, Calgary, Alberta T2N 1N4, Canada*

²*National Research Council of Canada, Ottawa, Ontario K1A 0R6, Canada*

Abstract

Weakly-bound CO₂-Rg₂ trimers are studied by high resolution (0.002 cm⁻¹) infrared spectroscopy in the region of the CO₂ ν₃ fundamental band (≈2350 cm⁻¹), using a tunable OPO to probe a pulsed supersonic slit jet expansion with an effective rotational temperature of about 2 K. CO₂-Ar₂ spectra have been reported previously, but are extended here to include Rg = Ne, Kr, and Xe as well as new combination and hot bands. For Kr and Xe, a unified scaled parameter scheme is used to account for the many possible isotopic species. Vibrational shifts of CO₂-Rg₂ trimers are compared to those of CO₂-Rg dimers, and in all cases the trimer shifts are slightly more positive (blue-shifted) than expected on the basis of linear extrapolation from the dimer. Combination bands directly measure an intermolecular vibrational mode (the CO₂ rock), and gives values of about 32.2, 33.8, and 34.7 cm⁻¹ for CO₂-Ar₂, -Kr₂, and -Xe₂. Structural parameters derived for CO₂-Rg₂ trimers are compared with those of CO₂-Rg and Rg₂ dimers. Spectra of the mixed trimers CO₂-Rg-He are also reported.

1. Introduction

Thanks to their fundamental nature and experimental accessibility, CO₂-rare gas (Rg) clusters serve as useful probes of intermolecular force effects to help improve theoretical modeling. The CO₂-Rg dimers have been extensively studied by high resolution spectroscopy, beginning with the 1979 work of Steed et al.¹ on pure rotational transitions of CO₂-Ar. Some key experimental spectroscopic results in the microwave and infrared regions are as follows: for CO₂-He,²⁻⁴ for CO₂-Ne,⁵⁻⁹ for CO₂-Ar,^{1,5,6,10-15} for CO₂-Kr,^{5,6, 16-18} and for CO₂-Xe.^{5,8,16,19} The equilibrium dimer structures were found to be T-shaped, with the Rg atom located to the 'side' of the CO₂, adjacent to the C atom. Effective intermolecular distances (C-Rg) ranged from 3.3 Å for CO₂-Ne to 3.8 Å for CO₂-Xe.

In a notable 1993 paper, Xu et al.²⁰ observed microwave transitions of the trimer CO₂-Ar₂, and this was followed up with infrared observations of CO₂-Ar₂ by Sperhac et al.²¹ in 1996. As illustrated in Fig. 1, the trimer structure places the second Ar atom in a 'side' position equivalent to that of the first, with an Ar-Ar distance of about 3.8 Å, similar to that in the isolated Ar₂ dimer. The trimer is thus an asymmetric rotor with C_{2v} point group symmetry, as is CO₂-Ar. Analogous trimer structures and infrared spectra have also been observed for CO₂-He₂,²² N₂O-Ar₂, and N₂O-Ne₂.²³ Other weakly bound trimers containing a linear molecule plus two rare gas atoms have also been studied, including OCS-Ar₂,²⁴ OCS-Ne₂,²⁵ HCN-Ar₂,²⁶ and HBr-Ar₂.²⁷

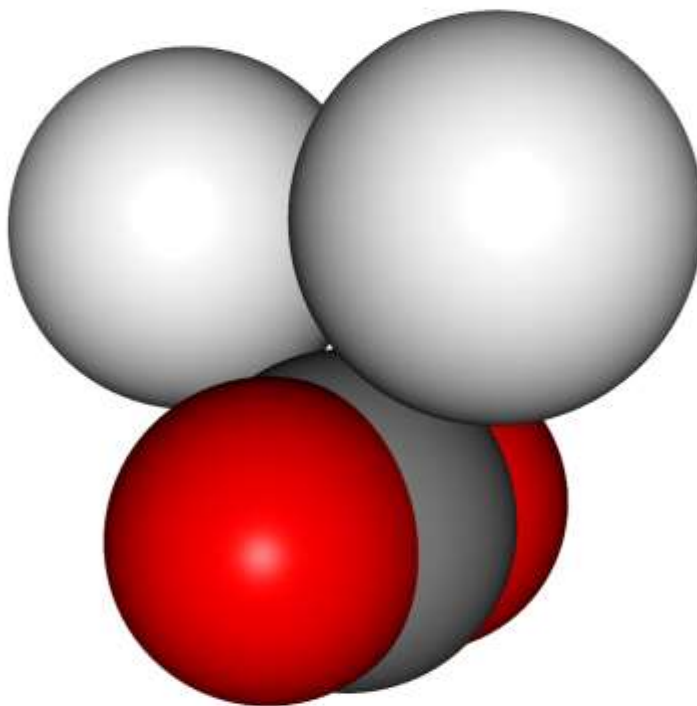


Fig. 1. Illustration of the $\text{CO}_2\text{-Rg}_2$ trimer structure. The two Rg atoms at the top in this picture occupy equivalent positions on the equatorial plane of the CO_2 molecule. The 2-fold rotational symmetry axis (vertical in this picture) is the a -inertial axis for Rg = He and Ne, and the b axis for Rg = Ar, Kr, and Xe.

In the present paper, we extend the study of $\text{CO}_2\text{-Rg}_2$ to include Ne, Kr, and Xe by observing infrared spectra in the region of the ν_3 fundamental band of CO_2 ($\approx 2350\text{ cm}^{-1}$), the same as for $\text{CO}_2\text{-Ar}_2$ in Ref. 21. We also observe combination bands for Ar, Kr, and Xe in addition to the fundamental band. These combinations involve low frequency ($\approx 30\text{ cm}^{-1}$) intermolecular modes and thus give new and direct information on trimer vibrational dynamics.

As well, we observe (limited) trimer spectra corresponding to the CO_2 (ν_1, ν_2^{l2}, ν_3) = (01¹1) – (01¹0) hot band transition ($\approx 2337 \text{ cm}^{-1}$). All the spectra are recorded using supersonic expansion gas mixtures with helium as the main component, and we are able to observe spectra of the mixed trimers $\text{CO}_2\text{-Rg-He}$ (Rg = Ne, Ar, Kr, and Xe). As mentioned, $\text{CO}_2\text{-Rg}$ dimers and $\text{CO}_2\text{-Rg}_2$ trimers have C_{2v} symmetry. For the dimers, where the a -inertial axis is the C_2 symmetry axis, nuclear spin statistics dictate that only levels with $(K_a) = (\text{even})$ are allowed in the ground vibrational state (for $^{12}\text{C}^{16}\text{O}_2$). The same is true for $\text{CO}_2\text{-Ne}_2$, but for $\text{CO}_2\text{-Ar}_2$, it turns out that b is the symmetry axis, so only levels with $(K_a, K_c) = (\text{even}, \text{even})$ or (odd, odd) are allowed. For $\text{CO}_2\text{-Kr}_2$ and $\text{CO}_2\text{-Xe}_2$ trimers, b is again the symmetry axis, but the multiplicity of atomic isotopes means that spin statistics have less influence on the spectra.

2. Results

The spectra were recorded as described previously,^{9,19,28} using a rapid-scan optical parametric oscillator source to probe a pulsed supersonic slit jet expansion. The typical gas expansion mixture contained about 0.04% carbon dioxide plus 0.8% neon, argon, krypton, or xenon in helium carrier gas with a jet backing pressure of about 13 atmospheres. Wavenumber calibration was carried out by simultaneously recording signals from a fixed etalon and a CO_2 reference gas cell. Simulation and fitting were carried out using PGOPHER software,²⁹ using the Mergeblend option to fit blended lines to an intensity weighted average of their components.

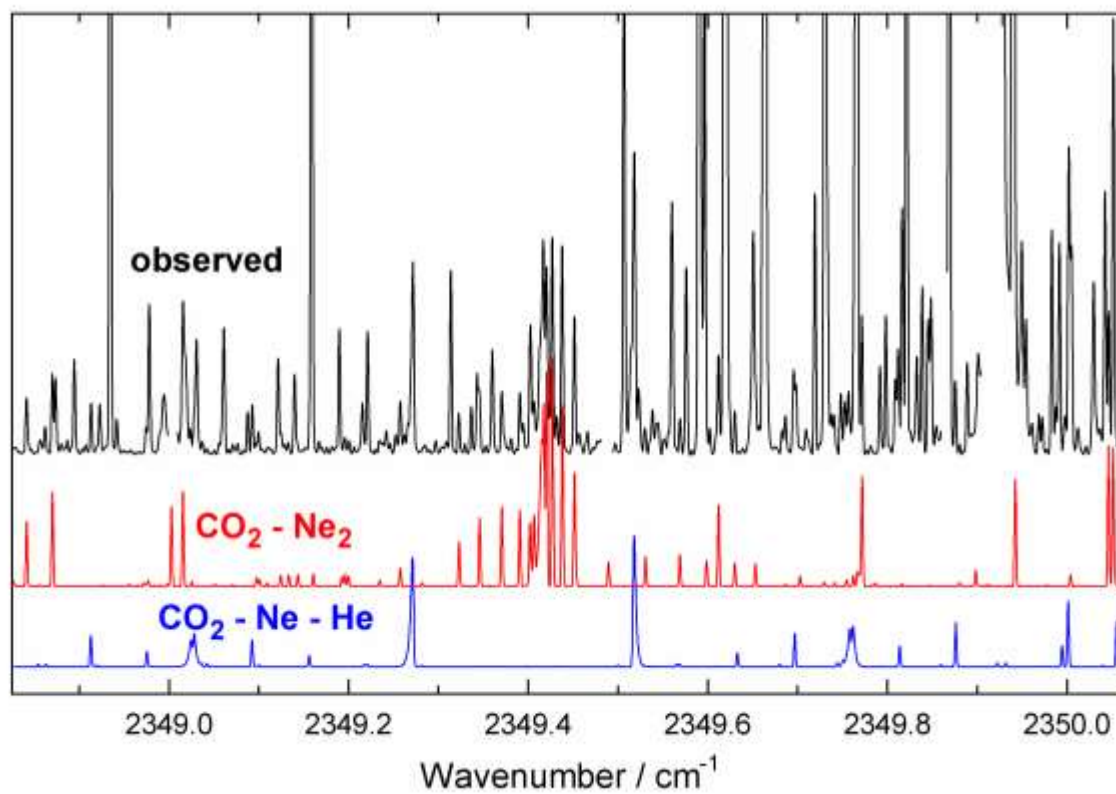


Fig. 2. Observed and simulated spectra showing CO₂-Ne₂ and CO₂-Ne-He in the region of the CO₂ ν_3 fundamental band. The simulation shows only the CO₂-²⁰Ne₂ contribution, but transitions of CO₂-²⁰Ne-²²Ne were also assigned.

Table 1. Molecular parameters for CO₂-Ne₂ (in cm⁻¹)^a

	CO ₂ - ²⁰ Ne ₂ ground State	CO ₂ - ²⁰ Ne ₂ fundamental	CO ₂ - ²⁰ Ne- ²² Ne ground State	CO ₂ - ²⁰ Ne- ²² Ne fundamental
ν_0		2349.4201(1)		2349.4215(3)
A	0.112244(37)	0.111971(28)	0.108665(70)	0.108197(99)
B	0.080417(28)	0.080118(26)	0.078629(29)	0.078321(43)
C	0.060634(64)	0.060548(63)	0.05854(18)	[0.05845]
$10^5 \times \Delta_K$	2.51(31)	[2.51]	[2.51]	[2.51]
$10^5 \times \Delta_{JK}$	-1.66(39)	[-1.66]	[-1.66]	[-1.66]
$10^6 \times \Delta_J$	5.4(12)	[5.4]	[5.4]	[5.4]
$10^6 \times \delta_J$	-1.05(62)	[-1.05]	[-1.05]	[-1.05]

^aQuantities in parentheses are 1σ from the least-squares fit, in units of the last quoted digit. Centrifugal distortion parameters were fixed to CO₂-²⁰Ne₂ ground state values as indicated by square brackets. For CO₂-²⁰Ne-²²Ne, ($C' - C''$) was fixed to the CO₂-²⁰Ne₂ value.

2.1. CO₂-Ne₂

Part of the observed spectrum showing CO₂-Ne₂ is illustrated in Fig. 2 (a broader view of the same spectrum is available in Fig. 1 of Ref. 9). Here the strongest lines (and many of the weaker ones) belong to CO₂-Ne, CO₂-He, and (CO₂)₂. In spite of these many strong interfering lines, much of the relatively weak Q -branch of CO₂-Ne₂ (2349.3 – 2349.45 cm⁻¹) is fortunately clear of interference from other species, and many P - and R -branch transitions were also well resolved. This is c -type perpendicular band ($\Delta K_a = \pm 1$, $\Delta K_c = 0$) with $K_a = \text{even}$ levels in the ground state and $K_a = \text{odd}$ in the excited state. The central Q -branch transitions noted in Fig. 2 have $K_a = 1 \leftarrow 0$, and we also assigned transitions with $K_a = 5 \leftarrow 6$, $3 \leftarrow 4$, $1 \leftarrow 2$, and $3 \leftarrow 2$.

Ultimately 31 lines were assigned in terms of 34 transitions (there were a few blends) and fitted to obtain the parameters listed in Table 1. The root mean square (rms) deviation was 0.00021 cm^{-1} , approximately equal to our estimated experimental precision. Detailed line positions and assignments are given as Supplementary Information. It was also possible to assign about 15 transitions to the mixed trimer $\text{CO}_2\text{-}^{20}\text{Ne-}^{22}\text{Ne}$ (the natural abundance of ^{22}Ne is about 9%), with results as shown in Table 1. For this species, there are of course no restrictions on the values of K_a . The rms deviation was 0.00019 cm^{-1} .

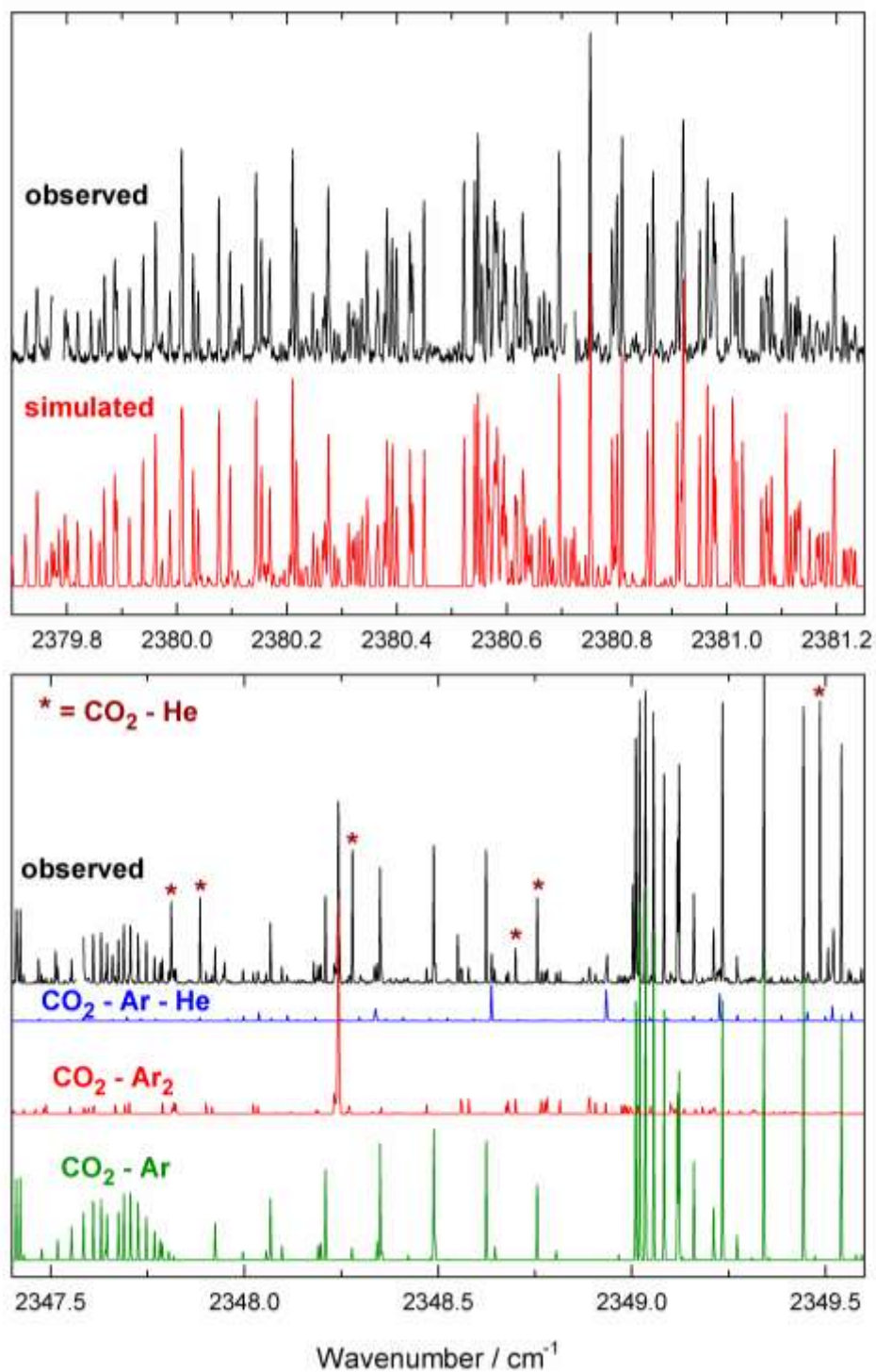


Fig. 3. Observed and simulated spectra showing the fundamental bands of CO₂-Ar₂ and CO₂-Ar-He (lower panel) and the combination band of CO₂-Ar₂ (upper panel).

2.2. CO₂-Ar₂

The lower panel of Fig. 3 shows the fundamental band of CO₂-Ar₂, previously studied by Sperhac et al.²¹ This is a *c*-type band like that of CO₂-Ne₂, but now the symmetry axis is *b*, so the allowed levels in the lower state have $(K_a, K_c) = (\text{even}, \text{even})$ and (odd, odd) . Note the relatively prominent *Q*-branch at 2348.24 cm⁻¹. The upper panel of Fig. 3 shows the new CO₂-Ar₂ combination band, which is a *b*-type band ($\Delta K_a = \pm 1, \Delta K_c = \pm 1, \pm 3$) with a noticeable gap in the center. This band looks complicated, but was fairly easy to assign since we already had good ground state rotational parameters.^{20,21} It has the advantage, compared to the fundamental, of being free from interference from stronger transitions due to other molecular species.

In order to analyze the spectra, we made a combined fit to the two present infrared bands and the appropriately weighted microwave data of Xu et al.,²⁰ with results as shown in Table 2. A total of 52 lines were assigned in the fundamental and 105 in the combination band, and fitted with rms errors of 0.00025 and 0.00027 cm⁻¹, respectively. The 21 microwave transitions had an rms error of 1.3 kHz.

The earlier CO₂-Ar₂ studies^{20,21} included sextic centrifugal distortion terms in their analyses, but we felt that the slight improvement of the fit was not worth the complication. Also, the earlier studies used a III^F representation, but CO₂-Ar₂ is not especially close to the oblate limit, and we found that a F representation (as used here) actually improves the fit (for example by a factor of about 2.3 for the sum of squares in both 8 and 11 parameter fits to the microwave data²⁰). This F vs. III^F difference is probably not deeply meaningful, but the result encouraged us to stay with the more common F scheme. The switch to F from III^F explains the differences between our distortion parameters and the previous ones (e.g., the sign of δ_K).

Table 2. Molecular parameters for CO₂-Ar₂ (in cm⁻¹)^a

	Ground State	Fundamental	Combination
ν_0		2348.2445(1)	2380.4904(1)
A	0.059000938(21)	0.0588947(20)	0.0567837(67)
B	0.050120164(16)	0.0500721(26)	0.0504864(27)
C	0.031241461(12)	0.0312255(57)	0.0307406(12)
$10^7 \times \Delta_K$	7.769(11)	[7.769]	
$10^7 \times \Delta_{JK}$	-4.726(11)	[-4.726]	5.76(81)
$10^7 \times \Delta_J$	3.4716(28)	[3.4716]	
$10^7 \times \delta_K$	0.2838(87)	[0.2838]	
$10^7 \times \delta_J$	1.3460(11)	[1.3460]	

^aQuantities in parentheses correspond to 1σ from the least-squares fit, in units of the last quoted digit. Fit includes ground state microwave data of Ref. 20. Ground and excited fundamental state centrifugal distortion parameters were constrained to be equal. This analysis uses a I^F representation, while those in Refs. 20, 21 use a III^F representation.

Table 3. Molecular parameters for the (01¹1) ← (01¹0) hot band of CO₂ – Ar₂ (in cm⁻¹).^a

	(01 ¹ 0)	(01 ¹ 1)
σ_0 (i-p)	X^b	2335.7499(1) + X
σ_0 (o-p)	0.581(8) + σ_0 (i-p)	0.580(8) + σ_0 (i-p)
A	0.058920(16)	[0.058814]
B	0.050142(20)	[0.050094]
C	[0.031241]	[0.031225]
ξ_c	[0.062]	[0.062]

^aQuantities in parentheses correspond to 1σ from the least-squares fit, in units of the last quoted digit. Quantities in square brackets were constrained at the indicated values (see text).

^bX is equal to the free CO₂ ν_2 frequency (667.380 cm⁻¹) plus or minus a (small) unknown vibrational shift.

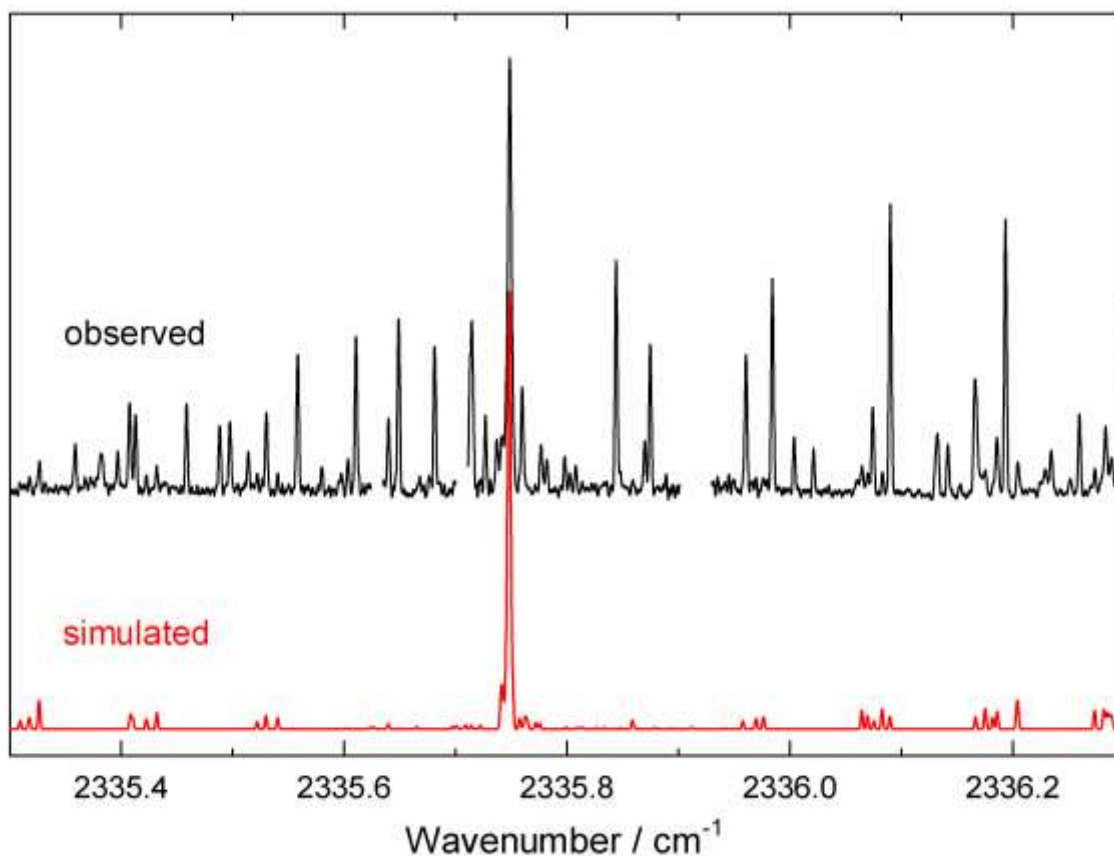


Fig. 4. Observed and simulated spectra of $\text{CO}_2\text{-Ar}_2$ in the region of the CO_2 (01^11) \leftarrow (01^10) hot band. Gaps in the observed spectrum correspond to regions of CO_2 monomer absorption. The simulated spectrum includes both the i-p and o-p modes. The many observed lines not in the simulation are due to $\text{CO}_2\text{-Ar}$.¹⁵

Part of the observed spectrum of $\text{CO}_2\text{-Ar}_2$ in the region of the CO_2 (01^11) \leftarrow (01^10) hot band is shown in Fig. 4. Its existence depends on the small fraction of CO_2 molecules which remain in the (01^10) vibrational state following the supersonic expansion. As explained previously for the case of the dimer $\text{CO}_2\text{-Ar}$,¹⁵ the presence of the nearby Ar atom(s) break the symmetry of the degenerate CO_2 (01^10) bending mode into in-plane (i-p) and out-of-plane (o-p) components. In the present case the plane referred to is the symmetry plane containing CO_2 and bisecting the angle between the two Ar atoms. These i-p and o-p modes have A_1 and B_2

symmetry, respectively, for the lower (01^10) vibrational state, and B_1 and A_2 symmetry for the upper (01^11) state. The hot band is c -type, the same as the fundamental, with $(K_a, K_c) = (\text{even}, \text{even})$ and (odd, odd) in the lower (01^10) vibrational state for the i-p mode and $(K_a, K_c) = (\text{even}, \text{odd})$ and $(\text{odd}, \text{even})$ for the o-p mode. From previous studies,^{9,15,18,19} we expect strong Coriolis mixing (c -type in this case) between the i-p and o-p modes. The unresolved Q -branch of the $\text{CO}_2\text{-Ar}_2$ hot band at 2335.75 cm^{-1} is fairly strong, but the individual resolved P - and R -branch transitions are weak, as shown in Fig. 4. We assigned a total of 28 lines and fitted them with an rms error of 0.00027 cm^{-1} to obtain the parameters listed in Table 3. Due to the weakness of the spectrum and the relatively few assigned lines, it was prudent to highly constrain the fit. Thus rotational constants were assumed to be the same for the i-p and o-p modes, changes in rotational constants between (01^10) and (01^11) were assumed to be the same as between (00^00) and (00^01) (i.e. the fundamental band, Table 2), C was fixed at fundamental band values, and the Coriolis parameter, ξ_c , was assumed to equal $2C$. These are all reasonable approximations, based on the case of $\text{CO}_2\text{-Ar}$.¹⁵ With these constraints, we obtained a value of $0.581(8) \text{ cm}^{-1}$ for the separation between the i-p and o-p modes, with o-p lying above i-p. However we feel that the real uncertainty in this value is significantly larger, based on our experience of trying different constraints in the fit. In the case of $\text{CO}_2\text{-Ar}$, the separation of $0.8773(2) \text{ cm}^{-1}$ was much better determined, and had the same sign.¹⁵

Is it possible to relate the splitting in the trimer to that in the dimer? If we denote the angle between the CO_2 bending plane and the $\text{CO}_2\text{-Ar}$ dimer plane as ϕ , then for $\phi = 0^\circ$ the splitting of the CO_2 bending mode is the measured value of 0.877 cm^{-1} , for $\phi = 45^\circ$ the splitting must be zero, and for $\phi = 90^\circ$ it is -0.877 cm^{-1} . This dependence can be simply modeled as sinusoidal: $(\text{splitting}) = 0.877 \times \cos(2\phi)$. For $\text{CO}_2\text{-Ar}_2$ trimer, the angle between each C-Ar bond

and the symmetry plane bisecting the two bonds is $\phi = 33.2^\circ$,²⁰ and the model would predict: (splitting) = $2 \times 0.877 \times \cos(66.4^\circ) = 0.702 \text{ cm}^{-1}$. This does not agree particularly well with the measured value of 0.59 cm^{-1} , but the splitting dependence is not necessarily sinusoidal, and, as mentioned, the experimental uncertainty is large.

2.3. CO₂-Kr₂

The fundamental and combination bands of CO₂-Kr₂ are illustrated in Fig. 5. The spectrum in the fundamental region is distinguished by a strong unresolved *Q*-branch feature at 2347.45 cm^{-1} surrounded by much weaker *P*- and *R*-branches, similar to CO₂-Ar₂ in Fig. 2 but with more structure. The added structure comes from the greater mass of CO₂-Kr₂ and also from the presence of more allowed rotational transitions due to the many trimers which contain unlike Kr isotopes and thus have all values allowed for (K_a , K_c). The weakness and complexity made assignment of the *c*-type fundamental band spectrum somewhat challenging, but fortunately it was possible to predict good preliminary rotational parameters in advance by assuming that the trimer structure was analogous to that of CO₂-Ar₂.

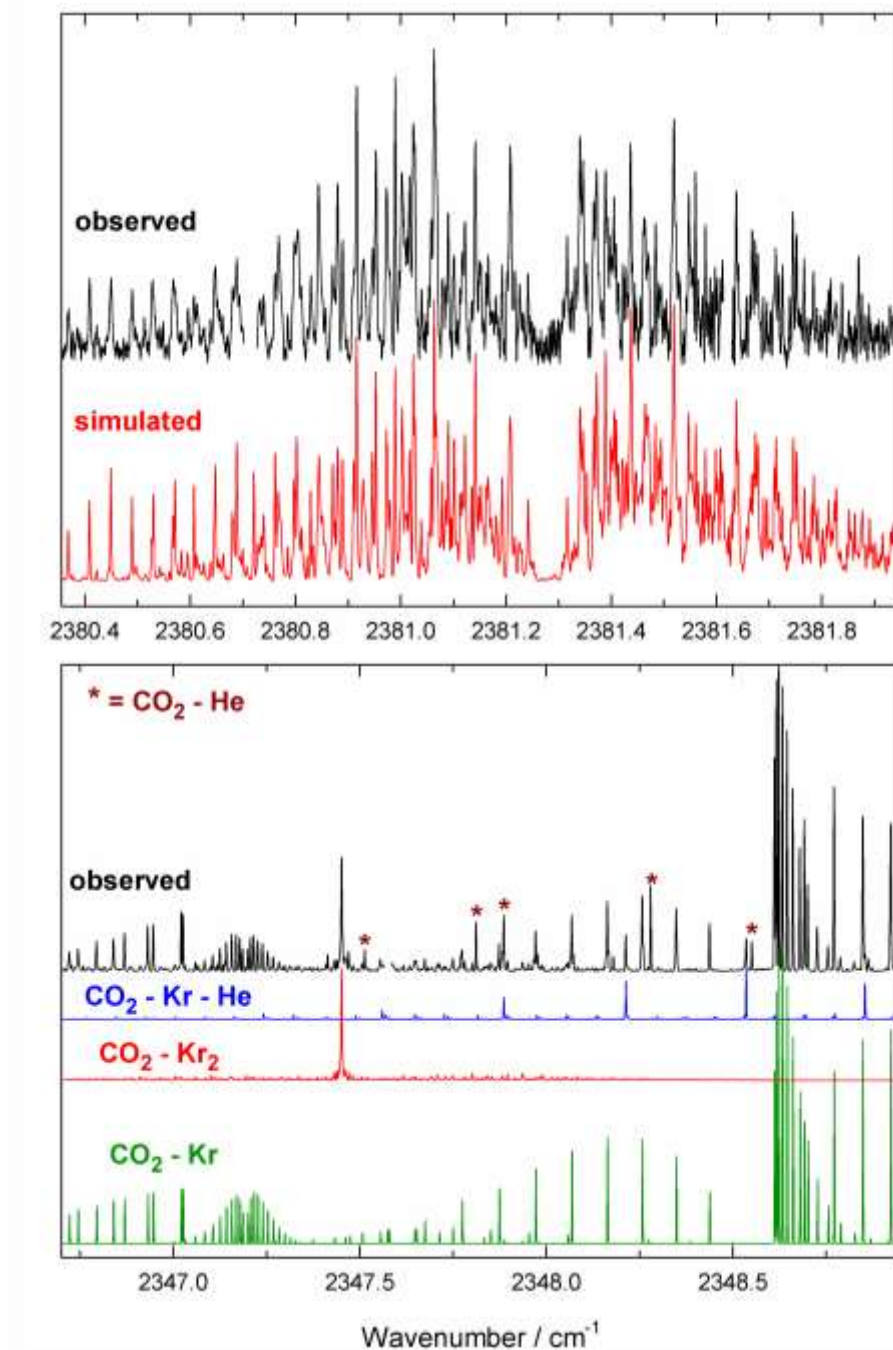


Fig. 5. Observed and simulated spectra showing the fundamental bands of CO₂-Kr₂ and CO₂-Kr-He (lower panel) and the combination band of CO₂-Kr₂ (upper panel). The simulations for CO₂-Kr₂ represent the sum of 15 isotopologues with scaled rotational and (for the combination band) vibrational parameters. Lines marked with an asterisk are due to CO₂-He.

Interpretation of the combination band (upper panel of Fig. 5) posed further difficulties, in part because there is more Kr isotopic splitting here. To deal with this we used a unified approach with scaled vibrational and rotational parameters to include all Kr isotopes, similar to the scheme developed previously for CO₂-Kr and CO₂-Xe.^{18,19} The isotopic dependence of the rotational constants *A*, *B*, and *C* was first calculated for all combinations of the 5 most abundant Kr isotopes using a simple rigid model for the trimer structure. There are fifteen such combinations with abundances ranging from 0.32 for CO₂-⁸⁴Kr₂ to 0.0005 for CO₂-⁸⁰Kr₂. Ten of these are unlike combinations with no spin statistics and a total abundance of 0.61, four are like combinations with statistical weights of 1:0 for levels with (*K_a*, *K_c*) = (ee, oo) : (eo, oe) and a total abundance of 0.37, and one (CO₂-⁸³Kr₂) is a like combination with statistical weight 9:11 and an abundance of 0.013. The fifteen isotopologues, their statistical abundances, and their rotational scaling factors are analogous to those described¹⁸ for CO₂-Kr, and details are given here as Supplementary Information. The same rotational scaling factors were used for all vibrational states. Previously for the dimers CO₂-Kr and -Xe, we introduced additional empirical fitting parameters to further refine the rotational isotope dependence, but this could not be done here because there are no precise microwave results available for CO₂-Kr₂ (unlike CO₂-Rg dimers and CO₂-Ar₂).

The isotope dependence of the combination band origin was modeled as

$$v_0(N_a, N_b) = v_0(N_0) + \textit{Offset} \times ((N_a + N_b) - 2N_0),$$

where *Offset* is an adjustable parameter, *N_a* and *N_b* are the Kr atomic mass numbers of a particular isotopologue, and *N₀* is the “standard” mass number, taken to be 84, the most abundant. Atomic mass *numbers* were used for convenience rather than the actual atomic

masses. Of course we know that vibrational frequencies do not scale linearly with Kr mass, but rather (for example) as the square root of a reduced mass, but the difference is negligible here. Possible isotope dependence of the fundamental band origin seemed to be negligible here (it was previously found to be very small for CO₂-Kr and -Xe). It must be acknowledged that including 15 CO₂-Kr₂ isotopologues with abundances as low as 0.0005 in our fitting procedure amounted to overkill! But it was actually fairly easy to do thanks to our previous experience with CO₂-Kr and -Xe, and to the convenient features of the PGOPHER software, as highlighted in Ref. 19.

Table 4. Molecular parameters for CO₂-⁸⁴Kr₂ (in cm⁻¹).^a

	Ground State	Fundamental	Combination
ν_0		2347.4522(2)	2381.2807(1)
A	0.047285(10)	0.047228(12)	0.045208(13)
B	0.022930(11)	0.022916(11)	0.022927(11)
C	0.0166835(65)	0.0166796(93)	0.0165239(66)
<i>Offset</i>			-0.00114(15)

^a Quantities in parentheses correspond to 1σ from the least-squares fit, in units of the last quoted digit. The parameter *Offset* expresses the Kr isotope dependence of the combination band origin, and has effective units of cm⁻¹/Dalton.

The unified fitting procedure just described greatly improved the fit and simulation of the combination band, as compared to fitting to a single “average” isotopologue, and it introduced only one additional variable (the *Offset* parameter). We also used the unified procedure for the fundamental (though it was less necessary), and analyzed both bands simultaneously. The results

of this fit are listed in Table 4, and shown by the simulations in Fig. 5. These parameters apply specifically to the “standard” species $\text{CO}_2\text{-}^{84}\text{Kr}_2$, and the scaled parameter values for the 14 other isotope combinations are given as Supplementary Information. For the fundamental, 42 lines were fit with an rms error of 0.00062 cm^{-1} , and for the combination band, 81 lines were fit with an error of 0.00048 cm^{-1} . The *Offset* parameter in Table 4 describes how much the combination band origin shifts with Kr atomic mass. Its value of $-0.001\text{ cm}^{-1}/\text{Dalton}$ implies a total shift of the origin of only about 0.01 cm^{-1} , from 2381.290 cm^{-1} for $\text{CO}_2\text{-}^{80}\text{Kr}_2$, to 2381.276 cm^{-1} for $\text{CO}_2\text{-}^{86}\text{Kr}_2$.

In the $\text{CO}_2(01^11) - (01^10)$ hot band region, we observed a *Q*-branch due to $\text{CO}_2\text{-Kr}_2$ at 2334.948 cm^{-1} (it is visible in Fig. 3 of Ref. 18), analogous to that of $\text{CO}_2\text{-Ar}_2$ at 2335.750 cm^{-1} as described above. But it was not possible to reliably assign enough *P*- and *R*-branch transitions to make a meaningful rotational analysis of the $\text{CO}_2\text{-Kr}_2$ hot band.

2.4. $\text{CO}_2\text{-Xe}_2$

The fundamental and combination bands of $\text{CO}_2\text{-Xe}_2$ are illustrated in Fig. 6. The fundamental spectrum has a strong unresolved *Q*-branch feature at 2346.34 cm^{-1} . Line assignments in the weaker *P*- and *R*-branches were, like $\text{CO}_2\text{-Kr}_2$, challenging but still possible. The *b*-type combination band (upper panel of Fig. 6) has a central gap (like $\text{CO}_2\text{-Ar}_2$ and -Kr_2), considerable rotational structure in the *P*-branch region, and more blended structure in the *R*-branch.

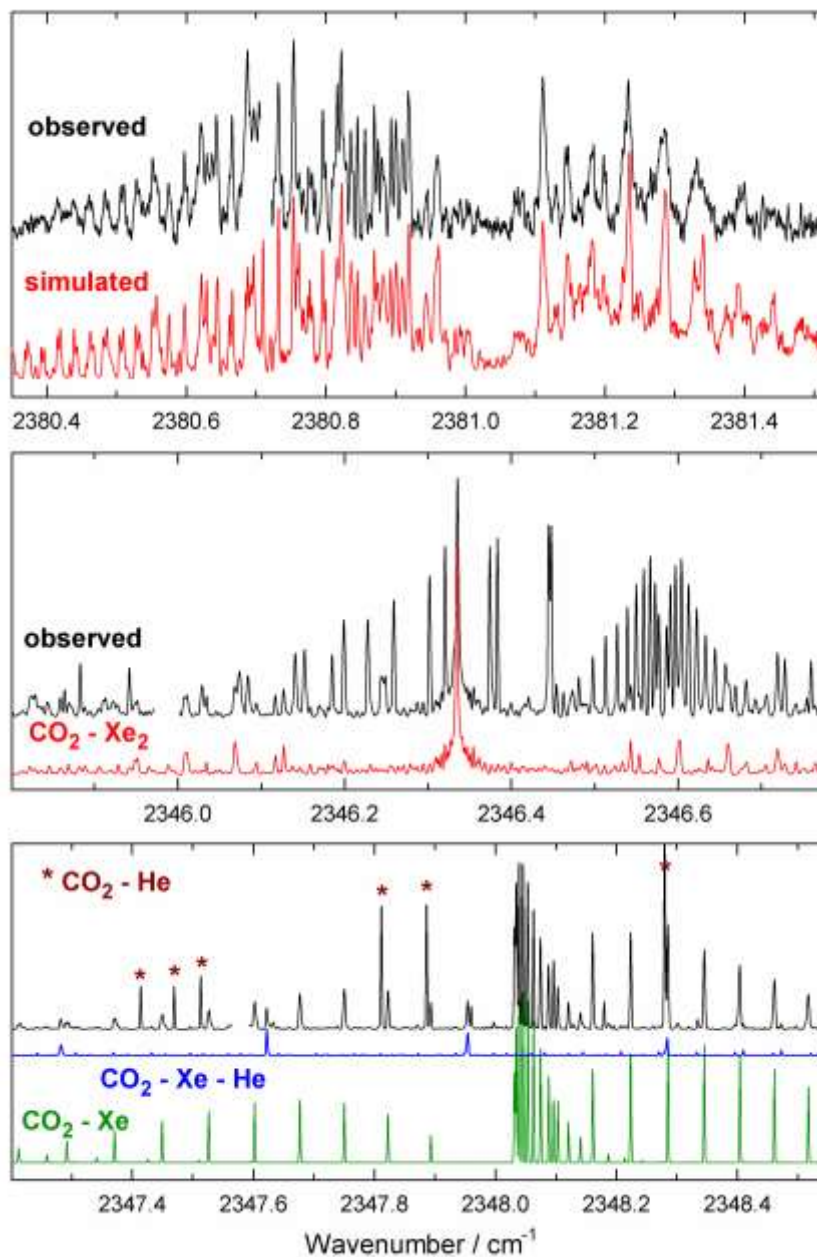


Fig. 6. Observed and simulated spectra showing the fundamental bands of $\text{CO}_2\text{-Xe}_2$ and $\text{CO}_2\text{-Xe-He}$ (lower and middle panels) and the combination band of $\text{CO}_2\text{-Xe}_2$ (upper panel). The simulations for $\text{CO}_2\text{-Xe}_2$ represent the sum of 21 isotopologues with scaled rotational and (for the combination band) vibrational parameters. Observed lines in the $\text{CO}_2\text{-Xe}_2$ fundamental region (middle panel) not present in the simulation are due to $\text{CO}_2\text{-Xe}$.

To deal with Xe isotope effects we used the unified scaled approach as described above for CO₂-Kr₂. This included the six most abundant Xe isotopes, giving a total of 21 isotopic combinations ranging in mass from CO₂-¹²⁹Xe₂ to CO₂-¹³⁶Xe₂. Fifteen of these are unlike combinations with no spin statistics and a total abundance of 0.75, five are like combinations with statistical weights of 1:0 for levels with $(K_a, K_c) = (ee, oo) : (eo, oe)$ and a total abundance of 0.16, and one (CO₂-¹³¹Xe₂) is a like combination with statistical weight 3:5 and an abundance of 0.05. (Abundances do not quite total to 1 because ¹²⁸Xe was not included). Further details are given as Supplementary Information.

Table 5. Molecular parameters for CO₂-¹³¹Xe₂ (in cm⁻¹)^a

	Ground State	Fundamental	Combination
ν_0		2346.3355(2)	2381.0385(5)
<i>A</i>	0.041232(12)	0.041205(12)	0.040601(24)
<i>B</i>	0.012773(10)	0.012779(11)	0.012777(12)
<i>C</i>	0.010244(12)	0.010242(12)	0.010183(14)
<i>Offset</i>			-0.00078(20)

^a Quantities in parentheses correspond to 1 σ from the least-squares fit, in units of the last quoted digit. The parameter *Offset* expresses the Xe isotope dependence of the combination band origin, and has effective units of cm⁻¹/Dalton.

The unified fit was especially useful for the CO₂-Xe₂ combination band (top of Fig. 6), where it enabled us to achieve a rather good simulation which reproduces the dramatic difference between the *P*- and *R*-branch regions. The results of the fit are given in Table 5. These

parameters apply to $\text{CO}_2\text{-}^{131}\text{Xe}_2$ which was the “standard” species. Appropriately scaled values for the other isotopic species combinations are given as Supplementary Information. For the fundamental, 44 lines were fit with an rms error of 0.00043 cm^{-1} , and for the combination band, 31 lines were fit with an error of 0.00048 cm^{-1} . The *Offset* parameter describing the shift of the combination band origin with Xe atomic mass has a value similar to that determined for $\text{CO}_2\text{-Kr}_2$. It represents a shift of the origin from 2381.042 cm^{-1} for $\text{CO}_2\text{-}^{129}\text{Xe}$ to 2381.031 cm^{-1} for $\text{CO}_2\text{-}^{136}\text{Xe}$.

As in the case of $\text{CO}_2\text{-Kr}_2$, we observed a $\text{CO}_2\text{-Xe}_2$ *Q*-branch in the $\text{CO}_2(01^11) - (01^10)$ hot band region but could not assign further transitions sufficient for an analysis. The $\text{CO}_2\text{-Xe}_2$ *Q*-branch is located at 2333.811 cm^{-1} , and it may be seen in Fig. 4 of Ref. 19, located in among $K = 1 \leftarrow 2$ subband transitions of $\text{CO}_2\text{-Xe}$.

2.5. $\text{CO}_2\text{-Ne-He}$, $\text{CO}_2\text{-Ar-He}$, $\text{CO}_2\text{-Kr-He}$, and $\text{CO}_2\text{-Xe-He}$

Additional unexplained lines were observed in the fundamental band region that we eventually realized must be due to trimers containing CO_2 and the Rg atom being studied plus He. Their possible presence in the spectrum was not surprising since the supersonic expansion mixtures were predominantly composed of the helium carrier gas. Perhaps the most obvious of these new trimers was $\text{CO}_2\text{-Ne-He}$, which is the source of two noticeable lines located close to the *Q*-branch of $\text{CO}_2\text{-Ne}_2$. These lines, at 2349.272 and 2349.518 cm^{-1} (see Fig. 2) turn out to be unresolved *Q*-branches with $K_a = 0 \leftarrow 1$ and $1 \leftarrow 0$, respectively. Parts of the spectra due to $\text{CO}_2\text{-Ar-He}$, $\text{CO}_2\text{-Kr-He}$, and $\text{CO}_2\text{-Xe-He}$ can be seen in Figs. 3, 5, and 6, respectively.

Continuing with $\text{CO}_2\text{-Ne-He}$ as the example, we were able to assign about 18 lines, though some were very weak and perhaps a bit uncertain. In trying to assign and fit the lines, we faced a challenge: the light helium atom and its very weak interactions with CO_2 and Ne mean

that we expect large amplitude motions and significant centrifugal distortion effects. But allowing many distortion parameters to vary in both the ground and excited states might be dangerous, considering the limited number of assigned lines.

There is a further complication, namely the possibility of He atom tunneling. In the case of CO₂-He₂,²² there is significant tunneling involving motion of the He atoms around the ‘equator’ of the CO₂ through a transition state with a linear He-C-He configuration. The tunneling barrier is not large since the He-He attraction is weak and the He mass is small. The result is a relatively large tunneling splitting, calculated to be about 0.50 cm⁻¹ for CO₂-He₂.²² Rotational levels of the ground tunneling state ($\nu_t = 0$) have even values of K_a'' , while those of the first excited tunneling state ($\nu_t = 1$, at 0.5 cm⁻¹) have odd values of K_a'' . The two tunneling states have significantly different rotational constants (since their vibrational wave functions are different), for example $A \approx 0.30$ cm⁻¹ for $\nu_t = 0$ and $A \approx 0.21$ cm⁻¹ for $\nu_t = 1$, so that different rotational constants are needed for even and odd K_a'' transitions.²² Of course for the present case of CO₂-Ne-He, the tunneling barrier will certainly be larger. But the possibility of needing different rotational constants for $K_a'' = \text{even}$ and odd transitions further challenged our assignment and fitting of the spectrum.

Table 6. Molecular parameters for CO₂-Rg-He trimers (in cm⁻¹).^a

	CO ₂ -Ne-He <i>c</i> -type	CO ₂ -Ar-He (<i>c</i> -type)	CO ₂ -Kr-He <i>c</i> -type	CO ₂ -Xe-He <i>c</i> -type
ν_0	2349.3975(4)	2348.7877(4)	2348.3750(5)	2347.7889(2)
A'	0.21051(16)	0.20392(10)	0.20044(10)	0.197344(61)
A''	0.21490(18)	0.20564(12)	0.20226(14)	0.199258(74)
$(B + C)/2$	0.089301(61)	0.056473(45)	0.03968(11)	0.031440(25)
$(B - C)$	0.00042(9)	0.00001(6)	0.00005(12)	0.000111(31)
n	18	33	13	32
rmsd	0.0010	0.0013	0.0008	0.0008

^aQuantities in parentheses are 1σ from the least-squares fit, in units of the last quoted digit. n is the number of assigned lines (some of which are blends of multiple transitions), and rmsd is the root mean square error of the fit.

We tried including various centrifugal distortion parameters as well as separately fitting $K_a'' = \text{even and odd transitions}$ for CO₂-Ne-He and the other mixed trimers. Of course the fits improved as more parameters were varied, but at the same time our confidence in the results diminished! So in the end we decided to use highly constrained fits with few parameters, and these are the results given in Table 6. The values of $(B + C)/2$ and $(B - C)$ were constrained to be equal in the ground and upper vibrational states, while A was allowed to vary separately in the two states. The constraint is not unreasonable, as demonstrated in Tables 1, 3, 4, and 5. Interestingly, all the CO₂-Rg-He trimers turn out to be (accidental) near-symmetric rotors. In all cases, the observed transitions appeared to be *c*-type. But since the values of $(B - C)$ were very small (insignificant for CO₂-Ar-He and CO₂-Kr-He) the distinction between *b*- and *c*-type transitions is not very meaningful.

3. Discussion

3.1. Combination bands

The combination bands observed here result in intermolecular mode frequency values for CO₂-Ar₂, -Kr₂, and -Xe₂ as given in Table 7, where they are compared to the previously measured intermolecular bending frequencies of the corresponding CO₂-Rg dimers. (When we say ‘intermolecular’, each Rg atom is considered to be a ‘molecule’.) Note that the trimer frequencies are consistently about 15% larger than the dimer ones. The trimer combination bands were observed to have *b*-type rotational selection rules, which tells us that the combination mode has A₁ symmetry (in the C_{2v} point group appropriate for trimers with indistinguishable Rg atoms). Since the intramolecular fundamental (CO₂ ν₃) is B₁, this means that the intermolecular mode must also be B₁ in order to get the A₁ combination band (B₁ ⊗ B₁ = A₁).

Table 7. Comparison of observed intermolecular bending frequencies for CO₂-Rg₂ trimers and CO₂-Rg dimers (in cm⁻¹).

Rg	CO ₂ -Rg ₂	CO ₂ -Rg ^a
Ne		17.716
Ar	32.246	27.818
Kr	33.829	29.429
Xe	34.703	30.574

^a From Refs. 9, 12, 18, and 19, respectively.

CO₂-Rg₂ trimers have five intermolecular vibrational modes, described as follows:

1. Rg₂-CO₂ van der Waals stretch (A₁ symmetry);

2. Rg-Rg van der Waals stretch (A_1);
3. torsion, or asymmetric Rg-C-O bend (A_2);
4. CO₂ rock, or “Rg₂ flap”,²⁰ or symmetric Rg-C-O bend (B_1);
5. Rg₂ rock, or asymmetric Rg-C stretch (B_2).

In Ref. 20 these modes correspond to coordinates S_3 , S_4 , S_5 , S_7 , and S_9 , and in Ref. 21 they correspond to R , ρ , θ_x , θ_y , and χ , respectively. There is only one possible B_1 mode, so it is evident that our observed combination bands must involve the CO₂ rocking motion. This is not surprising since the trimer rocking mode is analogous to the CO₂-Rg dimer bending mode, and they have similar values as noted above. Arguments based on C_{2v} symmetry do not strictly apply to trimers with inequivalent Rg atoms, in which case the torsional mode could in principle also cause the observed combination bands. However there can be no doubt that that the CO₂ rock remains the real assignment. In the case of CO₂-Ne₂, a combination band has not yet been observed. Since the CO₂-Ne₂ a - and b -inertial axes are interchanged relative to the other trimers, we expect its analogous combination band to be a -type.

3.2. Vibrational shifts

Vibrational shifts observed for CO₂-Rg₂ trimers relate directly to the interesting question of non-additive intermolecular effects, as was carefully analyzed in the CO₂-Ar₂ paper of Sperhac et al.²¹ The present results are listed in Table 8, where the first column gives the Rg atom, the second column gives (previously known) shifts for CO₂-Rg dimers relative to the free CO₂ molecule, and the third column gives the additional shift induced by adding the second Rg atom to form a trimer.

Table 8. Vibrational frequency shifts in CO₂-Rg dimers and CO₂-Rg₂ trimers (in cm⁻¹).

Rg	CO ₂ -Rg minus CO ₂	CO ₂ -Rg ₂ minus CO ₂ -Rg	Difference	CO ₂ -Rg-He minus CO ₂ -Rg
Ne	+0.1364	+0.1405	+0.0041	+0.1179
Ar	-0.4706	-0.4281	+0.0425	+0.1151
Kr	-0.8847	-0.8063	+0.0784	+0.1165
Xe	-1.4719	-1.3358	+0.1361	+0.1176

The shifts in columns two and three are similar, as expected since each Rg atom in a trimer occupies a position equivalent (relative to CO₂) to the position of the Rg atom in the dimer. The notable trend in Table 8 is that the incremental shifts in column three are always more positive (i.e. blue-shifted) compared to column two. This deviation from linearity (column three minus column two) is shown in column four of Table 8, and it is especially significant since it is precisely (≈ 0.0002 cm⁻¹) determined and has a clear meaning. Sperhac et al.²¹ argued that this quantity (in their case, the difference between the incremental shifts in CO₂-Ar and CO₂-Ar₂) is an essentially exact measure of differential three body effects (i.e. the *change* in three body effects between the CO₂ ground state and excited ν_3 state). Their model calculation suggested that most of this effect was due to competing induced dipole-induced dipole and exchange quadrupole terms. But their quantitative agreement with experiment was not very good, and the need to integrate over the CO₂ ν_3 motion was emphasized. When this was done in a subsequent *ab initio* calculation by Rak et al.,³⁰ much better agreement with experiment was indeed achieved. However, the authors pointed out that the agreement might have been fortuitous “in view of the fact that the effects of intermolecular vibrations were not included”. In addition to these effects of zero-point intermolecular motion, the effects of the other intramolecular (CO₂)

modes could also be significant, as shown for ν_1 in the case of $\text{CO}_2\text{-He}$.^{31,32} In any case, the new results reported here for $\text{CO}_2\text{-Ne}_2$, -Kr_2 , and -Xe_2 provide further direct and straightforward tests for these calculations.

The final column of Table 8 shows the incremental vibrational shift resulting from addition of a helium atom to a $\text{CO}_2\text{-Rg}$ dimer to form a $\text{CO}_2\text{-Rg-He}$ trimer, and we see that the shift is almost the same ($\approx +0.117 \text{ cm}^{-1}$) for all the mixed trimers. This value is somewhat greater than the shift of $+0.095 \text{ cm}^{-1}$ reported by Weida et al. for $\text{CO}_2\text{-He}$ relative to CO_2 itself. But in a reanalysis (unpublished), we obtain a more similar shift of $+0.116 \text{ cm}^{-1}$ for $^{12}\text{C}^{16}\text{O}_2\text{-He}$ (see also Ref. 4 for other CO_2 isotopologues of $\text{CO}_2\text{-He}$).

3.3. Structures

Determining precise geometrical structures for weakly-bound molecular complexes can be a frustrating or even meaningless task because of their large-amplitude intermolecular motions, but of course we still like to try! Given the C_{2v} symmetry of the $\text{CO}_2\text{-Rg}_2$ trimers, only two parameters are required to specify an equilibrium structure: the Rg-Rg distance, $r(\text{Rg-Rg})$, and the C-Rg distance, $r(\text{C-Rg})$. Alternately, one can use the CO_2 to Rg_2 center of mass distance, $R_{\text{c.m.}}$, since $r(\text{C-Rg})^2 = R_{\text{c.m.}}^2 + (r(\text{Rg-Rg})/2)^2$. The trimer structures are thus over-determined since it is not possible to exactly match three rotational parameters by varying two structural parameters. In Table 9, we show the results of two-parameter least-squares fits to obtain $r(\text{Rg-Rg})$ and $r(\text{C-Rg})$, made using the simple and effective `strfit` and `pmifst` programs of Z. Kisiel.³³ As expected, the present structural parameters for $\text{CO}_2\text{-Ar}_2$ are very similar to those of Refs. 20 and 21.

Table 9. Comparison of structural parameters in CO₂-Rg₂, CO₂-Rg, and Rg₂

(lengths in Å, angles in degrees).

Rg	CO ₂ -Rg ₂	CO ₂ -Rg ₂	CO ₂ -Rg ₂	CO ₂ -Rg ₂	CO ₂ -Rg ₂	CO ₂ -Rg	Rg ₂	Rg ₂
	$r_0(\text{C-Rg})$	$r_0(\text{Rg-Rg})$	$r_0(\text{C-Rg})$	$r_0(\text{Rg-Rg})$	θ_y^a	$r_0(\text{C-Rg})^b$	$r_0(\text{Rg-Rg})$	$r_e(\text{Rg-Rg})^c$
	2 parameter		3 parameter					
Ne	3.276	3.295	3.268	3.307	11.5	3.290	3.337 ^d	3.084
Ar	3.504	3.839	3.499	3.843	11.2	3.504	3.827 ^e	3.755
Kr	3.629	4.066	3.623	4.069	13.2	3.624	4.059 ^f	4.012
Xe	3.828	4.436	3.823	4.437	12.3	3.815		4.375

^a Deviation from 90° of the angle (Rg₂ c.m.-C-O); Rg₂ c.m. = Rg₂ center of mass.^b Experimental r_0 values from Randall, Walsh, and Howard.⁵^c Theoretical r_e from Deiters and Sadus.³⁴^d Experimental r_0 for Ne₂ from Wüest and Merkt.³⁵^e Experimental r_0 for Ar₂ from Mizuse, et al.³⁶^f Experimental r_0 for Kr₂ from LaRocque et al.³⁷

To extend their two-parameter CO₂-Ar₂ fit, Sperhac et al.²¹ proceeded to make an effective three-parameter fit by varying the parameter χ in addition to $r(\text{Rg-Rg})$ and $r(\text{C-Rg})$. χ is the angle describing the intermolecular Rg₂ rocking mode, or, more precisely, the deviation from 90° of the angle subtended by an Ar atom, the Ar₂ center of mass, and the C atom. But we think the description²¹ of their three-parameter fit must be incorrect. It is clear from their Table III that varying χ affects only the P_x and P_y planar moments. P_x is also sensitive to $r(\text{Rg-Rg})$ and P_y to $r(\text{C-Rg})$. Thus χ cannot improve the result already achieved in a two-parameter fit, since P_z is not influenced by $r(\text{Rg-Rg})$, $r(\text{C-Rg})$ or χ . Rather, it is necessary to vary one of the remaining

structural parameters: θ_x (which we call torsion above), or θ_y (which we call CO₂ rock). It appears that Sperhac et al. actually varied θ_y in their three-parameter fit, and this is also what we have varied for our three-parameter fits (Table 9). Our θ_y value of 11.2° for CO₂-Ar₂ is almost the same as the 11.4° value of Sperhac et al., which they labeled as χ .

The angle θ_y is a logical choice for the third parameter, since it is similar to the angle θ which is varied in two-parameter fits of CO₂-Rg dimers.⁵ We see in Table 9 that θ_y has fairly similar values (11.2° to 13.2°) for all four CO₂-Rg₂ trimers, and that $r(\text{Rg-Rg})$ and $r(\text{C-Rg})$ do not change very much between the two- and three-parameter fits. In the case of the CO₂-Rg dimers, θ has values of 6.6° to 8.6°.⁵ But in a trimer, θ (deviation from 90° of angle Rg-C-O) and θ_y (deviation from 90° of angle Rg₂ c.m.-C-O) are not quite the same geometrically, with θ necessarily being smaller than θ_y . So the actual trimer θ -values range from about 9° to 11°, which is really quite similar to the dimer values. Of course these effective angles do not correspond to equilibrium structures (where θ and θ_y equal zero). Rather they provide measures of the rms value of the particular coordinate averaged over its zero-point wavefunction. For CO₂-Rg dimers, with just two intermolecular coordinates, the effective values of R and θ are relatively meaningful and easy to interpret. For CO₂-Rg₂ trimers with five intermolecular coordinates, the meaning of a three-parameter fit is not so clear since the effects of the remaining two coordinates have necessarily been ignored.

The $r(\text{C-Rg})$ bond length values for CO₂-Rg₂ trimers in Table 9 are very similar to the corresponding CO₂-Rg dimer values, as expected. For a comparison of Rg-Rg bond lengths, we have experimental $r_0(\text{Rg-Rg})$ (zero-point average) values from rotationally resolved electronic spectra of Ne₂, Ar₂ and Kr₂, and these compare quite well with our CO₂-Rg₂ trimer results. Rotationally resolved Xe₂ spectra are not available, so we only have theoretical $r_e(\text{Rg-Rg})$

(equilibrium) values for comparison, and these of course are systematically smaller than the CO₂-Rg₂ trimer $r_0(\text{Rg-Rg})$ results.

4. Conclusions

We have studied high-resolution spectra of CO₂-Rg₂ trimers (Rg = Ne, Ar, Kr, Xe,) as observed in the CO₂ ν_3 fundamental band region ($\approx 2350 \text{ cm}^{-1}$), thus extending previous work on CO₂-Ar₂.^{20,21} The precisely measured vibrational frequency shifts and intermolecular CO₂ rocking mode frequencies provide sensitive new tests for intermolecular potential energy calculations. When compared to the vibrational shifts in the CO₂-Rg, the measured vibrational shifts in the CO₂-Rg₂ provide precise and straightforward measure of non-additive three body effects. As well, the reported rotational constants should aid the possible detection of pure rotational microwave spectra for Rg = Ne, Kr, and Xe, though the latter two will be complicated by myriad isotopic species. We are continuing to analyze spectra of larger CO₂-Rg_n clusters and have recently reported the observation of highly symmetric structures for CO₂-Ar₁₅ and CO₂-Ar₁₇, with the latter marking the completion of the first solvation shell for CO₂ in Ar.³⁸

Supplementary Information

Supplementary Information includes tables giving observed and fitted line positions for CO₂-Rg₂ trimers and isotope specific parameters for CO₂-Kr₂ and CO₂-Xe₂.

Acknowledgements

The financial support of the Natural Sciences and Engineering Research Council of Canada is gratefully acknowledged.

References

- ¹ J.M. Steed, T.A. Dixon, and W. Klemperer, Determination of the structure of ArCO₂ by radio frequency and microwave spectroscopy, *J. Chem. Phys.* **70**, 4095-4100 (1979); Erratum: **75**, 5977 (1981).
- ² M. J. Weida, J. M. Sperhac, D. J. Nesbitt, and J. M. Hutson, Signatures of large amplitude motion in a weakly bound complex: High-resolution IR spectroscopy and quantum calculations for HeCO₂, *J. Chem. Phys.* **101**, 8351 (1994).
- ³ Y. Xu and W. Jäger, Fourier transform microwave spectra of the very weakly bound He–CO₂ dimer, *J. Mol. Struct.* **599**, 211 (2001).
- ⁴ A.R.W. McKellar, Infrared spectra of isotopic CO₂-He complexes, *J. Chem. Phys.* **125**, 114310 (2006).
- ⁵ R.W. Randall, M.A. Walsh, and B.J. Howard, Infrared absorption spectroscopy of rare-gas – CO₂ clusters produced in supersonic expansions, *Faraday Discuss. Chem. Soc.* **85**, 13-21 (1988).
- ⁶ G.T. Fraser, A.S. Pine, and R.D. Suenram, Optothermal-infrared and pulsed-nozzle Fourier-transform microwave spectroscopy of rare gas–CO₂ complexes, *J. Chem. Phys.* **88**, 6157-6167 (1988).
- ⁷ Y. Xu and W. Jäger, Rotational spectra of NeCO₂ isotopomers, *J. Mol. Spectrosc.* **192**, 435-440 (1998).
- ⁸ T. Konno, S. Fukuda, and Y. Ozaki, Infrared spectroscopy of Ne–¹²C¹⁸O₂ and Xe–¹²C¹⁸O₂: Change in the CO₂ intramolecular potential by formation of rare gas–CO₂ complexes, *Chem. Phys. Lett.* **421**, 421-426 (2006).
- ⁹ A.J. Barclay, A.R.W. McKellar, and N. Moazzen-Ahmadi, New infrared spectra of CO₂ – Ne: Fundamental for CO₂ –²²Ne isotopologue, intermolecular bend, and symmetry breaking of the intramolecular CO₂ bend, *Chem. Phys. Lett.* **779**, 138874 (2021).
- ¹⁰ H. Mäder, N. Heineking, W. Stahl, W. Jäger, and Y. Xu, Rotational spectrum of the isotopically substituted van der Waals complex Ar–CO₂ investigated with a molecular beam Fourier transform microwave spectrometer, *J. Chem. Soc. Faraday Trans.* **92**, 901-905 (1996).

- ¹¹ S.W. Sharpe, R. Sheeks, C. Wittig, and R.A. Beaudet, Infrared absorption spectroscopy of CO₂-Ar complexes, *Chem. Phys. Lett.* **151**, 267-272 (1988).
- ¹² S.W. Sharpe, D. Reifschneider, C. Wittig, and R.A. Beaudet, Infrared absorption spectroscopy of the CO₂-Ar complex in the 2376 cm⁻¹ combination band region: The intermolecular bend, *J. Chem. Phys.* **94**, 233-238 (1991).
- ¹³ Y. Ozaki, K. Horiai, T. Konno, and H. Uehara, Infrared absorption spectroscopy of Ar-¹²C¹⁸O₂: change in the intramolecular potential upon complex formation, *Chem. Phys. Lett.* **335**, 188-194 (2001).
- ¹⁴ J. Thiévin, Y. Cadudal, R. Georges, A.A. Vigasin, Direct FTIR high resolution probe of small and medium size Ar_n(CO₂)_m van der Waals complexes formed in a slit supersonic expansion, *J. Mol. Spectrosc.* **240**, 141-152 (2006).
- ¹⁵ T.A. Gartner, A.J. Barclay, A.R.W. McKellar, and N. Moazzen-Ahmadi, Symmetry breaking of the bending mode of CO₂ in the presence of Ar, *Phys. Chem. Chem. Phys.* **22**, 21488 (2020).
- ¹⁶ M. Iida, Y. Ohshima, and Y. Endo, Induced dipole moments and intermolecular force fields of rare gas-CO₂ complexes studied by Fourier-transform microwave spectroscopy, *J. Phys. Chem.* **97**, 357-362 (1993).
- ¹⁷ T. Konno, S. Fukuda, and Y. Ozaki, Infrared spectroscopy of Kr-¹²C¹⁸O₂: Change in the CO₂ intramolecular potential by complex formation and isotope effect on the vibrationally averaged intermolecular geometry, *Chem. Phys. Lett.* **414**, 331-335 (2005).
- ¹⁸ T. Gartner, S. Ghebretnsae, A.R.W. McKellar, and N. Moazzen-Ahmadi, Spectra of CO₂ - Kr in the 4.3 μm region: intermolecular bend and symmetry breaking of the intramolecular CO₂ bend, submitted.
- ¹⁹ A.J. Barclay, A.R.W. McKellar, C. M. Western, and N. Moazzen-Ahmadi, New infrared spectra of CO₂-Xe: modelling Xe isotope effects, intermolecular bend and stretch, and symmetry breaking of the CO₂ bend, *Mol. Phys.* **119** e1919325 (2021).
- ²⁰ Y. Xu, W. Jäger, M.C.L. Gerry, Pulsed Molecular Beam Microwave Fourier Transform Spectroscopy of the van der Waals Trimer Ar₂-CO₂, *J. Mol. Spectrosc.* **157** (1993) 132.

- ²¹ J.M. Sperhac, M.J. Weida, D.J. Nesbitt, Infrared spectroscopy of Ar₂CO₂ trimer: Vibrationally averaged structures, solvent shifts, and three-body effects, *J. Chem. Phys.* **104** (1996) 2202.
- ²² J. Tang, A.R.W. McKellar, X.-G. Wang, and T. Carrington, Jr., Theoretical and experimental study of infrared spectra of He₂-CO₂, *Can. J. Phys.* **87**, 417-423 (2009).
- ²³ M. Rezaei, K.H. Michaelian, A.R.W. McKellar, and N. Moazzen-Ahmadi, Infrared spectra of the Ne₂-N₂O, Ar₂-N₂O trimers, *J. Mol. Spectrosc.* **278**, 17-22 (2012).
- ²⁴ Y. Xu, M.C.L. Gerry, J.P. Connelly, B.J. Howard, The microwave spectrum, structure, and harmonic force field of the van der Waals trimer Ar₂-OCS, *J. Chem. Phys.* **98** (1993) 2735.
- ²⁵ Y. Xu, W. Jäger, Spectroscopic investigation of the ternary Ne-Ne-OCS van der Waals cluster: additive and non-additive interactions, *Phys. Chem. Chem. Phys.* **2** (2000) 3549.
- ²⁶ H.S. Gutowsky, T.D. Klots, C.E. Dykstra, Rotational spectrum and potential surface for Ar₂-HCN: A T-shaped cluster with internal rotation, *J. Chem. Phys.* **93** (1990) 6216.
- ²⁷ Z. Kisiel, B.A. Pietrewicz, L. Psczólkowski, The observation and characterization by rotational spectroscopy of the weakly bound trimer Ar₂-HBr, *J. Chem. Phys.* **117** (2002) 8248.
- ²⁸ M. Rezaei, S. Sheybani-Deloui, N. Moazzen-Ahmadi, K.H. Michaelian, and A.R.W. McKellar, CO Dimer: The infrared spectrum revisited, *J. Phys. Chem. A*, **117**, 9612-9620 (2013).
- ²⁹ C. M. Western, *J. Quant. Spectrosc. Rad. Transfer* **186**, 221 (2017); PGOPHER version 10.1, 2018, University of Bristol Research Data Repository, [doi:10.5523/bris.3mqfb4glgkr8a2rev7f73t300c](https://doi.org/10.5523/bris.3mqfb4glgkr8a2rev7f73t300c)
- ³⁰ J. Rak, M.M. Szcześniak, G. Chałasiński, and S.M. Cybulski, The effect of two- and three-body interactions in Ar_n-CO₂ (n=1,2) on the asymmetric stretching CO₂ coordinate: An ab initio study, *J. Chem. Phys.* **106**, 10215 (1997).
- ³¹ H. Li and R.J. Le Roy, Analytic three-dimensional 'MLR' potential energy surface for CO₂-He, and its predicted microwave and infrared spectra, *Phys. Chem. Chem. Phys.* **10**, 4128-4137 (2008).

- ³² H. Li, N. Blinov, P.-N. Roy, and R.J. Le Roy, Path-integral Monte Carlo simulation of v_3 vibrational shifts for CO₂ in (He)_n clusters critically tests the He–CO₂ potential energy surface, *J. Chem. Phys.* **130**, 144305 (2009).
- ³³ Z. Kisiel, PROSPE - Programs for ROTational SPEctroscopy, <http://info.ifpan.edu.pl/~kisiel/prospe.htm>.
- ³⁴ U.K. Deiters and R.J. Sadus, Two-body interatomic potentials for He, Ne, Ar, Kr, and Xe from *ab initio* data, *J. Chem. Phys.* **150**, 134504 (2019).
- ³⁵ A. Wüest and F. Merkt, Determination of the interaction potential of the ground electronic state of Ne₂ by high-resolution vacuum ultraviolet laser spectroscopy, *J. Chem. Phys.* **118**, 8807 (2003).
- ³⁶ K. Mizuse, Y. Tobata, U. Sato, and Y. Ohshima, Rotational spectroscopy of the argon dimer by time-resolved Coulomb explosion imaging of rotational wave packets, *Phys. Chem. Chem. Phys.*, **24**, 11014-11022 (2022).
- ³⁷ P. E. LaRocque, R.H. Lipson, P.R. Herman, and B.P. Stoicheff, Spectra of Kr₂ and constants of the ground and excited states, *J. Chem. Phys.* **84**, 6627 (1986).
- ³⁸ A.J. Barclay, A.R.W. McKellar, and N. Moazzen-Ahmadi, Observing the completion of the first solvation shell of carbon dioxide in argon from rotationally resolved spectra, *J. Phys. Chem. Lett.* **13**, 6311–6315 (2022).

Appendix to:

Table A-1. Krypton isotope atomic mass and abundance

atomic mass number N	atomic mass (Dalton)	abundance
80	79.916	0.0229
82	81.913	0.1159
83	82.914	0.1150
84	83.912	0.5699
86	85.911	0.1728

Table A-2. Krypton isotope atomic masses, abundance, and rigid model scaling factors for CO₂-Kr₂

atomic mass numbers N	abundance	F _A	F _B	F _C
80-80	0.00052	1.009116	1.046920	1.037303
80-82	0.00530	1.006809	1.034873	1.027780
80-83	0.00526	1.005713	1.029007	1.023142
80-84	0.02605	1.004656	1.023269	1.018605
80-86	0.00790	1.002643	1.012085	1.009757
82-82	0.01344	1.004451	1.022927	1.018282
82-83	0.02666	1.003329	1.017110	1.013656
82-84	0.13213	1.002249	1.011418	1.009130
82-86	0.04006	1.000188	1.000325	1.000304
83-83	0.01323	1.002196	1.011315	1.009036
83-84	0.13107	1.001103	1.005647	1.004515
83-86	0.03974	0.999021	0.994597	0.995700
84-84	0.32475	1.000000	1.000000	1.000000
84-86	0.19694	0.997895	0.988992	0.991195
86-86	0.02986	0.995749	0.978066	0.982409

Table A-3. Molecular parameters for CO₂-Kr₂ (in cm⁻¹). See Table 4 of the paper for 84-84. These are the more abundant species. Others can easily be calculated using the scaling factors in Table A-2.

	80-84	82-83	82-84	82-86	83-84	83-86	84-86	86-86
Ab	0.02605	0.02666	0.13213	0.04006	0.13107	0.03974	0.19694	0.02986
ν_{OC}	2381.2853	2381.2842	2381.2831	2381.2809	2381.2820	2381.2798	2381.2787	2381.2765
<i>A'</i>	0.045369	0.045309	0.045260	0.045167	0.045208	0.045114	0.045063	0.044967
<i>B'</i>	0.023464	0.023323	0.023192	0.022938	0.023060	0.022807	0.022678	0.022428
<i>C'</i>	0.016839	0.016758	0.016683	0.016537	0.016606	0.016461	0.016386	0.016241
ν_{OF}	2347.4519	2347.4519	2347.4519	2347.4519	2347.4519	2347.4519	2347.4519	2347.4519
<i>A'</i>	0.047434	0.047372	0.047321	0.047223	0.047266	0.047168	0.047115	0.047014
<i>B'</i>	0.023453	0.023312	0.023181	0.022927	0.023049	0.022796	0.022667	0.022417
<i>C'</i>	0.017006	0.016923	0.016848	0.016700	0.016771	0.016623	0.016548	0.016402
<i>A''</i>	0.047475	0.047413	0.047362	0.047264	0.047308	0.047209	0.047156	0.047055
<i>B''</i>	0.023474	0.023333	0.023203	0.022948	0.023070	0.022817	0.022688	0.022437
<i>C''</i>	0.017002	0.016919	0.016844	0.016696	0.016767	0.016620	0.016544	0.016398

Table A-4. Xenon isotope atomic mass and abundance

atomic mass number N	atomic mass (Dalton)	abundance
129	128.905	0.264
130	129.904	0.041
131	130.905	0.212
132	131.904	0.269
134	133.905	0.104
136	135.907	0.089

Table A-5. Xenon isotope atomic masses, abundance, and rigid model scaling factors for CO₂-Xe₂

atomic mass numbers N	abundance	F _A	F _B	F _C
129-129	0.06970	1.001996	1.014999	1.012514
129-130	0.02150	1.001495	1.011224	1.009370
129-131	0.11211	1.001001	1.007489	1.006256
129-132	0.14208	1.000518	1.003814	1.003190
129-134	0.05510	0.999576	0.996599	0.997162
129-136	0.04677	0.998666	0.989570	0.991282
130-130	0.00166	1.000992	1.007454	1.006226
130-131	0.01729	1.000497	1.003725	1.003113
130-132	0.02191	1.000012	1.000054	1.000046
130-134	0.00850	0.999066	0.992848	0.994020
130-136	0.00721	0.998154	0.985829	0.988141
131-131	0.04508	1.000000	1.000000	1.000000
131-132	0.11427	0.999514	0.996334	0.996934
131-134	0.04431	0.998565	0.989138	0.990909
131-136	0.03761	0.997650	0.982127	0.985030
132-132	0.07241	0.999025	0.992673	0.993869
132-134	0.05616	0.998074	0.985486	0.987845
132-136	0.04767	0.997156	0.978484	0.981967
134-134	0.01089	0.997117	0.978316	0.981822
134-136	0.01849	0.996192	0.971332	0.975946
136-136	0.00785	0.995263	0.964364	0.970071

Table A-6. Molecular parameters for CO₂-Xe₂ (in cm⁻¹). See Table 5 of the paper for 131-131. These are the 7 most abundant species. Others can easily be calculated using the scaling factors in Table A-5.

	129-129	129-131	129-132	129-134	131-132	132-132	132-134
Ab	0.06970	0.11211	0.14208	0.05510	0.11427	0.07241	0.05616
ν_{0C}	2381.0416	2381.0401	2381.0393	2381.0378	2381.0377	2381.0369	2381.0354
<i>A'</i>	0.040778	0.040737	0.040718	0.040679	0.040677	0.040657	0.040618
<i>B'</i>	0.012968	0.012873	0.012826	0.012733	0.012730	0.012683	0.012591
<i>C'</i>	0.010311	0.010247	0.010216	0.010514	0.010152	0.010121	0.010060
ν_{0F}	2346.3355	2346.3355	2346.3355	2346.3355	2346.3355	2346.3355	2346.3355
<i>A'</i>	0.041384	0.041343	0.041323	0.041284	0.041282	0.041262	0.041222
<i>B'</i>	0.012971	0.012875	0.012828	0.012735	0.012732	0.012685	0.012593
<i>C'</i>	0.010370	0.010306	0.010274	0.010213	0.010210	0.010179	0.010117
<i>A''</i>	0.041411	0.041370	0.041350	0.041311	0.041309	0.041289	0.041249
<i>B''</i>	0.012965	0.012869	0.012822	0.012730	0.012727	0.012680	0.012588
<i>C''</i>	0.010372	0.010308	0.010276	0.010215	0.010212	0.010181	0.010119

Table A-7. Observed and calculated line positions for CO₂-²⁰Ne₂ and CO₂-²⁰Ne-²²Ne (in cm⁻¹).

```

*****
  J'   Ka'  Kc'      J''  Ka'' Kc''  Obs       Calc       O-C
*****
CO2-20Ne2
  5     5    1       6    6    1  2348.1146  2348.1145
  5     5    0       6    6    0  2348.1146  2348.1146
                    Blend      2348.1145      0.0001
  5     3    3       6    4    3  2348.2615  2348.2618  -0.0004
  5     1    4       6    2    4  2348.3609  2348.3605   0.0004
  4     1    4       5    2    4  2348.4960  2348.4958   0.0002
  3     3    1       4    4    1  2348.5620  2348.5613
  3     3    0       4    4    0  2348.5620  2348.5625
                    Blend      2348.5619      0.0001
  3     1    3       4    2    3  2348.6718  2348.6720  -0.0002
  3     1    2       4    2    2  2348.7140  2348.7140   0.0000
  2     1    2       3    2    2  2348.8414  2348.8415   0.0000
  2     1    1       3    2    1  2348.8703  2348.8703   0.0000
  1     1    0       2    2    0  2349.0160  2349.0156   0.0004
  2     1    2       2    2    0  2349.2578  2349.2577   0.0001
  2     1    1       2    2    1  2349.3230  2349.3232  -0.0002
  3     1    2       3    2    2  2349.3457  2349.3461  -0.0003
  4     1    3       4    2    3  2349.3709  2349.3707   0.0002
  5     1    4       5    2    4  2349.3909  2349.3906   0.0003
  7     1    6       7    2    6  2349.4065  2349.4065  -0.0001
  4     1    4       4    0    4  2349.4206  2349.4208  -0.0002
  3     1    3       3    0    3  2349.4270  2349.4271  -0.0001
  2     1    2       2    0    2  2349.4380  2349.4381  -0.0001
  1     1    1       1    0    1  2349.4517  2349.4516   0.0001
  5     3    3       5    2    3  2349.5303  2349.5308  -0.0005
  4     3    2       4    2    2  2349.5693  2349.5692   0.0001
  1     1    0       0    0    0  2349.6121  2349.6122  -0.0001
  2     1    1       1    0    1  2349.7719  2349.7720  -0.0001
  3     3    0       2    2    0  2350.0468  2350.0464   0.0004
  4     1    3       3    0    3  2350.1259  2350.1258   0.0001
  4     3    1       3    2    1  2350.1813  2350.1811   0.0001
  5     1    4       4    0    4  2350.3162  2350.3156
  5     3    2       4    2    2  2350.3162  2350.3166
                    Blend      2350.3162      0.0000
  5     3    3       4    2    3  2350.3568  2350.3570  -0.0002
  6     1    5       5    0    5  2350.5046  2350.5046   0.0000
  7     3    5       6    2    5  2350.6893  2350.6891   0.0002
*****
CO2-20Ne-22Ne
  4     4    1       5    5    1  2348.3700  2348.3699
  4     4    0       5    5    0  2348.3700  2348.3702
                    Blend      2348.3700      0.0000
  4     3    1       5    4    1  2348.4517  2348.4514   0.0004
  4     2    2       5    3    2  2348.5375  2348.5373
  4     0    4       5    1    4  2348.5375  2348.5374
                    Blend      2348.5374      0.0001
  3     3    1       4    4    1  2348.5882  2348.5877
  3     3    0       4    4    0  2348.5882  2348.5891
                    Blend      2348.5884     -0.0002
  3     2    2       4    3    2  2348.6550  2348.6551  -0.0001
  3     2    1       4    3    1  2348.6747  2348.6749  -0.0002
  3     1    3       4    2    3  2348.6927  2348.6927  -0.0001
  3     0    3       4    1    3  2348.7252  2348.7253  -0.0001
  2     1    1       3    2    1  2348.8868  2348.8867   0.0001
  2     0    2       3    1    2  2348.9073  2348.9073   0.0000
  1     0    1       2    1    1  2349.0767  2349.0766   0.0001
  2     1    1       2    2    1  2349.3298  2349.3297   0.0001

```

3	1	2	3	2	2	2349.3527	2349.3525	0.0002
5	1	4	5	2	4	2349.3944	2349.3947	-0.0003
4	2	3	4	1	3	2349.4567	2349.4566	0.0001

Table A-8. Observed and calculated line positions for CO₂-Ar₂ fundamental band (in cm⁻¹).

J'	Ka'	Kc'	J''	Ka''	Kc''	Obs	Calc	O-C
10	7	4	11	8	4	2347.0459	2347.0456	0.0003
9	9	0	10	10	0	2347.0733	2347.0736	-0.0003
9	8	1	10	9	1	2347.1064	2347.1064	-0.0001
8	8	1	9	9	1	2347.1930	2347.1928	0.0002
9	5	4	10	6	4	2347.1960	2347.1960	0.0000
8	7	2	9	8	2	2347.2244	2347.2248	-0.0004
8	6	3	9	7	3	2347.2532	2347.2535	-0.0003
7	6	1	8	7	1	2347.3462	2347.3460	0.0003
7	5	2	8	6	2	2347.3845	2347.3850	
7	2	5	8	3	5	2347.3845	2347.3834	
						Blend	2347.3842	0.0002
7	3	4	8	4	4	2347.3950	2347.3953	-0.0003
7	4	3	8	5	3	2347.4059	2347.4054	0.0005
6	5	2	7	6	2	2347.4610	2347.4609	0.0001
6	4	3	7	5	3	2347.4821	2347.4819	0.0002
6	3	4	7	4	4	2347.4888	2347.4890	
6	2	5	7	3	5	2347.4888	2347.4884	
						Blend	2347.4887	0.0001
5	5	0	6	6	0	2347.5504	2347.5503	0.0002
5	0	5	6	1	5	2347.5959	2347.5957	0.0002
5	1	4	6	2	4	2347.5984	2347.5988	-0.0003
4	4	1	5	5	1	2347.6677	2347.6678	-0.0001
4	2	3	5	3	3	2347.7034	2347.7030	
4	1	4	5	2	4	2347.7034	2347.7039	
						Blend	2347.7033	0.0001
3	2	1	4	3	1	2347.8184	2347.8187	-0.0003
3	1	2	4	2	2	2347.8235	2347.8235	0.0000
2	2	1	3	3	1	2347.9020	2347.9020	0.0001
2	1	2	3	2	2	2347.9171	2347.9169	0.0002
1	1	0	2	2	0	2348.0238	2348.0236	0.0002
5	2	3	5	3	3	2348.2323	2348.2320	
7	3	4	7	4	4	2348.2323	2348.2322	
3	1	2	3	2	2	2348.2323	2348.2326	
						Blend	2348.2323	0.0000
1	0	1	1	1	1	2348.2356	2348.2355	0.0001
5	0	5	5	1	5	2348.2432	2348.2437	
3	0	3	3	1	3	2348.2432	2348.2437	
6	1	6	6	0	6	2348.2432	2348.2435	
4	1	4	4	0	4	2348.2432	2348.2440	
8	1	8	8	0	8	2348.2432	2348.2429	
5	1	4	5	2	4	2348.2432	2348.2426	
6	2	5	6	1	5	2348.2432	2348.2429	
7	1	6	7	2	6	2348.2432	2348.2424	
7	0	7	7	1	7	2348.2432	2348.2432	
						Blend	2348.2433	-0.0001
2	2	1	2	1	1	2348.2708	2348.2706	
6	4	3	6	3	3	2348.2708	2348.2695	
4	3	2	4	2	2	2348.2708	2348.2724	
						Blend	2348.2710	-0.0002
2	2	1	1	1	1	2348.4707	2348.4711	-0.0004
3	2	1	2	1	1	2348.5593	2348.5596	-0.0003

3	1	2	2	0	2	2348.5619	2348.5624	-0.0005
3	3	0	2	2	0	2348.5792	2348.5796	-0.0004
4	2	3	3	1	3	2348.6763	2348.6760	0.0002
4	3	2	3	2	2	2348.6817	2348.6815	0.0002
5	3	2	4	2	2	2348.7665	2348.7664	0.0001
5	2	3	4	1	3	2348.7757	2348.7756	0.0001
5	1	4	4	0	4	2348.7815	2348.7827	
5	4	1	4	3	1	2348.7815	2348.7807	
					Blend		2348.7814	0.0002
5	5	0	4	4	0	2348.8149	2348.8147	0.0002
6	4	3	5	3	3	2348.8911	2348.8914	
6	2	5	5	1	5	2348.8911	2348.8909	
					Blend		2348.8912	-0.0001
6	5	2	5	4	2	2348.9063	2348.9062	0.0001
6	6	1	5	5	1	2348.9331	2348.9326	0.0005
7	4	3	6	3	3	2348.9744	2348.9744	-0.0001
7	5	2	6	4	2	2348.9813	2348.9815	-0.0002
7	3	4	6	2	4	2348.9884	2348.9883	0.0000
7	2	5	6	1	5	2348.9959	2348.9958	0.0001
7	6	1	6	5	1	2349.0148	2349.0150	-0.0003
7	7	0	6	6	0	2349.0490	2349.0484	0.0006
8	5	4	7	4	4	2349.1008	2349.1009	
8	4	5	7	3	5	2349.1008	2349.1010	
					Blend		2349.1009	-0.0001
8	6	3	7	5	3	2349.1117	2349.1117	0.0000
8	7	2	7	6	2	2349.1353	2349.1354	-0.0001
9	6	3	8	5	3	2349.1831	2349.1825	
9	5	4	8	4	4	2349.1831	2349.1836	
					Blend		2349.1830	0.0000
9	8	1	8	7	1	2349.2491	2349.2495	-0.0004

Table A-9. Observed and calculated line positions for CO₂-Ar₂ combination band (in cm⁻¹).

J'	Ka'	Kc'	J''	Ka''	Kc''	Obs	Calc	O-C
7	7	1	8	8	0	2379.4597	2379.4597	-0.0001
7	6	2	8	7	1	2379.5255	2379.5255	0.0000
7	5	3	8	6	2	2379.5533	2379.5542	-0.0008
6	6	0	7	7	1	2379.6060	2379.6064	-0.0004
10	2	8	11	3	9	2379.6270	2379.6276	-0.0006
6	5	1	7	6	2	2379.6832	2379.6833	-0.0001
5	5	1	6	6	0	2379.7461	2379.7457	0.0005
5	3	3	6	4	2	2379.7634	2379.7633	0.0001
7	4	4	8	3	5	2379.8015	2379.8017	
4	1	3	5	4	2	2379.8015	2379.8024	
					Blend		2379.8018	-0.0004
8	1	7	9	2	8	2379.8197	2379.8199	-0.0002
7	3	5	8	2	6	2379.8440	2379.8443	-0.0003
6	3	3	7	4	4	2379.8596	2379.8596	0.0000
8	0	8	9	1	9	2379.8683	2379.8682	0.0001
4	4	0	5	5	1	2379.8870	2379.8873	-0.0003
7	2	6	8	1	7	2379.8906	2379.8908	-0.0002
6	2	4	7	3	5	2379.9135	2379.9138	-0.0003
7	1	7	8	0	8	2379.9386	2379.9386	0.0000
6	1	5	7	2	6	2379.9610	2379.9607	0.0003
5	4	2	6	3	3	2379.9727	2379.9730	-0.0003
5	3	3	6	2	4	2379.9873	2379.9875	-0.0002
3	3	1	4	4	0	2380.0090	2380.0104	
6	0	6	7	1	7	2380.0090	2380.0082	
					Blend		2380.0091	-0.0001

5	2	4	6	1	5	2380.0297	2380.0298	-0.0001
4	2	2	5	3	3	2380.0389	2380.0394	-0.0004
5	1	5	6	0	6	2380.0767	2380.0768	-0.0001
4	1	3	5	2	4	2380.0969	2380.0969	0.0000
4	0	4	5	1	5	2380.1443	2380.1444	-0.0001
2	2	0	3	3	1	2380.1539	2380.1541	-0.0002
3	2	2	4	1	3	2380.1693	2380.1694	-0.0001
8	2	6	8	3	5	2380.2056	2380.2055	0.0001
3	1	3	4	0	4	2380.2110	2380.2112	-0.0002
2	1	1	3	2	2	2380.2183	2380.2184	
6	0	6	6	1	5	2380.2183	2380.2180	
						Blend	2380.2183	0.0000
1	1	1	2	2	0	2380.2478	2380.2481	-0.0003
7	3	5	7	4	4	2380.2564	2380.2560	0.0004
6	1	5	6	2	4	2380.2663	2380.2661	0.0002
5	1	5	5	2	4	2380.2701	2380.2697	
8	3	5	8	4	4	2380.2701	2380.2702	
						Blend	2380.2699	0.0001
2	0	2	3	1	3	2380.2758	2380.2759	-0.0001
7	4	4	7	5	3	2380.2878	2380.2874	0.0004
6	5	1	6	6	0	2380.2947	2380.2945	0.0002
5	2	4	5	3	3	2380.3129	2380.3127	0.0002
5	4	2	5	5	1	2380.3198	2380.3193	0.0005
4	0	4	4	1	3	2380.3228	2380.3228	0.0001
6	2	4	6	3	3	2380.3294	2380.3293	0.0002
5	3	3	5	4	2	2380.3371	2380.3368	0.0003
1	1	1	2	0	2	2380.3464	2380.3463	0.0001
3	1	3	3	2	2	2380.3661	2380.3658	0.0003
6	4	2	6	5	1	2380.3781	2380.3779	0.0003
4	1	3	4	2	2	2380.3828	2380.3825	
3	2	2	3	3	1	2380.3828	2380.3830	
						Blend	2380.3827	0.0001
6	3	3	6	4	2	2380.3922	2380.3916	
4	3	1	4	4	0	2380.3922	2380.3923	
						Blend	2380.3919	0.0003
0	0	0	1	1	1	2380.4002	2380.4001	0.0001
4	2	2	4	3	1	2380.4244	2380.4243	0.0001
2	0	2	2	1	1	2380.4288	2380.4286	0.0001
2	1	1	2	2	0	2380.4501	2380.4500	0.0001
2	2	0	2	1	1	2380.5227	2380.5227	0.0000
4	3	1	4	2	2	2380.5423	2380.5421	0.0001
2	1	1	2	0	2	2380.5483	2380.5482	
4	4	0	4	3	1	2380.5483	2380.5480	
						Blend	2380.5481	0.0002
6	5	1	6	4	2	2380.5554	2380.5551	0.0003
8	6	2	8	5	3	2380.5652	2380.5661	
6	4	2	6	3	3	2380.5652	2380.5650	
						Blend	2380.5653	-0.0001
4	2	2	4	1	3	2380.5829	2380.5829	0.0000
8	5	3	8	4	4	2380.5910	2380.5910	
9	8	2	9	7	3	2380.5910	2380.5906	
						Blend	2380.5909	0.0001
7	6	2	7	5	3	2380.5949	2380.5941	
5	4	2	5	3	3	2380.5949	2380.5949	
						Blend	2380.5946	0.0003
3	2	2	3	1	3	2380.5988	2380.5989	-0.0002
9	7	3	9	6	4	2380.6092	2380.6088	0.0005
6	3	3	6	2	4	2380.6159	2380.6157	0.0002
10	6	4	10	5	5	2380.6183	2380.6183	
7	5	3	7	4	4	2380.6183	2380.6187	
						Blend	2380.6186	-0.0003
4	1	3	4	0	4	2380.6370	2380.6369	0.0001
9	6	4	9	5	5	2380.6407	2380.6407	0.0000

8	4	4	8	3	5	2380.6446	2380.6450	-0.0004
7	4	4	7	3	5	2380.6595	2380.6596	0.0000
6	2	4	6	1	5	2380.6685	2380.6684	0.0001
5	2	4	5	1	5	2380.6778	2380.6778	-0.0001
3	1	3	2	0	2	2380.6955	2380.6956	-0.0001
4	0	4	3	1	3	2380.7520	2380.7523	
3	2	2	2	1	1	2380.7520	2380.7517	
					Blend		2380.7521	-0.0001
4	1	3	3	2	2	2380.7913	2380.7916	-0.0003
3	3	1	2	2	0	2380.8005	2380.8008	-0.0003
5	1	5	4	0	4	2380.8099	2380.8098	0.0001
5	2	4	4	1	3	2380.8562	2380.8562	0.0000
6	0	6	5	1	5	2380.8662	2380.8660	0.0002
6	1	5	5	2	4	2380.9102	2380.9099	0.0003
5	3	3	4	2	2	2380.9171	2380.9169	0.0002
7	1	7	6	0	6	2380.9209	2380.9213	
4	4	0	3	3	1	2380.9209	2380.9202	
					Blend		2380.9208	0.0001
6	2	4	5	3	3	2380.9509	2380.9512	
4	3	1	3	2	2	2380.9509	2380.9512	
					Blend		2380.9512	-0.0003
7	2	6	6	1	5	2380.9647	2380.9650	-0.0004
8	0	8	7	1	7	2380.9758	2380.9757	0.0001
5	4	2	4	3	1	2380.9794	2380.9799	-0.0005
8	1	7	7	2	6	2381.0187	2381.0188	-0.0001
8	2	6	7	3	5	2381.0630	2381.0634	-0.0004
9	2	8	8	1	7	2381.0715	2381.0718	-0.0002
7	4	4	6	3	3	2381.0750	2381.0750	0.0000
8	3	5	7	4	4	2381.1075	2381.1071	
6	6	0	5	5	1	2381.1075	2381.1081	
					Blend		2381.1078	-0.0003
9	3	7	8	2	6	2381.1158	2381.1160	-0.0002
6	5	1	5	4	2	2381.1291	2381.1286	0.0005
7	5	3	6	4	2	2381.1505	2381.1507	-0.0002
7	6	2	6	5	1	2381.1956	2381.1946	
7	7	1	6	6	0	2381.1956	2381.1961	
					Blend		2381.1955	0.0001
8	8	0	7	7	1	2381.2818	2381.2819	-0.0001
9	9	1	8	8	0	2381.3621	2381.3623	-0.0003
9	7	3	8	6	2	2381.3746	2381.3742	0.0004
9	8	2	8	7	1	2381.3809	2381.3803	0.0006
10	1	9	11	2	10	2379.6752	2379.6754	-0.0002
9	1	9	10	0	10	2379.7970	2379.7968	0.0002
5	5	1	4	4	0	2381.0103	2381.0101	0.0003
9	1	9	8	0	8	2381.0292	2381.0291	0.0001
10	0	10	9	1	9	2381.0818	2381.0815	0.0003
10	1	9	9	2	8	2381.1238	2381.1238	0.0001
11	1	11	10	0	10	2381.1337	2381.1331	0.0006
11	2	10	10	1	9	2381.1745	2381.1748	-0.0004

Table A-10. Observed and calculated line positions for CO₂-Kr₂ fundamental band (in cm⁻¹).

	J'	Ka'	Kc'	J''	Ka''	Kc''	Obs	Calc	O-C

CO2-Kr2-84-84	9	4	5	10	5	5	2346.8152	2346.8128	
CO2-Kr2-83-84	9	4	5	10	5	5	2346.8152	2346.8114	
CO2-Kr2-83-84	10	1	9	11	2	9	2346.8152	2346.8150	
CO2-Kr2-84-84	6	6	1	7	7	1	2346.8152	2346.8154	
CO2-Kr2-84-86	9	4	5	10	5	5	2346.8152	2346.8156	
CO2-Kr2-82-84	6	6	0	7	7	0	2346.8152	2346.8138	
CO2-Kr2-82-84	6	6	1	7	7	1	2346.8152	2346.8138	
CO2-Kr2-83-84	6	6	0	7	7	0	2346.8152	2346.8146	
CO2-Kr2-83-84	6	6	1	7	7	1	2346.8152	2346.8146	
CO2-Kr2-84-86	6	6	0	7	7	0	2346.8152	2346.8169	
CO2-Kr2-84-86	6	6	1	7	7	1	2346.8152	2346.8169	
							Blend	2346.8147	0.0004
CO2-Kr2-84-84	7	4	3	8	5	3	2346.8851	2346.8869	
CO2-Kr2-84-84	9	1	8	10	2	8	2346.8851	2346.8853	
							Blend	2346.8863	-0.0011
CO2-Kr2-84-84	5	5	0	6	6	0	2346.9119	2346.9106	
CO2-Kr2-84-84	9	2	7	10	3	7	2346.9119	2346.9141	
CO2-Kr2-84-84	8	2	7	9	3	7	2346.9119	2346.9140	
CO2-Kr2-84-84	8	1	8	9	2	8	2346.9119	2346.9126	
CO2-Kr2-84-86	5	5	0	6	6	0	2346.9119	2346.9119	
CO2-Kr2-84-86	5	5	1	6	6	1	2346.9119	2346.9119	
							Blend	2346.9124	-0.0006
CO2-Kr2-84-84	5	4	1	6	5	1	2346.9654	2346.9657	
CO2-Kr2-84-86	5	4	1	6	5	1	2346.9654	2346.9672	
CO2-Kr2-84-86	5	4	2	6	5	2	2346.9654	2346.9672	
							Blend	2346.9663	-0.0009
CO2-Kr2-84-84	4	4	1	5	5	1	2347.0045	2347.0057	
CO2-Kr2-84-86	4	4	0	5	5	0	2347.0045	2347.0068	
CO2-Kr2-84-86	4	4	1	5	5	1	2347.0045	2347.0068	
							Blend	2347.0061	-0.0016
CO2-Kr2-84-84	3	3	0	4	4	0	2347.1002	2347.1007	
CO2-Kr2-84-86	3	3	0	4	4	0	2347.1002	2347.1016	
CO2-Kr2-84-86	3	3	1	4	4	1	2347.1002	2347.1015	
							Blend	2347.1010	-0.0008
CO2-Kr2-84-84	4	2	3	5	3	3	2347.1105	2347.1105	
CO2-Kr2-84-84	5	0	5	6	1	5	2347.1105	2347.1118	
CO2-Kr2-84-86	4	2	3	5	3	3	2347.1105	2347.1122	
							Blend	2347.1112	-0.0008
CO2-Kr2-84-84	2	2	1	3	3	1	2347.1950	2347.1951	
CO2-Kr2-84-86	2	2	0	3	3	0	2347.1950	2347.1967	
CO2-Kr2-84-86	2	2	1	3	3	1	2347.1950	2347.1958	
							Blend	2347.1955	-0.0005
CO2-Kr2-84-84	6	3	4	6	4	2	2347.2607	2347.2602	
CO2-Kr2-84-84	4	3	2	4	4	0	2347.2607	2347.2608	
CO2-Kr2-84-86	6	3	4	6	4	2	2347.2607	2347.2595	
CO2-Kr2-84-86	5	3	3	5	4	1	2347.2607	2347.2602	
							Blend	2347.2602	0.0004
CO2-Kr2-84-84	1	1	0	2	2	0	2347.2921	2347.2925	
CO2-Kr2-84-86	1	1	0	2	2	0	2347.2921	2347.2930	
							Blend	2347.2926	-0.0005
CO2-Kr2-84-84	1	0	1	2	1	1	2347.3360	2347.3361	
CO2-Kr2-84-84	5	2	3	5	3	3	2347.3360	2347.3358	
CO2-Kr2-84-86	1	0	1	2	1	1	2347.3360	2347.3369	
							Blend	2347.3361	-0.0001
CO2-Kr2-84-84	2	1	2	2	2	0	2347.3594	2347.3592	
CO2-Kr2-84-86	2	1	2	2	2	0	2347.3594	2347.3591	
CO2-Kr2-84-84	6	4	3	7	3	5	2347.3594	2347.3611	

						Blend	2347.3596	-0.0002
CO2-Kr2-84-84	7	2	5	7	3	5 2347.3657	2347.3666	
CO2-Kr2-84-86	7	2	5	7	3	5 2347.3657	2347.3650	
						Blend	2347.3663	-0.0005
CO2-Kr2-84-86	8	2	6	8	3	6 2347.3827	2347.3828	
CO2-Kr2-84-86	0	0	0	1	1	0 2347.3827	2347.3823	
CO2-Kr2-82-84	0	0	0	1	1	0 2347.3827	2347.3816	
CO2-Kr2-83-84	0	0	0	1	1	0 2347.3827	2347.3818	
						Blend	2347.3823	0.0004
CO2-Kr2-84-84	3	1	2	3	2	2 2347.3875	2347.3876	
CO2-Kr2-84-86	3	1	2	3	2	2 2347.3875	2347.3870	
						Blend	2347.3874	0.0001
CO2-Kr2-84-84	5	1	4	5	2	4 2347.4098	2347.4103	
CO2-Kr2-84-86	5	1	4	5	2	4 2347.4098	2347.4095	
						Blend	2347.4101	-0.0003
CO2-Kr2-84-84	1	0	1	1	1	1 2347.4285	2347.4278	
CO2-Kr2-84-84	11	2	9	11	3	9 2347.4285	2347.4299	
CO2-Kr2-84-86	1	0	1	1	1	1 2347.4285	2347.4277	
CO2-Kr2-84-86	11	2	9	11	3	9 2347.4285	2347.4286	
						Blend	2347.4286	-0.0001
CO2-Kr2-84-84	3	0	3	3	1	3 2347.4392	2347.4389	
CO2-Kr2-84-86	3	0	3	3	1	3 2347.4392	2347.4386	
						Blend	2347.4388	0.0004
CO2-Kr2-84-84	9	1	8	9	2	8 2347.4446	2347.4450	
CO2-Kr2-84-86	4	0	4	4	1	4 2347.4446	2347.4438	
CO2-Kr2-82-84	4	0	4	4	1	4 2347.4446	2347.4442	
CO2-Kr2-83-84	4	0	4	4	1	4 2347.4446	2347.4441	
CO2-Kr2-84-86	9	1	8	9	2	8 2347.4446	2347.4446	
CO2-Kr2-84-84	13	2	11	13	3	11 2347.4446	2347.4434	
						Blend	2347.4444	0.0003
CO2-Kr2-84-84	7	0	7	7	1	7 2347.4517	2347.4507	
CO2-Kr2-84-84	6	1	6	6	0	6 2347.4517	2347.4541	
CO2-Kr2-84-84	8	1	8	8	0	8 2347.4517	2347.4522	
CO2-Kr2-84-84	9	0	9	9	1	9 2347.4517	2347.4514	
CO2-Kr2-84-84	10	1	10	10	0	10 2347.4517	2347.4516	
CO2-Kr2-84-84	11	0	11	11	1	11 2347.4517	2347.4514	
CO2-Kr2-84-84	12	1	12	12	0	12 2347.4517	2347.4513	
CO2-Kr2-84-84	13	0	13	13	1	13 2347.4517	2347.4512	
CO2-Kr2-84-84	12	2	11	12	1	11 2347.4517	2347.4516	
CO2-Kr2-84-84	14	1	14	14	0	14 2347.4517	2347.4510	
						Blend	2347.4518	-0.0001
CO2-Kr2-84-84	4	1	4	4	0	4 2347.4605	2347.4600	
CO2-Kr2-84-86	4	1	4	4	0	4 2347.4605	2347.4603	
						Blend	2347.4601	0.0004
CO2-Kr2-84-84	6	2	5	6	1	5 2347.4820	2347.4811	
CO2-Kr2-84-86	6	2	5	6	1	5 2347.4820	2347.4819	
						Blend	2347.4813	0.0007
CO2-Kr2-84-84	4	2	3	4	1	3 2347.5067	2347.5054	
CO2-Kr2-84-86	4	2	3	4	1	3 2347.5067	2347.5061	
						Blend	2347.5056	0.0012
CO2-Kr2-84-84	1	1	0	0	0	0 2347.5228	2347.5223	
CO2-Kr2-84-84	12	4	9	12	3	9 2347.5228	2347.5211	
CO2-Kr2-84-86	1	1	0	0	0	0 2347.5228	2347.5220	
						Blend	2347.5219	0.0009
CO2-Kr2-84-84	5	3	2	5	2	4 2347.5999	2347.6001	
CO2-Kr2-84-86	5	3	2	5	2	4 2347.5999	2347.6001	
						Blend	2347.6001	-0.0001
CO2-Kr2-84-84	8	4	5	8	3	5 2347.6114	2347.6096	
CO2-Kr2-84-86	2	2	0	1	1	0 2347.6114	2347.6110	
CO2-Kr2-82-84	2	2	0	1	1	0 2347.6114	2347.6120	
CO2-Kr2-83-84	2	2	0	1	1	0 2347.6114	2347.6118	
CO2-Kr2-84-84	5	2	3	5	1	5 2347.6114	2347.6135	
CO2-Kr2-84-86	8	4	5	8	3	5 2347.6114	2347.6116	

CO2-Kr2-84-86	6	3	3	6	2	5	2347.6114	2347.6128	
							Blend	2347.6113	0.0001
CO2-Kr2-84-84	3	1	2	2	0	2	2347.6169	2347.6174	
CO2-Kr2-84-84	2	2	1	1	1	1	2347.6169	2347.6167	
CO2-Kr2-84-86	3	1	2	2	0	2	2347.6169	2347.6160	
							Blend	2347.6169	-0.0001
CO2-Kr2-84-84	6	4	3	6	3	3	2347.6331	2347.6333	
CO2-Kr2-84-84	7	3	4	7	2	6	2347.6331	2347.6351	
CO2-Kr2-84-86	6	4	3	6	3	3	2347.6331	2347.6344	
							Blend	2347.6341	-0.0009
CO2-Kr2-84-84	7	5	2	7	4	4	2347.6941	2347.6938	
CO2-Kr2-84-84	6	5	2	6	4	2	2347.6941	2347.6945	
CO2-Kr2-84-84	9	5	4	9	4	6	2347.6941	2347.6923	
CO2-Kr2-84-84	5	5	0	5	4	2	2347.6941	2347.6958	
CO2-Kr2-84-86	7	5	3	7	4	3	2347.6941	2347.6933	
CO2-Kr2-84-86	7	5	2	7	4	4	2347.6941	2347.6948	
CO2-Kr2-84-86	8	5	3	8	4	5	2347.6941	2347.6937	
CO2-Kr2-84-86	6	5	2	6	4	2	2347.6941	2347.6955	
CO2-Kr2-84-86	6	5	1	6	4	3	2347.6941	2347.6959	
CO2-Kr2-84-86	9	5	4	9	4	6	2347.6941	2347.6932	
							Blend	2347.6941	-0.0001
CO2-Kr2-84-84	3	3	0	2	2	0	2347.7084	2347.7075	
CO2-Kr2-84-86	3	3	0	2	2	0	2347.7084	2347.7069	
CO2-Kr2-84-86	3	3	1	2	2	1	2347.7084	2347.7078	
							Blend	2347.7075	0.0010
CO2-Kr2-84-84	5	2	3	4	1	3	2347.7301	2347.7307	
CO2-Kr2-84-84	5	1	4	4	0	4	2347.7301	2347.7294	
CO2-Kr2-84-86	5	2	3	4	1	3	2347.7301	2347.7286	
							Blend	2347.7299	0.0001
CO2-Kr2-84-84	5	3	2	4	2	2	2347.7812	2347.7816	
CO2-Kr2-84-86	5	3	2	4	2	2	2347.7812	2347.7802	
							Blend	2347.7813	-0.0001
CO2-Kr2-84-84	4	4	1	3	3	1	2347.8024	2347.8022	
CO2-Kr2-84-86	4	4	0	3	3	0	2347.8024	2347.8012	
CO2-Kr2-84-86	4	4	1	3	3	1	2347.8024	2347.8013	
							Blend	2347.8019	0.0005
CO2-Kr2-84-84	5	4	1	4	3	1	2347.8425	2347.8416	
CO2-Kr2-84-86	5	4	1	4	3	1	2347.8425	2347.8403	
CO2-Kr2-84-86	5	4	2	4	3	2	2347.8425	2347.8410	
							Blend	2347.8412	0.0013
CO2-Kr2-84-84	6	4	3	5	3	3	2347.8828	2347.8827	
CO2-Kr2-84-86	6	4	3	5	3	3	2347.8828	2347.8809	
CO2-Kr2-84-86	7	3	5	6	2	5	2347.8828	2347.8825	
							Blend	2347.8823	0.0005
CO2-Kr2-84-84	5	5	0	4	4	0	2347.8959	2347.8962	
CO2-Kr2-84-86	5	5	0	4	4	0	2347.8959	2347.8951	
CO2-Kr2-84-86	5	5	1	4	4	1	2347.8959	2347.8952	
							Blend	2347.8958	0.0001
CO2-Kr2-84-84	7	4	3	6	3	3	2347.9170	2347.9168	
CO2-Kr2-84-86	7	4	3	6	3	3	2347.9170	2347.9149	
							Blend	2347.9164	0.0006
CO2-Kr2-84-84	6	5	2	5	4	2	2347.9363	2347.9361	
CO2-Kr2-84-84	9	3	6	8	2	6	2347.9363	2347.9369	
CO2-Kr2-84-84	8	3	6	7	2	6	2347.9363	2347.9355	
CO2-Kr2-84-86	6	5	1	5	4	1	2347.9363	2347.9345	
CO2-Kr2-84-86	6	5	2	5	4	2	2347.9363	2347.9346	
							Blend	2347.9359	0.0004
CO2-Kr2-84-84	8	5	4	7	4	4	2348.0156	2348.0157	
CO2-Kr2-84-86	8	5	4	7	4	4	2348.0156	2348.0133	
							Blend	2348.0151	0.0004
CO2-Kr2-84-84	7	6	1	6	5	1	2348.0299	2348.0300	-0.0001
CO2-Kr2-84-86	7	6	2	6	5	2	2348.0299	2348.0283	0.0016
CO2-Kr2-84-86	7	6	1	6	5	1	2348.0299	2348.0283	

							Blend	2348.0293	0.0005
CO2-Kr2-84-84	11	3	8	10	2	8	2348.0436	2348.0443	
CO2-Kr2-84-84	10	3	8	9	2	8	2348.0436	2348.0435	
							Blend	2348.0439	-0.0003
CO2-Kr2-84-84	7	7	0	6	6	0	2348.0837	2348.0840	
CO2-Kr2-84-84	11	2	9	10	1	9	2348.0837	2348.0833	
CO2-Kr2-84-86	7	7	1	6	6	1	2348.0837	2348.0825	
CO2-Kr2-84-86	7	7	0	6	6	0	2348.0837	2348.0825	
							Blend	2348.0834	0.0003

Table A-11. Observed and calculated line positions for CO₂-Kr₂ combination band (in cm⁻¹).

	J'	Ka'	Kc'	J''	Ka''	Kc''	Obs	Calc	O-C
CO2-Kr2-84-84	9	7	3	10	8	2	2380.3686	2380.3677	
CO2-Kr2-84-84	11	6	6	12	7	5	2380.3686	2380.3685	
CO2-Kr2-84-86	9	7	3	10	8	2	2380.3686	2380.3681	
CO2-Kr2-84-86	9	7	2	10	8	3	2380.3686	2380.3681	
							Blend	2380.3680	0.0006
CO2-Kr2-84-84	8	7	1	9	8	2	2380.4088	2380.4084	
CO2-Kr2-84-84	10	6	4	11	7	5	2380.4088	2380.4088	
CO2-Kr2-84-86	8	7	2	9	8	1	2380.4088	2380.4085	
CO2-Kr2-84-86	8	7	1	9	8	2	2380.4088	2380.4085	
							Blend	2380.4086	0.0002
CO2-Kr2-84-84	12	5	7	13	6	8	2380.4220	2380.4220	
CO2-Kr2-84-86	12	5	7	13	6	8	2380.4220	2380.4227	
							Blend	2380.4222	-0.0001
CO2-Kr2-84-84	7	7	1	8	8	0	2380.4495	2380.4492	
CO2-Kr2-84-84	9	6	4	10	7	3	2380.4495	2380.4490	
CO2-Kr2-84-86	7	7	1	8	8	0	2380.4495	2380.4489	
CO2-Kr2-84-86	7	7	0	8	8	1	2380.4495	2380.4489	
							Blend	2380.4491	0.0004
CO2-Kr2-84-84	8	6	2	9	7	3	2380.4899	2380.4896	
CO2-Kr2-84-84	10	5	5	11	6	6	2380.4899	2380.4896	
CO2-Kr2-84-86	8	6	3	9	7	2	2380.4899	2380.4897	
CO2-Kr2-84-86	8	6	2	9	7	3	2380.4899	2380.4897	
							Blend	2380.4896	0.0003
CO2-Kr2-84-84	9	4	6	10	5	5	2380.5961	2380.5955	
CO2-Kr2-84-86	9	4	6	10	5	5	2380.5961	2380.5968	
							Blend	2380.5958	0.0003
CO2-Kr2-84-84	7	5	3	8	6	2	2380.6073	2380.6073	
CO2-Kr2-84-86	7	5	3	8	6	2	2380.6073	2380.6072	
CO2-Kr2-84-86	7	5	2	8	6	3	2380.6073	2380.6073	
							Blend	2380.6073	0.0000
CO2-Kr2-84-86	8	4	5	9	5	4	2380.6387	2380.6392	
CO2-Kr2-82-84	8	4	5	9	5	4	2380.6387	2380.6378	
CO2-Kr2-83-84	8	4	5	9	5	4	2380.6387	2380.6382	
							Blend	2380.6385	0.0002
CO2-Kr2-84-84	9	3	7	10	4	6	2380.6263	2380.6264	-0.0001
CO2-Kr2-84-84	6	5	1	7	6	2	2380.6473	2380.6478	
CO2-Kr2-84-84	8	4	4	9	5	5	2380.6473	2380.6453	
CO2-Kr2-84-86	6	5	2	7	6	1	2380.6473	2380.6473	
CO2-Kr2-84-86	6	5	1	7	6	2	2380.6473	2380.6474	
							Blend	2380.6470	0.0003
CO2-Kr2-84-84	7	4	4	8	5	3	2380.6810	2380.6800	
CO2-Kr2-84-86	7	4	4	8	5	3	2380.6810	2380.6802	
CO2-Kr2-84-86	7	4	3	8	5	4	2380.6810	2380.6823	
							Blend	2380.6805	0.0006
CO2-Kr2-84-84	5	5	1	6	6	0	2380.6883	2380.6884	-0.0001

CO2-Kr2-84-84	7	3	5	8	4	4	2380.7398	2380.7390	
CO2-Kr2-84-84	8	3	5	9	4	6	2380.7398	2380.7404	
CO2-Kr2-84-86	7	3	5	8	4	4	2380.7398	2380.7399	
						Blend		2380.7397	0.0001
CO2-Kr2-84-84	5	3	3	6	4	2	2380.8294	2380.8287	0.0007
CO2-Kr2-84-84	11	1	11	12	0	12	2380.8440	2380.8427	
CO2-Kr2-84-86	11	0	11	12	1	12	2380.8440	2380.8443	
CO2-Kr2-84-86	11	1	11	12	0	12	2380.8440	2380.8443	
						Blend		2380.8433	0.0007
CO2-Kr2-84-84	4	3	1	5	4	2	2380.8707	2380.8712	-0.0005
CO2-Kr2-84-84	10	0	10	11	1	11	2380.8802	2380.8798	
CO2-Kr2-84-86	10	0	10	11	1	11	2380.8802	2380.8810	
CO2-Kr2-84-86	10	1	10	11	0	11	2380.8802	2380.8812	
						Blend		2380.8803	-0.0001
CO2-Kr2-84-84	9	2	8	10	1	9	2380.8900	2380.8894	
CO2-Kr2-84-84	6	2	4	7	3	5	2380.8900	2380.8900	
CO2-Kr2-84-86	9	2	8	10	1	9	2380.8900	2380.8909	
						Blend		2380.8899	0.0001
CO2-Kr2-84-84	9	1	9	10	0	10	2380.9164	2380.9168	
CO2-Kr2-84-84	8	1	7	9	2	8	2380.9164	2380.9155	
CO2-Kr2-84-86	9	0	9	10	1	10	2380.9164	2380.9175	
CO2-Kr2-84-86	9	1	9	10	0	10	2380.9164	2380.9177	
						Blend		2380.9166	-0.0002
CO2-Kr2-84-84	8	5	3	8	6	2	2380.9294	2380.9291	
CO2-Kr2-84-84	9	5	5	9	6	4	2380.9294	2380.9297	
CO2-Kr2-84-84	7	5	3	7	6	2	2380.9294	2380.9282	
CO2-Kr2-84-86	8	2	7	9	1	8	2380.9294	2380.9312	
CO2-Kr2-82-84	8	2	7	9	1	8	2380.9294	2380.9284	
CO2-Kr2-83-84	8	2	7	9	1	8	2380.9294	2380.9291	
CO2-Kr2-84-84	6	5	1	6	6	0	2380.9294	2380.9281	
CO2-Kr2-84-86	10	5	5	10	6	4	2380.9294	2380.9302	
						Blend		2380.9293	0.0001
CO2-Kr2-84-84	4	2	2	5	3	3	2380.9467	2380.9454	
CO2-Kr2-84-86	7	1	6	8	2	7	2380.9467	2380.9465	
						Blend		2380.9457	0.0011
CO2-Kr2-84-84	8	0	8	9	1	9	2380.9532	2380.9529	
CO2-Kr2-84-86	8	0	8	9	1	9	2380.9532	2380.9535	
CO2-Kr2-84-86	8	1	8	9	0	9	2380.9532	2380.9541	
						Blend		2380.9532	0.0000
CO2-Kr2-84-84	6	1	5	7	2	6	2380.9734	2380.9749	
CO2-Kr2-84-84	3	2	2	4	3	1	2380.9734	2380.9727	
CO2-Kr2-84-84	7	2	6	8	1	7	2380.9734	2380.9724	
CO2-Kr2-84-86	6	1	5	7	2	6	2380.9734	2380.9744	
CO2-Kr2-84-86	7	2	6	8	1	7	2380.9734	2380.9737	
						Blend		2380.9735	-0.0001
CO2-Kr2-84-84	7	1	7	8	0	8	2380.9898	2380.9900	
CO2-Kr2-84-86	7	1	7	8	0	8	2380.9898	2380.9903	
						Blend		2380.9901	-0.0003
CO2-Kr2-84-84	7	4	4	7	5	3	2381.0027	2381.0023	
CO2-Kr2-84-84	9	4	6	9	5	5	2381.0027	2381.0025	
CO2-Kr2-84-84	6	4	2	6	5	1	2381.0027	2381.0024	
CO2-Kr2-84-84	3	1	3	4	2	2	2381.0027	2381.0035	
CO2-Kr2-84-84	5	4	2	5	5	1	2381.0027	2381.0016	
CO2-Kr2-82-84	5	1	4	6	2	5	2381.0027	2381.0023	
CO2-Kr2-83-84	5	1	4	6	2	5	2381.0027	2381.0019	
						Blend		2381.0024	0.0003
CO2-Kr2-84-84	2	2	0	3	3	1	2381.0167	2381.0165	0.0001
CO2-Kr2-84-84	6	0	6	7	1	7	2381.0243	2381.0239	0.0004
CO2-Kr2-84-86	6	1	6	7	0	7	2381.0265	2381.0266	-0.0001
CO2-Kr2-84-84	9	1	9	9	2	8	2381.0398	2381.0391	
CO2-Kr2-84-86	10	3	8	10	4	7	2381.0398	2381.0395	
						Blend		2381.0392	0.0006
CO2-Kr2-84-84	5	1	5	6	0	6	2381.0640	2381.0636	

CO2-Kr2-84-84	9	2	8	9	3	7	2381.0640	2381.0630	
							Blend	2381.0634	0.0006
CO2-Kr2-84-84	6	3	3	6	4	2	2381.0800	2381.0792	
CO2-Kr2-84-84	8	0	8	8	1	7	2381.0800	2381.0791	
							Blend	2381.0791	0.0008
CO2-Kr2-84-84	4	0	4	5	1	5	2381.0897	2381.0906	-0.0009
CO2-Kr2-84-84	7	2	6	7	3	5	2381.1006	2381.1015	
CO2-Kr2-84-84	8	3	5	8	4	4	2381.1006	2381.1001	
CO2-Kr2-84-86	4	1	4	5	0	5	2381.1006	2381.1011	
CO2-Kr2-83-84	4	1	4	5	0	5	2381.1006	2381.1017	
							Blend	2381.1010	-0.0005
CO2-Kr2-84-84	10	3	7	10	4	6	2381.1220	2381.1221	
CO2-Kr2-83-84	3	0	3	4	1	4	2381.1220	2381.1223	
							Blend	2381.1221	-0.0001
CO2-Kr2-84-84	3	1	3	4	0	4	2381.1418	2381.1410	
CO2-Kr2-84-84	8	1	7	8	2	6	2381.1418	2381.1426	
CO2-Kr2-84-84	5	1	5	5	2	4	2381.1418	2381.1423	
							Blend	2381.1418	0.0000
CO2-Kr2-84-84	6	1	5	6	2	4	2381.1927	2381.1926	0.0002
CO2-Kr2-84-84	4	1	3	4	2	2	2381.2085	2381.2096	
CO2-Kr2-84-84	4	0	4	4	1	3	2381.2085	2381.2078	
							Blend	2381.2088	-0.0003
CO2-Kr2-84-84	0	0	0	1	1	1	2381.2170	2381.2167	0.0004
CO2-Kr2-84-84	1	1	1	2	0	2	2381.2263	2381.2246	
CO2-Kr2-84-86	3	0	3	3	1	2	2381.2263	2381.2266	
							Blend	2381.2256	0.0007
CO2-Kr2-84-84	2	0	2	2	1	1	2381.2420	2381.2421	-0.0001
CO2-Kr2-84-84	2	1	1	2	0	2	2381.3166	2381.3163	0.0002
CO2-Kr2-84-84	4	2	2	4	1	3	2381.3404	2381.3403	
CO2-Kr2-84-84	1	1	1	0	0	0	2381.3404	2381.3424	
CO2-Kr2-84-86	5	2	3	5	1	4	2381.3404	2381.3414	
							Blend	2381.3410	-0.0006
CO2-Kr2-84-84	6	2	4	6	1	5	2381.3538	2381.3536	0.0002
CO2-Kr2-84-84	8	3	5	8	2	6	2381.3672	2381.3667	
CO2-Kr2-84-86	7	2	5	7	1	6	2381.3672	2381.3669	
							Blend	2381.3668	0.0004
CO2-Kr2-84-84	6	3	3	6	2	4	2381.3721	2381.3720	
CO2-Kr2-84-84	3	2	2	3	1	3	2381.3721	2381.3735	
							Blend	2381.3725	-0.0004
CO2-Kr2-84-84	10	3	7	10	2	8	2381.3893	2381.3885	
CO2-Kr2-84-84	4	3	1	4	2	2	2381.3893	2381.3888	
CO2-Kr2-84-84	10	4	6	10	3	7	2381.3893	2381.3896	
CO2-Kr2-84-84	12	4	8	12	3	9	2381.3893	2381.3906	
CO2-Kr2-84-86	8	2	6	8	1	7	2381.3893	2381.3894	
CO2-Kr2-84-86	10	4	6	10	3	7	2381.3893	2381.3886	
							Blend	2381.3892	0.0001
CO2-Kr2-84-84	3	1	3	2	0	2	2381.4053	2381.4052	
CO2-Kr2-84-84	5	3	3	5	2	4	2381.4053	2381.4064	
							Blend	2381.4057	-0.0004
CO2-Kr2-84-84	7	3	5	7	2	6	2381.4229	2381.4235	
CO2-Kr2-84-84	14	4	10	14	3	11	2381.4229	2381.4228	
							Blend	2381.4234	-0.0005
CO2-Kr2-84-84	6	4	2	6	3	3	2381.4276	2381.4290	-0.0015
CO2-Kr2-84-84	7	4	4	7	3	5	2381.4369	2381.4378	
CO2-Kr2-84-84	2	2	0	1	1	1	2381.4369	2381.4382	
CO2-Kr2-84-84	5	4	2	5	3	3	2381.4369	2381.4372	
CO2-Kr2-84-84	12	3	9	12	2	10	2381.4369	2381.4372	
CO2-Kr2-84-84	4	4	0	4	3	1	2381.4369	2381.4372	
CO2-Kr2-82-84	4	1	4	3	0	3	2381.4369	2381.4367	
CO2-Kr2-84-86	8	4	5	8	3	6	2381.4369	2381.4387	
							Blend	2381.4376	-0.0007
CO2-Kr2-84-84	6	0	6	5	1	5	2381.4843	2381.4838	
CO2-Kr2-84-86	6	1	6	5	0	5	2381.4843	2381.4860	

							Blend	2381.4843	0.0000
CO2-Kr2-84-84	7	1	7	6	0	6	2381.5192	2381.5192	
CO2-Kr2-84-84	3	3	1	2	2	0	2381.5192	2381.5176	
CO2-Kr2-84-84	5	2	4	4	1	3	2381.5192	2381.5191	
							Blend	2381.5187	0.0005
CO2-Kr2-84-84	8	0	8	7	1	7	2381.5477	2381.5475	0.0003
CO2-Kr2-84-84	8	1	7	7	2	6	2381.5601	2381.5605	
CO2-Kr2-84-84	4	3	1	3	2	2	2381.5601	2381.5606	
CO2-Kr2-84-86	7	2	6	6	1	5	2381.5601	2381.5613	
							Blend	2381.5606	-0.0005
CO2-Kr2-84-84	9	1	9	8	0	8	2381.5791	2381.5787	0.0004
CO2-Kr2-84-84	11	1	11	10	0	10	2381.6379	2381.6379	
CO2-Kr2-84-84	5	4	2	4	3	1	2381.6379	2381.6371	
							Blend	2381.6375	0.0003
CO2-Kr2-84-84	6	3	3	5	2	4	2381.6569	2381.6568	
CO2-Kr2-84-86	11	2	10	10	1	9	2381.6569	2381.6587	
CO2-Kr2-84-86	8	3	6	7	2	5	2381.6569	2381.6581	
							Blend	2381.6575	-0.0006
CO2-Kr2-84-84	6	4	2	5	3	3	2381.6783	2381.6784	
CO2-Kr2-84-84	9	3	7	8	2	6	2381.6783	2381.6797	
CO2-Kr2-82-84	5	5	1	4	4	0	2381.6783	2381.6773	
CO2-Kr2-82-84	5	5	0	4	4	1	2381.6783	2381.6773	
							Blend	2381.6785	-0.0002
CO2-Kr2-84-84	12	1	11	11	2	10	2381.6894	2381.6894	
CO2-Kr2-84-86	13	0	13	12	1	12	2381.6894	2381.6901	
CO2-Kr2-84-86	13	1	13	12	0	12	2381.6894	2381.6902	
							Blend	2381.6897	-0.0003
CO2-Kr2-84-84	13	1	13	12	0	12	2381.6961	2381.6960	0.0000
CO2-Kr2-84-84	6	5	1	5	4	2	2381.7127	2381.7134	
CO2-Kr2-84-84	11	3	9	10	2	8	2381.7127	2381.7134	
							Blend	2381.7134	-0.0006
CO2-Kr2-84-84	6	6	0	5	5	1	2381.7455	2381.7457	
CO2-Kr2-84-84	14	1	13	13	2	12	2381.7455	2381.7464	
							Blend	2381.7459	-0.0004
CO2-Kr2-84-84	8	4	4	7	3	5	2381.7666	2381.7663	
CO2-Kr2-84-84	9	4	6	8	3	5	2381.7666	2381.7669	
CO2-Kr2-84-84	14	2	12	13	3	11	2381.7666	2381.7680	
CO2-Kr2-84-84	14	3	11	13	4	10	2381.7666	2381.7674	
							Blend	2381.7669	-0.0003
CO2-Kr2-84-84	7	6	2	6	5	1	2381.7843	2381.7849	-0.0005
CO2-Kr2-84-84	5	4	2	6	5	1	2380.7616	2380.7612	
CO2-Kr2-84-86	5	4	2	6	5	1	2380.7616	2380.7605	
CO2-Kr2-84-86	5	4	1	6	5	2	2380.7616	2380.7606	
							Blend	2380.7610	0.0006
CO2-Kr2-84-84	13	1	13	14	0	14	2380.7683	2380.7674	
CO2-Kr2-84-86	13	0	13	14	1	14	2380.7683	2380.7697	
CO2-Kr2-84-86	13	1	13	14	0	14	2380.7683	2380.7697	
							Blend	2380.7683	0.0000
CO2-Kr2-84-86	6	3	4	7	4	3	2380.7854	2380.7857	
CO2-Kr2-82-84	6	3	4	7	4	3	2380.7854	2380.7853	
CO2-Kr2-83-84	6	3	4	7	4	3	2380.7854	2380.7854	
							Blend	2380.7855	-0.0001
CO2-Kr2-84-84	6	3	3	7	4	4	2380.7982	2380.7975	
CO2-Kr2-84-84	10	2	8	11	3	9	2380.7982	2380.7966	
CO2-Kr2-84-86	6	3	3	7	4	4	2380.7982	2380.7970	
							Blend	2380.7971	0.0011
CO2-Kr2-84-84	11	2	10	12	1	11	2380.8109	2380.8115	
CO2-Kr2-84-86	11	1	10	12	2	11	2380.8109	2380.8116	
							Blend	2380.8115	-0.0007
CO2-Kr2-84-86	5	0	5	6	1	6	2381.0583	2381.0575	
CO2-Kr2-82-84	5	0	5	6	1	6	2381.0583	2381.0583	
CO2-Kr2-83-84	5	0	5	6	1	6	2381.0583	2381.0582	
CO2-Kr2-84-84	12	4	8	12	5	7	2381.0583	2381.0593	

CO2-Kr2-84-86	8	3	6	8	4	5	2381.0583	2381.0591	
CO2-Kr2-82-84	3	1	2	4	2	3	2381.0583	2381.0572	
CO2-Kr2-83-84	3	1	2	4	2	3	2381.0583	2381.0566	
							Blend	2381.0581	0.0002
CO2-Kr2-84-84	12	3	9	12	4	8	2381.1173	2381.1170	
CO2-Kr2-84-86	1	1	0	2	2	1	2381.1173	2381.1182	
CO2-Kr2-84-86	6	1	6	6	2	5	2381.1173	2381.1190	
CO2-Kr2-84-86	10	3	7	10	4	6	2381.1173	2381.1184	
CO2-Kr2-82-84	6	2	5	6	3	4	2381.1173	2381.1170	
CO2-Kr2-83-84	6	2	5	6	3	4	2381.1173	2381.1159	
CO2-Kr2-84-86	4	2	3	5	1	4	2381.1173	2381.1172	
CO2-Kr2-82-84	9	3	6	9	4	5	2381.1173	2381.1167	
CO2-Kr2-84-86	12	3	9	12	4	8	2381.1173	2381.1156	
CO2-Kr2-82-84	4	2	3	5	1	4	2381.1173	2381.1161	
							Blend	2381.1173	0.0000
CO2-Kr2-84-84	6	2	4	6	3	3	2381.1628	2381.1622	
CO2-Kr2-84-86	7	2	5	7	3	4	2381.1628	2381.1644	
CO2-Kr2-84-86	8	2	6	8	3	5	2381.1628	2381.1637	
							Blend	2381.1629	-0.0001
CO2-Kr2-84-84	8	2	6	8	3	5	2381.1666	2381.1660	
CO2-Kr2-84-84	3	2	2	4	1	3	2381.1666	2381.1677	
							Blend	2381.1664	0.0003
CO2-Kr2-84-84	4	1	3	4	0	4	2381.3464	2381.3471	
CO2-Kr2-84-84	2	2	0	2	1	1	2381.3464	2381.3464	
CO2-Kr2-82-84	5	2	3	5	1	4	2381.3464	2381.3461	
CO2-Kr2-83-84	5	2	3	5	1	4	2381.3464	2381.3450	
							Blend	2381.3465	-0.0001
CO2-Kr2-84-84	8	4	4	8	3	5	2381.4091	2381.4097	
CO2-Kr2-84-86	4	0	4	3	1	3	2381.4091	2381.4098	
CO2-Kr2-84-86	6	3	4	6	2	5	2381.4091	2381.4112	
CO2-Kr2-84-86	8	4	4	8	3	5	2381.4091	2381.4091	
CO2-Kr2-82-84	3	1	3	2	0	2	2381.4091	2381.4082	
							Blend	2381.4097	-0.0006
CO2-Kr2-84-86	9	0	9	8	1	8	2381.5732	2381.5732	
CO2-Kr2-84-86	9	1	9	8	0	8	2381.5732	2381.5739	
							Blend	2381.5735	-0.0004
CO2-Kr2-84-84	7	5	3	6	4	2	2381.7523	2381.7522	
CO2-Kr2-84-84	15	1	15	14	0	14	2381.7523	2381.7529	
CO2-Kr2-84-84	13	3	11	12	2	10	2381.7523	2381.7534	
							Blend	2381.7526	-0.0003
CO2-Kr2-84-84	8	5	3	9	6	4	2380.5668	2380.5672	
CO2-Kr2-84-86	8	5	4	9	6	3	2380.5668	2380.5672	
CO2-Kr2-84-86	8	5	3	9	6	4	2380.5668	2380.5676	
							Blend	2380.5673	-0.0005
CO2-Kr2-84-84	6	6	0	7	7	1	2380.5709	2380.5709	
CO2-Kr2-84-86	6	6	1	7	7	0	2380.5709	2380.5703	
CO2-Kr2-84-86	6	6	0	7	7	1	2380.5709	2380.5703	
							Blend	2380.5706	0.0003
CO2-Kr2-82-84	6	1	6	5	0	5	2381.4945	2381.4939	
CO2-Kr2-84-84	10	6	4	10	5	5	2381.4945	2381.4951	
CO2-Kr2-84-84	11	6	6	11	5	7	2381.4945	2381.4944	
CO2-Kr2-84-84	13	4	10	13	3	11	2381.4945	2381.4945	
CO2-Kr2-82-84	4	2	3	3	1	2	2381.4945	2381.4963	
CO2-Kr2-83-84	4	2	3	3	1	2	2381.4945	2381.4946	
CO2-Kr2-84-84	14	3	11	14	2	12	2381.4945	2381.4950	
CO2-Kr2-84-86	10	6	4	10	5	5	2381.4945	2381.4945	
CO2-Kr2-84-86	10	6	5	10	5	6	2381.4945	2381.4963	
							Blend	2381.4948	-0.0003
CO2-Kr2-84-84	4	4	0	3	3	1	2381.5975	2381.5982	-0.0007

Table A-12. Observed and calculated line positions for CO₂-Xe₂ fundamental band (in cm⁻¹).

	J'	Ka'	Kc'	J''	Ka''	Kc''	Obs	Calc	O-C

CO2-Xe2-132-132	7	7	0	8	8	0	2345.7034	2345.7034	
CO2-Xe2-129-132	7	7	0	8	8	0	2345.7034	2345.7023	
CO2-Xe2-129-132	7	7	1	8	8	1	2345.7034	2345.7023	
CO2-Xe2-129-129	7	7	0	8	8	0	2345.7034	2345.7013	
CO2-Xe2-131-132	7	7	0	8	8	0	2345.7034	2345.7030	
CO2-Xe2-131-132	7	7	1	8	8	1	2345.7034	2345.7030	
CO2-Xe2-129-131	7	7	0	8	8	0	2345.7034	2345.7020	
CO2-Xe2-129-131	7	7	1	8	8	1	2345.7034	2345.7020	
CO2-Xe2-131-131	7	7	1	8	8	1	2345.7034	2345.7041	
CO2-Xe2-132-134	7	7	0	8	8	0	2345.7034	2345.7040	
							Blend	2345.7026	0.0009
CO2-Xe2-132-132	9	6	3	10	7	3	2345.7169	2345.7177	
CO2-Xe2-129-132	9	6	3	10	7	3	2345.7169	2345.7161	
CO2-Xe2-129-132	9	6	4	10	7	4	2345.7169	2345.7161	
CO2-Xe2-131-132	9	6	3	10	7	3	2345.7169	2345.7172	
CO2-Xe2-131-132	9	6	4	10	7	4	2345.7169	2345.7172	
CO2-Xe2-129-131	9	6	3	10	7	3	2345.7169	2345.7155	
CO2-Xe2-129-131	9	6	4	10	7	4	2345.7169	2345.7155	
CO2-Xe2-129-129	14	4	11	15	5	11	2345.7169	2345.7180	
CO2-Xe2-132-132	16	3	14	17	4	14	2345.7169	2345.7161	
CO2-Xe2-131-131	9	6	4	10	7	4	2345.7169	2345.7179	
							Blend	2345.7166	0.0002
CO2-Xe2-132-132	6	6	1	7	7	1	2345.7863	2345.7863	
CO2-Xe2-129-132	6	6	0	7	7	0	2345.7863	2345.7854	
CO2-Xe2-129-132	6	6	1	7	7	1	2345.7863	2345.7854	
CO2-Xe2-129-129	6	6	1	7	7	1	2345.7863	2345.7845	
CO2-Xe2-131-132	6	6	0	7	7	0	2345.7863	2345.7860	
CO2-Xe2-131-132	6	6	1	7	7	1	2345.7863	2345.7860	
CO2-Xe2-129-131	6	6	0	7	7	0	2345.7863	2345.7851	
CO2-Xe2-129-131	6	6	1	7	7	1	2345.7863	2345.7851	
CO2-Xe2-129-129	15	3	12	16	4	12	2345.7863	2345.7875	
CO2-Xe2-129-132	14	2	13	15	3	13	2345.7863	2345.7865	
							Blend	2345.7856	0.0007
CO2-Xe2-132-132	8	5	4	9	6	4	2345.7994	2345.8006	
CO2-Xe2-129-132	8	5	3	9	6	3	2345.7994	2345.7991	
CO2-Xe2-129-132	8	5	4	9	6	4	2345.7994	2345.7991	
CO2-Xe2-131-132	8	5	3	9	6	3	2345.7994	2345.8001	
CO2-Xe2-131-132	8	5	4	9	6	4	2345.7994	2345.8001	
CO2-Xe2-129-131	8	5	3	9	6	3	2345.7994	2345.7986	
CO2-Xe2-129-131	8	5	4	9	6	4	2345.7994	2345.7986	
CO2-Xe2-131-131	8	5	3	9	6	3	2345.7994	2345.8007	
CO2-Xe2-129-134	8	5	3	9	6	3	2345.7994	2345.8000	
CO2-Xe2-129-134	8	5	4	9	6	4	2345.7994	2345.8000	
							Blend	2345.7996	-0.0002
CO2-Xe2-129-132	6	5	1	7	6	1	2345.8438	2345.8452	
CO2-Xe2-129-132	6	5	2	7	6	2	2345.8438	2345.8452	
CO2-Xe2-129-129	6	5	2	7	6	2	2345.8438	2345.8442	
CO2-Xe2-131-132	6	5	1	7	6	1	2345.8438	2345.8459	
CO2-Xe2-131-132	6	5	2	7	6	2	2345.8438	2345.8459	
CO2-Xe2-129-131	6	5	1	7	6	1	2345.8438	2345.8449	
CO2-Xe2-129-131	6	5	2	7	6	2	2345.8438	2345.8449	
CO2-Xe2-129-131	11	3	9	12	4	9	2345.8438	2345.8454	
							Blend	2345.8452	-0.0014
CO2-Xe2-132-132	13	2	11	14	3	11	2345.8884	2345.8875	
CO2-Xe2-129-132	11	1	11	12	2	11	2345.8884	2345.8883	
CO2-Xe2-129-131	11	1	11	12	2	11	2345.8884	2345.8870	

CO2-Xe2-132-134	13	2	11	14	3	11	2345.8884	2345.8898	
CO2-Xe2-132-134	11	2	10	12	3	10	2345.8884	2345.8885	
CO2-Xe2-131-134	13	2	11	14	3	11	2345.8884	2345.8887	
CO2-Xe2-131-134	11	2	10	12	3	10	2345.8884	2345.8874	
							Blend	2345.8880	0.0004
CO2-Xe2-132-132	6	4	3	7	5	3	2345.9053	2345.9062	
CO2-Xe2-129-132	6	4	2	7	5	2	2345.9053	2345.9051	
CO2-Xe2-129-132	6	4	3	7	5	3	2345.9053	2345.9051	
CO2-Xe2-131-132	6	4	2	7	5	2	2345.9053	2345.9059	
CO2-Xe2-131-132	6	4	3	7	5	3	2345.9053	2345.9059	
CO2-Xe2-129-131	6	4	2	7	5	2	2345.9053	2345.9047	
CO2-Xe2-129-131	6	4	3	7	5	3	2345.9053	2345.9047	
CO2-Xe2-129-131	12	1	11	13	2	11	2345.9053	2345.9072	
CO2-Xe2-129-132	11	0	11	12	1	11	2345.9053	2345.9056	
							Blend	2345.9055	-0.0002
CO2-Xe2-132-132	5	4	1	6	5	1	2345.9279	2345.9291	
CO2-Xe2-129-132	5	4	1	6	5	1	2345.9279	2345.9282	
CO2-Xe2-129-132	5	4	2	6	5	2	2345.9279	2345.9282	
CO2-Xe2-129-129	5	4	1	6	5	1	2345.9279	2345.9273	
CO2-Xe2-131-132	5	4	1	6	5	1	2345.9279	2345.9288	
CO2-Xe2-131-132	5	4	2	6	5	2	2345.9279	2345.9288	
CO2-Xe2-129-131	5	4	1	6	5	1	2345.9279	2345.9279	
CO2-Xe2-129-131	5	4	2	6	5	2	2345.9279	2345.9279	
CO2-Xe2-129-129	11	2	9	12	3	9	2345.9279	2345.9294	
CO2-Xe2-132-132	10	1	10	11	2	10	2345.9279	2345.9277	
							Blend	2345.9283	-0.0005
CO2-Xe2-132-132	11	1	10	12	2	10	2345.9486	2345.9500	
CO2-Xe2-131-132	11	1	10	12	2	10	2345.9486	2345.9486	
CO2-Xe2-129-132	10	0	10	11	1	10	2345.9486	2345.9467	
CO2-Xe2-131-132	10	0	10	11	1	10	2345.9486	2345.9496	
CO2-Xe2-129-134	11	1	10	12	2	10	2345.9486	2345.9485	
CO2-Xe2-132-136	9	2	8	10	3	8	2345.9486	2345.9471	
CO2-Xe2-132-132	11	6	5	11	7	5	2345.9486	2345.9477	
CO2-Xe2-132-132	10	6	5	10	7	3	2345.9486	2345.9474	
CO2-Xe2-129-132	11	6	5	11	7	5	2345.9486	2345.9485	
							Blend	2345.9485	0.0001
CO2-Xe2-132-132	4	4	1	5	5	1	2345.9513	2345.9520	
CO2-Xe2-129-132	4	4	0	5	5	0	2345.9513	2345.9513	
CO2-Xe2-129-132	4	4	1	5	5	1	2345.9513	2345.9513	
CO2-Xe2-129-129	4	4	1	5	5	1	2345.9513	2345.9506	
CO2-Xe2-131-132	4	4	0	5	5	0	2345.9513	2345.9518	
CO2-Xe2-131-132	4	4	1	5	5	1	2345.9513	2345.9518	
CO2-Xe2-129-131	4	4	0	5	5	0	2345.9513	2345.9511	
CO2-Xe2-129-131	4	4	1	5	5	1	2345.9513	2345.9511	
CO2-Xe2-129-131	10	2	8	11	3	8	2345.9513	2345.9523	
							Blend	2345.9514	-0.0002
CO2-Xe2-129-129	9	1	8	10	2	8	2346.0076	2346.0088	
CO2-Xe2-132-132	10	5	6	10	6	4	2346.0076	2346.0078	
CO2-Xe2-129-132	10	5	5	10	6	5	2346.0076	2346.0085	
CO2-Xe2-129-132	10	5	6	10	6	4	2346.0076	2346.0085	
CO2-Xe2-132-132	9	5	4	9	6	4	2346.0076	2346.0074	
CO2-Xe2-132-132	11	5	6	11	6	6	2346.0076	2346.0083	
CO2-Xe2-129-132	9	5	4	9	6	4	2346.0076	2346.0081	
CO2-Xe2-129-132	9	5	5	9	6	3	2346.0076	2346.0081	
							Blend	2346.0083	-0.0007
CO2-Xe2-132-132	4	3	2	5	4	2	2346.0109	2346.0118	
CO2-Xe2-129-132	4	3	1	5	4	1	2346.0109	2346.0111	
CO2-Xe2-129-132	4	3	2	5	4	2	2346.0109	2346.0111	
CO2-Xe2-129-129	4	3	2	5	4	2	2346.0109	2346.0103	
CO2-Xe2-129-132	9	1	8	10	2	8	2346.0109	2346.0119	
CO2-Xe2-132-132	7	2	5	8	3	5	2346.0109	2346.0120	
CO2-Xe2-129-132	7	2	5	8	3	5	2346.0109	2346.0106	
CO2-Xe2-131-132	4	3	1	5	4	1	2346.0109	2346.0116	

CO2-Xe2-131-132	4	3	2	5	4	2	2346.0109	2346.0116	
CO2-Xe2-129-131	4	3	1	5	4	1	2346.0109	2346.0108	
							Blend	2346.0113	-0.0004
CO2-Xe2-132-132	3	3	0	4	4	0	2346.0347	2346.0348	
CO2-Xe2-129-132	3	3	0	4	4	0	2346.0347	2346.0342	
CO2-Xe2-129-132	3	3	1	4	4	1	2346.0347	2346.0342	
CO2-Xe2-129-129	3	3	0	4	4	0	2346.0347	2346.0337	
CO2-Xe2-131-132	3	3	0	4	4	0	2346.0347	2346.0346	
CO2-Xe2-131-132	3	3	1	4	4	1	2346.0347	2346.0346	
CO2-Xe2-129-131	3	3	0	4	4	0	2346.0347	2346.0340	
CO2-Xe2-129-131	3	3	1	4	4	1	2346.0347	2346.0340	
CO2-Xe2-131-131	3	3	1	4	4	1	2346.0347	2346.0351	
CO2-Xe2-132-134	3	3	0	4	4	0	2346.0347	2346.0351	
							Blend	2346.0343	0.0003
CO2-Xe2-129-132	5	2	4	6	3	4	2346.0460	2346.0457	
CO2-Xe2-131-132	5	2	4	6	3	4	2346.0460	2346.0465	
CO2-Xe2-129-131	5	2	4	6	3	4	2346.0460	2346.0453	
CO2-Xe2-132-134	8	1	7	9	2	7	2346.0460	2346.0452	
CO2-Xe2-131-131	5	2	4	6	3	4	2346.0460	2346.0466	
CO2-Xe2-132-136	8	1	7	9	2	7	2346.0460	2346.0467	
CO2-Xe2-129-134	5	2	4	6	3	4	2346.0460	2346.0465	
CO2-Xe2-131-136	8	1	7	9	2	7	2346.0460	2346.0459	
CO2-Xe2-131-134	5	2	4	6	3	4	2346.0460	2346.0473	
							Blend	2346.0460	-0.0001
CO2-Xe2-132-132	5	2	3	6	3	3	2346.0506	2346.0517	
CO2-Xe2-129-132	5	2	3	6	3	3	2346.0506	2346.0507	
CO2-Xe2-129-129	5	2	3	6	3	3	2346.0506	2346.0496	
CO2-Xe2-131-132	5	2	3	6	3	3	2346.0506	2346.0514	
CO2-Xe2-129-131	5	2	3	6	3	3	2346.0506	2346.0503	
CO2-Xe2-132-134	5	2	3	6	3	3	2346.0506	2346.0524	
CO2-Xe2-129-134	5	2	3	6	3	3	2346.0506	2346.0513	
CO2-Xe2-131-134	5	2	3	6	3	3	2346.0506	2346.0520	
							Blend	2346.0509	-0.0004
CO2-Xe2-132-132	7	1	6	8	2	6	2346.0687	2346.0701	
CO2-Xe2-129-132	7	1	6	8	2	6	2346.0687	2346.0680	
CO2-Xe2-129-129	4	2	3	5	3	3	2346.0687	2346.0689	
CO2-Xe2-131-132	7	1	6	8	2	6	2346.0687	2346.0694	
CO2-Xe2-129-131	7	1	6	8	2	6	2346.0687	2346.0674	
CO2-Xe2-132-132	7	0	7	8	1	7	2346.0687	2346.0692	
CO2-Xe2-129-131	4	2	3	5	3	3	2346.0687	2346.0695	
CO2-Xe2-131-132	7	0	7	8	1	7	2346.0687	2346.0683	
CO2-Xe2-132-132	9	4	5	9	5	5	2346.0687	2346.0681	
CO2-Xe2-129-132	9	4	5	9	5	5	2346.0687	2346.0687	
							Blend	2346.0688	-0.0001
CO2-Xe2-129-132	6	1	5	7	2	5	2346.0941	2346.0929	
CO2-Xe2-132-132	3	2	1	4	3	1	2346.0941	2346.0950	
CO2-Xe2-129-132	3	2	1	4	3	1	2346.0941	2346.0943	
CO2-Xe2-129-132	3	2	2	4	3	2	2346.0941	2346.0936	
CO2-Xe2-129-129	3	2	1	4	3	1	2346.0941	2346.0937	
CO2-Xe2-131-132	6	1	5	7	2	5	2346.0941	2346.0940	
CO2-Xe2-131-132	3	2	1	4	3	1	2346.0941	2346.0948	
CO2-Xe2-131-132	3	2	2	4	3	2	2346.0941	2346.0940	
CO2-Xe2-129-131	3	2	1	4	3	1	2346.0941	2346.0941	
CO2-Xe2-129-131	3	2	2	4	3	2	2346.0941	2346.0933	
							Blend	2346.0939	0.0002
CO2-Xe2-132-132	5	1	4	6	2	4	2346.1171	2346.1173	
CO2-Xe2-129-132	5	1	4	6	2	4	2346.1171	2346.1161	
CO2-Xe2-132-132	2	2	1	3	3	1	2346.1171	2346.1174	
CO2-Xe2-129-132	2	2	0	3	3	0	2346.1171	2346.1171	
CO2-Xe2-129-132	2	2	1	3	3	1	2346.1171	2346.1170	
CO2-Xe2-129-129	2	2	1	3	3	1	2346.1171	2346.1165	
CO2-Xe2-131-132	5	1	4	6	2	4	2346.1171	2346.1169	
CO2-Xe2-131-132	2	2	0	3	3	0	2346.1171	2346.1174	

CO2-Xe2-131-132	2	2	1	3	3	1	2346.1171	2346.1172	
							Blend	2346.1170	0.0002
CO2-Xe2-132-132	8	3	6	8	4	4	2346.1271	2346.1271	
CO2-Xe2-129-132	8	3	6	8	4	4	2346.1271	2346.1275	
CO2-Xe2-129-129	8	3	6	8	4	4	2346.1271	2346.1279	
CO2-Xe2-129-132	9	3	7	9	4	5	2346.1271	2346.1273	
CO2-Xe2-132-132	7	3	4	7	4	4	2346.1271	2346.1283	
CO2-Xe2-129-132	7	3	5	7	4	3	2346.1271	2346.1274	
CO2-Xe2-132-132	10	3	8	10	4	6	2346.1271	2346.1263	
CO2-Xe2-129-132	10	3	8	10	4	6	2346.1271	2346.1266	
CO2-Xe2-129-129	10	3	8	10	4	6	2346.1271	2346.1269	
CO2-Xe2-132-132	6	3	4	6	4	2	2346.1271	2346.1268	
							Blend	2346.1272	-0.0002
CO2-Xe2-132-132	3	1	2	4	2	2	2346.1589	2346.1597	
CO2-Xe2-129-132	3	1	2	4	2	2	2346.1589	2346.1589	
CO2-Xe2-129-129	3	1	2	4	2	2	2346.1589	2346.1582	
CO2-Xe2-131-132	3	1	2	4	2	2	2346.1589	2346.1594	
CO2-Xe2-129-131	3	1	2	4	2	2	2346.1589	2346.1587	
CO2-Xe2-132-132	10	2	9	10	3	7	2346.1589	2346.1593	
CO2-Xe2-129-132	10	2	9	10	3	7	2346.1589	2346.1584	
CO2-Xe2-132-132	13	3	10	13	4	10	2346.1589	2346.1588	
CO2-Xe2-131-132	10	2	9	10	3	7	2346.1589	2346.1590	
							Blend	2346.1589	-0.0001
CO2-Xe2-129-132	8	1	7	8	2	7	2346.2873	2346.2871	
CO2-Xe2-131-132	8	1	7	8	2	7	2346.2873	2346.2866	
CO2-Xe2-129-131	8	1	7	8	2	7	2346.2873	2346.2874	
CO2-Xe2-129-129	15	2	13	15	3	13	2346.2873	2346.2860	
CO2-Xe2-131-131	8	1	7	8	2	7	2346.2873	2346.2871	
CO2-Xe2-132-134	8	1	7	8	2	7	2346.2873	2346.2858	
CO2-Xe2-129-134	8	1	7	8	2	7	2346.2873	2346.2866	
CO2-Xe2-131-134	8	1	7	8	2	7	2346.2873	2346.2861	
CO2-Xe2-131-136	8	1	7	8	2	7	2346.2873	2346.2856	
							Blend	2346.2867	0.0006
CO2-Xe2-132-132	9	1	8	9	2	8	2346.2941	2346.2945	
CO2-Xe2-129-132	9	1	8	9	2	8	2346.2941	2346.2953	
CO2-Xe2-131-132	9	1	8	9	2	8	2346.2941	2346.2948	
CO2-Xe2-129-131	9	1	8	9	2	8	2346.2941	2346.2956	
CO2-Xe2-132-134	9	1	8	9	2	8	2346.2941	2346.2939	
CO2-Xe2-129-134	9	1	8	9	2	8	2346.2941	2346.2948	
CO2-Xe2-129-132	16	2	14	16	3	14	2346.2941	2346.2949	
CO2-Xe2-132-136	9	1	8	9	2	8	2346.2941	2346.2934	
CO2-Xe2-131-134	9	1	8	9	2	8	2346.2941	2346.2942	
							Blend	2346.2948	-0.0006
CO2-Xe2-129-132	4	0	4	4	1	4	2346.3164	2346.3164	
CO2-Xe2-131-132	4	0	4	4	1	4	2346.3164	2346.3163	
CO2-Xe2-129-131	4	0	4	4	1	4	2346.3164	2346.3165	
CO2-Xe2-129-132	12	1	11	12	2	11	2346.3164	2346.3167	
CO2-Xe2-131-132	12	1	11	12	2	11	2346.3164	2346.3162	
CO2-Xe2-129-131	12	1	11	12	2	11	2346.3164	2346.3170	
CO2-Xe2-131-131	4	0	4	4	1	4	2346.3164	2346.3164	
CO2-Xe2-132-134	4	0	4	4	1	4	2346.3164	2346.3161	
CO2-Xe2-129-134	4	0	4	4	1	4	2346.3164	2346.3163	
CO2-Xe2-132-136	4	0	4	4	1	4	2346.3164	2346.3159	
							Blend	2346.3164	0.0000
CO2-Xe2-132-134	7	0	7	7	1	7	2346.3273	2346.3268	
CO2-Xe2-132-132	7	0	7	7	1	7	2346.3273	2346.3269	
CO2-Xe2-129-132	7	0	7	7	1	7	2346.3273	2346.3272	
CO2-Xe2-129-129	7	0	7	7	1	7	2346.3273	2346.3274	
CO2-Xe2-131-132	7	0	7	7	1	7	2346.3273	2346.3270	
CO2-Xe2-129-131	7	0	7	7	1	7	2346.3273	2346.3272	
CO2-Xe2-132-132	15	1	14	15	2	14	2346.3273	2346.3284	
CO2-Xe2-129-134	7	0	7	7	1	7	2346.3273	2346.3270	
							Blend	2346.3272	0.0001

CO2-Xe2-129-132	11	1	11	11	0	11	2346.3356	2346.3370	
CO2-Xe2-129-132	12	1	12	12	0	12	2346.3356	2346.3363	
CO2-Xe2-129-132	12	0	12	12	1	12	2346.3356	2346.3342	
CO2-Xe2-129-129	12	1	12	12	0	12	2346.3356	2346.3363	
CO2-Xe2-132-132	13	0	13	13	1	13	2346.3356	2346.3345	
CO2-Xe2-129-132	13	1	13	13	0	13	2346.3356	2346.3359	
CO2-Xe2-129-132	13	0	13	13	1	13	2346.3356	2346.3346	
CO2-Xe2-129-129	13	0	13	13	1	13	2346.3356	2346.3346	
CO2-Xe2-131-132	11	1	11	11	0	11	2346.3356	2346.3371	
CO2-Xe2-132-132	12	1	12	12	0	12	2346.3356	2346.3364	
						Blend		2346.3357	-0.0001
CO2-Xe2-132-132	6	1	6	6	0	6	2346.3468	2346.3471	
CO2-Xe2-129-132	6	1	6	6	0	6	2346.3468	2346.3469	
CO2-Xe2-129-129	6	1	6	6	0	6	2346.3468	2346.3466	
CO2-Xe2-131-132	6	1	6	6	0	6	2346.3468	2346.3470	
CO2-Xe2-129-131	6	1	6	6	0	6	2346.3468	2346.3468	
CO2-Xe2-132-132	14	2	13	14	1	13	2346.3468	2346.3457	
CO2-Xe2-132-134	6	1	6	6	0	6	2346.3468	2346.3473	
CO2-Xe2-131-132	14	2	13	14	1	13	2346.3468	2346.3455	
CO2-Xe2-129-134	6	1	6	6	0	6	2346.3468	2346.3470	
						Blend		2346.3467	0.0001
CO2-Xe2-129-132	5	1	5	5	0	5	2346.3504	2346.3505	
CO2-Xe2-131-132	5	1	5	5	0	5	2346.3504	2346.3507	
CO2-Xe2-129-131	5	1	5	5	0	5	2346.3504	2346.3505	
CO2-Xe2-131-132	13	2	12	13	1	12	2346.3504	2346.3497	
CO2-Xe2-131-131	5	1	5	5	0	5	2346.3504	2346.3505	
CO2-Xe2-132-134	5	1	5	5	0	5	2346.3504	2346.3510	
CO2-Xe2-129-134	5	1	5	5	0	5	2346.3504	2346.3507	
CO2-Xe2-132-136	5	1	5	5	0	5	2346.3504	2346.3511	
CO2-Xe2-131-134	5	1	5	5	0	5	2346.3504	2346.3509	
CO2-Xe2-131-136	5	1	5	5	0	5	2346.3504	2346.3510	
						Blend		2346.3506	-0.0002
CO2-Xe2-132-132	4	1	4	4	0	4	2346.3549	2346.3547	
CO2-Xe2-129-132	4	1	4	4	0	4	2346.3549	2346.3545	
CO2-Xe2-129-129	4	1	4	4	0	4	2346.3549	2346.3543	
CO2-Xe2-131-132	4	1	4	4	0	4	2346.3549	2346.3546	
CO2-Xe2-129-131	4	1	4	4	0	4	2346.3549	2346.3544	
CO2-Xe2-132-132	12	2	11	12	1	11	2346.3549	2346.3551	
CO2-Xe2-129-132	12	2	11	12	1	11	2346.3549	2346.3544	
CO2-Xe2-129-129	12	2	11	12	1	11	2346.3549	2346.3536	
CO2-Xe2-131-132	12	2	11	12	1	11	2346.3549	2346.3549	
CO2-Xe2-129-131	12	2	11	12	1	11	2346.3549	2346.3541	
						Blend		2346.3545	0.0005
CO2-Xe2-129-132	11	2	10	11	1	10	2346.3612	2346.3606	
CO2-Xe2-131-132	11	2	10	11	1	10	2346.3612	2346.3612	
CO2-Xe2-129-131	11	2	10	11	1	10	2346.3612	2346.3604	
CO2-Xe2-132-132	2	1	2	2	0	2	2346.3612	2346.3617	
CO2-Xe2-129-132	2	1	2	2	0	2	2346.3612	2346.3616	
CO2-Xe2-129-129	2	1	2	2	0	2	2346.3612	2346.3615	
CO2-Xe2-131-132	2	1	2	2	0	2	2346.3612	2346.3617	
CO2-Xe2-129-131	2	1	2	2	0	2	2346.3612	2346.3615	
CO2-Xe2-131-131	11	2	10	11	1	10	2346.3612	2346.3607	
CO2-Xe2-132-134	11	2	10	11	1	10	2346.3612	2346.3620	
						Blend		2346.3612	0.0000
CO2-Xe2-132-132	6	2	5	6	1	5	2346.3996	2346.4002	
CO2-Xe2-129-132	6	2	5	6	1	5	2346.3996	2346.3996	
CO2-Xe2-129-129	6	2	5	6	1	5	2346.3996	2346.3990	
CO2-Xe2-131-132	6	2	5	6	1	5	2346.3996	2346.4000	
CO2-Xe2-129-131	6	2	5	6	1	5	2346.3996	2346.3994	
CO2-Xe2-132-132	14	3	12	14	2	12	2346.3996	2346.4010	
CO2-Xe2-129-132	14	3	12	14	2	12	2346.3996	2346.3991	
CO2-Xe2-131-132	14	3	12	14	2	12	2346.3996	2346.4003	
CO2-Xe2-132-134	6	2	5	6	1	5	2346.3996	2346.4006	

CO2-Xe2-129-134	6	2	5	6	1	5	2346.3996	2346.4000	
							Blend	2346.3998	-0.0002
CO2-Xe2-129-132	5	2	4	5	1	4	2346.4066	2346.4065	
CO2-Xe2-131-132	5	2	4	5	1	4	2346.4066	2346.4068	
CO2-Xe2-129-131	5	2	4	5	1	4	2346.4066	2346.4063	
CO2-Xe2-131-131	5	2	4	5	1	4	2346.4066	2346.4063	
CO2-Xe2-132-134	5	2	4	5	1	4	2346.4066	2346.4073	
CO2-Xe2-129-134	5	2	4	5	1	4	2346.4066	2346.4068	
CO2-Xe2-132-136	5	2	4	5	1	4	2346.4066	2346.4076	
CO2-Xe2-131-134	5	2	4	5	1	4	2346.4066	2346.4071	
CO2-Xe2-131-136	5	2	4	5	1	4	2346.4066	2346.4074	
							Blend	2346.4067	-0.0001
CO2-Xe2-132-132	5	2	3	4	1	3	2346.5333	2346.5320	
CO2-Xe2-129-132	5	2	3	4	1	3	2346.5333	2346.5330	
CO2-Xe2-129-129	5	2	3	4	1	3	2346.5333	2346.5340	
CO2-Xe2-129-132	6	1	5	5	0	5	2346.5333	2346.5334	
CO2-Xe2-131-132	5	2	3	4	1	3	2346.5333	2346.5324	
CO2-Xe2-129-131	5	2	3	4	1	3	2346.5333	2346.5334	
CO2-Xe2-131-132	6	1	5	5	0	5	2346.5333	2346.5321	
CO2-Xe2-129-131	6	1	5	5	0	5	2346.5333	2346.5341	
CO2-Xe2-132-132	10	4	7	10	3	7	2346.5333	2346.5343	
CO2-Xe2-129-132	10	4	7	10	3	7	2346.5333	2346.5335	
							Blend	2346.5332	0.0001
CO2-Xe2-132-132	9	4	5	9	3	7	2346.5434	2346.5436	
CO2-Xe2-129-132	8	4	4	8	3	6	2346.5434	2346.5430	
CO2-Xe2-129-132	9	4	5	9	3	7	2346.5434	2346.5433	
CO2-Xe2-132-132	7	4	3	7	3	5	2346.5434	2346.5434	
CO2-Xe2-129-129	9	4	5	9	3	7	2346.5434	2346.5429	
CO2-Xe2-129-132	7	4	3	7	3	5	2346.5434	2346.5430	
CO2-Xe2-129-129	7	4	3	7	3	5	2346.5434	2346.5426	
CO2-Xe2-129-132	10	4	6	10	3	8	2346.5434	2346.5441	
CO2-Xe2-132-132	6	4	3	6	3	3	2346.5434	2346.5430	
CO2-Xe2-129-132	6	4	3	6	3	3	2346.5434	2346.5426	
							Blend	2346.5432	0.0003
CO2-Xe2-132-132	3	3	0	2	2	0	2346.5535	2346.5530	
CO2-Xe2-129-132	3	3	0	2	2	0	2346.5535	2346.5535	
CO2-Xe2-129-132	3	3	1	2	2	1	2346.5535	2346.5536	
CO2-Xe2-129-129	3	3	0	2	2	0	2346.5535	2346.5539	
CO2-Xe2-131-132	6	2	4	5	1	4	2346.5535	2346.5541	
CO2-Xe2-131-132	3	3	0	2	2	0	2346.5535	2346.5532	
CO2-Xe2-131-132	3	3	1	2	2	1	2346.5535	2346.5533	
CO2-Xe2-129-131	3	3	0	2	2	0	2346.5535	2346.5536	
CO2-Xe2-129-131	3	3	1	2	2	1	2346.5535	2346.5538	
							Blend	2346.5536	0.0000
CO2-Xe2-132-132	7	4	3	6	3	3	2346.7061	2346.7039	
CO2-Xe2-129-132	7	4	3	6	3	3	2346.7061	2346.7051	
CO2-Xe2-129-132	7	4	4	6	3	4	2346.7061	2346.7056	
CO2-Xe2-129-129	7	4	3	6	3	3	2346.7061	2346.7064	
CO2-Xe2-131-132	7	4	3	6	3	3	2346.7061	2346.7043	
CO2-Xe2-131-132	7	4	4	6	3	4	2346.7061	2346.7048	
CO2-Xe2-129-131	7	4	3	6	3	3	2346.7061	2346.7055	
CO2-Xe2-129-131	7	4	4	6	3	4	2346.7061	2346.7060	
CO2-Xe2-131-131	7	4	4	6	3	4	2346.7061	2346.7045	
							Blend	2346.7052	0.0009
CO2-Xe2-132-132	5	5	0	4	4	0	2346.7194	2346.7178	
CO2-Xe2-129-132	5	5	0	4	4	0	2346.7194	2346.7185	
CO2-Xe2-129-132	5	5	1	4	4	1	2346.7194	2346.7185	
CO2-Xe2-129-129	5	5	0	4	4	0	2346.7194	2346.7192	
CO2-Xe2-131-132	5	5	0	4	4	0	2346.7194	2346.7181	
CO2-Xe2-131-132	5	5	1	4	4	1	2346.7194	2346.7181	
CO2-Xe2-129-132	11	3	8	10	2	8	2346.7194	2346.7184	
CO2-Xe2-129-131	5	5	0	4	4	0	2346.7194	2346.7187	
CO2-Xe2-129-131	5	5	1	4	4	1	2346.7194	2346.7187	

CO2-Xe2-129-129	11	3	8	10	2	8	2346.7194	2346.7206	
							Blend	2346.7187	0.0007
CO2-Xe2-132-132	8	4	5	7	3	5	2346.7281	2346.7274	
CO2-Xe2-129-132	8	4	4	7	3	4	2346.7281	2346.7277	
CO2-Xe2-129-132	8	4	5	7	3	5	2346.7281	2346.7289	
CO2-Xe2-132-132	10	3	8	9	2	8	2346.7281	2346.7270	
CO2-Xe2-131-132	8	4	4	7	3	4	2346.7281	2346.7267	
CO2-Xe2-131-132	8	4	5	7	3	5	2346.7281	2346.7279	
CO2-Xe2-129-131	8	4	4	7	3	4	2346.7281	2346.7282	
CO2-Xe2-129-131	8	4	5	7	3	5	2346.7281	2346.7294	
CO2-Xe2-131-132	10	3	8	9	2	8	2346.7281	2346.7278	
CO2-Xe2-129-131	12	2	10	11	1	10	2346.7281	2346.7272	
							Blend	2346.7278	0.0003
CO2-Xe2-132-132	6	5	2	5	4	2	2346.7412	2346.7408	
CO2-Xe2-129-132	6	5	1	5	4	1	2346.7412	2346.7417	
CO2-Xe2-129-132	6	5	2	5	4	2	2346.7412	2346.7417	
CO2-Xe2-129-129	6	5	2	5	4	2	2346.7412	2346.7426	
CO2-Xe2-131-132	6	5	1	5	4	1	2346.7412	2346.7411	
CO2-Xe2-131-132	6	5	2	5	4	2	2346.7412	2346.7411	
CO2-Xe2-129-131	6	5	1	5	4	1	2346.7412	2346.7420	
CO2-Xe2-129-131	6	5	2	5	4	2	2346.7412	2346.7420	
CO2-Xe2-131-131	6	5	1	5	4	1	2346.7412	2346.7405	
CO2-Xe2-132-134	6	5	1	5	4	1	2346.7412	2346.7402	
							Blend	2346.7415	-0.0003
CO2-Xe2-132-132	12	2	11	11	1	11	2346.7802	2346.7784	
CO2-Xe2-131-132	12	2	11	11	1	11	2346.7802	2346.7797	
CO2-Xe2-132-134	14	3	11	13	2	11	2346.7802	2346.7821	
CO2-Xe2-132-136	14	3	11	13	2	11	2346.7802	2346.7798	
CO2-Xe2-132-136	12	3	10	11	2	10	2346.7802	2346.7804	
CO2-Xe2-131-136	14	3	11	13	2	11	2346.7802	2346.7810	
CO2-Xe2-131-136	12	3	10	11	2	10	2346.7802	2346.7815	
CO2-Xe2-132-132	11	8	3	11	7	5	2346.7802	2346.7809	
CO2-Xe2-132-132	12	8	5	12	7	5	2346.7802	2346.7807	
CO2-Xe2-129-132	11	8	3	11	7	5	2346.7802	2346.7800	
							Blend	2346.7802	0.0000
CO2-Xe2-132-132	7	6	1	6	5	1	2346.8242	2346.8231	
CO2-Xe2-129-132	7	6	2	6	5	2	2346.8242	2346.8241	
CO2-Xe2-129-132	7	6	1	6	5	1	2346.8242	2346.8241	
CO2-Xe2-129-129	7	6	1	6	5	1	2346.8242	2346.8251	
CO2-Xe2-131-132	7	6	2	6	5	2	2346.8242	2346.8234	
CO2-Xe2-131-132	7	6	1	6	5	1	2346.8242	2346.8234	
CO2-Xe2-129-131	7	6	2	6	5	2	2346.8242	2346.8244	
CO2-Xe2-129-131	7	6	1	6	5	1	2346.8242	2346.8244	
CO2-Xe2-129-132	12	4	9	11	3	9	2346.8242	2346.8245	
CO2-Xe2-131-132	12	4	9	11	3	9	2346.8242	2346.8227	
							Blend	2346.8240	0.0003
CO2-Xe2-132-132	8	6	3	7	5	3	2346.8471	2346.8460	
CO2-Xe2-129-132	8	6	3	7	5	3	2346.8471	2346.8473	
CO2-Xe2-129-132	8	6	2	7	5	2	2346.8471	2346.8473	
CO2-Xe2-131-132	8	6	3	7	5	3	2346.8471	2346.8464	
CO2-Xe2-131-132	8	6	2	7	5	2	2346.8471	2346.8464	
CO2-Xe2-129-131	8	6	3	7	5	3	2346.8471	2346.8477	
CO2-Xe2-129-131	8	6	2	7	5	2	2346.8471	2346.8477	
CO2-Xe2-129-132	14	4	10	13	3	10	2346.8471	2346.8464	
CO2-Xe2-131-132	13	4	10	12	3	10	2346.8471	2346.8477	
CO2-Xe2-132-132	14	3	12	13	2	12	2346.8471	2346.8470	
							Blend	2346.8470	0.0002
CO2-Xe2-132-132	8	7	2	7	6	2	2346.9059	2346.9053	
CO2-Xe2-129-132	8	7	2	7	6	2	2346.9059	2346.9065	
CO2-Xe2-129-132	8	7	1	7	6	1	2346.9059	2346.9065	
CO2-Xe2-131-132	8	7	2	7	6	2	2346.9059	2346.9057	
CO2-Xe2-131-132	8	7	1	7	6	1	2346.9059	2346.9057	
CO2-Xe2-129-131	8	7	2	7	6	2	2346.9059	2346.9068	

CO2-Xe2-129-131	8	7	1	7	6	1	2346.9059	2346.9068	
CO2-Xe2-131-131	8	7	1	7	6	1	2346.9059	2346.9048	
CO2-Xe2-132-134	8	7	2	7	6	2	2346.9059	2346.9046	
CO2-Xe2-132-134	8	7	1	7	6	1	2346.9059	2346.9046	
						Blend	2346.9059		0.0000
CO2-Xe2-132-132	9	7	2	8	6	2	2346.9289	2346.9282	
CO2-Xe2-129-132	9	7	3	8	6	3	2346.9289	2346.9296	
CO2-Xe2-129-132	9	7	2	8	6	2	2346.9289	2346.9296	
CO2-Xe2-131-132	9	7	3	8	6	3	2346.9289	2346.9287	
CO2-Xe2-131-132	9	7	2	8	6	2	2346.9289	2346.9287	
CO2-Xe2-129-131	9	7	3	8	6	3	2346.9289	2346.9301	
CO2-Xe2-129-131	9	7	2	8	6	2	2346.9289	2346.9301	
CO2-Xe2-129-129	14	5	10	13	4	10	2346.9289	2346.9292	
CO2-Xe2-129-132	16	4	13	15	3	13	2346.9289	2346.9308	
CO2-Xe2-131-131	9	7	3	8	6	3	2346.9289	2346.9279	
						Blend	2346.9293		-0.0004
CO2-Xe2-132-132	9	8	1	8	7	1	2346.9877	2346.9875	
CO2-Xe2-129-132	9	8	2	8	7	2	2346.9877	2346.9888	
CO2-Xe2-129-132	9	8	1	8	7	1	2346.9877	2346.9888	
CO2-Xe2-131-132	9	8	2	8	7	2	2346.9877	2346.9879	
CO2-Xe2-131-132	9	8	1	8	7	1	2346.9877	2346.9879	
CO2-Xe2-129-131	9	8	2	8	7	2	2346.9877	2346.9892	
CO2-Xe2-129-131	9	8	1	8	7	1	2346.9877	2346.9892	
CO2-Xe2-129-129	14	6	9	13	5	9	2346.9877	2346.9882	
CO2-Xe2-131-131	9	8	2	8	7	2	2346.9877	2346.9869	
CO2-Xe2-132-134	9	8	2	8	7	2	2346.9877	2346.9867	
						Blend	2346.9882		-0.0005

Table A-13. Observed and calculated line positions for CO₂-Xe₂ combination band (in cm⁻¹).

	J'	Ka'	Kc'	J''	Ka''	Kc''	Obs	Calc	O-C

CO2-Xe2-132-132	10	4	6	11	5	7	2380.5062	2380.5053	
CO2-Xe2-129-132	10	4	6	11	5	7	2380.5062	2380.5055	
CO2-Xe2-129-132	10	4	7	11	5	6	2380.5062	2380.5048	
CO2-Xe2-129-129	10	4	6	11	5	7	2380.5062	2380.5058	
CO2-Xe2-131-132	10	4	6	11	5	7	2380.5062	2380.5054	
CO2-Xe2-131-132	10	4	7	11	5	6	2380.5062	2380.5046	
CO2-Xe2-129-131	10	4	6	11	5	7	2380.5062	2380.5056	
CO2-Xe2-129-131	10	4	7	11	5	6	2380.5062	2380.5048	
						Blend	2380.5052		0.0009
CO2-Xe2-129-132	7	5	3	8	6	2	2380.5106	2380.5100	
CO2-Xe2-129-132	7	5	2	8	6	3	2380.5106	2380.5100	
CO2-Xe2-129-129	7	5	3	8	6	2	2380.5106	2380.5110	
CO2-Xe2-131-132	7	5	3	8	6	2	2380.5106	2380.5093	
CO2-Xe2-131-132	7	5	2	8	6	3	2380.5106	2380.5093	
CO2-Xe2-129-131	7	5	3	8	6	2	2380.5106	2380.5103	
CO2-Xe2-129-131	7	5	2	8	6	3	2380.5106	2380.5103	
CO2-Xe2-129-132	12	3	10	13	4	9	2380.5106	2380.5106	
CO2-Xe2-131-131	7	5	2	8	6	3	2380.5106	2380.5107	
CO2-Xe2-129-134	7	5	3	8	6	2	2380.5106	2380.5093	
						Blend	2380.5101		0.0005
CO2-Xe2-132-132	9	4	6	10	5	5	2380.5288	2380.5277	
CO2-Xe2-129-132	9	4	5	10	5	6	2380.5288	2380.5285	
CO2-Xe2-129-132	9	4	6	10	5	5	2380.5288	2380.5282	
CO2-Xe2-129-129	9	4	6	10	5	5	2380.5288	2380.5286	
CO2-Xe2-131-132	9	4	5	10	5	6	2380.5288	2380.5282	
CO2-Xe2-131-132	9	4	6	10	5	5	2380.5288	2380.5279	
CO2-Xe2-129-131	9	4	5	10	5	6	2380.5288	2380.5287	

CO2-Xe2-129-131	9	4	6	10	5	5	2380.5288	2380.5284	
							Blend	2380.5283	0.0005
CO2-Xe2-132-132	11	3	9	12	4	8	2380.5382	2380.5392	
CO2-Xe2-129-132	11	3	9	12	4	8	2380.5382	2380.5386	
CO2-Xe2-129-129	11	3	9	12	4	8	2380.5382	2380.5380	
CO2-Xe2-131-132	11	3	9	12	4	8	2380.5382	2380.5390	
CO2-Xe2-129-131	11	3	9	12	4	8	2380.5382	2380.5385	
CO2-Xe2-132-134	11	3	9	12	4	8	2380.5382	2380.5395	
CO2-Xe2-129-134	11	3	9	12	4	8	2380.5382	2380.5390	
CO2-Xe2-132-136	11	3	9	12	4	8	2380.5382	2380.5398	
CO2-Xe2-131-134	11	3	9	12	4	8	2380.5382	2380.5393	
							Blend	2380.5388	-0.0006
CO2-Xe2-132-132	8	4	4	9	5	5	2380.5521	2380.5511	
CO2-Xe2-129-132	8	4	4	9	5	5	2380.5521	2380.5518	
CO2-Xe2-129-132	8	4	5	9	5	4	2380.5521	2380.5516	
CO2-Xe2-129-129	8	4	4	9	5	5	2380.5521	2380.5524	
CO2-Xe2-131-132	8	4	4	9	5	5	2380.5521	2380.5513	
CO2-Xe2-131-132	8	4	5	9	5	4	2380.5521	2380.5512	
CO2-Xe2-129-131	8	4	4	9	5	5	2380.5521	2380.5520	
CO2-Xe2-129-131	8	4	5	9	5	4	2380.5521	2380.5519	
							Blend	2380.5517	0.0005
CO2-Xe2-132-132	7	4	4	8	5	3	2380.5749	2380.5741	
CO2-Xe2-129-132	7	4	3	8	5	4	2380.5749	2380.5751	
CO2-Xe2-129-132	7	4	4	8	5	3	2380.5749	2380.5751	
CO2-Xe2-129-129	7	4	4	8	5	3	2380.5749	2380.5760	
CO2-Xe2-131-132	7	4	3	8	5	4	2380.5749	2380.5745	
CO2-Xe2-131-132	7	4	4	8	5	3	2380.5749	2380.5744	
CO2-Xe2-129-131	7	4	3	8	5	4	2380.5749	2380.5754	
CO2-Xe2-129-131	7	4	4	8	5	3	2380.5749	2380.5754	
							Blend	2380.5750	-0.0001
CO2-Xe2-132-132	9	3	7	10	4	6	2380.5890	2380.5900	
CO2-Xe2-129-132	9	3	7	10	4	6	2380.5890	2380.5902	
CO2-Xe2-129-129	9	3	7	10	4	6	2380.5890	2380.5904	
CO2-Xe2-131-132	9	3	7	10	4	6	2380.5890	2380.5901	
CO2-Xe2-129-131	9	3	7	10	4	6	2380.5890	2380.5903	
CO2-Xe2-132-134	9	3	7	10	4	6	2380.5890	2380.5898	
CO2-Xe2-129-134	9	3	7	10	4	6	2380.5890	2380.5901	
CO2-Xe2-131-134	9	3	7	10	4	6	2380.5890	2380.5899	
CO2-Xe2-131-136	9	3	7	10	4	6	2380.5890	2380.5897	
							Blend	2380.5901	-0.0011
CO2-Xe2-132-132	6	4	2	7	5	3	2380.5975	2380.5973	
CO2-Xe2-129-132	6	4	2	7	5	3	2380.5975	2380.5985	
CO2-Xe2-129-132	6	4	3	7	5	2	2380.5975	2380.5985	
CO2-Xe2-131-132	6	4	2	7	5	3	2380.5975	2380.5977	
CO2-Xe2-131-132	6	4	3	7	5	2	2380.5975	2380.5977	
CO2-Xe2-129-131	6	4	2	7	5	3	2380.5975	2380.5989	
CO2-Xe2-129-131	6	4	3	7	5	2	2380.5975	2380.5989	
CO2-Xe2-129-132	9	3	6	10	4	7	2380.5975	2380.5971	
CO2-Xe2-131-132	9	3	6	10	4	7	2380.5975	2380.5967	
CO2-Xe2-129-131	9	3	6	10	4	7	2380.5975	2380.5973	
							Blend	2380.5979	-0.0005
CO2-Xe2-132-132	5	4	2	6	5	1	2380.6208	2380.6205	
CO2-Xe2-129-132	5	4	1	6	5	2	2380.6208	2380.6219	
CO2-Xe2-129-132	5	4	2	6	5	1	2380.6208	2380.6219	
CO2-Xe2-131-132	5	4	1	6	5	2	2380.6208	2380.6210	
CO2-Xe2-131-132	5	4	2	6	5	1	2380.6208	2380.6210	
CO2-Xe2-132-132	18	0	18	19	1	19	2380.6208	2380.6213	
CO2-Xe2-129-132	18	0	18	19	1	19	2380.6208	2380.6198	
CO2-Xe2-129-132	18	1	18	19	0	19	2380.6208	2380.6199	
CO2-Xe2-131-132	18	0	18	19	1	19	2380.6208	2380.6208	
							Blend	2380.6210	-0.0002
CO2-Xe2-132-132	9	2	8	10	3	7	2380.6295	2380.6305	
CO2-Xe2-132-132	17	2	16	18	1	17	2380.6295	2380.6301	

CO2-Xe2-129-132	9	2	8	10	3	7	2380.6295	2380.6297	
CO2-Xe2-129-132	17	2	16	18	1	17	2380.6295	2380.6284	
CO2-Xe2-129-129	9	2	8	10	3	7	2380.6295	2380.6289	
CO2-Xe2-131-132	9	2	8	10	3	7	2380.6295	2380.6302	
CO2-Xe2-131-132	17	2	16	18	1	17	2380.6295	2380.6296	
CO2-Xe2-129-131	9	2	8	10	3	7	2380.6295	2380.6295	
CO2-Xe2-129-131	17	2	16	18	1	17	2380.6295	2380.6278	
							Blend	2380.6294	0.0001
CO2-Xe2-132-132	6	3	3	7	4	4	2380.6620	2380.6618	
CO2-Xe2-129-132	6	3	3	7	4	4	2380.6620	2380.6629	
CO2-Xe2-129-132	6	3	4	7	4	3	2380.6620	2380.6622	
CO2-Xe2-131-132	6	3	3	7	4	4	2380.6620	2380.6621	
CO2-Xe2-131-132	6	3	4	7	4	3	2380.6620	2380.6615	
CO2-Xe2-129-131	6	3	3	7	4	4	2380.6620	2380.6632	
CO2-Xe2-129-131	6	3	4	7	4	3	2380.6620	2380.6626	
CO2-Xe2-129-132	8	2	7	9	3	6	2380.6620	2380.6623	
CO2-Xe2-131-132	8	2	7	9	3	6	2380.6620	2380.6624	
CO2-Xe2-129-131	8	2	7	9	3	6	2380.6620	2380.6623	
							Blend	2380.6623	-0.0003
CO2-Xe2-132-132	16	0	16	17	1	17	2380.6656	2380.6661	
CO2-Xe2-129-132	16	0	16	17	1	17	2380.6656	2380.6650	
CO2-Xe2-129-132	16	1	16	17	0	17	2380.6656	2380.6652	
CO2-Xe2-131-132	16	0	16	17	1	17	2380.6656	2380.6658	
CO2-Xe2-131-132	16	1	16	17	0	17	2380.6656	2380.6660	
CO2-Xe2-129-131	16	0	16	17	1	17	2380.6656	2380.6646	
CO2-Xe2-129-131	16	1	16	17	0	17	2380.6656	2380.6648	
CO2-Xe2-129-132	15	1	14	16	2	15	2380.6656	2380.6658	
							Blend	2380.6654	0.0002
CO2-Xe2-132-132	15	1	15	16	0	16	2380.6877	2380.6887	
CO2-Xe2-129-132	15	0	15	16	1	16	2380.6877	2380.6874	
CO2-Xe2-129-132	15	1	15	16	0	16	2380.6877	2380.6878	
CO2-Xe2-129-132	5	3	2	6	4	3	2380.6877	2380.6859	
CO2-Xe2-129-132	5	3	3	6	4	2	2380.6877	2380.6857	
CO2-Xe2-129-129	15	1	15	16	0	16	2380.6877	2380.6868	
CO2-Xe2-129-129	5	3	3	6	4	2	2380.6877	2380.6870	
CO2-Xe2-131-132	15	0	15	16	1	16	2380.6877	2380.6880	
CO2-Xe2-131-132	15	1	15	16	0	16	2380.6877	2380.6884	
CO2-Xe2-129-131	15	0	15	16	1	16	2380.6877	2380.6871	
							Blend	2380.6873	0.0005
CO2-Xe2-132-132	13	1	13	14	0	14	2380.7321	2380.7332	
CO2-Xe2-129-132	13	0	13	14	1	14	2380.7321	2380.7316	
CO2-Xe2-129-132	13	1	13	14	0	14	2380.7321	2380.7326	
CO2-Xe2-129-129	13	1	13	14	0	14	2380.7321	2380.7320	
CO2-Xe2-129-132	3	3	0	4	4	1	2380.7321	2380.7325	
CO2-Xe2-129-132	3	3	1	4	4	0	2380.7321	2380.7325	
CO2-Xe2-131-132	13	0	13	14	1	14	2380.7321	2380.7319	
CO2-Xe2-131-132	13	1	13	14	0	14	2380.7321	2380.7330	
CO2-Xe2-129-131	13	0	13	14	1	14	2380.7321	2380.7315	
CO2-Xe2-129-131	13	1	13	14	0	14	2380.7321	2380.7324	
							Blend	2380.7323	-0.0002
CO2-Xe2-132-132	12	0	12	13	1	13	2380.7540	2380.7537	
CO2-Xe2-129-132	12	0	12	13	1	13	2380.7540	2380.7534	
CO2-Xe2-129-132	12	1	12	13	0	13	2380.7540	2380.7550	
CO2-Xe2-129-129	12	0	12	13	1	13	2380.7540	2380.7531	
CO2-Xe2-131-132	12	0	12	13	1	13	2380.7540	2380.7536	
CO2-Xe2-131-132	12	1	12	13	0	13	2380.7540	2380.7553	
CO2-Xe2-129-131	12	0	12	13	1	13	2380.7540	2380.7533	
CO2-Xe2-129-131	12	1	12	13	0	13	2380.7540	2380.7549	
CO2-Xe2-132-132	10	1	9	11	2	10	2380.7540	2380.7535	
CO2-Xe2-129-132	10	1	9	11	2	10	2380.7540	2380.7542	
							Blend	2380.7540	0.0000
CO2-Xe2-132-132	10	0	10	11	1	11	2380.7958	2380.7958	
CO2-Xe2-129-132	10	0	10	11	1	11	2380.7958	2380.7960	

CO2-Xe2-129-129	10	0	10	11	1	11	2380.7958	2380.7962	
CO2-Xe2-131-132	10	0	10	11	1	11	2380.7958	2380.7959	
CO2-Xe2-129-131	10	0	10	11	1	11	2380.7958	2380.7961	
CO2-Xe2-129-132	3	2	1	4	3	2	2380.7958	2380.7956	
CO2-Xe2-129-132	3	2	2	4	3	1	2380.7958	2380.7947	
CO2-Xe2-129-129	3	2	2	4	3	1	2380.7958	2380.7963	
CO2-Xe2-131-132	3	2	1	4	3	2	2380.7958	2380.7945	
CO2-Xe2-129-131	3	2	1	4	3	2	2380.7958	2380.7962	
						Blend	2380.7958		0.0000
CO2-Xe2-129-132	10	1	10	11	0	11	2380.7996	2380.8000	
CO2-Xe2-131-132	10	1	10	11	0	11	2380.7996	2380.8000	
CO2-Xe2-129-131	10	1	10	11	0	11	2380.7996	2380.8000	
CO2-Xe2-129-132	7	1	6	8	2	7	2380.7996	2380.7982	
CO2-Xe2-129-131	7	1	6	8	2	7	2380.7996	2380.7986	
CO2-Xe2-131-131	10	1	10	11	0	11	2380.7996	2380.8000	
CO2-Xe2-132-134	10	1	10	11	0	11	2380.7996	2380.8000	
CO2-Xe2-129-134	10	1	10	11	0	11	2380.7996	2380.8000	
CO2-Xe2-132-136	10	1	10	11	0	11	2380.7996	2380.8000	
CO2-Xe2-131-134	10	1	10	11	0	11	2380.7996	2380.8000	
						Blend	2380.7997		-0.0002
CO2-Xe2-132-132	9	1	9	10	0	10	2380.8223	2380.8227	
CO2-Xe2-129-132	9	1	9	10	0	10	2380.8223	2380.8228	
CO2-Xe2-129-129	9	1	9	10	0	10	2380.8223	2380.8229	
CO2-Xe2-131-132	9	1	9	10	0	10	2380.8223	2380.8227	
CO2-Xe2-129-131	9	1	9	10	0	10	2380.8223	2380.8229	
CO2-Xe2-129-129	2	2	0	3	3	1	2380.8223	2380.8204	
CO2-Xe2-132-132	8	3	5	8	4	4	2380.8223	2380.8245	
CO2-Xe2-129-132	9	3	7	9	4	6	2380.8223	2380.8238	
CO2-Xe2-129-132	10	3	8	10	4	7	2380.8223	2380.8228	
CO2-Xe2-132-132	7	3	5	7	4	4	2380.8223	2380.8218	
						Blend	2380.8227		-0.0004
CO2-Xe2-129-132	8	1	8	9	0	9	2380.8456	2380.8460	
CO2-Xe2-131-132	8	1	8	9	0	9	2380.8456	2380.8458	
CO2-Xe2-129-131	8	1	8	9	0	9	2380.8456	2380.8461	
CO2-Xe2-132-132	4	1	3	5	2	4	2380.8456	2380.8447	
CO2-Xe2-129-132	4	1	3	5	2	4	2380.8456	2380.8463	
CO2-Xe2-129-132	12	3	9	12	4	8	2380.8456	2380.8446	
CO2-Xe2-131-131	8	1	8	9	0	9	2380.8456	2380.8458	
CO2-Xe2-132-134	8	1	8	9	0	9	2380.8456	2380.8454	
CO2-Xe2-129-134	8	1	8	9	0	9	2380.8456	2380.8458	
CO2-Xe2-131-132	4	1	3	5	2	4	2380.8456	2380.8452	
						Blend	2380.8457		-0.0001
CO2-Xe2-129-132	7	0	7	8	1	8	2380.8562	2380.8562	
CO2-Xe2-131-132	7	0	7	8	1	8	2380.8562	2380.8556	
CO2-Xe2-129-131	7	0	7	8	1	8	2380.8562	2380.8565	
CO2-Xe2-132-132	11	2	10	11	3	9	2380.8562	2380.8563	
CO2-Xe2-131-131	7	0	7	8	1	8	2380.8562	2380.8560	
CO2-Xe2-132-134	7	0	7	8	1	8	2380.8562	2380.8547	
CO2-Xe2-129-134	7	0	7	8	1	8	2380.8562	2380.8556	
CO2-Xe2-131-132	11	2	10	11	3	9	2380.8562	2380.8568	
CO2-Xe2-132-132	14	3	11	14	4	10	2380.8562	2380.8563	
CO2-Xe2-131-134	7	0	7	8	1	8	2380.8562	2380.8550	
						Blend	2380.8560		0.0003
CO2-Xe2-132-132	7	1	7	8	0	8	2380.8696	2380.8692	
CO2-Xe2-129-132	7	1	7	8	0	8	2380.8696	2380.8697	
CO2-Xe2-129-129	7	1	7	8	0	8	2380.8696	2380.8701	
CO2-Xe2-131-132	7	1	7	8	0	8	2380.8696	2380.8693	
CO2-Xe2-129-131	7	1	7	8	0	8	2380.8696	2380.8698	
CO2-Xe2-132-132	9	2	8	9	3	7	2380.8696	2380.8701	
CO2-Xe2-131-132	9	2	8	9	3	7	2380.8696	2380.8708	
CO2-Xe2-129-132	8	2	7	9	1	8	2380.8696	2380.8698	
CO2-Xe2-129-134	7	1	7	8	0	8	2380.8696	2380.8694	
CO2-Xe2-129-132	10	1	10	10	2	9	2380.8696	2380.8705	

							Blend	2380.8698	-0.0002
CO2-Xe2-129-132	6	1	6	7	0	7	2380.8939	2380.8939	
CO2-Xe2-129-132	5	0	5	6	1	6	2380.8939	2380.8931	
CO2-Xe2-131-132	6	1	6	7	0	7	2380.8939	2380.8935	
CO2-Xe2-129-131	6	1	6	7	0	7	2380.8939	2380.8942	
CO2-Xe2-131-132	5	0	5	6	1	6	2380.8939	2380.8922	
CO2-Xe2-129-131	5	0	5	6	1	6	2380.8939	2380.8935	
CO2-Xe2-129-132	6	2	4	6	3	3	2380.8939	2380.8944	
CO2-Xe2-131-132	6	2	4	6	3	3	2380.8939	2380.8925	
CO2-Xe2-129-131	5	2	3	5	3	2	2380.8939	2380.8922	
CO2-Xe2-131-131	6	1	6	7	0	7	2380.8939	2380.8937	
							Blend	2380.8934	0.0005
CO2-Xe2-132-132	8	2	6	8	3	5	2380.9006	2380.9011	
CO2-Xe2-129-132	7	2	5	7	3	4	2380.9006	2380.8988	
CO2-Xe2-129-131	7	2	5	7	3	4	2380.9006	2380.8998	
CO2-Xe2-129-132	13	1	12	13	2	11	2380.9006	2380.9013	
CO2-Xe2-132-132	10	0	10	10	1	9	2380.9006	2380.9003	
CO2-Xe2-129-132	10	0	10	10	1	9	2380.9006	2380.9006	
CO2-Xe2-129-129	10	0	10	10	1	9	2380.9006	2380.9009	
CO2-Xe2-132-132	1	1	1	2	2	0	2380.9006	2380.8995	
CO2-Xe2-132-132	7	2	6	8	1	7	2380.9006	2380.9011	
CO2-Xe2-129-132	1	1	1	2	2	0	2380.9006	2380.9016	
							Blend	2380.9004	0.0002
CO2-Xe2-132-132	4	0	4	5	1	5	2380.9102	2380.9095	
CO2-Xe2-129-132	9	2	7	9	3	6	2380.9102	2380.9099	
CO2-Xe2-131-132	4	0	4	5	1	5	2380.9102	2380.9100	
CO2-Xe2-129-132	7	1	7	7	2	6	2380.9102	2380.9094	
CO2-Xe2-129-132	15	2	13	15	3	12	2380.9102	2380.9093	
CO2-Xe2-129-131	7	1	7	7	2	6	2380.9102	2380.9100	
CO2-Xe2-131-132	15	2	13	15	3	12	2380.9102	2380.9085	
CO2-Xe2-129-131	15	2	13	15	3	12	2380.9102	2380.9097	
CO2-Xe2-129-134	4	0	4	5	1	5	2380.9102	2380.9100	
							Blend	2380.9096	0.0006
CO2-Xe2-132-132	5	1	5	6	0	6	2380.9189	2380.9181	
CO2-Xe2-129-132	5	1	5	6	0	6	2380.9189	2380.9189	
CO2-Xe2-129-129	5	1	5	6	0	6	2380.9189	2380.9197	
CO2-Xe2-129-129	10	2	8	10	3	7	2380.9189	2380.9182	
CO2-Xe2-129-132	11	2	9	11	3	8	2380.9189	2380.9193	
CO2-Xe2-132-132	12	2	10	12	3	9	2380.9189	2380.9186	
CO2-Xe2-131-132	5	1	5	6	0	6	2380.9189	2380.9183	
CO2-Xe2-129-131	5	1	5	6	0	6	2380.9189	2380.9192	
CO2-Xe2-132-132	12	1	11	12	2	10	2380.9189	2380.9190	
CO2-Xe2-129-132	12	1	11	12	2	10	2380.9189	2380.9195	
							Blend	2380.9189	0.0000
CO2-Xe2-132-132	10	1	9	10	2	8	2380.9453	2380.9450	
CO2-Xe2-131-132	10	1	9	10	2	8	2380.9453	2380.9455	
CO2-Xe2-129-132	4	1	4	5	0	5	2380.9453	2380.9444	
CO2-Xe2-132-132	2	0	2	3	1	3	2380.9453	2380.9458	
CO2-Xe2-131-132	4	1	4	5	0	5	2380.9453	2380.9437	
CO2-Xe2-129-131	4	1	4	5	0	5	2380.9453	2380.9448	
CO2-Xe2-129-129	3	1	3	3	2	2	2380.9453	2380.9433	
CO2-Xe2-132-134	10	1	9	10	2	8	2380.9453	2380.9440	
CO2-Xe2-129-134	10	1	9	10	2	8	2380.9453	2380.9455	
CO2-Xe2-131-134	10	1	9	10	2	8	2380.9453	2380.9445	
							Blend	2380.9447	0.0006
CO2-Xe2-132-132	8	2	6	8	1	7	2381.1112	2381.1103	
CO2-Xe2-129-132	7	2	5	7	1	6	2381.1112	2381.1108	
CO2-Xe2-129-132	6	2	4	6	1	5	2381.1112	2381.1110	
CO2-Xe2-131-132	8	2	6	8	1	7	2381.1112	2381.1112	
CO2-Xe2-129-131	7	2	5	7	1	6	2381.1112	2381.1116	
CO2-Xe2-131-132	6	2	4	6	1	5	2381.1112	2381.1096	
CO2-Xe2-129-131	6	2	4	6	1	5	2381.1112	2381.1117	
CO2-Xe2-131-132	5	2	3	5	1	4	2381.1112	2381.1115	

CO2-Xe2-129-129	4	0	4	3	1	3	2381.1112	2381.1098	
CO2-Xe2-131-131	7	2	5	7	1	6	2381.1112	2381.1098	
							Blend	2381.1108	0.0004
CO2-Xe2-132-132	8	0	8	7	1	7	2381.1983	2381.1977	
CO2-Xe2-129-132	7	1	7	6	0	6	2381.1983	2381.1984	
CO2-Xe2-131-132	8	0	8	7	1	7	2381.1983	2381.1991	
CO2-Xe2-129-131	7	1	7	6	0	6	2381.1983	2381.1996	
CO2-Xe2-129-132	10	3	8	10	2	9	2381.1983	2381.1981	
CO2-Xe2-129-131	10	3	8	10	2	9	2381.1983	2381.1990	
CO2-Xe2-129-134	8	0	8	7	1	7	2381.1983	2381.1992	
CO2-Xe2-132-132	14	4	10	14	3	11	2381.1983	2381.1971	
CO2-Xe2-129-132	14	4	10	14	3	11	2381.1983	2381.1980	
CO2-Xe2-129-129	14	4	10	14	3	11	2381.1983	2381.1988	
							Blend	2381.1985	-0.0002
CO2-Xe2-129-131	9	1	9	8	0	8	2381.2336	2381.2342	
CO2-Xe2-129-132	9	4	6	9	3	7	2381.2336	2381.2352	
CO2-Xe2-129-132	10	4	7	10	3	8	2381.2336	2381.2351	
CO2-Xe2-129-132	8	4	5	8	3	6	2381.2336	2381.2355	
CO2-Xe2-129-129	8	4	4	8	3	5	2381.2336	2381.2345	
CO2-Xe2-129-129	10	1	9	9	2	8	2381.2336	2381.2353	
CO2-Xe2-129-132	11	4	8	11	3	9	2381.2336	2381.2355	
CO2-Xe2-132-132	7	4	4	7	3	5	2381.2336	2381.2341	
CO2-Xe2-129-132	7	4	3	7	3	4	2381.2336	2381.2347	
							Blend	2381.2348	-0.0013
CO2-Xe2-129-132	12	1	12	11	0	11	2381.2863	2381.2873	
CO2-Xe2-129-131	12	0	12	11	1	11	2381.2863	2381.2862	
CO2-Xe2-129-132	9	2	8	8	1	7	2381.2863	2381.2873	
CO2-Xe2-129-131	12	1	11	11	2	10	2381.2863	2381.2861	
CO2-Xe2-131-131	12	1	12	11	0	11	2381.2863	2381.2857	
CO2-Xe2-132-132	10	5	5	10	4	6	2381.2863	2381.2853	
CO2-Xe2-132-132	9	5	5	9	4	6	2381.2863	2381.2869	
CO2-Xe2-129-132	10	5	5	10	4	6	2381.2863	2381.2870	
CO2-Xe2-132-132	11	5	7	11	4	8	2381.2863	2381.2848	
CO2-Xe2-129-132	11	5	6	11	4	7	2381.2863	2381.2852	
							Blend	2381.2863	0.0000
CO2-Xe2-132-132	8	0	8	7	1	7	2381.1983	2381.1977	
CO2-Xe2-129-132	7	1	7	6	0	6	2381.1983	2381.1984	
CO2-Xe2-131-132	8	0	8	7	1	7	2381.1983	2381.1991	
CO2-Xe2-129-131	7	1	7	6	0	6	2381.1983	2381.1996	
CO2-Xe2-129-132	10	3	8	10	2	9	2381.1983	2381.1981	
CO2-Xe2-129-131	10	3	8	10	2	9	2381.1983	2381.1990	
CO2-Xe2-129-134	8	0	8	7	1	7	2381.1983	2381.1992	
CO2-Xe2-132-132	14	4	10	14	3	11	2381.1983	2381.1971	
CO2-Xe2-129-132	14	4	10	14	3	11	2381.1983	2381.1980	
CO2-Xe2-129-129	14	4	10	14	3	11	2381.1983	2381.1988	
							Blend	2381.1985	-0.0002
