

Phase Transitions in Learning and Earning under Price Protection Guarantee

Qing Feng

School of Operations Research and Information Engineering, Cornell University
qf48@cornell.edu

Ruihao Zhu

SC Johnson College of Business, Cornell University
ruihao.zhu@cornell.edu

Stefanus Jasin

Stephen M. Ross School of Business, University of Michigan
sjasin@umich.edu

Motivated by the prevalence of “price protection guarantee”, which allows a customer who purchased a product in the past to receive a refund from the seller during the so-called price protection period (typically defined as a certain time window after the purchase date) in case the seller decides to lower the price, we study the impact of such policy on the design of online learning algorithm for data-driven dynamic pricing with initially unknown customer demand. We consider a setting where a firm sells a product over a horizon of T time steps. For this setting, we characterize how the value of M , the length of price protection period, can affect the optimal regret of the learning process. We show that the optimal regret is $\tilde{\Theta}(\sqrt{T} + \min\{M, T^{2/3}\})$ by first establishing a fundamental impossible regime with novel regret lower bound instances. Then, we propose **LEAP**, a phased exploration type algorithm for Learning and Earning under Price Protection to match this lower bound up to logarithmic factors or even doubly logarithmic factors (when there are only two prices available to the seller). Our results reveal the surprising phase transitions of the optimal regret with respect to M . Specifically, when M is not too large, the optimal regret has no major difference when compared to that of the classic setting with no price protection guarantee. We also show that there exists an upper limit on how much the optimal regret can deteriorate when M grows large. Finally, we conduct extensive numerical experiments to show the benefit of **LEAP** over other heuristic methods for this problem.

Key words: dynamic pricing, online learning, price protection, exploration-exploitation tradeoff

1. Introduction

Rapid development of data science technologies have enabled the incorporation of data-driven decision-making into revenue management. Among others, one of the most successful and prevalent examples is online learning for data-driven dynamic pricing (Kleinberg and Leighton 2003, Harrison et al. 2012, Keskin and Zeevi 2014). In the classic formulation of this problem, there is a firm, hereafter referred to as the seller, who sells a single product to customers over a time horizon without knowing their response to different prices ahead. The seller aims at maximizing her expected total revenue, but she faces the exploration-exploitation (a.k.a. learning and earning) tradeoff: On the

one hand, she has to offer different prices to estimate the demand (response) of the customers; on the other hand, she also needs to choose the optimal price to maximize her expected total revenue. For this problem and many of its variants, many works in the literature have developed (nearly) optimal online learning algorithms to strike the right balance between exploration and exploitation (interested readers are referred to den Boer (2015) for a comprehensive survey). To date, companies from different industries, including e-commerce (Mehta et al. 2018), retailing (Bond 2022), and many others, have deployed data-driven dynamic pricing methods to gain more revenue.

In the traditional data-driven dynamic pricing literature, it is typically assumed that the seller can adjust the price as frequently as she wishes. In practice, however, as has been frequently reported (see, *e.g.*, Bondi et al. 2021, Sivakumar 2022), customers can find it frustrating and unfair if the price of a recently purchased product drops to a lower level shortly afterward. This can further cause negative reviews due to customer dissatisfaction and, even worse, customer alienation. Consequently, it becomes clear that directly applying data-driven dynamic pricing in its canonical form may not be beneficial in the long run (Mohammed 2012).

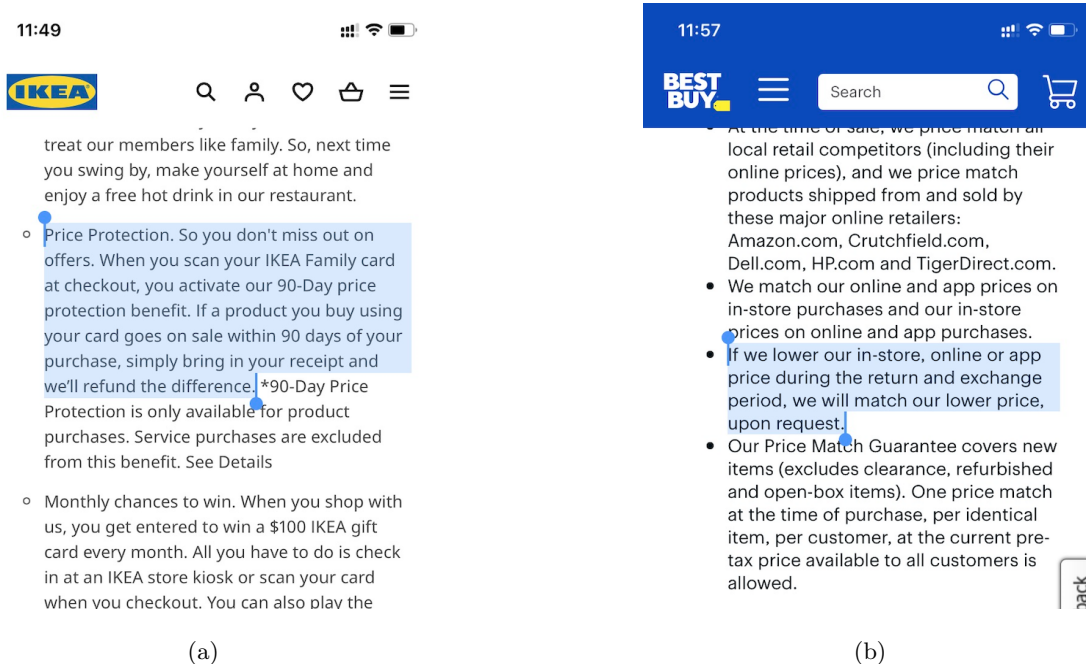


Figure 1 Price protection policies of two retailers

As a (partial) remedy for the inconvenience created by dynamic pricing, many companies have now implemented some forms of price protection guarantees (either explicitly or implicitly) for their products (see Figure 1 for some examples). In a nutshell, such price protection guarantee allows a customer who purchased a product in the past to receive a refund from the seller during the

so-called price protection period (typically defined as a certain time window after the purchase date) in case the seller decides to lower the price. Here, the amount of refund is equal to the difference between the price paid and the lowest price found within the price protection period. For example, in Figure 2, suppose for a certain period of time, the seller uses five different prices $p_5, p_4, p_3, p_2,$ and p_1 (in descending order), and the customer purchases the product at p_4 . Then, thanks to price protection, she will receive a refund of amount $p_4 - p_2$ so that her actual payment is p_2 , which is the lowest price found during the price protection period ^{1 2}.

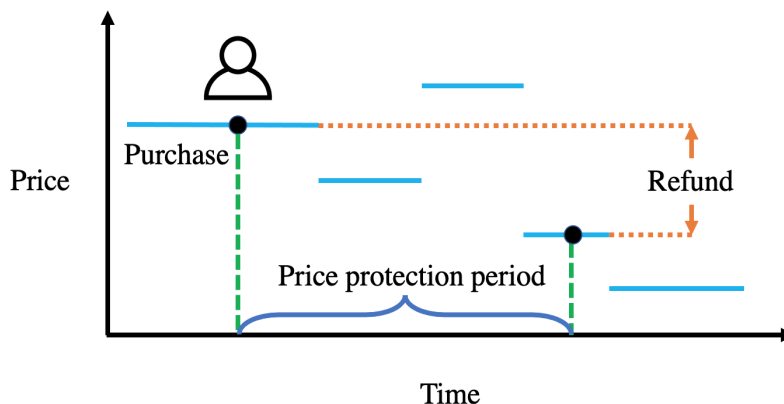


Figure 2 Toy example for price protection

1.1. Main Contributions

While price protection has now become one of the industry standards, its impact on data-driven dynamic pricing, especially on the corresponding online learning process, remains largely unexplored. In this paper, we provide an initial characterization of this effect.

Let T be the total number of time steps and M be the length of price protection period. Our results and contributions can be summarized as follows:

1. Due to the existence of price protection, directly applying classic approaches that ignores price protection such as Upper Confidence Bound (UCB) algorithm Auer et al. (2002b) and Thompson Sampling algorithm Agrawal and Goyal (2012) would suffer linear in T regret. We use both theoretical and numerical evidences to support this claim.

¹ We remark that although some companies only refund customers once during the price protection period while others allow multiple refunds if price drops further, we restrict our attention to the latter for brevity. Our forthcoming results, however, shall be mostly applicable to the former as well.

² If multiple price drops occur during the price protection period, one can assume that the customers receive the respective refunds all at once at the end of the price protection period. Alternatively, we could also assume that the customers receive refunds immediately after each price drop. Since the total amount of refunds are the same in both cases, we do not distinguish one from another throughout.

2. As such, we begin with the case where there are only two prices available to the seller. We show that the optimal regret is $\tilde{\Theta}(\sqrt{T} + \min\{M, T^{2/3}\})$ by first establishing a theoretical lower bound. Both of our lower bound instances and the proof techniques are different than traditional regret lower bounds (see the forthcoming Remark 3 for a detailed discussion). Next, we develop **LEAP**, a novel phased exploration algorithm for Learning and Earning under Price Protection to match this lower bound up to $O(\log \log(T))$ factors. To achieve this, **LEAP** creatively implements asynchronous price exploration and price elimination schedules. This mechanism allows us to simultaneously avoid excessive refunds and excessive selection of sub-optimal price (see the forthcoming Remark 5 for a detailed discussion). After we complete the analysis for the case with only two price points, we generalize our results to the case with multiple price points and establish the optimal (up to logarithmic factors) regret. We refer to Table 1 for a summary.

Number of prices	2	K
Regret lower bound	$\Omega\left(\sqrt{T} + \min\{M, T^{2/3}\}\right)$	$\Omega\left(\sqrt{KT} + \min\{M, K^{1/3}T^{2/3}\}\right)$
Regret upper bound	$O\left(\sqrt{T} + \min\{M \log \log(T), T^{2/3}\}\right)$	$\tilde{O}\left(\sqrt{KT} + \min\{M, K^{1/3}T^{2/3}\}\right)$

Table 1 Optimal regret of our problem

3. Importantly, our results reveal the surprising phase transitions of the optimal regret with respect to the length of price protection period M . Specifically, when $M \leq \sqrt{T}$, price protection has no major effect on the optimal regret when compared to the case without it. When $\sqrt{T} < M < T^{2/3}$, the optimal regret scales linearly with M while, when $M \geq T^{2/3}$, the optimal regret would remain at the level of $\tilde{\Theta}(T^{2/3})$, which serves as an upper limit on the deterioration caused to the optimal regret by price protection guarantee. As the value of M varies among different companies, our results is useful for informing the implementation of price protection policy in practice.
4. Finally, we conduct extensive numerical experiments to show that, by properly coordinating price protection and learning, our proposed algorithms are able to achieve significant improvement compared to other benchmark heuristic methods in our setting.

1.2. Related Work

In this section, we provide a detailed review of prior related studies. We start by reviewing existing works in online learning for classic dynamic pricing. Next, we discuss some connections between our setting and that of dynamic pricing in the face of strategic customers. Finally, we discuss existing works in the context of multi-armed bandits with limited adaptivity. Throughout, we will highlight the similarity and key differences between our work and prior works.

Online Learning for Dynamic Pricing: Online learning for dynamic pricing has been intensively studied in the literature, given its wide applications in retailing and e-commerce (den Boer 2015, Ferreira et al. 2016). Many papers have developed near-optimal algorithms for pricing a product over multiple time periods under various settings (see, *e.g.*, Kleinberg and Leighton 2003, Besbes and Zeevi 2009, Araman and Caldentey 2009, Farias and Van Roy 2010, Harrison et al. 2012, Broder and Rusmevichientong 2012, den Boer and Zwart 2014, Keskin and Zeevi 2014, Wang et al. 2014, Keskin and Zeevi 2016, Ferreira et al. 2018, Cohen et al. 2021, Chen and Gallego 2021, Wang et al. 2021, Cheung et al. 2021, Zhu and Zheng 2021, Bastani et al. 2022, Simchi-Levi et al. 2022, Bu et al. 2022). In recent years, there has also been increasing interests in dynamic pricing by taking into account exogenous and/or personalized features (see, *e.g.*, Qiang and Bayati 2016, Javanmard and Nazerzadeh 2019, Keskin et al. 2022, Ban and Keskin 2021, Chen et al. 2022b, Li and Zheng 2019). Different from the above classic works, we mainly focus on online learning for dynamic pricing under price protection.

Dynamic Pricing under Strategic Customers: Our work is closely related to the literature of dynamic pricing in the presence of strategic and patient customers. In the latter, it generally assumes that customers can observe prices throughout a certain period of time, and then purchase at the lowest price possible (see, *e.g.*, Feldman et al. 2016, Birge et al. 2021, Chen et al. 2022a, Zhang and Jasin 2022, and references therein). Prior works show that strategic and patient customers present extra challenge to the seller and may incur larger regret. For example, Birge et al. (2021) studies the markdown pricing problem of a firm that sells a product to a set of myopic and forward-looking customers. Birge et al. (2021) shows the seller’s revenue under demand model uncertainty and strategic customers depends crucially on how forward-looking the customers are. In particular, when the customers’ forward-looking behavior is exogenous and their memory is unbounded, the seller has to suffer a major revenue loss. The authors also characterize conditions under which the seller can achieve asymptotic optimality. Our setting differs from Birge et al. (2021) in several aspects. First, we study a frequentist setting where there is no prior belief over the customer demand models while Birge et al. (2021) studies a Bayesian setting where there is a prior over potential customer demand models. Also, Birge et al. (2021) considers the customers to be forward-looking and they are capable of predicting the future prices of the product. In contrast, our setting assumes the customers would make an instantaneous purchase decision, and then passively receive the refunds from the price protection guarantee. Finally, we do not impose the restriction that the seller can only mark down the price over time.

Feldman et al. (2016) shows in the adversarial setting (*i.e.*, customer demand may not follow a stationary distribution) that if customers can observe the prices for several time steps and wait for

the lowest price, then the optimal regret for the seller would become $\Theta(T^{2/3})$ instead of $\Theta(\sqrt{T})$ in classic dynamic pricing. Our setting is similar to Feldman et al. (2016) in that customers effectively also pay the lowest price within certain time duration. But we are critically different in that we consider a less pessimistic scenario where the random demand follows a stochastic distribution, and the oracle policy (when the demand distribution is known ahead) can be easily identified.

Zhang and Jasin (2022) studies the setting where customers are patient and are willing to wait for a few periods before deciding to leave the system without making any purchase. Specifically, each customer is endowed with a (potentially different) willingness to pay and willingness to wait, and a customer will buy the product at the first time the price is smaller than or equal to the customer’s willingness to pay. Zhang and Jasin (2022) develops several near-optimal cyclic pricing policy. They also show that standard learning algorithms that ignore patient customer behavior will suffer a significant loss in revenue. Our setting differs from Zhang and Jasin (2022) in at least one crucial component: Since Zhang and Jasin (2022) assumes that a customer will buy the product at the first time the price is smaller than or equal to the customer’s willingness to pay, this price may not be the smallest price within the time periods in which the customer is willing to wait. Moreover, unlike in their setting, the optimal pricing policy in our setting is not cyclic.

Multi-armed Bandits with Limited Adaptivity: From a technical point of view, our setting is related to multi-armed bandits with limited adaptivity (e.g., Gao et al. 2019, Simchi-Levi and Xu 2021, Rouyer et al. 2021). This is so because, in our setup, whenever there is a price decrease, the seller may have to refund the customers. This would implicitly refrain the seller from changing the price. In Simchi-Levi and Xu (2021) and Gao et al. (2019), the authors impose a restriction that the decision-maker (which is the seller in our setting) can only change her actions/policies (which is price in our setting) up to a pre-specified number of times. Simchi-Levi and Xu (2021) reveals an interesting phase transition behavior of the optimal regret w.r.t. the number of changes allowed. Moreover, both papers confirm that (doubly) logarithmic amount of adaptivity would be enough to attain the optimal regret. As a matter of fact, part of our optimal learning strategy to plan pricing in batches (*i.e.*, minimizing the number of price changes) is motivated by Simchi-Levi and Xu (2021) and Gao et al. (2019). However, different than this line of work, there is no explicit constraint on the number of price changes in our model. Instead, this constraint enters the play implicitly as a kind of regularization. It turns out that this difference leads to drastically different results, from algorithm design to the phase transitions of the optimal regret. We refer to Section 4.3 for more detailed discussions.

In Rouyer et al. (2021), the authors assume that a unit cost would be incurred whenever an action change takes place. Similar to Rouyer et al. (2021), the cost of price changes in our setting is

incorporated into the objective function as a regularization. In some sense, results for stochastic bandits with switching cost developed in Rouyer et al. (2021) can be viewed as a special case of our results with $M = 1$.

2. Problem Formulation

In this section, we introduce the notations that will be used throughout paper. In addition, we will also introduce the learning protocol for our problem.

2.1. Notations

We define $[n]$ to be the set $\{1, 2, \dots, n\}$ for any positive integer n . For $k \in [1, \infty]$, we use $\|x\|_k$ to denote the ℓ_k -norm of a vector $x \in \mathbb{R}^d$. We use $\log_a(\cdot)$ to denote the logarithm with base a . When a is left unspecified, this is the natural logarithm. We adopt the asymptotic notations $O(\cdot)$, $\Omega(\cdot)$, and $\Theta(\cdot)$ as defined in (Cormen et al. 2009). When logarithmic factors are omitted, we write them as $\tilde{O}(\cdot)$, $\tilde{\Omega}(\cdot)$, and $\tilde{\Theta}(\cdot)$. With some abuse, these notations are used when we try to avoid the clutter of writing out constants explicitly. The indicator variable is denoted as $\mathbf{1}[\cdot]$.

2.2. Model

Model Primitives: We consider a firm, hereafter referred to as the *seller*, that sells a single product over a horizon of T time steps. For each time step t , the seller must first set a price $p_{i_t} \in P = \{p_1, \dots, p_K\} \subseteq [0, 1]$ and then observes the i.i.d. customer demand $D_t(p_{i_t}) \in [0, 1]$. We let $\mu_k = \mathbb{E}[D_t(p_k)]$ be the *initially unknown* expected demand w.r.t. price $p_k \in P$. We use $\lambda_k = p_k \mu_k$ to denote the expected reward of offering price p_k for $k \in [K]$. For ease of exposition, we often refer to p_k as price k . To simplify notation, we define $D_t(p_i) \equiv 0$ for all $i \in [K]$ whenever $t \leq 0$ or $t > T$.

Price Protection Guarantee: Motivated by practice, we assume that the seller provides price protection guarantee for a total of M time steps. That is, even if a customer purchases the product in time step t at an initial price p_{i_t} , her final payment would be the minimum among the prices of this period and the M immediate next time periods, *i.e.*, $\min\{p_{i_t}, p_{i_{t+1}}, \dots, p_{i_{t+M}}\}$. In other words, she would be refunded the difference between p_{i_t} and the minimum of $p_{i_t}, \dots, p_{i_{t+M}}$.

Objective: Since the actual payment of a customer who arrives at time step t is $\min\{p_{i_t}, \dots, p_{i_{t+M}}\}$, the total revenue of the seller throughout the entire time horizon can be written as

$$\text{Revenue}(p_{i_1}, \dots, p_{i_T}) = \sum_{t=1}^T \min\{p_{i_t}, \dots, p_{i_{t+M}}\} D_t(p_{i_t}),$$

and the total refund throughout the horizon can be written as

$$\text{Refund}(p_{i_1}, \dots, p_{i_T}) = \sum_{t=1}^T (p_{i_t} - \min\{p_{i_t}, \dots, p_{i_{t+M}}\}) D_t(p_{i_t}).$$

It is also useful to think of revenue from an instantaneous point of view. At time step t , if the seller sets the price to p_{i_t} , then she will receive an instantaneous reward (*i.e.*, payment) of $p_{i_t}D_t(p_{i_t})$. At the same time, this decision may also incur refunds for customers arriving between time step $t - M$ to time step $t - 1$. Consider any time step s satisfying $t - M \leq s \leq t - 1$. By time the end of time step $t - 1$, the actual payment of the customer arriving at time period s is $\min\{p_{i_s}, \dots, p_{i_{t-1}}\}$. Therefore, if p_{i_t} is selected at time period t , the additional refund for the customer of time step s is $[\min_{w \in [s, t-1]} p_{i_w} - p_{i_t}]^+ D_t(p_{i_s})$. This means the *net* revenue at time period t for the seller when selecting p_{i_t} can be written as

$$\text{Revenue}_t(p_{i_t} | p_{i_{t-1}}, \dots, p_{i_{t-M}}) = p_{i_t} D_t(p_{i_t}) - \underbrace{\sum_{s=t-M}^{t-1} \left[\min_{w \in [s, t-1]} p_{i_w} - p_{i_t} \right]^+ D_t(p_{i_s})}_{\text{Refund}_t(p_{i_t} | p_{i_{t-1}}, \dots, p_{i_{t-M}})}. \quad (1)$$

We denote the second term, *i.e.*, the instantaneous refund, as $\text{Refund}_t(p_{i_t} | p_{i_{t-1}}, \dots, p_{i_{t-M}})$.

The objective of the seller is to maximize her expected cumulative revenue by following a possibly randomized *non-anticipatory* pricing policy $\pi = (\pi_1, \dots, \pi_T)$. Specifically, denoting $H_t = \{p_{i_s}, D_s(p_{i_s}), \text{Refund}_s\}_{s=1}^{t-1}$ as the history at time t , at each time step t , the seller follows $\pi_t : H_t \rightarrow P$ to pick a price p_{i_t} . We use the notion of expected *regret* to measure the performance of the seller. Specifically, regret is defined as the difference between the maximum expected cumulative revenue of the seller could attain should her knows all λ_k 's ahead (note that, in this case, the seller would follow a fixed price policy, see Remark 1 for more details) and the cumulative revenue of π , *i.e.*,

$$\text{Regret}(\pi) = T \max_{k \in [K]} \lambda_k - \mathbb{E}[\text{Revenue}(p_{i_1}, \dots, p_{i_T})]. \quad (2)$$

We point out that the regret in our setting shall depend on both M and T , but we avoid the explicit dependence for notational brevity.

Remark 1. *If there is no price protection, the optimal policy for a seller with full knowledge of all λ_k 's would be constantly selecting the price with the highest λ_k . If the seller follows the same policy in the case with price protection, she would still achieve the maximum expected revenue (*i.e.*, since no refund would be incurred). Hence, under price protection, the optimal policy is still constantly selecting the price with highest λ_k when all λ_k 's are known to the seller.*

Additional Notations: To facilitate our discussion, for any time step t , we will use $N_k(t)$ to denote the number of times that price k is selected up to the beginning of time step t , *i.e.*,

$$N_k(t) = \sum_{s=1}^{t-1} \mathbf{1}[i_s = k].$$

The corresponding empirical mean of λ_k up to the beginning of time step t is denoted as

$$\hat{\lambda}_k(t) = \frac{\sum_{s=1}^{t-1} \mathbf{1}[i_s = k] p_{i_s} D_s(p_{i_s})}{N_k(t)}.$$

2.3. Blooper Reel

In this section, to provide an initial, but concrete understanding of the challenges of data-driven dynamic pricing in the presence of price protection guarantee, we consider two celebrated dynamic pricing algorithms, the Upper Confidence Bound (UCB) algorithm (Auer et al. 2002b, Kleinberg and Leighton 2003) and the Thompson Sampling (TS) algorithm (Agrawal and Goyal 2012). It is well known that, in absence of the price protection mechanism, both the UCB and the TS algorithms are capable of attaining the minimax optimal regret (*i.e.*, $\tilde{O}(\sqrt{T})$) for the classic problem of dynamic pricing. Due to their proximity, it is tempting to apply the UCB and the Thompson Sampling algorithms to our problem. However, as we show below, a direct application of the UCB algorithm can result in linear regret even when the price protection period is small.

We first discuss the popular UCB algorithm introduced in Auer et al. (2002b): For each time step t , UCB selects the price p_k that maximizes the index $\hat{\lambda}_k(t) + \sqrt{\log(T)/N_k(t)}$, *i.e.*,

$$i_t = \arg \max_{k \in [K]} \hat{\lambda}_k(t) + \sqrt{\frac{\log(T)}{N_k(t)}}. \quad (3)$$

The following proposition tells us that the above UCB algorithm could incur $\Omega(T)$ regret even when the price protection period is small.

Proposition 1. *Suppose that $T \geq 10$, $M \geq 2$, and there are only two prices p_1, p_2 . Then, there exists a demand distribution such that UCB algorithm will incur $\Omega(T)$ regret.*

Proof Sketch. The complete proof of this proposition is given in Section A.1 of the Appendix. In a nutshell, we provide an instance of demand distributions such that if $N_1(t) > N_2(t)$, then UCB would pick p_2 as the difference between $\sqrt{\log(T)/N_2(t)}$ and $\sqrt{\log(T)/N_1(t)}$ (*i.e.*, the second terms in (3)) would dominate the difference between $\hat{\lambda}_1(t)$ and $\hat{\lambda}_2(t)$ (*i.e.*, the first terms in (3)) and vice versa. Consequently, UCB would alternate between p_1 and p_2 , which would incur $\Omega(T)$ regret (due to refund under price protection). \square

Remark 2 (Further Discussions on UCB). *In Section A.2 of the Appendix, we provide numerical examples to support the claim in Proposition 1. It is evident that the results in Proposition 1 can be easily generalized to more than two prices, *i.e.*, $K \geq 2$. Moreover, it turns out that the above findings can go beyond the canonical UCB. In Section A.3 of the Appendix, we provide further discussions on how even a general family of UCB algorithm can fail to provide meaningful performance guarantee under the price protection mechanism.*

We also use numerical examples to further demonstrate that both the UCB algorithm (Auer et al. 2002b) and the Thompson Sampling algorithm (Agrawal and Goyal 2012) incur linear regret due to the price protection mechanism. Specifically, we use the following instance. $K = 2$,

(i.e., there are only two prices), with $p_1 = 1/4$, $p_2 = 1$. The demand under the two prices are $D_t(p_1) \sim \text{Bernoulli}(2/3)$, $D_t(p_2) \sim \text{Bernoulli}(1/2)$. In this case, the expected reward of selecting p_1 and p_2 are $1/6$ and $1/2$, respectively. The time horizon T varies from 1000 to 20000 with a step size of 1000, and the length of price protection period is set to be $M = T/5$. For each T , we compute the expected regret by averaging over 10^4 iterations. The results are shown in Figure 3(a), and the portion of (expected) refund in (expected) regret under different T is shown in Figure 3(b). Typical sample paths of UCB and Thompson Sampling on this instance when $T = 2000$ are shown in Figure 3(c) and Figure 3(d).

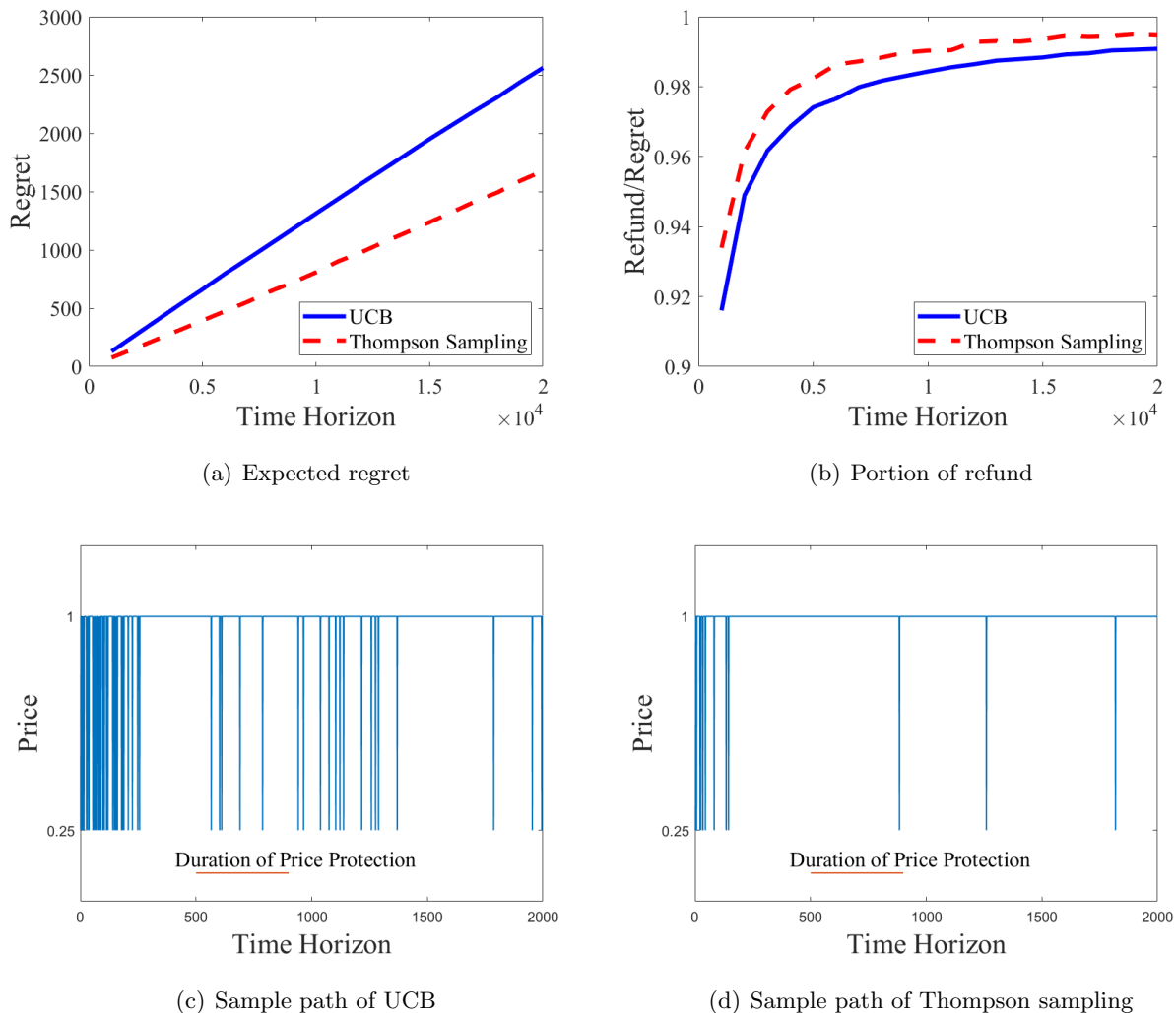


Figure 3 Numerical test of the UCB and the Thompson sampling under different T 's

From Figure 3(a), one can see that the expected regrets of the UCB and the Thompson Sampling algorithms scale linearly with T . Furthermore, one can see from Figure 3(b) that refund takes up

of more than 90% of regret throughout, which indicates that the majority of the regret comes from the refund under the price protection mechanism.

One reason that both UCB and Thompson Sampling incur linear regrets is as follows: Although both algorithms select p_2 more frequently, they do not completely eliminate the selection of p_1 . Whenever p_1 is selected, a major refund would be incurred. As can be seen from Figure 3(c) and Figure 3(d), selecting p_1 , especially when t gets large, would cause a refund for almost all M time steps before that. Since $M = \Theta(T)$, both UCB or Thompson sampling thus incur linear in T regret.

To this end, one might be curious if a simple modification of the UCB and the Thompson Sampling, which take the price protection mechanism into account, could resolve the issue. We conduct further numerical experiments in the forthcoming Section 5.1 to show that even a natural modification of either UCB or Thompson Sampling algorithm that takes into account refund would still incur linear regret.

3. Price Protection with Two Prices: A First Look

The above discussions show that the presence of price protection guarantee can dramatically change the landscape of the dynamic pricing problem from its classical form. Most importantly, directly applying existing algorithms designed for the setting without price protection guarantee to our setting can generate highly unsatisfactory performance.

In particular, the price protection guarantee creates an extra layer of difficulty to the dynamic pricing problem as any (unnecessary) decrease of price may result in undesirable loss of revenue. At the same time, in order to identify the optimal price, experimenting among different prices is indispensable Gao et al. (2019), Simchi-Levi and Xu (2021) (we refer the readers to the forthcoming Remark 4 and Section 4.3 for a comparison between the two settings).

To gain some preliminary insights on how to strike the right balance between exploration and exploitation, we begin with the case where there are only two candidate prices, *i.e.*, $K = 2$ and $P = \{p_1, p_2\}$. Without loss of generality, we assume that $p_1 < p_2$. In Section 3.1, we characterize a theoretical lower bound, which establishes a fundamental impossibility result for the special case with two prices. Next, we turn our attention to regret minimization. In Section 3.2, we propose LEAP, an algorithm for Learning and Earning under Price protection. LEAP is a phased exploration type algorithm that judiciously balances exploration, exploitation, and price adjustment (see the forthcoming Remark 4 for intuition on this design). In each phase, it explores both prices according to a pre-specified price exploration schedule, and it also has a M -dependent price elimination schedule. Specifically, when M is not too large (*i.e.*, $M \leq T^{2/3}$), these two schedules are asynchronous, *i.e.*, price elimination can happen in the middle of a phase of price exploration. This turns out to be beneficial in further reducing expected regret when compared to the synchronous design, and may

be of independent interest (see the forthcoming Remark 5 for a detailed discussion on this design). When M is large (*i.e.*, $M \geq T^{2/3}$), these two schedules are synchronous and LEAP becomes similar to the explore-then-commit algorithm (see, *e.g.*, chapter 6 of Lattimore and Szepesvári 2020), which could help to avoid excessive refund. In Section 3.3, we analyze the expected regret upper bound of LEAP, and compare its design against classic phased exploration algorithms for learning and earning (see, *e.g.*, Auer and Ortner 2010). Combining the above, our results indicate that the upper and lower bound match each other up to $O(\log \log(T))$ factor. Most surprisingly, under the two price case, the optimal regret for our problem exhibits different growing patterns w.r.t. different ranges of price protection period M , which we refer to as the phase transition phenomenon. We provide an in-depth discussion for this finding in Section 3.4.

3.1. Lower Bound

Below, we establish a theoretical lower bound, which presents a fundamental impossibility regime for our problem.

Theorem 1. *For any $T \geq M \geq 2$ and any non-anticipatory policy π , there exists $p_1, p_2 \in [0, 1]$ and the corresponding distributions of demand $D_t(p_1), D_t(p_2)$ such that the regret of π is $\Omega(\sqrt{T} + \min\{M, T^{2/3}\})$.*

Proof Sketch. The complete proof is provided in Section B of the Appendix. Depending on the value of M , we distinguish three different cases.

Case 1. $M \leq \sqrt{T}$: For this case, one can use the standard lower bound argument for multi-armed bandit (see, *e.g.*, Theorem 5.1 of Auer et al. 2002a) to show that the lower bound is $\Omega(\sqrt{T})$.

Case 2. $\sqrt{T} < M < T^{2/3}$: For this case, we assume the demand of p_1 is deterministic and known in advance, and we come up with two different choices of demand for p_2 . In instance 1, selecting p_2 would bring $\Theta(M^{-1/2})$ lower expected payment than selecting p_1 ; while in instance 2, selecting p_2 would bring $\Theta(M^{-1/2})$ higher expected payment than selecting p_1 .

As such, if a policy π selects p_2 for $o(M)$ times before some time period $T_1 (= T - M^{3/2}/2 + 1)$ such that, it would not be able to distinguish which instance is presented and suffers $\Omega(M)$ expected regret if instance 2 is presented; while if it selects p_2 for $\Omega(M)$ times before time period T_1 , then either the price protection guarantee or the avoidance of refund (*i.e.*, by not selecting p_1) during the last $T - T_1 = \Theta(M^{3/2})$ time steps would also incur $\Omega(M)$ expected regret if instance 1 is presented.

Case 3. $M \geq T^{2/3}$: The proof for this case is similar to that of Case 2 except that in instance 1, selecting p_2 would bring $\Theta(T^{-1/3})$ lower expected payment than selecting p_1 ; while in instance 2, selecting p_2 would bring $\Theta(T^{-1/3})$ higher expected payment than selecting p_1 .

As such, if a policy π selects p_2 for $o(T^{2/3})$ times before some time period $T_2 = (T/2 + 1)$, it would not be able to distinguish which instance is presented and suffers $\Omega(T^{2/3})$ expected regret

if instance 2 is presented; while if it selects p_2 for $\Omega(T^{2/3})$ before time period T_2 , then either the price protection mechanism or the avoidance of refund (*i.e.*, by not selecting p_1) during the last $T - T_2 = T/2$ time steps would also incur $\Omega(T^{2/3})$ expected regret if instance 1 is presented. \square

Remark 3 (Novelty of Our Regret Lower Bound). *Despite the connections between our setting and the standard multi-armed bandits, our lower bound proof is different from the classic lower bound proof for multi-armed bandits in a subtle, yet critical way. To see this more clearly, in both Case 2 and Case 3 above, we distinguish two different sub-cases based on the exact number of times p_2 is selected (*i.e.*, $N_2(t)$) instead of the expected number of times p_2 is selected (*i.e.*, $\mathbb{E}[N_2(t)]$), as in Theorem 5.1 of Auer et al. (2002a) or Theorem 15.2 of Lattimore and Szepesvári (2020). It turns out that this subtle difference is extremely important in making sure that the price protection guarantee can incur adequate refund. Otherwise, in Case 2 above, for instance, suppose a policy π only has $\mathbb{E}[N_2(T_1)] = \Theta(M)$. Even if it keeps selecting p_1 after time step T_1 , the expected regret incurred by the price protection guarantee could be as low as M^2/T_1 ($= o(M)$) (this happens if π is a policy such that $N_2(T_1 + 1) = T_1$ with probability M/T_1 ; while $N_2(T_1 + 1) = 0$ with probability $1 - M/T_1$). Associated with these are a set of carefully designed information-theoretic tools different from those in Auer et al. (2002a) and Lattimore and Szepesvári (2020). We refer interested readers to Section B.2 of the Appendix for a more involved discussion.*

3.2. Algorithm for Learning and Earning under Price Protection (LEAP)

In the previous discussions in Section 2.3, we can observe that ordinary learning and earning strategies cannot achieve meaningful regret guarantee because they do not take the price protection guarantee into account. To this end, we develop LEAP, which explores the two prices in phases (of possibly increasing length), and eliminates the under-performing price once its detected. The formal description of LEAP is provided in Algorithm 1. It follows different steps w.r.t. different values of M . We discuss the two cases $M < T^{2/3}$ and $M \geq T^{2/3}$ separately below.

Case 1. $M < T^{2/3}$

In this case, LEAP works in multiple phases. In each phase, if there is only one plausible price left, LEAP would simply select that price; otherwise, if neither of the two prices is eliminated, LEAP would select p_1 and p_2 for equal number of times. The price with higher empirical mean reward would be selected first. Then, whenever a certain amount of demand data associated with each price is collected, it performs a statistical test to see if the averaged reward of one price significantly exceeds that of the other price. If that is the case, LEAP would eliminate the under-performing price, and stay with the other for the rest of the time. We remark that different than existing phased exploration type algorithms (see, *e.g.*, Auer and Ortner 2010, Gao et al. 2019), the statistical test

Algorithm 1 Algorithm for Learning and Earning under Price Protection (LEAP)

Input: Price set $P = \{p_1, p_2\}$, time horizon T , price protection period M .
Initialization: $a \leftarrow e\sqrt{T}$, $B \leftarrow \lceil \log_2 \log(T) \rceil$, $L \leftarrow \lfloor \log_2(T/e)/2 \rfloor$, $u_b \leftarrow a^{2^{-2^{1-b}}} \forall b \in [B]$, $t_b \leftarrow \min\{T, \lceil u_b \rceil\} \forall b \in [B]$, $\tilde{\Delta}_l \leftarrow 2^{-l}$, $n_l \leftarrow \lceil 2 \log(T\tilde{\Delta}_l^2)/\tilde{\Delta}_l^2 \rceil$, $N \leftarrow \lceil T^{2/3} \rceil$
if $M < T^{2/3}$ **then**
 for Phase $b = 1, \dots, B$ **do**
 if neither price is eliminated **then**
 Select each of them for $(t_b - t_{b-1})/2$ times, starting with price $\arg \max_k \hat{\lambda}_k(t_{b-1} + 1)$
 if $N_1(t), N_2(t) \geq n_l$ for the first time **then**
 if $\hat{\lambda}_{\max}(t) - \hat{\lambda}_k(t) > \sqrt{2 \log(T\tilde{\Delta}_l^2)/n_l}$ for some price k **then**
 Eliminate price k , and select the remaining price for the rest of this phase
 end if
 end if
 else
 Select the remaining price
 end if
 end for
else
 Select p_1 and p_2 for N times, compute $\hat{\lambda}_1(2N + 1)$ and $\hat{\lambda}_2(2N + 1)$, and select price $\arg \max_k \hat{\lambda}_k(2N + 1)$ for the rest of the time
end if

of LEAP can be done throughout each phase instead of only at the end of a phase, and there could possibly be multiple tests in each phase (see the forthcoming Remark 5 for a discussion on this).

Specifically, LEAP maintains two sequences of time steps, the first one keeps track of the different phases of LEAP. The second keeps track of the time steps when statistical tests would be performed. We begin with the sequence that determines the phases of LEAP. Let $a = e\sqrt{T}$ and $B = \lceil \log_2 \log(T) \rceil$, we define the following quantities $\{u_b, t_b\}_{b=0}^B$:

$$u_0 = 1, t_0 = 0, u_b = a\sqrt{u_{b-1}} \left(= a^{2^{-2^{1-b}}} \right), t_b = \min\{T, \lceil u_b \rceil\} \quad \forall b = 1, \dots, B. \quad (4)$$

We remark that the definitions in (4) follows from Gao et al. (2019). With this, each phase begins at time step $t_{b-1} + 1$ and ends at time step t_b . The algorithm begins by viewing both p_1 and p_2 as plausible prices. In each phase b , if none of p_1 and p_2 is removed, LEAP would first select the price with higher empirical mean reward, computed with data from all previous phases, *i.e.*,

$$\arg \max_{k \in \{1, 2\}} \hat{\lambda}_k(t_{b-1} + 1),$$

for half of the phase, and then select the other price.

For the sequence of time steps when statistical tests are done, we use $L = \lfloor \log_2(T/e)/2 \rfloor$ and

$$\tilde{\Delta}_l = 2^{-l}, n_l = \left\lceil \frac{2 \log(T\tilde{\Delta}_l^2)}{\tilde{\Delta}_l^2} \right\rceil \quad \forall l = 1, 2, \dots, L. \quad (5)$$

We remark that the definitions in (5) follows from Auer and Ortner (2010). For $l = 1, 2, \dots$, whenever both $N_1(t)$ and $N_2(t)$ arrives at n_l , LEAP would first compute $\hat{\lambda}_1(t)$ and $\hat{\lambda}_2(t)$, respectively. Then, the statistical test states that if

$$\hat{\lambda}_{\max}(t) - \hat{\lambda}_k(t) > \sqrt{\frac{2 \log(T \tilde{\Delta}_l^2)}{n_l}} \quad (6)$$

holds for either $k = 1$ or $k = 2$, the corresponding price would be removed and LEAP would stay with the other price for the rest of the time horizon.

Case 2. $M \geq T^{2/3}$

In this case, if we continue to follow the design for the case when $M < T^{2/3}$, the expected regret incurred by the refund would be overwhelming due to the relatively large price protection period. Therefore, LEAP would simply select each price for $N = \lceil T^{2/3} \rceil$ number of times (first p_1 and then p_2) and then selects the price with larger empirical mean reward for the rest of the time, *i.e.*,

$$i_t = \begin{cases} 1 & \text{when } t \leq N; \\ 2 & \text{when } N < t \leq 2N; \\ \arg \max_k \hat{\lambda}_k(2N+1) & \text{when } 2N < t. \end{cases}$$

3.3. Regret Analysis and Design Rationale

In this section, we analyze the performance of LEAP, and provide the design rationale as well as a detailed comparison between LEAP and existing phased exploration algorithms. We begin with the case where $M < T^{2/3}$.

Proposition 2. *When $M < T^{2/3}$, the expected regret of LEAP is $O(\sqrt{T} + M \log \log(T))$.*

Proof Sketch. The complete proof of this Proposition is provided in Section C.

We first note that by virtue of LEAP, there are at most $B = \log_2 \log(T)$ many times of selecting p_1 after p_2 . Therefore, the price protection guarantee would incur at most $O(M \log \log(T))$ regret.

To proceed, we assume w.l.o.g. that p_1 is the optimal price, *i.e.*, $\lambda_1 \geq \lambda_2$, and denote $\Delta = \lambda_1 - \lambda_2$, as the difference in expected reward between the two prices. We consider the case where $\Delta \geq \gamma$ for some $\gamma \geq \sqrt{e/T}$ whose value is to be specified (see Theorem 3.1 of Auer and Ortner 2010) as when $\Delta < \gamma$, the expected regret is at most $T\Delta \leq T\gamma$ (excluding regret from price protection).

Let l^* be the smallest l such that $\tilde{\Delta}_l < \Delta/2$ and t^* be the first time step where both $N_1(t)$ and $N_2(t)$ exceeds n_{l^*} . We remark that t^* can be much larger than $2n_{l^*}$ due to the exploration schedule is implemented based on t_b 's. Moving forward, we consider two different cases, depending on whether either price is removed before the beginning of time step t^* .

Similar to the proof of Theorem 3.1 in Auer and Ortner (2010), defining $t^{(l)}$ as the first time step when both $N_1(t)$ and $N_2(t)$ are at least n_l , by standard concentration of measure arguments

(*e.g.*, Hoeffding's inequality), $\hat{\lambda}_k(t^{(l)})$ and λ_k would be at most $\sqrt{\log(T\tilde{\Delta}_l^2)/2n_l}$ apart from each other for both $k \in \{1, 2\}$ with probability at least $1 - O(T/\Delta^2)$. One can thus establish that p_1 is unlikely to be eliminated while p_2 is very likely to be eliminated after time step t^* (as $\sqrt{\log(T\tilde{\Delta}_{l^*}^2)/2n_{l^*}} < \tilde{\Delta}_{l^*}/4 \leq \Delta/4$ by definition of l^*). Therefore, the expected regret incurred by mistakenly eliminating p_1 or not eliminating p_2 after time step t^* is at most $O(1/\Delta)$ (note that the regret is at most $T\Delta$ excluding refund).

Different than the proof of Theorem 3.1 in Auer and Ortner (2010), however, the analysis for expected regret incurred by properly eliminating p_2 before time t^* can be dramatically different. This is because, t^* , the first time step when $N_k(t) \geq n_{l^*}$ holds for both $k \in \{1, 2\}$, can be much larger than $2n_{l^*}$ due to the asynchronous price exploration and price elimination schedules (see the forthcoming Remark 5 for a discussion on the benefit of this design).

To this end, we let b^* be the first phase such that $t_b \geq 2n_{l^*}$, which means $t^* \in [t_{b^*-1} + 1, t_{b^*}]$. Suppose p_2 is eliminated before phase b^* , we must have that until the end of phase $b^* - 1$, p_2 is selected by at most $2n_{l^*}$ times, and would incur an expected regret of order $O(\log(T\Delta^2)/\Delta)$. Suppose p_2 is eliminated during phase b^* , we note that in phase b^* , if p_2 is selected first in phase b^* , it would be selected for at most $t_{b^*}/2$ times; Otherwise, it would be selected for at most n_{l^*} times. By our design of LEAP, it can be shown that the probability that p_2 would be selected first during phase b^* is at most $O(1/(\Delta\sqrt{t_{b^*-1}}))$. Putting these together, we could see that the expected regret under this case is at most $O(\sqrt{T} + \log(T\Delta^2)/\Delta)$, where we utilize the definition of t_b 's in (4) and hence $t_b/\sqrt{t_{b-1}} = O(\sqrt{T})$.

Altogether, the expected regret (excluding refund from price protection) of LEAP is of order

$$O\left(T\Delta\mathbf{1}[\Delta \leq \gamma] + \left(\sqrt{T} + \frac{1 + \log(T\Delta^2)}{\Delta}\right)\mathbf{1}[\Delta \geq \gamma]\right).$$

By setting $\gamma = \Theta(1/\sqrt{T})$, the expected regret (excluding refund from price protection) is at most $O(\sqrt{T})$. The statement follows by further incorporating the expected regret from the refund. \square

We now turn our attention to the case when $M \geq T^{2/3}$.

Proposition 3. *When $M \geq T^{2/3}$, the expected regret of LEAP is $O(T^{2/3})$.*

The complete proof of this proposition is provided in Section D. We point out that in this proposition, we save a $O(\log_e(T))$ factor when compared to the conventional results (see, *e.g.*, section 1.2 of Slivkins 2019) by avoiding a direct application of the Hoeffding's inequality. Combining the above, we have the following theorem regarding the regret upper bound of LEAP.

Theorem 2. *The expected regret of LEAP is $O(\sqrt{T} + \min\{M \log \log(T), T^{2/3}\})$.*

This theorem follows immediately from Proposition 2 and Proposition 3.

Remark 4 (On Phased Exploration Design). *The phased exploration design of LEAP is indeed quite natural. As one can clearly see, whenever there is a price drop from p_2 to p_1 , refund can be incurred due to the price protection guarantee. This prompts us to consider limiting the price changes. As shown in Gao et al. (2019), Simchi-Levi and Xu (2021), phased exploration algorithms are able to provide nearly optimal performance when the number of policy updates and/or action changes are limited, we thus follow a similar design for LEAP.*

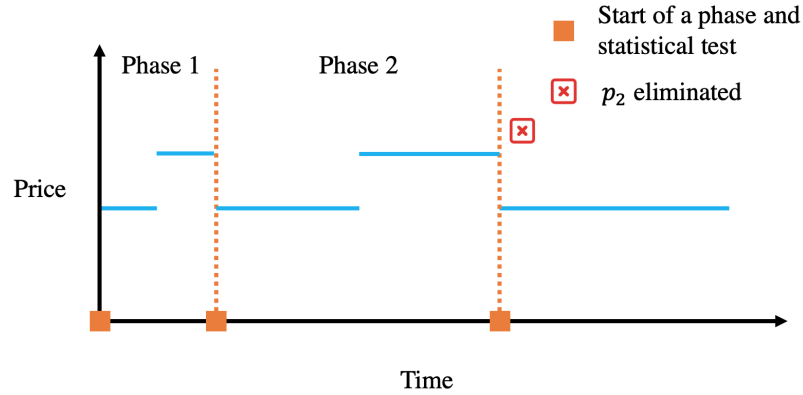
Remark 5 (The Benefit of Asynchronous Design ($M < T^{2/3}$)). *Phased exploration algorithms have been widely used in the multi-armed bandits literature. Nevertheless, almost all existing phased exploration algorithms consider exclusively synchronous exploration and elimination schedules, i.e., elimination could only take place at the end of a phase. Among others, Auer and Ortner (2010) considers an exponentially growing exploration schedule, i.e., t_b 's would be defined similar to n_i in (5) and there are $\Theta(\log(T))$ phases. When $M < T^{2/3}$, directly applying their algorithm to our setting would result in an expected regret of order $O(\sqrt{T} + M \log(T))$. On the other hand, Gao et al. (2019) considers a double exponentially growing exploration schedule, i.e., t_b 's would be defined as in (4) and there are $\Theta(\log \log(T))$ phases. Hence, directly applying their algorithm to our setting would result in an expected regret of order $O(\sqrt{T} \log(T) + M \log \log(T))$. The degradation from \sqrt{T} to $\sqrt{T} \log(T)$ in the first term is due to the fact that, Gao et al. (2019) aims at minimizing policy adaptivity (i.e., number of policy updates), and hence, a sub-optimal price may be retained for a long period of time even when it is detected (because elimination only takes place at the end of a phase). In return, with exponentially fewer number of phases, Gao et al. (2019) reduces the amount of refund from $O(M \log(T))$ to $O(M \log \log(T))$.*

As such, one would prefer Auer and Ortner (2010) when $M < \sqrt{T}$ while Gao et al. (2019) when $\sqrt{T} \leq M < T^{2/3}$, and the expected regret of this mixture is

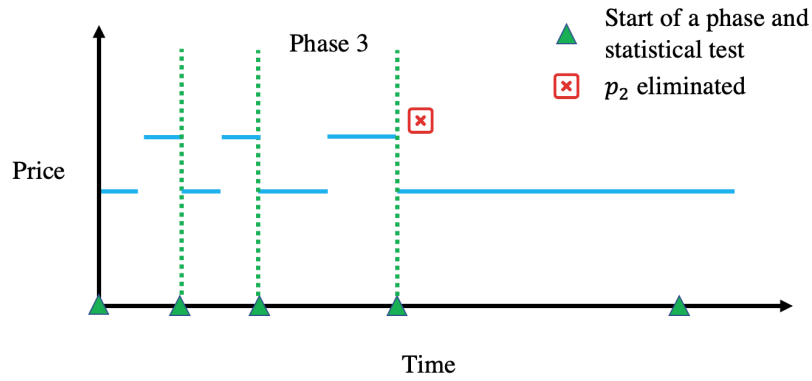
$$\begin{cases} O(\sqrt{T}) & \text{when } M < \sqrt{T}; \\ O(\sqrt{T} \log(T)) & \text{when } M = \sqrt{T}; \\ O(M \log \log(T)) & \text{when } \sqrt{T} < M < T^{2/3}. \end{cases}$$

It is thus interesting to see if one can acquire the same (or even improved) guarantee with an one-size-fit-all algorithm. In the above, LEAP provides an affirmative answer, and it enjoys an improved regret bound when $M = \sqrt{T}$. As pointed out in the sketched proof of Proposition 2, this is critically made possible by following the exploration schedule of Gao et al. (2019) while elimination schedule of Auer and Ortner (2010). With these, the asynchronous design of LEAP can simultaneously ensure that it only has $\Theta(\log \log(T))$ phases while the sub-optimal price is eliminated in time.

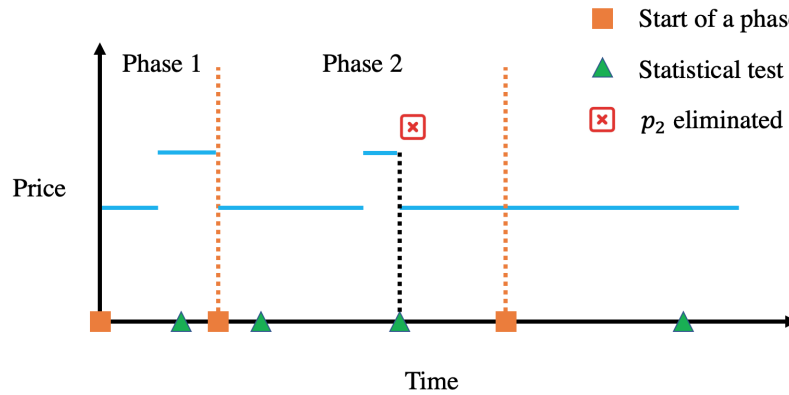
We refer to Figure 4 for a conceptual comparison of the three synchronous versus asynchronous designs. There, we assume that p_1 is the optimal price.



(a) Gao et al. (2019) has low refund, but does not eliminate p_2 promptly



(b) Auer and Ortner (2010) eliminates p_2 promptly but with larger refund



(c) LEAP ensures p_2 is eliminated promptly while enjoying low refund

Figure 4 Different phased exploration algorithms

3.4. Phase Transitions and Discussions

In this section, we discuss an important implication of Theorem 1 and Theorem 2. By comparing the results of these two theorems, one can easily verify that the regret upper bound $O((\sqrt{T} + \min\{M \log \log(T), T^{2/3}\}))$ achieved by LEAP, after ignoring the $O(\log \log(T))$ factor, is unimprovable within all non-anticipatory pricing strategies. Motivated by this observation, we define the optimal

(worst case) regret $R^*(T, M)$ as

$$R^*(T, M) = \inf_{\pi} \sup_{\lambda_1, \lambda_2 \in [0, 1]} \text{Regret}(\pi). \quad (7)$$

Hence, $R^*(T, M)$ can be interpreted as the statistical complexity of the pricing problem under price protection guarantee when there are only two prices, in a sense that no admissible pricing strategy can perform uniformly better than this rate over all possible instances. We state a corollary.

Corollary 1. *The optimal regret defined in (7) for the two price case is*

$$R^*(T, M) = \tilde{\Theta}(\sqrt{T} + \min\{M, T^{2/3}\}).$$

From Corollary 1, one can clearly see that the increasing patterns of the optimal regret rate are different when the price protection period belongs to different ranges. As the price protection period M increases, the optimal regret first remains at the level of $\Theta(\sqrt{T})$ when $M < \sqrt{T}$, and then gradually increases to $\tilde{\Theta}(M)$ when $\sqrt{T} \leq M < T^{2/3}$, and finally reaches the level of $\tilde{\Theta}(T^{2/3})$ when $M \geq T^{2/3}$. This is depicted in Figure 5. One can see that there are three distinct ranges of M , *i.e.*, $M < \sqrt{T}$, $\sqrt{T} \leq M < T^{2/3}$, and $M \geq T^{2/3}$, referred to as three *phases*, and the optimal regret shows different property in each phase. We refer to the transitions between the regret-increasing transitions in different phases as *phase transitions*.

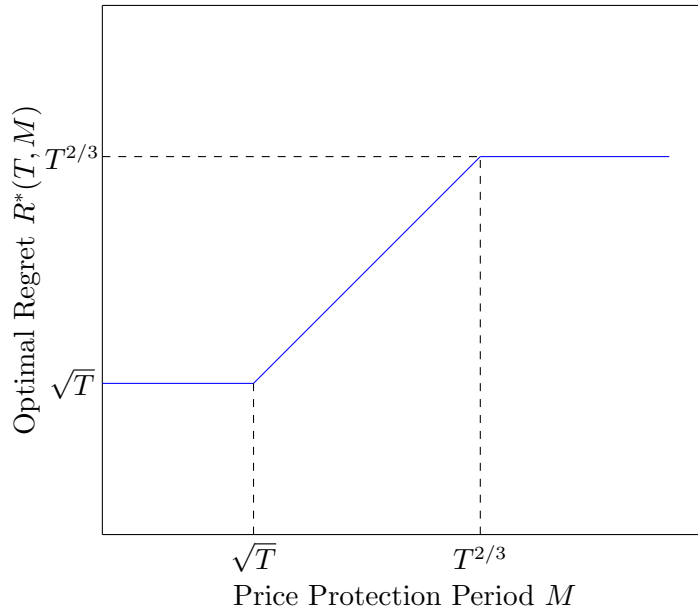


Figure 5 Phase Transitions with Different Price Protection Period M

We also remark that, with some slight modifications to the proofs, all the results presented in Theorems 1 and 2 continue to hold in the asymptotic regime where the relationship between M

and T are depicted by asymptotic notations rather than precise inequality signs, *i.e.* letting $A \lesssim B$ be $A = O(B)$, we have:

$$R^*(T, M) = \begin{cases} \tilde{\Theta}(\sqrt{T}) & \text{when } M \lesssim \sqrt{T} \\ \tilde{\Theta}(M) & \text{when } \sqrt{T} \lesssim M \lesssim T^{2/3} \\ \Theta(T^{2/3}) & \text{when } T^{2/3} \lesssim M, \end{cases}$$

Interestingly, the above findings indicate that when $M \lesssim \sqrt{T}$, the presence of price protection guarantee has virtually no significant impact to the statistical complexity of data-driven dynamic pricing problem; while when $\sqrt{T} \lesssim M$, the statistical complexity of the problem starts to increase due to the price protection guarantee. Critically, the complexity of the problem will never exceed $\Theta(T^{2/3})$ even if M becomes very large. As pointed out in Section 1, different companies may set different length of price protection period, our results thus provide a thorough and complete characterization of how the presence of price protection guarantee can impact the statistical complexity of the dynamic pricing problem.

4. General Learning and Earning under Price Protection

In this section, we extend our findings to the general case where there could be K (≥ 2) prices. We first establish the lower bound for this general case in Section 4.1. Then, in Section 4.2, we present a new algorithm LEAP++, which achieves this lower bound up to logarithmic factors. Finally, in Section 4.3, we provide further discussions of the results.

4.1. Lower Bound

In this section, we present a lower bound for the general case. The lower bound shares a similar spirit as that in Theorem 1.

Theorem 3. *For any T, K, M satisfying $2 \leq K < M \leq T$ and any non-anticipatory policy π , there exists $P = \{p_1, p_2, \dots, p_K\} \subset [0, 1]$ and the corresponding distributions of demand $D_t(p_1), D_t(p_2), \dots, D_t(p_K)$ such that the regret of π is $\Omega(\sqrt{KT} + \min\{M, K^{1/3}T^{2/3}\})$.*

The complete proof of this result follows the same spirit as that of Theorem 1, and it is provided in Section E of the Appendix.

4.2. Generalized Algorithm for Learning and Earning under Price Protection (LEAP++)

In this section, we propose LEAP++, an algorithm for the general problem of learning and earning in the presence of price protection guarantee. Below, we first present a generic template of LEAP++. The precise algorithm would be instantiated by different sub-algorithm(s) \mathcal{A} , depending on the relationship between M, K and T .

Similar to our algorithm for the two price setting in Section 3.2, all sub-algorithms \mathcal{A} considered here would enjoy a phased exploration nature, which would dynamically maintain the set of plausible prices. During each phase, \mathcal{A} would uniformly explore each plausible prices (starting from the lowest price to the highest, to avoid excessive refund). At the end of a phase, prices that are deemed to be sub-optimal with high probability (via a statistical test) would be eliminated. This procedure iterates until the end of the time horizon.

Different sub-algorithms \mathcal{A} might have different price exploration and price elimination schedules. Specifically, each sub-algorithm \mathcal{A} would choose a sequence of time steps $t_0 (=0)$, $t_1, \dots, t_{B_{\mathcal{A}}} (=T)$, where phase $b (=1, \dots, B_{\mathcal{A}})$ would begin at time step $t_{b-1} + 1$, and ends at time step t_b . The set of plausible prices at the beginning of each phase b is denoted as P_b with $P_1 = P$, representing that every price is plausible at the beginning. During phase b , all the prices in P_b would be selected for equal number of times in the ascending value order. At the end of phase b , a statistical test $\text{Test}_{\mathcal{A}, b} : P \rightarrow P$ that depends on the algorithm and all available historical information (the dependence on which is omitted) will be performed. All the prices that are sub-optimal with high probability would be eliminated, and the remaining would constitute P_{b+1} . A formal description of this framework is presented in Algorithm 2.

Remark 6 (Exploration Schedule). *We point out that in some cases, t_b may be chosen adaptively, i.e., depending on P_b (see, e.g., Auer and Ortner (2010)). In this case, LEAP++ would not pre-specify the sequence t_b 's. Instead, it would determine this on the fly. As such, in Algorithm 2, t_b 's are not defined in the initialization step, but are computed at the beginning of each phase.*

Algorithm 2 Generalized Algorithm for Learning and Learning under Price Protection (LEAP++)

Input: Sub-algorithm \mathcal{A} , price set P , time horizon T , price protection period M .
Initialization: $P_1 \leftarrow P$
for Phase $b = 1, \dots, B_{\mathcal{A}}$ **do**
 Determine t_b , the last time step of phase b
 Select each price in P_b for equally many times in ascending value order during time steps $t_{b-1} + 1, \dots, t_b$. Provide potential refund to the customers simultaneously
 Compute the set of plausible price for the next phase: $P_{b+1} \leftarrow \text{Test}_{\mathcal{A}, b}(P_b)$
end for

To see an intuition of our design, we present a result that could convert the regret of \mathcal{A} when no price protection guarantee is offered to the regret of \mathcal{A} when there is price protection guarantee. Defining $\text{Regret}'(\mathcal{A}) = T \max_{k \in [K]} \lambda_k - \sum_{t=1}^T \lambda_{i_t}$ as the expected regret of \mathcal{A} when no price protection guarantee is offered and p_{i_t} is selected according to \mathcal{A} , we have the following proposition.

Proposition 4. *Suppose the price protection period is M , for any phased exploration algorithm \mathcal{A} that follows the template in Algorithm 2, we have*

$$\text{Regret}(\mathcal{A}) = \text{Regret}'(\mathcal{A}) + O(MB_{\mathcal{A}}).$$

The proof of this proposition follows immediately from the design of \mathcal{A} , i.e., since refund could only happen when we switch from phase $b-1$ and enter the new phase b , and since there are at most $B_{\mathcal{A}}-1$ switches with each such switch incurring at most $O(M)$ refund.

In what follows, we instantiate LEAP++ with different sub-algorithms \mathcal{A} for different value of M , and establish the corresponding upper bound for expected regret.

Case 1. $M \leq \sqrt{KT}$

In this case, LEAP++ adopts the phased exploration version of the UCB algorithm discussed in Auer and Ortner (2010). We set the length of phase b as

$$n'_b = (\lceil 2^{2b+1} \log(2^{-2b}T) \rceil - \lceil 2^{2b-1} \log(2^{-2b+2}T) \rceil) |P_b|,$$

i.e., all remaining prices are selected $\lceil 2^{2b+1} \log(2^{-2b}T) \rceil$ times at the end of phase b . The time step t_b is thus defined as

$$t_b = \min \left\{ \sum_{m=1}^b n'_m, T \right\},$$

and with some abuse of notations, the statistical test at the end of each phase b , which also outputs the remaining price for next phase, is defined as

$$P_{b+1} = \text{Test}_{\mathcal{A},b}(P_b) = \left\{ i \in P_b : \hat{\lambda}_i(t_b+1) + \sqrt{\frac{\log(2^{-2b}T)}{2N_i(t_b+1)}} \geq \max_{j \in P_b} \hat{\lambda}_j(t_b+1) - \sqrt{\frac{\log(2^{-2b}T)}{2N_j(t_b+1)}} \right\}.$$

Case 2. $\sqrt{KT} < M < K^{1/3}T^{2/3}$

In this case, LEAP++ adopts the batched multi-armed bandit algorithm discussed in Gao et al. (2019). We set $t_b = \min\{\lceil (\sqrt{eT})^{2-2^{-b}} \rceil, T\}$, and the statistical test at the end of each phase b is defined as

$$P_{b+1} = \text{Test}_{\mathcal{A},b}(P_b) = \left\{ i \in P : \hat{\lambda}_i(t_b+1) + \sqrt{\frac{\log(KT)}{48N_i(t_b+1)}} \geq \max_{j \in P_b} \hat{\lambda}_j(t_b+1) - \sqrt{\frac{\log(KT)}{48N_j(t_b+1)}} \right\}.$$

Case 3. $M \geq K^{1/3}T^{2/3}$

In this case, LEAP++ adopts the explore-then-commit algorithm discussed in section 6 of Lattimore and Szepesvári (2020). We set $t_1 = K \lceil K^{-2/3}T^{2/3} \rceil$, $t_2 = T$, and

$$\text{Test}_{\mathcal{A},1} = \left\{ \arg \max_{i \in [K]} \hat{\lambda}_i(t_1+1) \right\}.$$

In other words, LEAP++ first selects each price $\lceil K^{-2/3}T^{2/3} \rceil$ times. Then, it chooses the price with the highest empirical mean reward throughout the rest of the time periods.

The following theorem gives us the regret upper bound of LEAP++.

Theorem 4. *For any T, K, M , the upper bound of LEAP++ is $\tilde{O}(\sqrt{KT} + \min\{M, K^{1/3}T^{2/3}\})$.*

This theorem makes use of the results from Auer and Ortner (2010), Gao et al. (2019) and Proposition 4, and its complete proof is provided in Section F.

Remark 7 (On the Sub-Algorithms for Case 1 and Case 2). *Our decision to apply different algorithms for Case 1 and Case 2 is purely for the purpose of optimizing the logarithmic factors in the regret upper bound (as previously discussed in Remark 5). One can definitely combine these two cases by applying the same algorithm (e.g., either using the phased exploration version of the UCB algorithm discussed in Auer and Ortner (2010) or the batched multi-armed bandit algorithm discussed in Gao et al. (2019)), and the regret upper bound stated in Theorem 4 still holds.*

4.3. Additional Discussions

Combining Theorem 3 and Theorem 4, one can verify that the regret upper bound $\tilde{O}(\sqrt{KT} + \min\{M, K^{1/3}T^{2/3}\})$ achieved by LEAP++, after ignoring the logarithmic factors, is unimprovable within all non-anticipatory pricing strategies. Similar to Section 3.4, we define the optimal (worst case) regret $R^*(T, M, K)$ as

$$R^*(T, M, K) = \inf_{\pi} \sup_{\{\lambda_k\}_{k=1}^K \subset [0,1]} \text{Regret}(\pi). \quad (8)$$

Here, $R^*(T, M)$ measures the statistical complexity of the general learning and earning problem under price protection. We also have the following corollary

Corollary 2. *The optimal regret defined in (8) is*

$$R^*(T, M, K) = \tilde{\Theta}(\sqrt{KT} + \min\{M, K^{1/3}T^{2/3}\}).$$

From Corollary 2, one can see that the optimal regret rate also exhibits three phases. As the price protection period M increases, the optimal regret first remains at the level of $\tilde{\Theta}(\sqrt{KT})$ when $M < \sqrt{KT}$, then gradually increases according to $\tilde{\Theta}(M)$ when $\sqrt{KT} \leq M < K^{1/3}T^{2/3}$, and finally reaches the level of $\tilde{\Theta}(K^{1/3}T^{2/3})$ when $M \geq K^{1/3}T^{2/3}$. All these results could also be extended to the asymptotic regimes (in terms of M and T).

Further Comparisons with Bandits with Limited Adaptivity: With all the above discussions, it is clear that our setting is related to the setting of bandits with limited adaptivity (e.g., Gao et al. 2019, Simchi-Levi and Xu 2021). In what follows, we provide a detailed comparisons between

the two settings in terms of modeling, phase transitions of the optimal regret, and algorithm design.

- **Modeling:** From the modeling perspective, bandits with limited adaptivity imposes a hard constraint on the amount of adaptivity (*e.g.*, number of policy updates or action changes) for the decision-maker, and she is not allowed to violate this constraint. Different than theirs, a price drop in our setting would result in a M -dependent cost, which means price protection is closer to a soft constraint. In other words, the seller is allowed to change the price arbitrarily, but with the cost of a potential refund. We also emphasize that, in our setting, only price decrease may incur refund and price increase would not. In contrast, in bandits with limited adaptivity, any change of action or policy would contribute to the adaptivity constraint.
- **Phase Transitions of Optimal Regret:** The above difference turns out to significantly change the landscape of the problem as we have already shown in the regret upper and lower bounds. In particular, our setting only exhibits three phases in the optimal regret as M grows. In contrast, in bandits with limited adaptivity, more phases could be possible. For instance, in Simchi-Levi and Xu (2021), phase transition takes place whenever the amount of adaptivity (referred to as switching budget in Simchi-Levi and Xu (2021)) is increased by $K - 1$.
- **Algorithm Design:** Last but not the least, our setting also requires a more proactive algorithmic framework, which means that the algorithms have to take different values of M into account. For instance, LEAP and LEAP++ would proactively decrease the number of phases as M increases. When M is not too large, they are similar to the classic phased exploration algorithm; when M grows larger, they would eventually degenerates to a explore-then-commit algorithm. In contrast, algorithms in Simchi-Levi and Xu (2021), Gao et al. (2019) can usually treat the adaptivity constraint as an input parameter and then apply a one-size-fit-all algorithm to solve the problem.

5. Numerical Experiments

In this section, we conduct extensive numerical experiments to further evaluate the performance of the proposed algorithms.

5.1. Numerical Experiments for Two Prices: LEAP vs. Modified Bandits Algorithms

We first consider the two price setting. We compare the performance of LEAP with the modified versions of UCB and Thompson Sampling. In Section 2.3, we have demonstrated that both UCB and Thompson Sampling suffer linear regrets due to ignoring the impact of price protection guarantee. One natural idea is to modify these algorithms as follows: in each time step, the seller selects the price that maximizes her (estimated) instantaneous revenue (computed based on (1) and historical data) plus information gain. Based on this idea, we present the following two heuristics:

UCB with price protection (UCB-PP): In each time step, the seller selects the price that maximizes $\hat{\lambda}_k(t) - \text{Refund}_t(p_k | p_{t-1}, \dots, p_{t-M}) + \sqrt{\log(T)/N_k(t)}$, *i.e.*,

$$i_t = \arg \max_{k \in [K]} \hat{\lambda}_k(t) - \text{Refund}_t(p_k | p_{t-1}, \dots, p_{t-M}) + \sqrt{\frac{\log(T)}{N_k(t)}}.$$

Thompson Sampling with price protection (TS-PP): It maintains a posterior distribution over the reward parameters λ_k 's. At each time step, it first samples θ_k from the posterior distribution, and then adjusted them to $\tilde{\theta}_k(t)$, which can be viewed as the expected instantaneous revenue of selecting price k at time step t . Finally, the algorithm selects the price that maximizes $\tilde{\theta}_k(t)$. The details of TS-PP is presented in Algorithm 3.

Algorithm 3 Thompson Sampling with Price Protection (TS-PP) Algorithm

Input: Price set P , time horizon T , price protection period M .

Initialization: $S_k \leftarrow 0$, $F_k \leftarrow 0$ for all $k \in [K]$.

for $t = 1, \dots, T$ **do**

For each $k \in [K]$, sample $\theta_k(t)$ from the Beta($S_k + 1, F_k + 1$) distribution.

Compute

$$\tilde{\theta}_k(t) \leftarrow \theta_k(t) - \text{Refund}_t(p_k | p_{i_{t-1}}, \dots, p_{i_{t-M}}).$$

Select price $i_t = \arg \max \tilde{\theta}_k(t)$, and observe demand D_t .

Perform a Bernoulli trial with success probability $p_{i_t} D_t$ and observe the output r_t .

If $r_t = 1$, then $S_{i_t} \leftarrow S_{i_t} + 1$, else $F_{i_t} \leftarrow F_{i_t} + 1$.

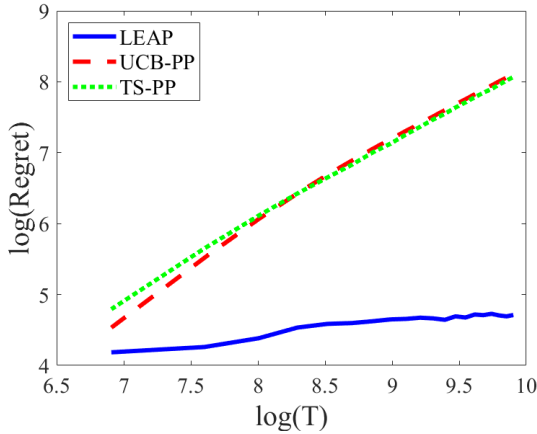
end for

Setup: We test the algorithms on the following instance: the prices are set to be $p_1 = 1/3$, $p_2 = 1$, $D_t(p_1) \equiv 1$, and $D_t(p_2) \sim \text{Bernoulli}(1/6)$. In this instance, the optimal price is p_1 . T varies from 1000 to 20000 with a step size of 1000. For each T , we average the results over 10^4 independent iterations. We consider both of the small M and large M regimes. For the small M case, we choose $M = \lceil \sqrt{T} \rceil$ and, for large M , we choose $M = \lceil T^{3/4} \rceil$. For both sets of experiments, we report the regret of different algorithms as well as the portion of refunds in the corresponding regrets.

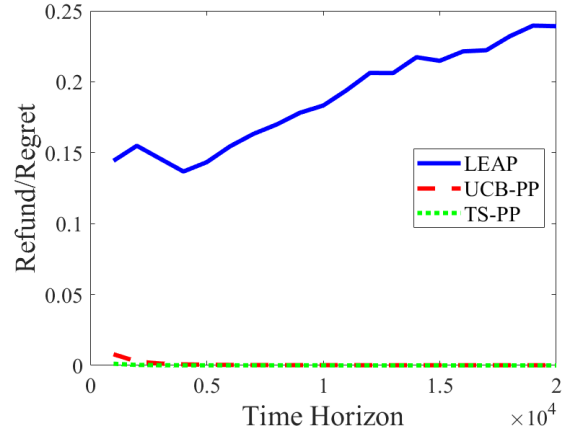
Results: The results for the case $M = \lceil \sqrt{T} \rceil$ are shown in Figure 6 whereas the results for the case $M = \lceil T^{3/4} \rceil$ are shown in Figure 7.

In Figure 6(a) and Figure 7(a), we present the log-log plot for the averaged regret of LEAP, UCB-PP, and TS-PP. From the figures, one can clearly see that LEAP is able to achieve significantly smaller regret compared to competing methods. One can also verify that LEAP's regret growth is roughly $O(T^{1/2})$ when $M = \lceil \sqrt{T} \rceil$ and $O(T^{2/3})$ when $M = \lceil T^{3/4} \rceil$, which is consistent with our previous theoretical results (see, *e.g.*, Theorem 2). In both cases, we can easily verify that neither UCB-PP nor TS-PP achieves a sub-linear regret ³.

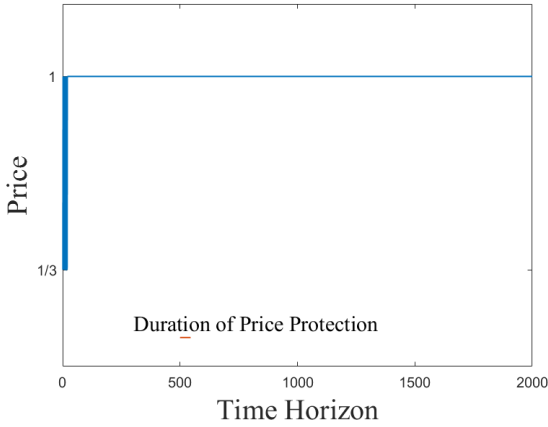
³ We remark that in log-log plot, if the regret growth line of an algorithm has a slope of α , then the regret of this algorithm is $\Theta(T^\alpha)$.



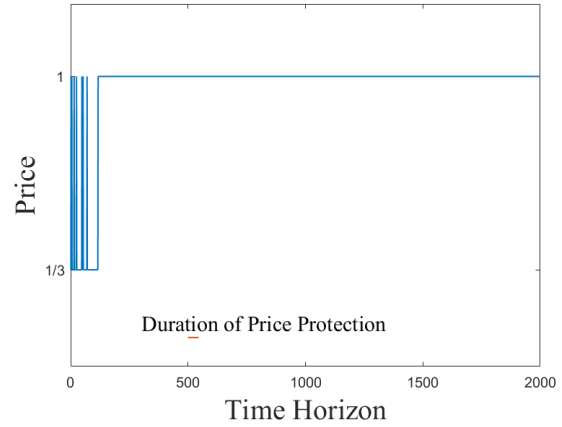
(a) Log-log plot of regret



(b) Portion of refund in regret



(c) Sample path of UCB-PP



(d) Sample path of TS-PP

Figure 6 Numerical experiments for two prices when $M = \lceil \sqrt{T} \rceil$

In Figure 6(b) and Figure 7(b), we take a deeper look at the source of regret. From the results, we can see that refunds account for about 15% to 25% of LEAP's regret when $M = \lceil \sqrt{T} \rceil$ and it accounts for about 40% of LEAP's regret when $M = \lceil T^{2/3} \rceil$. For UCB-PP and TS-PP, by incorporating refunds into decision-making, they do reduce the level of refund to an extremely low level (*i.e.*, $< 5\%$ in regret). However, such modifications come at the cost of high regret. As can be seen in Figure 6(c), Figure 6(d), Figure 7(c) and Figure 7(d), this is so because incorporating refund into price selection would deter the algorithms from lowering the price and, hence, they cannot correctly identify the optimal price, which is exactly p_1 in our setup.

5.2. Numerical Experiments for Multiple Prices: LEAP vs. LEAP++

Recall that, in Section 4, we developed LEAP++ to deal with the setting with multiple prices. We now use numerical experiment to show that simply (naively) adopting LEAP to this case may not yield a good performance. Thus, it is necessary to use LEAP++.

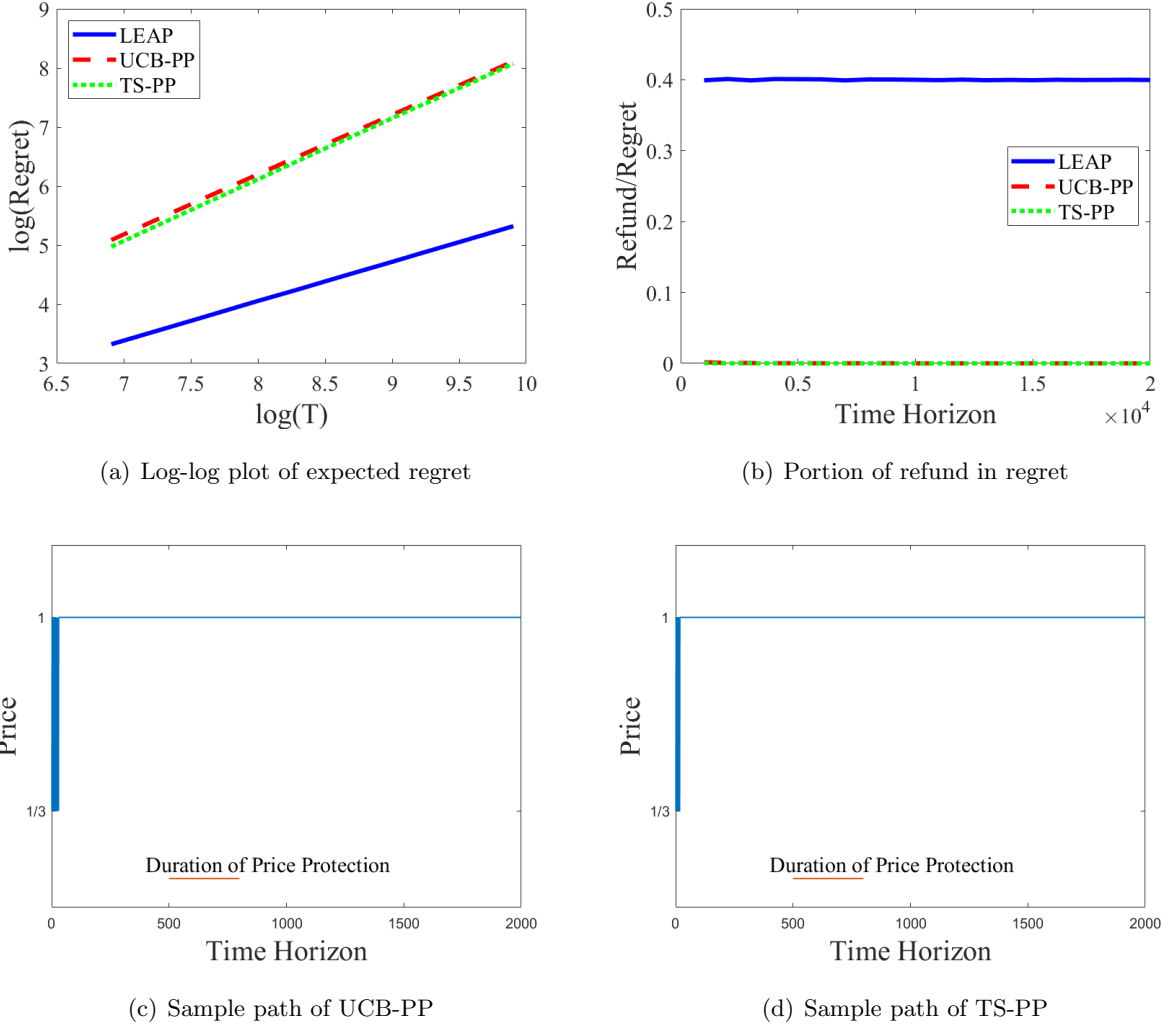


Figure 7 Numerical experiments for two prices when $M = \lceil T^{3/4} \rceil$

Adopting LEAP to Multiple Prices: We first present how to apply LEAP to the multiple prices case. The quantities $\{u_b, t_b\}_{b=1}^B$ and $\{n_l\}_{l=1}^L$ are defined as in (4) and (5). The algorithm begins by viewing all prices $\{p_k\}_{k=1}^K$ as plausible prices. Suppose there are k_b plausible prices remaining in phase b . Then, in phase b , each price is selected equally $(t_b - t_{b-1})/k_b$ times, and the prices are selected according to their empirical mean rewards in all previous phases. For all $l = 1, \dots, L$, if $N_k(t) \geq n_l$ for all $k \in [K]$, LEAP would compute all $\hat{\lambda}_k(t)$. If

$$\max_{j \in [K]} \hat{\lambda}_j - \sqrt{\frac{\log(T\tilde{\Delta}_l^2)}{N_j(t)}} > \hat{\lambda}_k + \sqrt{\frac{\log(T\tilde{\Delta}_l^2)}{N_k(t)}}$$

holds for some $k \in [K]$, then the corresponding price would be removed. If some price is removed using the above test, the current phase will terminate early; otherwise, the current phase resumes.

Setup: We mainly compare the sensitivity of LEAP and LEAP++ towards the number of prices. Here, we fix the time horizon $T = 20000$, and choose the number of prices as $K = 2n + 1$, where $n = 2, 3, \dots, 10$. For each $k \in [K]$, the prices are set to be $p_k = 1/3 + 2(k-1)/(3K-3)$. The demand is set to be $D_k \sim \text{Bernoulli}(1/(3p_k))$ when k is odd, and $D_k \sim \text{Bernoulli}(1/(4p_k))$ when k is even. That is, the expected reward of p_k is $1/3$ when k is odd, or $1/4$ when k is even. The price protection period M is set to be $T^{7/12}K^{5/12}$.

Results: The results are shown in Figure 8(a) and Figure 8(b).

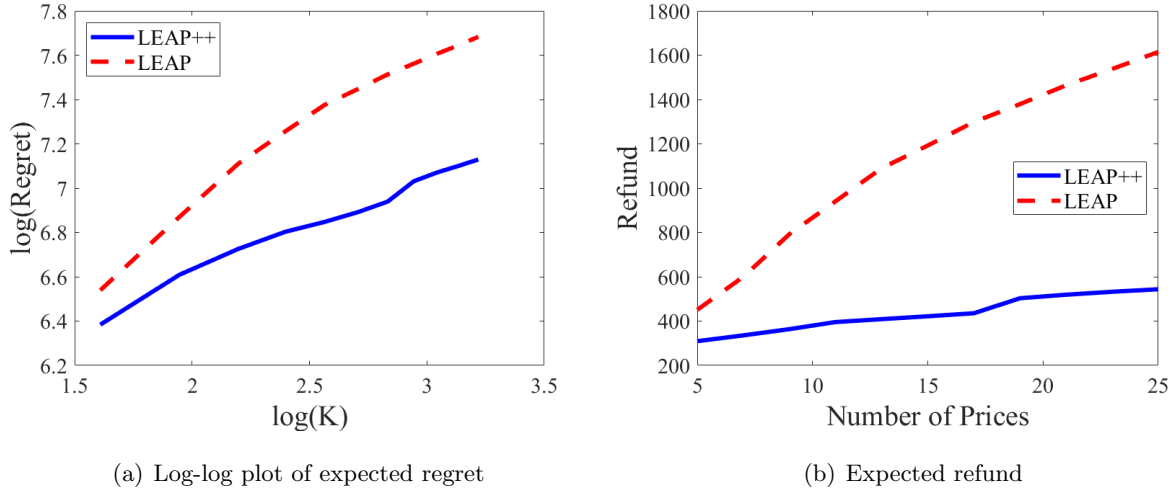


Figure 8 Numerical Experiments for K prices

From Figure 8(a) one can see that the regret of LEAP is significantly larger than the regret of LEAP++. The slope of LEAP’s regret is approximately $3/4$ and the slope of LEAP++’s regret is approximately $1/3$. The main source of a higher regret for LEAP is due to the larger refund, as can be shown in Figure 8(b). One can see that, as K increases, the refund under LEAP grows almost linearly in K . The reason for this is that, in each phase, LEAP++ selects the prices in ascending value order, which ensures that refunds only occur at the end of a phase. In contrast, LEAP selects prices in the order of empirical mean reward, which could cause alternating selection for high and low prices (*e.g.*, p_K first, then followed by p_1 , p_{K-1} , and p_2, \dots), and incurs unnecessary refunds within each phase.

5.3. Cost of Price Protection

In this section, we show how price protection guarantee affects the seller’s regret and revenue.

Setup: We compare the regret and revenue when there is price protection guarantee with those without price protection guarantee. For the case with price protection we use LEAP++ while, for the

case without price protection, we use UCB and Thompson Sampling. We set the prices to be $P = \{1/3, 2/3, 1\}$, and the demand is $D_t(p_1) \equiv 1$, $D_t(p_2) \sim \text{Bernoulli}(1/3)$, $D_t(p_3) \sim \text{Bernoulli}(1/4)$. The time horizon T is chosen to range from 1000 to 20000 with step size 1000. When there is a price protection, the price protection period is set to be $M = \sqrt{3T}$ and $M = T$. The results are shown in Figure 9(a) and Figure 9(b).

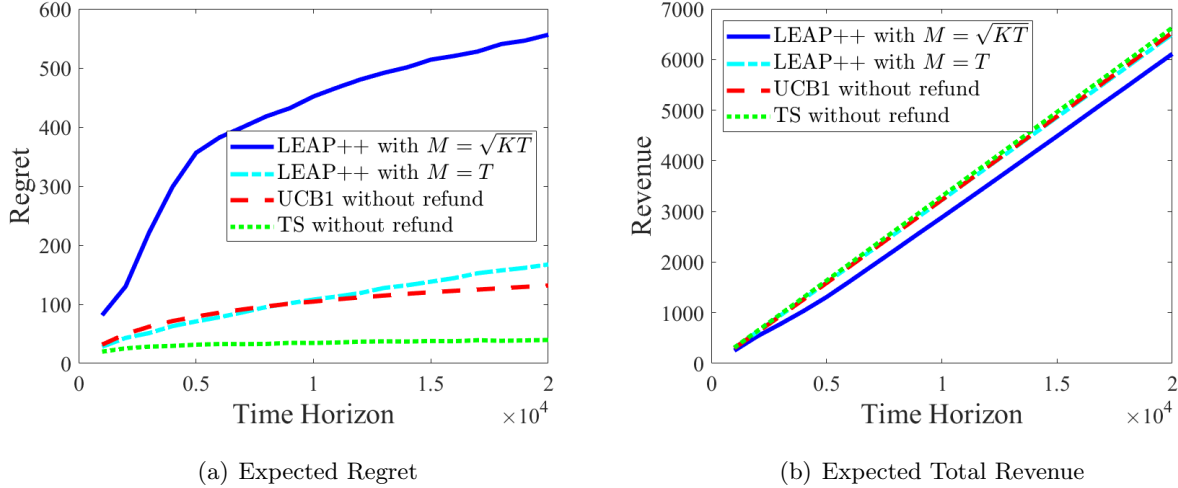


Figure 9 LEAP++ under price protection compared to UCB and TS without price protection

Results: One can see from Figure 9(a) that, with price protection guarantee and $M = \sqrt{3T}$, the regret of LEAP++ is approximately 5 times of that of UCB without price protection, and approximately 10 times of that of Thompson Sampling without price protection. For the case with $M = T$, the regret LEAP++ is slightly more than that of UCB and approximately 4 times of that of Thompson Sampling. However, the four cases do not have significant difference in terms of total revenues. One can see from Figure 9(b) the total revenue under the four cases are very close to each other, which implies that the presence of price protection guarantee does not cause significant decrease in total revenue when T is large.

One can also notice that the regret of LEAP++ is smaller when $M = T$ than when $M = \sqrt{KT}$. The reason of this can be explained as follows: although LEAP++ has a better upper bound when $M = \sqrt{KT}$, having at most $O(\sqrt{KT} \log \log T)$ compared to the $O(T^{2/3})$ when $M = T$, the constant term for the upper bound with $M = \sqrt{KT}$ can be much larger than that with $M = T$; thus, empirically LEAP++ could have a lower regret when $M = T$ compared to $M = \sqrt{KT}$. This also implies that it is reasonable for the seller to have a long price protection period without having too much additional regret.

6. Conclusion

In this paper, we study the impact of price protection on online learning for dynamic pricing with initially unknown customer demand. We consider a setting in which a firm sells a product over a horizon of T time periods under price protection guarantee. That is, any customer purchasing the product can receive a refund, the amount of which equals to the difference between the price paid and the lowest price found within the price protection period, defined as the immediate M time steps after the purchase. We develop algorithms that are rate-optimal (up to logarithmic factors), and we also observe an interesting phase transition phenomena on the optimal regret as a length of protection period increases. Finally, we also conduct numerical experiments to demonstrate the empirical benefit of our algorithms compared to the standard UCB and Thompson Sampling algorithms as well as their adapted variants. Our result shows the importance of taking into account the impact of price protection guarantee when designing a data-driven dynamic pricing policy.

Acknowledgments

The authors would love to sincerely thank Yining Wang for tremendously helpful discussions for the work.

References

- Agrawal, Shipra, Navin Goyal. 2012. Analysis of thompson sampling for the multi-armed bandit problem. *Proceedings of the 25th Annual Conference on Learning Theory* .
- Araman, Victor F, René Caldentey. 2009. Dynamic pricing for nonperishable products with demand learning. *Operations research* **57**(5) 1169–1188.
- Audibert, Jean-Yves, Sébastien Bubeck, et al. 2009. Minimax policies for adversarial and stochastic bandits. **7** 1–122.
- Auer, P., N. Cesa-Bianchi, Y. Freund, R. Schapire. 2002a. The nonstochastic multiarmed bandit problem. *SIAM Journal on Computing*, 2002, Vol. 32, No. 1 : pp. 48–77.
- Auer, Peter, Nicolo Cesa-Bianchi, Paul Fischer. 2002b. Finite-time analysis of the multiarmed bandit problem. *Machine learning*, 47, 235–256 .
- Auer, Peter, Ronald Ortner. 2010. Ucb revisited: Improved regret bounds for the stochastic multi-armed bandit problem. *Periodica Mathematica Hungarica*.
- Ban, Gah-Yi, N Bora Keskin. 2021. Personalized dynamic pricing with machine learning: High-dimensional features and heterogeneous elasticity. *Management Science* **67**(9) 5549–5568.
- Bastani, Hamsa, David Simchi-Levi, Ruihao Zhu. 2022. Meta dynamic pricing: Transfer learning across experiments. *Management Science* **68**(3) 1865–1881.
- Besbes, Omar, Assaf Zeevi. 2009. Dynamic pricing without knowing the demand function: Risk bounds and near-optimal algorithms. *Operations Research* **57**(6) 1407–1420.

-
- Birge, John R., Hongfan Chen, N. Bora Keskin. 2021. Markdown policies for demand learning with forward-looking customers. *SSRN 3299819* .
- Bond, Casey. 2022. Target is tracking you and changing prices based on your location. *Huffpost* URL https://www.huffpost.com/entry/target-tracking-location-changing-prices_1_603fd12bc5b6ff75ac410a38.
- Bondi, Sara, Maura Goldrick, Jamie Wilkie, Boudhayan Sen, Emily Reasor. 2021. The dos and don'ts of dynamic pricing in retail. *McKinsey & Company* URL <https://www.mckinsey.com/capabilities/growth-marketing-and-sales/our-insights/the-dos-and-donts-of-dynamic-pricing-in-retail>.
- Broder, Josef, Paat Rusmevichientong. 2012. Dynamic pricing under a general parametric choice model. *Operations Research* **60**(4) 965–980.
- Bu, Jinzhi, David Simchi-Levi, Yunzong Xu. 2022. Online pricing with offline data: Phase transition and inverse square law. *Management Science* .
- Chen, Ningyuan, Guillermo Gallego. 2021. Nonparametric pricing analytics with customer covariates. *Operations Research* .
- Chen, Xi, Jianjun Gao, Dongdong Ge, Zizhuo Wang. 2022a. Bayesian dynamic learning and pricing with strategic customers. *Production and Operations Management* **31**(8) 3125–3142.
- Chen, Xi, David Simchi-Levi, Yining Wang. 2022b. Privacy-preserving dynamic personalized pricing with demand learning. *Management Science* **68**(7) 4878–4898.
- Cheung, Wang Chi, David Simchi-Levi, Ruihao Zhu. 2021. Hedging the drift: Learning to optimize under non-stationarity. *Management Science* **68**(3) 1696–1713.
- Cohen, Maxime C, Sentao Miao, Yining Wang. 2021. Dynamic pricing with fairness constraints. *Available at SSRN 3930622* .
- Cormen, Thomas H., Charles E. Leiserson, Ronald L. Rivest, Clifford Stein. 2009. *Introduction to Algorithms*. MIT Press.
- Cover, Thomas, Joy Thomas. 2006. *Elements of Information Theory, 2nd Edition*. Wiley.
- den Boer, Arnoud V. 2015. Dynamic pricing and learning: Historical origins, current research, and new directions. *Surveys in Operations Research and Management Science* .
- den Boer, Arnoud V, Bert Zwart. 2014. Simultaneously learning and optimizing using controlled variance pricing. *Management science* **60**(3) 770–783.
- Farias, Vivek F, Benjamin Van Roy. 2010. Dynamic pricing with a prior on market response. *Operations Research* **58**(1) 16–29.
- Feldman, Michal, Tomer Koren, Roi Livni, Yishay Mansour, Aviv Zohar. 2016. Online pricing with strategic and patient buyers. *Advances in Neural Information Processing Systems* **29** .

-
- Ferreira, Kris Johnson, Bin Hong Alex Lee, David Simchi-Levi. 2016. Analytics for an online retailer: Demand forecasting and price optimization. *Manufacturing & service operations management* **18**(1) 69–88.
- Ferreira, Kris Johnson, David Simchi-Levi, He Wang. 2018. Online network revenue management using thompson sampling. *Operations Research* .
- Gao, Zijun, Yanjun Han, Zhimei Ren, Zhengqing Zhou. 2019. Batched multi-armed bandits problem. *Proceedings of the 33rd International Conference on Neural Information Processing Systems* .
- Garivier, Aurélien, Olivier Cappé. 2011. The kl-ucb algorithm for bounded stochastic bandits and beyond 359–376.
- Harrison, J Michael, N Bora Keskin, Assaf Zeevi. 2012. Bayesian dynamic pricing policies: Learning and earning under a binary prior distribution. *Management Science* **58**(3) 570–586.
- Javanmard, Adel, Hamid Nazerzadeh. 2019. Dynamic pricing in high-dimensions. *The Journal of Machine Learning Research* **20**(1) 315–363.
- Keskin, N., A. Zeevi. 2016. Chasing demand: Learning and earning in a changing environments. *Mathematics of Operations Research*, 2016, 42(2), 277–307.
- Keskin, N Bora, Yuexing Li, Jing-Sheng Song. 2022. Data-driven dynamic pricing and ordering with perishable inventory in a changing environment. *Management Science* **68**(3) 1938–1958.
- Keskin, N. Bora, Assaf Zeevi. 2014. Dynamic pricing with an unknown demand model: Asymptotically optimal semi-myopic policies. *Operations Research* 62(5):1142–1167.
- Kleinberg, Robert, Tom Leighton. 2003. The value of knowing a demand curve: Bounds on regret for online posted-price auctions. *Proceedings of the 44th Annual IEEE Symposium on Foundations of Computer Science (FOCS)* .
- Lattimore, T., C. Szepesvári. 2020. *Bandit Algorithms*. Cambridge University Press.
- Li, Xiaocheng, Zeyu Zheng. 2019. Dynamic pricing with external information and inventory constraint. *SSRN* 3458662 .
- Maillard, Odalric-Ambrym, Rémi Munos, Gilles Stoltz. 2011. A finite-time analysis of multi-armed bandits problems with kullback-leibler divergences 497–514.
- Mehta, Neel, Parth Detroja, Aditya Agashe. 2018. Amazon changes prices on its products about every 10 minutes – here’s how and why they do it. *Insider* URL <https://www.businessinsider.com/amazon-price-changes-2018-8>.
- Mohammed, Rafi. 2012. Why online retailers’ new pricing strategy will backfire. *Harvard Business Review* URL <https://hbr.org/2012/12/why-online-retailers-new-prici>.
- Qiang, Sheng, Mohsen Bayati. 2016. Dynamic pricing with demand covariates .
- Rigollet, R., J. Hütter. 2018. *High Dimensional Statistics*. Lecture Notes.

- Rouyer, Chloe, Yevgeny Seldin, Nicolo Cesa-Bianchi. 2021. An algorithm for stochastic and adversarial bandits with switching costs. *arXiv:2102.09864 [cs.LG]* .
- Simchi-Levi, David, Rui Sun, Huanan Zhang. 2022. Online learning and optimization for revenue management problems with add-on discounts. *Management Science* .
- Simchi-Levi, David, Yunzong Xu. 2021. Phase transitions in bandits with switching constraints. *arXiv:1905.10825v4 [cs.LG]* .
- Sivakumar, Bharath. 2022. Dynamic pricing – definition, advantages, disadvantages & examples. *Feedough*
URL <https://www.feedough.com/dynamic-pricing-definition-examples/>.
- Slivkins, Aleksandrs. 2019. Introduction to multi-armed bandits. *arXiv:1904.07272 [cs.LG]*.
- Wang, Yining, Boxiao Chen, David Simchi-Levi. 2021. Multimodal dynamic pricing. *Management Science* **67**(10) 6136–6152.
- Wang, Zizhuo, Shiming Deng, Yinyu Ye. 2014. Close the gaps: A learning-while-doing algorithm for single-product revenue management problems. *Operations Research* **62**(2) 318–331.
- Zhang, Huanan, Stefanus Jasin. 2022. Online learning and optimization of (some) cyclic pricing policies in the presence of patient customers. *Manufacturing & Service Operations Management* **24**(2) 1165–1182.
- Zhu, Feng, Zeyu Zheng. 2021. Dynamic pricing in a non-stationary growing environment. *SSRN 3637905* .

Supplementary and Proofs

A. Proof of Proposition 1 and Additional Discussion

A.1. Proof of Proposition 1

In what follows, we assume the distributions of the reward $p_k D_t(p_k)$ for both prices are supported over the interval $[a - T^{-3/2}/4, a + T^{-3/2}/4]$ for some $a \in (0, 1)$. We claim that the UCB algorithm will alternately choose p_1 and p_2 , *i.e.*, for all $t = 1, 2, \dots, \lfloor T/2 \rfloor$, either $i_{2t-1} = 1, i_{2t} = 2$, or $i_{2t-1} = 2, i_{2t} = 1$. We prove our claim by induction. By virtue of the UCB, it would select both p_1 and p_2 once at the first two time steps. Suppose for all $t = 1, 2, \dots, t_0$, either $i_{2t-1} = 1, i_{2t} = 2$, or $i_{2t-1} = 2, i_{2t} = 1$. Now consider $t = t_0 + 1$, we assume w.l.o.g. that $i_{2t_0+1} = 1$. Then, $N_1(2t_0 + 2) = t_0 + 1$ and $N_2(2t_0 + 2) = t_0$. Now consider time step $2t_0 + 2$:

$$\begin{aligned} & \left(\hat{\lambda}_2(2t_0 + 2) + \sqrt{\frac{\log(T)}{N_2(2t_0 + 2)}} \right) - \left(\hat{\lambda}_1(2t_0 + 2) + \sqrt{\frac{\log(T)}{N_1(2t_0 + 2)}} \right) \\ & \geq -|\hat{\lambda}_2(2t_0 + 2) - \hat{\lambda}_1(2t_0 + 2)| + \sqrt{\log(T)} \left(\frac{1}{\sqrt{t_0}} - \frac{1}{\sqrt{t_0 + 1}} \right) \\ & \geq -T^{-3/2} + \frac{\sqrt{\log(T)}}{\sqrt{t_0(t_0 + 1)}(\sqrt{t_0} + \sqrt{t_0 + 1})} \\ & = -T^{-3/2} + \sqrt{\log(T)} T^{-3/2} > 0. \end{aligned}$$

Here, the second inequality follows from the fact that $p_k D_t(p_k)$ and each $\hat{\lambda}_k(\cdot)$'s are supported on $[a - T^{-3/2}/2, a + T^{-3/2}/2]$. Therefore at time step $2t_0 + 2$, UCB would select p_2 , and the induction claim thus holds for $t = t_0 + 1$.

By induction we have that for all $t = 1, \dots, \lfloor T/2 \rfloor$, either $i_{2t-1} = 1, i_{2t} = 2$, or $i_{2t-1} = 2, i_{2t} = 1$. Therefore, p_2 is selected at least $\lfloor T/2 \rfloor$ times, and each time p_2 is selected, p_1 will be selected within 2 time steps. In other words, refund is incurred whenever p_2 is selected, and UCB would result $\Omega(T)$ refund/regret.

A.2. Numerical Example for Proposition 1

In this test, we set the expected reward of the two prices to be the same, and then consider both the UCB Auer et al. (2002b) and the Thompson Sampling Agrawal and Goyal (2012) algorithms. Specifically, we let $p_1 = 1/2, p_2 = 2/3$, the demand under the two prices are $D_t(p_1) \sim \text{Bernoulli}(2/3)$, $D_t(p_2) \sim \text{Bernoulli}(1/2)$. The time horizon T varies from 500 to 10000 with a step size 500. The length of price protection period is set to $M = \lceil \sqrt{T} \rceil$. It is easy to verify that $\lambda_1 = \lambda_2 = 1/3$, which means all the regret incurred (if there is any) would be due to refund under the price protection mechanism.

For each T , we present the averaged results over 10^4 iterations, and report the expected regret. The results under different T are shown in Figure 10. From Figure 10, one can see that the expected

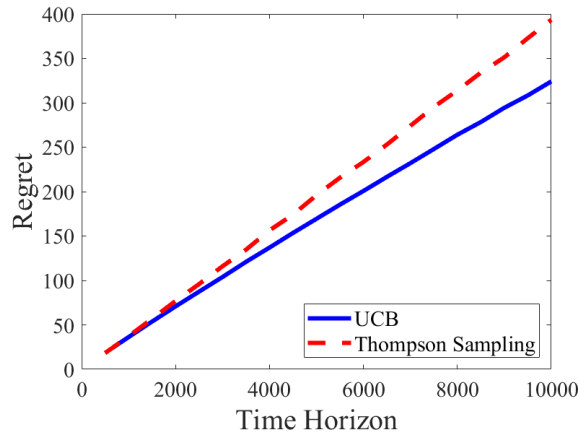


Figure 10 Expected regret of UCB and Thompson Sampling under different T

regret of both UCB and Thompson Sampling scale linearly as T . This coincides with the claim in Proposition 1 that if the two prices have similar expected reward, then under the price protection mechanism, both the canonical UCB and Thompson Sampling could incur linear regret, even with relatively short price protection period.

A.3. Additional Discussion

In this section, we show that a larger class of UCB algorithms could also incur linear regret under the price protection mechanism. We first propose a general framework of the UCB algorithms.

Algorithm 4 General Framework of the UCB Algorithms

Input: price set P , time horizon T .
for Time step $t = 1, \dots, T$ **do**
 Selects the price p_i that maximizes $F(\hat{\lambda}_i(t), N_i(t), T, K, t)$.
end for

Here $F(\hat{\lambda}, N, T, K, t)$ is a function that is strictly increasing w.r.t. $\hat{\lambda}$ (since the upper confidence bound is generally higher with a higher empirical mean) and strictly decreasing w.r.t. N (since the upper confidence bound is generally lower when a price is more explored). Note that the framework is quite general, and $F = +\infty$ whenever $N = 0$. Besides the UCB in Auer et al. (2002b), many other popular UCB algorithms also satisfy the framework in Algorithm 4. Examples include the MOSS introduced in Audibert et al. (2009), which selects the price in each time step according to

$$i_t = \arg \max_i \hat{\lambda}_i(t) + \sqrt{\frac{4}{N_i(t)} \log^+ \left(\frac{T}{K N_i(t)} \right)},$$

where $\log^+(x) = \log(\max\{1, x\})$; and the KL-UCB introduced in Garivier and Cappé (2011) and Maillard et al. (2011), which selects the price in each time step according to

$$i_t = \arg \max_i \max \left\{ \tilde{\lambda} \in [0, 1] : d(\hat{\lambda}_i(t), \tilde{\lambda}) \leq \frac{f(t)}{N_i(t)} \right\},$$

where $d(\lambda_1, \lambda_2) = \text{KL}(\text{Bernoulli}(\lambda_1) \parallel \text{Bernoulli}(\lambda_2))$, and $f(t) = 1 + t \log^2(t)$.

Proposition 5. *Suppose there are two prices $\{p_1, p_2\}$ and the demand under both prices are deterministic and $p_1 D_t(p_1) = p_2 D_t(p_2) = \lambda$, and $M \geq 2$. Under this instance, any UCB algorithm satisfying the framework in Algorithm 4 will incur $\Omega(T)$ regret.*

Proof. We claim that in this case the UCB algorithm will alternately choose p_1 and p_2 , *i.e.*, for all $t = 1, 2, \dots, \lfloor T/2 \rfloor$, either $i_{2t-1} = 1, i_{2t} = 2$, or $i_{2t-1} = 2, i_{2t} = 1$. We prove our claim by induction. Since the UCB requires that each price is selected once in the first K prices, we have that either $i_1 = 1, i_2 = 2$, or $i_1 = 2, i_2 = 1$. Suppose for all $t = 1, 2, \dots, t_0$, either $i_{2t-1} = 1, i_{2t} = 2$, or $i_{2t-1} = 2, i_{2t} = 1$. We assume w.l.o.g. that $i_{2t_0+1} = 1$, then $N_1(2t_0 + 2) = t_0 + 1$ and $N_2(2t_0 + 2) = t_0$. Therefore

$$F(\hat{\lambda}_2(t), N_2(t), T, 2, t) - F(\hat{\lambda}_1(t), N_1(t), T, 2, t) = F(\lambda, t_0, T, 2, t) - F(\lambda, t_0 + 1, T, 2, t) > 0,$$

where the last inequality is derived by the assumption that F is strictly decreasing w.r.t. N . Therefore $i_{2t_0+2} = 2$ if $i_{2t_0+1} = 1$, and the claim holds for $t = t_0 + 1$. By induction we have that for all $t = 1, \dots, \lfloor T/2 \rfloor$, either $i_{2t-1} = 1, i_{2t} = 2$, or $i_{2t-1} = 2, i_{2t} = 1$. Therefore, p_2 is selected at least $\lfloor T/2 \rfloor$ times, and each time p_2 is selected, p_1 will be selected within 2 time steps, thus refund will be incurred whenever p_2 is selected, and the UCB algorithm will incur $TD(p_2)(p_2 - p_1)/2 = \Omega(T)$ refund. \square

B. Proof of Theorem 1

We first present a result which shall be used extensively throughout this proof.

Proposition 6. *Suppose there exists $\mu > 0$ such that $D_t(p_i) > \mu$ holds almost surely for all $i = 1, 2$. Given a price protection period M , for any time step $T_0 < T$, if price p_2 is selected at least M_0 times up to time T_0 , *i.e.*, $N_2(T_0) \geq M_0$, then if p_1 is selected during the time interval $[T_0 + 1, T]$, the refund incurred is $\mu(p_2 - p_1) \min\{M_0, M\}$.*

The proof of this result is provided in Section B.1. Now, depending on the value of M , we distinguish three different cases.

Case 1. $M \leq \sqrt{T}$: For this case, one can use standard lower bound argument for multi-armed bandit (see, *e.g.*, theorem 5.1 of Auer et al. (2002a)) to show that the lower bound is $\Omega(\sqrt{T})$.

Case 2. $\sqrt{T} < M < T^{2/3}$: For this case, we proceed according to the following steps.

- **Step 1. Indistinguishable Instances:** We consider two different instances of demand parameters $(\mu_1, \mu_2^{(1)})$ and $(\mu_1, \mu_2^{(2)})$. We set $p_1 = 1/2$ and $p_2 = 3/4$. Here, setting the price to p_1 would deterministically bring in the earning $p_1 \mu_1$. For p_2 , selecting it would lead to a reward follows a Bernoulli distribution with support on $1/3$ and $2/3$ and mean $p_2 \mu_2^{(j)}$ in instance j . Moreover,

$$\textbf{Instance 1: } p_2 \mu_2^{(1)} = p_1 \mu_1 - \epsilon M^{-1/2}, \quad \textbf{Instance 2: } p_2 \mu_2^{(2)} = p_1 \mu_1 + \epsilon M^{-1/2}.$$

In both instances, $\epsilon = 1/8$. We also enforce that $p_2\mu_2^{(1)} = 1/2$ and there are two absolute constants $c_1, c_2 (\geq 1/10)$ such that

$$p_2 - p_1 > c_1, \quad D_t(p_i) > c_2, \quad \text{a.s.}, \quad \forall i \in \{1, 2\}.$$

In other words, the only difference between the two instances is the choice of μ_2 and the only randomness would come from setting price to p_2 .

- **Step 2. Key Event and Sample Space:** For any policy π , to determine if π has selects p_2 for sufficiently many times, we define $T_1 = T - M^{3/2}/2 + 1$ and the event E_1 on price p_2 is selected more than $M/3$ times up to time T_1 , *i.e.*,

$$E_1 = \left\{ N_2(T_1) \geq \frac{M}{3} \right\}. \quad (9)$$

Associated with these is the sample space/history (for π)

$$S = \prod_{u=1}^{M/3} ([T] \cup \{\infty\}, \{0, 1\}), \quad (10)$$

which records the time steps when p_2 is offered and the realized demand. We remark that since π is non-anticipatory and there is no randomness when p_1 is selected, whether E_1 holds or not is completely determined by its first $M/3$ times when p_2 is offered, *i.e.*, E_1 can be interpreted as a subset of S . Throughout the rest of the proof, any probability is defined over S and we use $\Pr_S^{(j)}(\cdot) = \Pr_S(\cdot | \mu_2 = \mu_2^{(j)})$ to denote the probability w.r.t. instance j .

- **Step 3. Complete the Proof:** To this end, we make the following observation:

1. Suppose E_1 holds, then for instance 1, if p_1 is never chosen in the rest $T - T_1 + 1 = M^{3/2}/2$ time steps, then the regret incurred by falsely selecting p_2 is at least

$$\frac{M^{3/2}}{2} \epsilon M^{-1/2} = \frac{M}{16};$$

while if p_1 is ever selected in the rest $M^{3/2}/2$ time steps, by Proposition 6, the refund would incur $\Omega(M)$ expected regret;

2. Suppose E_1 does not hold, then for instance 2, the expected regret incurred by falsely selecting p_1 is at least

$$\left(T_1 - \frac{M}{3} \right) \epsilon M^{-1/2} \geq \frac{T}{6} \frac{1}{8M^{1/2}} \geq \frac{M}{48} = \Omega(M), \quad (11)$$

where we use the fact that $M \leq T^{2/3}$ in both inequalities.

Consequently, the expected regret of any policy π on the two instances is at least

$$\Omega(M(\Pr_S^{(1)}(E_1) + \Pr_S^{(2)}(\neg E_1))). \quad (12)$$

By the Bretagnolle–Huber inequality (see, *e.g.*, theorem 14.2 of Lattimore and Szepesvári (2020)), we have

$$\begin{aligned} \Pr_S^{(1)}(E_1) + \Pr_S^{(2)}(-E_1) &\geq \exp(-\text{KL}(\Pr_S^{(1)} \parallel \Pr_S^{(2)})) \\ &= \exp\left(-\sum_{t=1}^{M/3} \text{KL}(\text{Bernoulli}(p_2\mu_2^{(1)}) \parallel \text{Bernoulli}(p_2\mu_2^{(2)}))\right) \\ &\geq \exp\left(\frac{M}{6} \log_e\left(1 - \frac{4\epsilon^2}{M}\right)\right) \geq \exp(-1), \end{aligned} \quad (13)$$

where the last step uses the fact that for $x \in [0, 1/4]$, $\log_e(1-x) \geq -4\log_e(4/3)x \geq -4x$.

Combining (12) and (13), the expected regret of π on the two instances sum up to $\Omega(M)$, which indicates that π has to incur $\Omega(M)$ expected regret in at least one of them.

Here, we remark that the choice of sample space in Step 2 is critical to our proof and we refer interested readers to Section B.2 for a more detailed discussion.

Case 3. $M \geq T^{2/3}$: For this case, we follow most of the reasoning in Case 2, but with a different except that we consider a different pair of (μ_1, μ_2) .

- **Step 1. Indistinguishable Instances:** We consider the following mean demand parameters

$$\textbf{Instance 1: } p_2\mu_2^{(3)} = p_1\mu_1 - \epsilon T^{-1/3}, \quad \textbf{Instance 2: } p_2\mu_2^{(4)} = p_1\mu_1 + \epsilon T^{-1/3}.$$

In both instances, $\epsilon = 1/8$. We also enforce that $p_2\mu_2^{(3)} = 1/2$ and there are two absolute constants c_3, c_4 ($\geq 1/10$) such that

$$p_2 - p_1 > c_3, \quad \mu_1, \mu_2^{(3)}, \mu_2^{(4)} \geq c_4.$$

We shall consider an environment where the underlying (μ_1, μ_2) is equal to either $(\mu_1^{(j)}, \mu_2^{(j)})$ with probability $1/2$, *i.e.*,

$$\Pr((\mu_1, \mu_2) = (\mu_1^{(3)}, \mu_2^{(3)})) = \Pr((\mu_1, \mu_2) = (\mu_1^{(4)}, \mu_2^{(4)})) = \frac{1}{2}. \quad (14)$$

- **Step 2. Key Event and Sample Space:** For any policy π , to determine if π has selects p_2 for sufficiently many times, we define $T_2 = T/2 + 1$ and the event E_2 on price p_2 is selected more than $T^{2/3}$ times up to time T_2 , *i.e.*,

$$E_2 = \{N_2(T_2) \geq T^{2/3}\}. \quad (15)$$

Associated with these is the sample space/history (for π)

$$S' = \prod_{u=1}^{T^{2/3}} ([T] \cup \{\infty\}, \{0, 1\}), \quad (16)$$

which records the time steps when p_2 is offered and the realized demand. Same as before, E_2 can be interpreted as a subset of S' . Throughout the rest of the proof, any probability is defined over S' and we use $\Pr_{S'}^{(j)}(\cdot) = \Pr_{S'}(\cdot | \mu_2 = \mu_2^{(j)})$ to denote the probability w.r.t. instance j .

• **Step 3. Complete the Proof:** To this end, we make the following observation:

1. Suppose E_2 holds, then for instance 1, if p_1 is never selected in the rest of the $T/2$ time steps, then the regret incurred by falsely selecting p_2 is at least $T^{2/3}/16$; while if p_1 is ever selected in the rest of the $T/2$ time steps, then by Proposition 6, the refund would incur $\Omega(T^{2/3})$ expected regret;
2. Suppose E_2 does not hold, then for instance 2, the expected regret incurred by falsely selecting p_1 is at least

$$(T_2 - T^{2/3}) \epsilon T^{-1/3} \geq \frac{T}{16} \frac{1}{8T^{1/3}} = \frac{T^{2/3}}{128} \quad (17)$$

where we use the fact that $T \geq 12$ and hence, $T/2 - T^{2/3} \geq T/16$ in the first step.

Consequently, the expected regret of any policy π on the two instances is at least

$$\Omega(T^{2/3}(\Pr_{S'}^{(3)}(E_2) + \Pr_{S'}^{(4)}(\neg E_2))). \quad (18)$$

By the Bretagnolle–Huber inequality (see, *e.g.*, theorem 14.2 of Lattimore and Szepesvári (2020)), we have

$$\begin{aligned} \Pr_{S'}^{(3)}(E_2) + \Pr_{S'}^{(4)}(\neg E_2) &\geq \exp(-\text{KL}(\Pr_{S'}^{(3)} \parallel \Pr_{S'}^{(4)})) \\ &= \exp\left(-\sum_{t=1}^{T^{2/3}} \text{KL}(\text{Bernoulli}(p_2 \mu_2^{(3)}) \parallel \text{Bernoulli}(p_2 \mu_2^{(4)}))\right) \\ &\geq \exp\left(\frac{T^{2/3}}{2} \log_e\left(1 - \frac{1}{16T^{2/3}}\right)\right) \geq \exp(-1), \end{aligned} \quad (19)$$

where the last step again uses the fact that for $x \in [0, 1/4]$, $\log_e(1 - x) \geq -4 \log_e(4/3)x \geq -4x$.

Combining (18) and (19), the expected regret of π on the two instances sum up to $\Omega(T^{2/3})$, which indicates that π has to incur $\Omega(T^{2/3})$ expected regret in at least one of them.

B.1. Proof of Proposition 6

We denote all the time intervals when p_2 is selected (*i.e.*, $i_t = 2$) as I_1, \dots, I_L . That is, if $t < T_0$ and $i_t = 2$, then $t \in I_l$ for some $l \in [L]$; otherwise, $t \notin I_l$ for all $l \in [L]$.

Among others, we use the partition with the smallest L , which means $\max_{t \in I_l} t + 1 < \min_{t \in I_{l+1}} t$ (as otherwise, we could combine I_l and I_{l+1}). W.l.o.g., we assume the cardinality of each I_l is at most $\min\{M_0, M\}$, *i.e.*, $|I_l| \leq M/3$ for all $l \in [L]$ (or we only consider the last $\min\{M_0, M\}$ time steps for each I_l).

Now, we can easily see that all the offered price p_2 will be followed by a p_1 within M time steps and hence incurs refund of order $\Omega((p_2 - p_1) \min\{M_0, M\})$.

B.2. Comparisons to Classic Lower Bound Proof Techniques

Compared to classic proofs for regret lower bounds (see, *e.g.*, theorem 15.2 of Lattimore and Szepesvári (2020) or theorem 5.1 of Auer et al. (2002a)), our proof critically leverages the fact that, when the demand under p_1 is completely deterministic, whether p_2 would be selected by more than X number of times is completely determined by the first X samples of $D_t(p_2)$. Hence, we can work with a reduced sample space instead of the complete sample space (as theorem 15.2 of Lattimore and Szepesvári (2020) or theorem 5.1 of Auer et al. (2002a)).

One immediate benefit of this is that when we apply the Bretagnolle–Huber inequality in (13) (and (19)), we are able to obtain lower bounds of $\Theta(\exp(M \log_e(1 - M^{-1})))$ (and $\Theta(\exp(T^{2/3} \log_e(1 - T^{-2/3})))$) instead of the much looser $\Theta(\exp(T \log_e(1 - M^{-1})))$ (and $\Theta(\exp(T \log_e(1 - T^{-2/3})))$) were we working with the complete sample space. The latter cannot hopefully give us the desired lower bound. To the best of our knowledge, this reduced sample space technique was first presented in section 2.4 of Slivkins (2019).

C. Proof of Proposition 2

We first note that

$$u_B = a^{2-2^{1-B}} = (e\sqrt{T})^{2-2^{1-\log_2 \log(T)}} = \frac{e^2 T}{(e\sqrt{T})^{2/\log(T)}} = \frac{e^2 T}{e^{2 \log(e\sqrt{T})/\log(T)}},$$

which indicates that $u_B \geq \frac{e^2 T}{e^2} = T$. Therefore, $t_B = \min\{T, \lceil u_B \rceil\} \geq u_B \geq T$. That is to say, there are at most $B = \log_2 \log(T)$ many times of selecting p_1 after p_2 (upon the beginning or the half point of each phase). Therefore, the price protection mechanism would incur at most $O(M \log \log(T))$ regret.

To proceed, we assume w.l.o.g. that p_1 is the optimal price, *i.e.*, $\lambda_1 \geq \lambda_2$, and denote

$$\Delta = \lambda_1 - \lambda_2,$$

as the difference in expected reward between the two prices. We consider the case where $\Delta \geq \gamma$ for some $\gamma \geq \sqrt{e/T}$ to be specified (see theorem 3.1 of Auer and Ortner (2010)) as when $\Delta < \gamma$, the expected regret is at most $T\gamma$.

Let l^* be the smallest l such that $\tilde{\Delta}_l < \Delta/2$, *i.e.*,

$$l = \arg \min_l \left(\tilde{\Delta}_l < \frac{\Delta}{2} \right).$$

We would have $\tilde{\Delta}_{l^*} \geq \Delta/4$ (as $2\tilde{\Delta}_{l^*} = \tilde{\Delta}_{l^*-1} \geq \Delta/2$) and

$$\sqrt{\frac{\log(T\tilde{\Delta}_{l^*}^2)}{2n_{l^*}}} = \sqrt{\frac{\log(T\tilde{\Delta}_{l^*}^2)}{2\lceil 2\log(T\tilde{\Delta}_{l^*}^2)/\tilde{\Delta}_{l^*}^2 \rceil}} \leq \sqrt{\frac{\log(T\tilde{\Delta}_{l^*}^2)}{4\log(T\tilde{\Delta}_{l^*}^2)/\tilde{\Delta}_{l^*}^2}} < \frac{\tilde{\Delta}_{l^*}}{2} = \frac{\Delta}{4}. \quad (20)$$

We let t^* be the first time step where both $N_1(t)$ and $N_2(t)$ exceeds n_{l^*} , *i.e.*,

$$t^* = \arg \min_t (N_1(t) \geq n_{l^*} \text{ and } N_2(t) \geq n_{l^*}). \quad (21)$$

We remark that t^* can be much larger than $2n_{l^*}$ due to the exploration schedule is implemented based on t_b 's. To proceed, we consider two different cases, depending on whether either price is removed before the beginning of time step t^* :

Case A. Both p_1 and p_2 are not eliminated until time step t^* : The proof of this case is similar to that of Auer and Ortner (2010), but we include it here for completeness. In this case, both p_1 and p_2 would have been selected for n_{l^*} times. To capture this, we define the event

$$E = \left\{ \left| \hat{\lambda}_k(t^*) - \lambda_k \right| \leq \sqrt{\frac{\log(T\tilde{\Delta}_{l^*}^2)}{2N_k(t^*)}} \leq \sqrt{\frac{\log(T\tilde{\Delta}_{l^*}^2)}{2n_{l^*}}} \quad \forall k \in \{1, 2\} \right\}.$$

By Hoeffding's inequality (see, *e.g.*, (5.6) and (5.7) in Lattimore and Szepesvári (2020)) and the fact that $p_k D_t(p_k) \in [0, 1]$ is $1/4$ -subGaussian, we would have

$$\Pr(E) \geq 1 - \frac{2}{T\tilde{\Delta}_{l^*}^2}. \quad (22)$$

Conditioned on E , we have

$$\begin{aligned} \hat{\lambda}_2(t^*) + \sqrt{\frac{\log(T\tilde{\Delta}_{l^*}^2)}{2n_{l^*}}} &\leq \lambda_2 + \sqrt{\frac{2\log(T\tilde{\Delta}_{l^*}^2)}{n_{l^*}^*}} \\ &< \lambda_2 + \Delta - \sqrt{\frac{2\log(T\tilde{\Delta}_{l^*}^2)}{n_{l^*}^*}} \\ &= \lambda_1 - \sqrt{\frac{2\log(T\tilde{\Delta}_{l^*}^2)}{n_{l^*}^*}} \leq \hat{\lambda}_1(t^*) - \sqrt{\frac{\log(T\tilde{\Delta}_{l^*}^2)}{2n_{l^*}^*}}, \end{aligned}$$

where the second inequality follows from (20) and all the others are by E . In other words, event E would indicate that p_2 would be removed after phase b^* ; Otherwise, it must be that E does not hold, which happens with probability at most $2/(T\tilde{\Delta}_{l^*}^2)$ according to (22). Consequently, the contribution to expected regret of this case (we pessimistically upper bound the per round regret as Δ) is at most

$$\begin{aligned} &\text{Regret}(\text{LEAP} \mid p_1, p_2 \text{ remain until } t^*) \Pr(p_1, p_2 \text{ remain until } t^*) \\ &\leq \text{Regret}(\text{LEAP} \mid p_1, p_2 \text{ remain until } t^*) \Pr(p_1, p_2 \text{ not eliminated at } (l^*)^{\text{th}} \text{ test}) \\ &\leq T\Delta \Pr(\neg E) \leq T\Delta \frac{32}{\Delta^2} \leq \frac{32}{\Delta}. \end{aligned} \quad (23)$$

Here, we slightly overload the notation by using $\text{Regret}(\pi \mid Z)$ to denote the conditional expected regret of π under event Z .

Case B. Either p_1 or p_2 is eliminated before time step t^* : In this case, we further distinguish two different scenarios (note that LEAP cannot remove both p_1 and p_2 when there are only two prices):

- **Case B1. p_1 is eliminated before time step t^* :** The proof of this case is again similar to that of Auer and Ortner (2010). Suppose p_1 is eliminated before time step t^* , then there must exists $l < l^*$, such that

$$\hat{\lambda}_2(t^{(l)}) - \hat{\lambda}_1(t^{(l)}) > \sqrt{\frac{2\log(T\tilde{\Delta}_l^2)}{n_l}} \Rightarrow \hat{\lambda}_2(t^{(l)}) - \sqrt{\frac{\log(T\tilde{\Delta}_l^2)}{2n_l}} > \hat{\lambda}_1(t^{(l)}) + \sqrt{\frac{\log(T\tilde{\Delta}_l^2)}{2n_l}}, \quad (24)$$

where $t^{(l)}$ is the first time step when both $N_1(t)$ and $N_2(t)$ are at least n_l . To this end, we define the event,

$$E_l = \left\{ \left| \hat{\lambda}_k(t^{(l)}) - \lambda_k \right| \leq \sqrt{\frac{\log(T\tilde{\Delta}_l^2)}{2N_k(t^{(l)})}} \leq \sqrt{\frac{\log(T\tilde{\Delta}_l^2)}{2n_l}} \quad \forall k \in \{1, 2\} \right\}.$$

Again, from the Hoeffding's inequality, $\Pr(E_l) \geq 1 - 2/(T\tilde{\Delta}_l^2)$. Conditioned on E_l ,

$$\hat{\lambda}_1(t^{(l)}) + \sqrt{\frac{\log(T\tilde{\Delta}_l^2)}{2n_l}} \geq \lambda_1, \quad \lambda_2 \geq \hat{\lambda}_2(t^{(l)}) - \sqrt{\frac{\log(T\tilde{\Delta}_l^2)}{2n_l}}. \quad (25)$$

Combining (24) and (25), this would lead to the contradiction that $\lambda_2 > \lambda_1$. In other words, if p_1 is eliminated after the $t^{(l)}$, it must be that E_l does not hold.

Summing this over all possible $l < l^*$, the expected regret is at most (again, we pessimistically upper bound the per round regret as Δ)

$$\begin{aligned} & \text{Regret}(\text{LEAP} \mid p_1 \text{ eliminated before } t^*) \Pr(p_1 \text{ eliminated before } t^*) \\ & \leq T\Delta \sum_{l=1}^{l^*-1} \frac{2}{T\tilde{\Delta}_l^2} = \sum_{l=1}^{l^*-1} \frac{2\Delta}{\tilde{\Delta}_l^2} \leq \sum_{l=1}^{l^*-1} \frac{\tilde{\Delta}_l}{\tilde{\Delta}_l^2} = \sum_{l=1}^{l^*-1} \frac{1}{\tilde{\Delta}_l} \leq \frac{1}{\tilde{\Delta}_{l^*}} \leq \frac{2}{\Delta}, \end{aligned} \quad (26)$$

where the second and last inequalities utilizes the definition of l^* and the associated facts that $\tilde{\Delta}_1 > \dots > \tilde{\Delta}_{l^*-1} \geq \Delta/2$ and $\tilde{\Delta}_{l^*} < \Delta/2 \leq 4\tilde{\Delta}_{l^*}$.

- **Case B2. p_2 is eliminated before time step t^* :** This case can be drastically different than Auer and Ortner (2010) since t^* can be much larger than $2n_{l^*}$. To deal with this, we are going to leverage our design that the price with high average reward in the previous phase would be selected first.

To formalize this, we let b^* be the first phase such that $t_b \geq 2n_{l^*}$ i.e., $b^* = \arg \min_b (t_b \geq 2n_{l^*})$. Then, we would have $t^* \in [t_{b^*-1} + 1, t_{b^*}]$. Note that

$$\text{Regret}(\text{LEAP} \mid p_2 \text{ eliminated before } t^*) \Pr(p_2 \text{ eliminated before } t^*)$$

$$\begin{aligned} &\leq \Delta \mathbb{E}[N_2(t_{b^*-1} + 1)] \\ &\quad + \Delta \mathbb{E}[N_2(t_{b^*-1} + 1 : t_{b^*} + 1) \mid p_2 \text{ eliminated before } t^*] \Pr(p_2 \text{ eliminated before } t^*), \end{aligned} \quad (27)$$

where we overload the notation a bit by defining $N_2(t_1 : t_2) = \sum_{t=t_1}^{t_2-1} \mathbf{1}[i_t = 2]$.

For the first term in (27), suppose p_2 is eliminated before phase b^* , we must have that until the end of phase $b^* - 1$, *i.e.*, $t = t_{b^*-1}$, p_2 is selected by at most $2n_{l^*}$ times, and would incur an expected regret of

$$\Delta 2n_{l^*} = \Delta \left[\frac{2 \log(T \tilde{\Delta}_{l^*}^2)}{\tilde{\Delta}_{l^*}^2} \right] \leq 2\Delta \frac{8 \log(T \tilde{\Delta}_{l^*}^2)}{\tilde{\Delta}_{l^*}^2} \leq \frac{128 \log(T \Delta^2/4)}{\Delta} \leq \frac{128 \log(T \Delta^2)}{\Delta}. \quad (28)$$

For the second term in (27), we note that during phase b^* , if p_2 is selected first in phase b^* , it would be selected for at most $(t_{b^*} - t_{b^*-1})/2 \leq t_{b^*}/2$ times; Otherwise, it would be selected for at most $n_{l^*} - N_2(t_{b^*-1} + 1) \leq n_{l^*}$ times, *i.e.*,

$$\begin{aligned} &\mathbb{E}[N_2(t_{b^*-1} + 1 : t_{b^*} + 1) \mid p_2 \text{ eliminated before } t^*] \Pr(p_2 \text{ eliminated before } t^*) \\ &\leq \frac{t_{b^*}}{2} \Pr(p_2 \text{ selected first in phase } b^* \mid p_2 \text{ eliminated before } t^*) \Pr(p_2 \text{ eliminated before } t^*) \\ &\quad + n_{l^*} \Pr(p_2 \text{ not selected first in phase } b^* \mid p_2 \text{ eliminated before } t^*) \Pr(p_2 \text{ eliminated before } t^*) \\ &\leq \frac{t_{b^*}}{2} \Pr(p_2 \text{ selected first in phase } b^*, p_2 \text{ eliminated before } t^*) + n_{l^*}. \end{aligned} \quad (29)$$

For the first term, recall that LEAP would first select the price with higher empirical mean reward computed with data up to phase b^* , *i.e.*, $\arg \max_{k \in \{1, 2\}} \hat{\lambda}_k(t_{b^*-1} + 1)$, we have

$$\begin{aligned} &\Pr(p_2 \text{ selected first in phase } b^*, p_2 \text{ eliminated before } t^*) \\ &= \Pr(\hat{\lambda}_2(t_{b^*-1}) \geq \hat{\lambda}_1(t_{b^*-1}), p_2 \text{ eliminated during } [t_{b^*-1} + 1, t^*]) \\ &\leq \Pr(\hat{\lambda}_2(t_{b^*-1}) \geq \hat{\lambda}_1(t_{b^*-1})) \\ &\leq \Pr\left(\exists k \in \{1, 2\} \left| \hat{\lambda}_k(t_{b^*-1} + 1) - \lambda_k \right| \geq \frac{\Delta}{2}\right), \end{aligned} \quad (30)$$

where the second inequality uses the fact that $\hat{\lambda}_2(t_{b^*-1} + 1) \geq \hat{\lambda}_1(t_{b^*-1} + 1)$ implies that $|\hat{\lambda}_k(t_{b^*-1} + 1) - \lambda_k| \geq \Delta/2$ has to hold for at least one $k \in \{1, 2\}$.

Since each $p_k D_t(p_k) \in [0, 1]$ and is thus 1/4-subGaussian, and note that each price has accrued at $t_{b^*-1}/2$ pieces of historical data by the end of phase $b^* - 1$, we have that $\hat{\lambda}_k(t_{b^*-1} + 1) - \lambda_k$ is $1/(2t_{b^*-1})$ -subGaussian (see, *e.g.*, corollary 1.7 of Rigollet and Hütter (2018)). From a standard deviation bound (see, *e.g.*, Lemma 1.4 of Rigollet and Hütter (2018)) that for every $k \in \{1, 2\}$

$$\mathbb{E} \left[\left| \hat{\lambda}_k(t_{b^*-1} + 1) - \lambda_k \right| \right] \leq \sqrt{\frac{\pi}{t_{b^*-1}}}.$$

Hence, by the Markov's inequality and a union bound, we have

$$\Pr\left(\exists k \in \{1, 2\} \mid \hat{\lambda}_k(t_{b^*-1} + 1) - \lambda_k \geq \frac{\Delta}{2}\right) \leq \frac{2\mathbb{E}\left[\left|\hat{\lambda}_k(t_{b^*-1} + 1) - \lambda_k\right|\right]}{\Delta/2} \leq \frac{4\sqrt{\pi}}{\Delta\sqrt{t_{b^*-1}}}$$

Putting this back together with (29) and (30), we have

$$\begin{aligned} & \mathbb{E}[N_2(t_{b^*-1} + 1 : t_{b^*} + 1) \mid p_2 \text{ eliminated before } t^*] \Pr(p_2 \text{ eliminated before } t^*) \\ & \leq \frac{2t_{b^*}\sqrt{\pi}}{\Delta\sqrt{t_{b^*-1}}} + n_{l^*} \leq \frac{a\sqrt{\pi}}{\Delta} + n_{l^*} = \frac{e\sqrt{\pi T}}{\Delta} + n_{l^*}, \end{aligned}$$

where we have use the definition of t_b , *i.e.*, (4)), that $t_b^* = \lceil u_{b^*} \rceil = \lceil a\sqrt{u_{b^*-1}} \rceil \leq 2a\sqrt{t_{b^*} - 1}$ and $a = e\sqrt{T}$. Combining this with (28), we have that (27) can be upper bounded as

$$\begin{aligned} & \text{Regret}(\text{LEAP} \mid p_2 \text{ eliminated before } t^*) \Pr(p_2 \text{ eliminated before } t^*) \\ & \leq e\sqrt{\pi T} + \frac{192 \log(T\Delta^2)}{\Delta}. \end{aligned} \quad (31)$$

Summarizing (23), (26), (31), and the case when $\Delta \leq \gamma$, we have that, the expected regret (excluding refund from price protection) of LEAP is of order

$$O\left(T\Delta \mathbf{1}[\Delta \leq \gamma] + \left(\sqrt{T} + \frac{1 + \log(T\Delta^2)}{\Delta}\right) \mathbf{1}[\Delta \geq \gamma]\right). \quad (32)$$

By setting $\gamma = \Theta(1/\sqrt{T})$, the expected regret (excluding refund from price protection) is at most $O(\sqrt{T})$. The statement follows by further incorporating the expected regret from the refund.

D. Proof of Proposition 3

For the first $2N$ time periods, both prices are selected N times. If p_1 is selected starting from time step $2N + 1$, the expected regret coming from the refund mechanism is at most $N_2(2N + 1) = N = O(T^{2/3})$.

Now, suppose w.l.o.g. that price p_1 is the optimal price, and define

$$\Delta = \lambda_1 - \lambda_2. \quad (33)$$

The regret is thus $\Delta\mathbb{E}[N_2(T + 1)]$. Note that

$$\begin{aligned} \mathbb{E}[N_2(T + 1)] &= N + (T - 2N)\Pr\left(\hat{\lambda}_2(2N + 1) \geq \hat{\lambda}_1(2N + 1)\right) \\ &\leq N + T\Pr\left(\hat{\lambda}_2(2N + 1) \geq \hat{\lambda}_1(2N + 1)\right) \\ &\leq N + T\Pr\left(\exists k \in \{1, 2\} \mid \hat{\lambda}_k(2N + 1) - \lambda_k \geq \frac{\Delta}{2}\right), \end{aligned} \quad (34)$$

where the second inequality uses the fact that $\hat{\lambda}_2(2N + 1) \geq \hat{\lambda}_1(2N + 1)$ implies that $|\hat{\lambda}_k(2N + 1) - \lambda_k| \geq \Delta/2$ has to hold for at least one $k \in \{1, 2\}$, we only need to upper bound the last term in (34).

Since each $p_k D_t(p_k) \in [0, 1]$ and is thus $1/4$ -subGaussian, we have that $\hat{\lambda}_k(2N+1) - \lambda_k$ is $1/(4N)$ -subGaussian (see, *e.g.*, corollary 1.7 of Rigollet and Hütter (2018)). From a standard deviation bound (see, *e.g.*, Lemma 1.4 of Rigollet and Hütter (2018)) that for every $k \in \{1, 2\}$

$$\mathbb{E} \left[\left| \hat{\lambda}_k(2N+1) - \lambda_k \right| \right] \leq \frac{\sqrt{2\pi}}{2\sqrt{N}}.$$

Hence, by the Markov's inequality and a union bound, we have

$$\Pr \left(\exists k \in \{1, 2\} \left| \hat{\lambda}_k(2N+1) - \lambda_k \right| \geq \frac{\Delta}{2} \right) \leq \frac{2\mathbb{E} \left[\left| \hat{\lambda}_k(2N+1) - \lambda_k \right| \right]}{\Delta/2} \leq \frac{2\sqrt{2\pi}}{\Delta\sqrt{N}}$$

Putting this back to (34), we have

$$\mathbb{E}[N_2(T+1)] \leq N + \frac{2\sqrt{2\pi}T}{\Delta\sqrt{N}}.$$

Consequently, the expected regret (excluding refund) is upper bounded as

$$\Delta\mathbb{E}[N_2(T+1)] \leq N\Delta + \frac{2\sqrt{2\pi}T}{\sqrt{N}} = O(T^{2/3}).$$

The statement holds by combining this with the expected regret from refund.

E. Proof of Theorem 3

To facilitate our discussion, we further define $N_{-k}(t)$ be the number of times that price p_k is not selected before time period t (we notice that this is also equal to $t-1 - N_k(t)$), *i.e.*,

$$N_{-k}(t) = \sum_{s=1}^{t-1} 1[i_s \neq k] \quad (= t-1 - N_k(t)).$$

Similar to the proof of Theorem 1, we first establish a result regarding the refund mechanism, which shall be used extensively throughout the rest of the proof.

Proposition 7. *Suppose $D_t(p_k) \geq \mu$ holds almost surely. Given a price protection period M , for any time step $T_0 < T$, if the prices other than p_1 are selected at least M_0 times, *i.e.*, $N_{-1}(T_0) \geq M_0$, and p_1 is selected during the time interval $[T_0+1, T]$, then the refund incurred is at least $(p_2 - p_1) \min_{i \in [K]} \mu_i \min\{M, M_0\}$.*

The proof of this result is provided in Section E.1. Depending on the value of M , we distinguish three different cases.

Case 1. $M \leq \sqrt{KT}$: For this case, one can use the standard lower bound argument for the multi-armed bandit (see, *e.g.*, theorem 5.1 of Auer et al. (2002a)) to show that the lower bound is $\Omega(\sqrt{kT})$.

Case 2. $\sqrt{KT} < M < K^{1/3}T^{2/3}$: For this case, we proceed according to the following steps.

- **Step 1. Indistinguishable Instances:** We first construct the following baseline instance, *i.e.*, instance 1. The demand parameters in instance 1 satisfy:

$$\textbf{Instance 1: } p_1\mu_1 - \epsilon K^{1/2}M^{-1/2} = p_2\mu_2^{(1)} = p_3\mu_3^{(1)} = \dots = p_K\mu_K^{(1)} = \frac{1}{2}.$$

Then we construct other instances based on the instance 1. For each $i \in [K] \setminus \{1\}$, we keep μ_1 unchanged and set the demand parameters of instance i as follows:

$$\textbf{Instance } i: \mu_j^{(i)} = \mu_j^{(1)} \quad \forall j \neq i, \quad p_i\mu_i^{(i)} = p_1\mu_1^{(1)} + \epsilon K^{1/2}M^{-1/2} = p_i\mu_i^{(1)} + 2\epsilon K^{1/2}M^{-1/2}.$$

For instance i , setting the price to be p_1 will deterministically bring a payment of $p_1\mu_1$, while selecting p_j for $j \neq 1$ will lead to a random instantaneous payment following a Bernoulli distribution with support on $1/3$ and $2/3$ and mean $p_j\mu_j^{(i)}$ (we require $p_2 \geq 2/3$ so that reward $2/3$ is attainable with some demand in $[0, 1]$).

In all of the instances, we choose $\epsilon = 1/10$. We also enforce that there exists two constants $c_1, c_2 \geq 1/10$ satisfying

$$p_2 - p_1 \geq c_1, \quad D_t(p_k) \geq c_2, \quad \text{a.s. } \forall k \in [K].$$

- **Step 2. Key Event and Sample Space:** For any policy π , to determine if π has selected each price $p_k \neq p_1$ for sufficiently many times, we define $T_1 = T + 1 - K^{-1/2}M^{3/2}/2$ and the event E_1 on every price $p_k \neq p_1$ is selected for at least $M/6$ times in total before time step T_1 , *i.e.*,

$$E_1 = \left\{ N_{-1}(T_1) \geq \frac{M}{6} \right\}.$$

Note that the premise of this case imposes that $M < K^{1/3}T^{2/3}$, we thus have that $K^{-1/2}M^{3/2} < T$, therefore $T_1 > T/2 > M/6 > 0$. Our definitions of T_1 and E_1 are valid.

Associated with these is a sequence of sample space/history (for π):

$$S = \prod_{u=1}^T ([K] \cup \{\infty\}, [0, 1] \cup \{\infty\}),$$

which records the price selected i_u and the realized payment R_u (does not include refund) in each time period. We further require that if for some time step $s \in [T]$, $N_{-1}(s) \geq \lfloor M/6 \rfloor$, then $i_u = R_u = \infty$ for all $u > s$. Therefore, the sample space only contains information before the p_2, \dots, p_K are selected less than $M/6$ times in total.

We remark that since π is non-anticipatory and there is no randomness when p_1 is selected, whether E_1 holds or not is completely determined by the first $M/6$ times when the prices other than p_1 are selected, *i.e.*, E_1 can be interpreted as a subset of S . Throughout the rest of the proof, any probability or expectation is defined on S and we use $\Pr_S^{(j)}(\cdot)$ and $\mathbb{E}_S^{(j)}(\cdot)$ to denote the probability and expectation w.r.t. instance j .

• **Step 3. Complete the Proof:** We first make two observations

1. Suppose E_1 holds, then for instance 1, if p_1 is never chosen in the last $T - T_1 = K^{-1/2}M^{3/2}/2$ time steps, then the regret incurred by falsely selecting $p_k \neq p_1$ would be

$$\frac{K^{-1/2}M^{3/2}}{2}\epsilon K^{1/2}M^{-1/2} = \Omega(M);$$

Otherwise, Proposition 7 indicates that the refund incurred will be at least $c_1c_2M/6 = \Omega(M)$;

2. Suppose E_1 does not hold, then for any instance $k (\neq 1)$, we have that the regret incurred by falsely selecting p_1 is at least

$$\left(T_1 - \frac{M}{6}\right)\epsilon K^{1/2}M^{-1/2} \geq \left(\frac{T}{2} - \frac{M}{6}\right)\epsilon K^{1/2}M^{-1/2} \geq \frac{TK^{1/2}}{30M^{1/2}} = \Omega(M),$$

where we use multiple times of the premise that $K^{1/3}T^{2/3} \geq M$ and hence $T \geq K^{-1/2}M^{3/2}$.

Combining the above, we know that for any $k \neq 1$, the regret of π on instance 1 and instance k is at least

$$\Omega(M(\Pr_S^{(1)}(E_1) + \Pr_S^{(k)}(\neg E_1))). \quad (35)$$

We then try to show that $\Pr_S^{(1)}(E_1) + \Pr_S^{(k)}(\neg E_1) = \Omega(1)$ for at least one $k \in [K] \setminus \{1\}$. By the Bretagnolle-Huber inequality (see, *e.g.*, theorem 14.2 in Lattimore and Szepesvári (2020)), we have that for any $k \in [K] \setminus \{1\}$,

$$\Pr_S^{(1)}(E_1) + \Pr_S^{(k)}(\neg E_1) \geq \exp\left(-KL(\Pr_S^{(1)} \parallel \Pr_S^{(k)})\right). \quad (36)$$

Defining $Q_k(r)$ as the number of times that p_k is selected among the first r times that prices p_2, \dots, p_K are selected, *i.e.*,

$$Q_k(r) = \sum_{s=1}^T \mathbf{1}[i_s = k, N_{-1}(s+1) \leq r], \quad (37)$$

we can also show the following proposition by choosing $r = M/6$:

Proposition 8. *For any $k \in [K] \setminus \{1\}$, we have*

$$KL(\Pr_S^{(1)} \parallel \Pr_S^{(k)}) = \mathbb{E}_S^{(1)} \left[Q_k \left(\frac{M}{6} \right) \right] KL \left(\text{Bernoulli}(p_k \mu_k^{(1)}) \parallel \text{Bernoulli}(p_k \mu_k^{(k)}) \right).$$

The proof of this proposition is provided in Section E.2. To apply this result, we note that for any possible history, we have

$$\sum_{k=2}^K Q_k \left(\frac{M}{6} \right) = \sum_{s=1}^T \mathbf{1} \left[i_s \neq 1, N_{-1}(s+1) \leq \frac{M}{6} \right] \leq \frac{M}{6}.$$

Taking the expectation on instance 1, we further have

$$\sum_{k=2}^K \mathbb{E}_S^{(1)} \left[Q_k \left(\frac{M}{6} \right) \right] \leq \frac{M}{6}.$$

To this end, we define i^* as the least selected price among p_2, \dots, p_K in the first $M/6$ time steps when p_1 is not selected, *i.e.*, $i^* = \arg \min_{k \in [K] \setminus \{1\}} \mathbb{E}_S^{(1)} [Q_k(M/6)]$, then,

$$\mathbb{E}_S^{(1)} \left[Q_{i^*} \left(\frac{M}{6} \right) \right] \leq \frac{1}{K-1} \sum_{k=2}^K \mathbb{E}_S^{(1)} \left[Q_k \left(\frac{M}{6} \right) \right] \leq \frac{M}{6(K-1)} \leq \frac{M}{3K}.$$

Therefore, following (36) and Proposition 8, we have

$$\begin{aligned} \Pr_S^{(1)}(E_1) + \Pr_S^{(i^*)} &\geq \exp \left(-\mathbb{E}_S^{(1)} \left[Q_k \left(\frac{M}{6} \right) \right] \text{KL} \left(\text{Bernoulli}(p_{i^*} \mu_{i^*}^{(1)}) \parallel \text{Bernoulli}(p_{i^*} \mu_{i^*}^{(i^*)}) \right) \right) \\ &\geq \exp \left(-\frac{M}{6K} \log_e \left(1 - \frac{16\epsilon^2 K}{M} \right) \right) \geq \exp(-1), \end{aligned} \quad (38)$$

where the last step uses the fact that for $x \in [0, 1/4]$, $\log_e(1-x) \geq -4 \log_e(4/3)x \geq -4x$ and $M \geq \sqrt{KT} \geq K$.

Combining (35) and (38), the expected regret of π on the instance 1 and instance i^* sum up to $\Omega(M)$, which indicates that π has to incur $\Omega(M)$ expected regret in at least one of them.

Case 3. $M > K^{1/3}T^{2/3}$: For this case, we proceed according to the following steps.

- **Step 1. Indistinguishable Instances:** We first construct the following baseline instance (instance 1). The demand parameters in instance 1 are as follows:

$$\textbf{Instance 1: } p_1 \mu_1^{(1)} - \epsilon K^{1/3} T^{-1/3} = p_2 \mu_2^{(1)} = p_3 \mu_3^{(1)} = \dots = p_K \mu_K^{(1)} = \frac{1}{2}.$$

Then we construct other instances based on the baseline instance. For each $i \in [K] \setminus \{1\}$, we set the demand parameters of instance i as follows:

$$\textbf{Instance } i: \mu_j^{(i)} = \mu_j^{(1)} \quad \forall j \neq i, \quad p_i \mu_i^{(i)} = p_1 \mu_1^{(i)} + \epsilon K^{1/3} M^{-1/3} = p_i \mu_i^{(1)} + 2\epsilon K^{1/3} T^{-1/3}.$$

For instance i , setting the price to be p_1 will deterministically bring a revenue of $p_1 \mu_1^{(i)}$, while selecting p_j for $j \neq 1$ will lead to a reward following a Bernoulli distribution with mean $p_j \mu_j^{(i)}$.

In all of the instances, we choose $\epsilon = 1/10$. We also enforce that there exists two constants $c_1, c_2 \geq 1/10$ satisfying

$$p_2 - p_1 \geq c_1; \quad \mu_1, \mu_i^{(j)} \geq c_2, \quad \forall i, j \in [k].$$

- **Step 2. Key Event and Sample Space:** For any policy π , to determine if π has selected each price $p_k \neq p_1$ for sufficiently many times, we define $T_1 = T/2 + 1$ and the event E_1 on every price $p_k \neq p_1$ is selected for at least $K^{1/3}T^{2/3}/6$ times in total before time period T_1 , *i.e.*,

$$E_1 = \left\{ N_{-1}(T_1) \geq \frac{K^{1/3}T^{2/3}}{6} \right\}.$$

Note that the premise of this case imposes that $K < T$, we thus have that $K^{1/3}T^{2/3} < T$, therefore $T_1 > T/2 > K^{1/3}T^{2/3}/6 > 0$. Our definitions of T_1 and E_1 are valid.

Associated with these is a sequence of sample space/history (for π):

$$S = \prod_{u=1}^T ([K] \cup \{\infty\}, [0, 1] \cup \{\infty\}),$$

which records the price selected i_u and the realized payment R_u (does not include refund) in each time period. We further require that if for some time step $s \in [T]$, $N_{-1}(s) \geq \lfloor K^{1/3}T^{2/3}/6 \rfloor$, then $i_u = R_u = \infty$ for all $u > s$. Therefore, the sample space only contains information before the p_2, \dots, p_K are selected less than $K^{1/3}T^{2/3}/6$ times in total.

We remark that since π is non-anticipatory and there is no randomness when p_1 is selected, whether E_1 holds or not is completely determined by the first $K^{1/3}T^{2/3}/6$ times when the prices other than p_1 are selected, *i.e.*, E_1 can be interpreted as a subset of S . Throughout the rest of the proof, any probability or expectation is defined on S and we use $\Pr_S^{(j)}(\cdot)$ and $\mathbb{E}_S^{(j)}(\cdot)$ to denote the probability and expectation w.r.t. instance j .

• **Step 3. Complete the Proof:** We first make two observations

1. Suppose E_1 holds, then for instance 1, if p_1 is never chosen in the last $T - T_1 = T/2$ time steps, then the regret incurred by falsely selecting $p_k \neq p_1$ would be

$$\frac{T}{2} \epsilon K^{1/3} T^{-1/3} = \Omega(K^{1/3} T^{2/3});$$

Otherwise, Proposition 7 indicates that the refund incurred will be at least $c_1 c_2 K^{1/3} T^{2/3}/6 = \Omega(K^{1/3} T^{2/3})$;

2. Suppose E_1 does not hold, then for any instance $k (\neq 1)$, we have that the regret incurred by falsely selecting p_1 is at least

$$\left(T_1 - \frac{K^{1/3} T^{2/3}}{6} \right) \epsilon K^{1/3} T^{-1/3} \geq \left(\frac{T}{2} - \frac{T}{6} \right) \epsilon K^{1/3} T^{-1/3} \geq \frac{K^{1/3} T}{30 T^{1/3}} = \Omega(K^{1/3} T^{2/3}),$$

where we use multiple times of the premise that $K^{1/3} T^{2/3} \leq T$.

Combining the above, we know that for any $k \neq 1$, the regret of π on instance 1 and instance k is at least

$$\Omega(M(\Pr_S^{(1)}(E_1) + \Pr_S^{(k)}(\neg E_1))). \quad (39)$$

We then try to show that $\Pr_S^{(1)}(E_1) + \Pr_S^{(k)}(\neg E_1) = \Omega(1)$ for at least one $k \in [K] \setminus \{1\}$. By the Bretagnolle-Huber inequality (see, *e.g.*, theorem 14.2 in Lattimore and Szepesvári (2020)), we have that for any $k \in [K] \setminus \{1\}$,

$$\Pr_S^{(1)}(E_1) + \Pr_S^{(k)}(\neg E_1) \geq \exp\left(-\text{KL}(\Pr_S^{(1)} \parallel \Pr_S^{(k)})\right). \quad (40)$$

We still use the notation $Q_k(r)$ defined in (37). Similar to Proposition 8, we can also show the following proposition by choosing $r = K^{1/3}T^{2/3}/6$:

Proposition 9. *For any $k \in [K] \setminus \{1\}$, we have*

$$KL(P_{r_S^{(1)}} || P_{r_S^{(k)}}) = \mathbb{E}_S^{(1)} \left[Q_k \left(\frac{K^{1/3}T^{2/3}}{6} \right) \right] KL \left(\text{Bernoulli}(p_k \mu_k^{(1)}) || \text{Bernoulli}(p_k \mu_k^{(k)}) \right).$$

The proof of this proposition is very similar to that of Proposition 8 and is thus omitted. To apply this result, we note that for any possible history, we have

$$\sum_{k=2}^K Q_k \left(\frac{K^{1/3}T^{2/3}}{6} \right) = \sum_{s=1}^T \mathbf{1} \left[i_s \neq 1, N_{-1}(s+1) \leq \frac{K^{1/3}T^{2/3}}{6} \right] \leq \frac{K^{1/3}T^{2/3}}{6}.$$

Taking the expectation w.r.t. instance 1, we further have

$$\sum_{k=2}^K \mathbb{E}_S^{(1)} \left[Q_k \left(\frac{K^{1/3}T^{2/3}}{6} \right) \right] \leq \frac{K^{1/3}T^{2/3}}{6}.$$

To this end, we define i^* as the least selected price among p_2, \dots, p_K in the first $K^{1/3}T^{2/3}/6$ time steps when p_1 is not selected, *i.e.*, $i^* = \arg \min_{k \in [K] \setminus \{1\}} \mathbb{E}_S^{(1)} [Q_k(K^{1/3}T^{2/3}/6)]$, then,

$$\mathbb{E}_S^{(1)} \left[Q_{i^*} \left(\frac{K^{1/3}T^{2/3}}{6} \right) \right] \leq \frac{1}{K-1} \sum_{k=2}^K \mathbb{E}_S^{(1)} \left[Q_k \left(\frac{K^{1/3}T^{2/3}}{6} \right) \right] \leq \frac{K^{1/3}T^{2/3}}{6(K-1)} \leq \frac{T^{2/3}}{3K^{2/3}}.$$

Therefore, following (40) and Proposition 8, we have

$$\begin{aligned} \Pr_S^{(1)}(E_1) + \Pr_S^{(i^*)} &\geq \exp \left(-\mathbb{E}_S^{(1)} \left[Q_k \left(\frac{M}{6} \right) \right] KL \left(\text{Bernoulli}(p_{i^*} \mu_{i^*}^{(1)}) || \text{Bernoulli}(p_{i^*} \mu_{i^*}^{(i^*)}) \right) \right) \\ &\geq \exp \left(-\frac{T^{2/3}}{6K^{2/3}} \log_e \left(1 - \frac{16\epsilon^2 K^{2/3}}{T^{2/3}} \right) \right) \geq \exp(-1), \end{aligned} \quad (41)$$

where the last step uses the fact that for $x \in [0, 1/4]$, $\log_e(1-x) \geq -4\log_e(4/3)x \geq -4x$ and $T \geq K$.

Combining (39) and (41), the expected regret of π on the instance 1 and instance i^* sum up to $\Omega(K^{1/3}T^{2/3})$, which indicates that π has to incur $\Omega(K^{1/3}T^{2/3})$ expected regret in at least one of them.

E.1. Proof of Proposition 7

We denote all time intervals when p_1 is not selected as I_1, \dots, I_L . That is, if $t < T_0$ and $i_t \neq 1$, then $t \in I_l$ for some $l \in [L]$; otherwise, $t \notin I_l$ for all $l \in [L]$. Among others, we use the partition with the smallest L , that is $\max_{t \in I_l} t + 1 < \min_{t \in I_{l+1}} t$.

If there exists $l \in [L]$ such that $|I_l| \geq M$, then the last M time steps of I_l will incur a refund of at least $(p_2 - p_1)M \min_{i \in [k]} \mu_i$; otherwise for all time step when p_1 is not selected, p_1 is selected within M time steps, which will incur a refund of at least $(p_2 - p_1)M_0 \min_{i \in [k]} \mu_i$. Therefore the refund incurred is at least $(p_2 - p_1) \min_{i \in [k]} \mu_i \min\{M, M_0\}$.

E.2. Proof of Proposition 8

Similar to S , we define a sequence of sample space for the first $t - 1$ time steps:

$$S_t = \prod_{u=1}^{t-1} ([K] \cup \{\infty\}, [0, 1] \cup \{\infty\}),$$

which records the price selected i_u and the realized instantaneous payment R_u (excluding refund) in each time step of $1, \dots, t - 1$. Similar to the definition of S , we also require that if for some time step $s \in [t - 1]$, the number of times that the p_2, \dots, p_K are selected in total already exceeds $M/6$, then $i_u = R_u = \infty$ for all $u > s$.

We denote $\{S_t^{(u)}\}_{u=1}^{m_t}$ to be all possible trajectories, and for each trajectory $S_t^{(u)}$, we denote the number of times that p_2, \dots, p_K are recorded as $V(S_t^{(u)})$ (the time periods recorded as (∞, ∞) are ignored), *i.e.*,

$$V(S_t^{(u)}) = \sum_{s=1}^{t-1} \mathbf{1}[i_s \neq 1, i_s \neq \infty]. \quad (42)$$

By the chain rule of the KL divergence (see, *e.g.*, theorem 2.5.3 of Cover and Thomas (2006)), we have

$$\text{KL}(\text{Pr}_S^{(1)} \parallel \text{Pr}_S^{(k)}) = \sum_{t=1}^T \sum_{u=1}^{m_t} \text{Pr}^{(1)}(S_t^{(u)}) \cdot \text{KL}(\text{Pr}_S^{(1)}(\{i_t, R_t | S_t^{(u)}\}) \parallel \text{Pr}_S^{(k)}(\{i_t, R_t | S_t^{(u)}\})). \quad (43)$$

If $V(S_t^{(u)}) \geq \lfloor M/6 \rfloor$, then regardless of instance, $(i_t, R_t) = (\infty, \infty)$, and

$$\text{KL}(\text{Pr}_S^{(1)}(\{i_t, R_t | S_t^{(u)}\}) \parallel \text{Pr}_S^{(k)}(\{i_t, R_t | S_t^{(u)}\})) = 0.$$

Therefore

$$\begin{aligned} & \sum_{u=1}^{m_{t-1}} \text{Pr}_S^{(1)}(S_t^{(u)}) \cdot \text{KL}(\text{Pr}_S^{(1)}(\{i_t, R_t | S_t^{(u)}\}) \parallel \text{Pr}_S^{(k)}(\{i_t, R_t | S_t^{(u)}\})) \\ &= \sum_{V(S_t^{(u)}) < \lfloor M/6 \rfloor} \text{Pr}^{(1)}(S_t^{(u)}) \cdot \text{KL}(\text{Pr}_S^{(1)}(\{i_t, R_t | S_t^{(u)}\}) \parallel \text{Pr}_S^{(k)}(\{i_t, R_t | S_t^{(u)}\})) \\ &= \sum_{V(S_t^{(u)}) < \lfloor M/6 \rfloor} \text{Pr}_S^{(1)}(S_t^{(u)}) \left(\sum_{j=2}^K \text{Pr}_S^{(1)}(i_t = j | S_t^{(u)}) \cdot \text{KL}(\text{Bernoulli}(p_j \mu_j^{(1)}) \parallel \text{Bernoulli}(p_j \mu_j^{(k)})) \right) \\ &= \sum_{V(S_t^{(u)}) < \lfloor M/6 \rfloor} \sum_{j=2}^K \text{Pr}_S^{(1)}(S_t^{(u)}) \text{Pr}_S^{(1)}(i_t = j | S_t^{(u)}) \cdot \text{KL}(\text{Bernoulli}(p_j \mu_j^{(1)}) \parallel \text{Bernoulli}(p_j \mu_j^{(k)})). \quad (44) \end{aligned}$$

Since $p_j \mu_j^{(1)} = p_j \mu_j^{(k)}$ for all $j \neq k$, we have

$$\sum_{j=2}^K \text{Pr}_S^{(1)}(S_t^{(u)}) \cdot \text{Pr}_S^{(1)}(i_t = j | S_t^{(u)}) \cdot \text{KL}(\text{Bernoulli}(p_j \mu_j^{(1)}) \parallel \text{Bernoulli}(p_j \mu_j^{(k)}))$$

$$\begin{aligned}
&= \Pr_S^{(1)}(S_t^{(u)}) \Pr_S^{(1)}(i_t = k \mid S_t^{(u)}) \cdot \text{KL}(\text{Bernoulli}(p_k \mu_k^{(1)}) \parallel \text{Bernoulli}(p_k \mu_k^{(k)})) \\
&= \Pr_S^{(1)}(S_t^{(u)}, i_t = k) \cdot \text{KL}(\text{Bernoulli}(p_k \mu_k^{(1)}) \parallel \text{Bernoulli}(p_k \mu_k^{(k)})). \tag{45}
\end{aligned}$$

Combining (43)(44)(45) we have

$$\begin{aligned}
\text{KL}(\Pr_S^{(1)} \parallel \Pr_S^{(k)}) &= \text{KL}(\text{Bernoulli}(p_k \mu_k^{(1)}) \parallel \text{Bernoulli}(p_k \mu_k^{(k)})) \sum_{t=1}^T \sum_{V(S_t^{(u)}) < \lfloor M/6 \rfloor} \Pr_S^{(1)}(S_t^{(u)}, i_t = k) \\
&= \text{KL}(\text{Bernoulli}(p_k \mu_k^{(1)}) \parallel \text{Bernoulli}(p_k \mu_k^{(k)})) \sum_{t=1}^T \Pr_S^{(1)}\left(i_t = k, N_{-1}(t) \leq \frac{M}{6} - 1\right) \\
&= \text{KL}(\text{Bernoulli}(p_k \mu_k^{(1)}) \parallel \text{Bernoulli}(p_k \mu_k^{(k)})) \sum_{t=1}^T \Pr_S^{(1)}\left(i_t = k, N_{-1}(t+1) \leq \frac{M}{6}\right) \\
&= \text{KL}(\text{Bernoulli}(p_k \mu_k^{(1)}) \parallel \text{Bernoulli}(p_k \mu_k^{(k)})) \mathbb{E}_S^{(1)} \sum_{t=1}^T \mathbb{1}\left[i_t = k, N_{-1}(t+1) \leq \frac{M}{6}\right] \\
&= \text{KL}(\text{Bernoulli}(p_k \mu_k^{(1)}) \parallel \text{Bernoulli}(p_k \mu_k^{(k)})) \mathbb{E}_S^{(1)} \left[Q_k \left(\frac{M}{6} \right) \right].
\end{aligned}$$

Therefore

$$\text{KL}(\Pr_S^{(1)} \parallel \Pr_S^{(k)}) = \mathbb{E}_S^{(1)} \left[Q_k \left(\frac{M}{6} \right) \right] \text{KL}(\text{Bernoulli}(p_k \mu_k^{(1)}) \parallel \text{Bernoulli}(p_k \mu_k^{(k)})).$$

F. Proof of Theorem 4

We distinguish three different cases:

Case 1. $M \leq \sqrt{KT}$: By Theorem 3.1 of Auer and Ortner (2010) we have $\text{Regret}'(\mathcal{A}) = O(\sqrt{KT} \log(K))$, and $B_{\mathcal{A}} \leq \log_2(T/e)/2 + 1 = O(\log T)$. By Proposition 4 we have that in this case $\text{Regret}(\mathcal{A}) = O(\sqrt{KT} \log(K) + M \log(T))$.

Case 2. $\sqrt{KT} < M \leq K^{1/3} T^{2/3}$: By Theorem 4 of Gao et al. (2019) we have $\text{Regret}'(\mathcal{A}) = O(\sqrt{KT} \log(K) \sqrt{\log(T)})$, and $B_{\mathcal{A}} \leq \log_2(\log(T)) = O(\log(\log(T)))$. By Proposition 4 we have that in this case $\text{Regret}(\mathcal{A}) = O(\sqrt{KT} \log(K) \sqrt{\log(T)} + M \log(\log(T)))$.

Case 3. $M > K^{1/3} T^{2/3}$: We first discuss the upper bound for $\text{Regret}'(\mathcal{A})$. We assume w.l.o.g. that $\lambda_1 = \max_{k \in [K]} \lambda_k$, and we denote $i^* = \arg \max_{k \in [K]} \hat{\lambda}_k(n)$, where $n = \lceil T^{2/3} K^{-2/3} \rceil$. Then the regret without refund will be

$$n \sum_{k \neq 1} (\lambda_1 - \lambda_k) + (T - Kn) \mathbb{E}[\lambda_1 - \lambda_{i^*}] \leq (K-1)n\lambda_1 + T \mathbb{E}[\lambda_1 - \lambda_{i^*}].$$

Since $\lambda_1 = \mathbb{E}[\hat{\lambda}_1(n)]$, we have

$$\mathbb{E}[\lambda_1 - \lambda_{i^*}] = \mathbb{E}[\hat{\lambda}_1(n) - \lambda_{i^*}].$$

By the definition of i^* we have that $\hat{\lambda}_1(n) \leq \max_{k \in [K]} \hat{\lambda}_k(n) = \hat{\lambda}_{i^*}(n)$, therefore $\hat{\lambda}_1(n) \leq \hat{\lambda}_{i^*}(n)$ for any realization of demand, and we have

$$\mathbb{E}[\hat{\lambda}_1(n) - \lambda_{i^*}] = \mathbb{E}[\hat{\lambda}_1(n) - \hat{\lambda}_{i^*}(n) + \hat{\lambda}_{i^*}(n) + \lambda_{i^*}] \leq \mathbb{E}[\hat{\lambda}_{i^*}(n) - \lambda_{i^*}] \leq \mathbb{E} \left[\max_{k \in [K]} (\hat{\lambda}_k(n) - \lambda_k) \right].$$

Since $p_k D_k \in [0, 1]$, $\{p_k D_k - \lambda_k\}$ are $1/4$ -subgaussian random variables, and $\{\hat{\lambda}_k(n) - \lambda_k\}$ are $1/(4n)$ -subgaussian random variables. By the maximal inequality (see, *e.g.*, theorem 1.14 of Rigollet and Hütter (2018)), we have

$$\mathbb{E} \left[\max_{k \in [K]} (\hat{\lambda}_k(n) - \lambda_k) \right] \leq \frac{1}{2\sqrt{n}} \sqrt{2 \log(K)}.$$

Therefore the regret without refund will be upper bounded by

$$Kn\lambda_1 + \frac{T}{\sqrt{2n}} \sqrt{\log(K)}.$$

and if we choose $n = \lceil T^{2/3} K^{-2/3} \rceil$ then the regret will be $O(K^{1/3} T^{2/3} \sqrt{\log(K)})$.

Then we consider the refund incurred. Since the prices remain the same after the first Kn time steps, the refund is upper bounded by $Kn\lambda_1(p_K - p_1) = O(K^{1/3} T^{2/3})$. Combining the two parts of discussions we have that the regret in this case is $O(K^{1/3} T^{2/3} \sqrt{\log(K)})$.