

Topological phase transition between non-high symmetry critical phases and curvature function renormalization group

Ranjith R Kumar,^{1,2,*} Y R Kartik,^{1,2,†} and Sujit Sarkar^{1,‡}

¹*Theoretical Sciences Division, Poornaprajna Institute of Scientific Research, Bidalur, Bengaluru-562164, India.*

²*Graduate Studies, Manipal Academy of Higher Education, Madhava Nagar, Manipal-576104, India.*

(Dated: August 21, 2023)

The interplay between topology and criticality has been a recent interest of study in condensed matter physics. A unique topological transition between certain critical phases has been observed as a consequence of the edge modes living at criticalities. In this work, we generalize this phenomenon by investigating possible transitions between critical phases which are non-high symmetry in nature. We find the triviality and non-triviality of these critical phases in terms of the decay length of the edge modes and also characterize them using the winding numbers. The distinct non-high symmetry critical phases are separated by multicritical points with linear dispersion at which the winding number exhibits the quantized jump, indicating a change in the topology (number of edge modes) at the critical phases. Moreover, we reframe the scaling theory based on the curvature function, i.e. curvature function renormalization group method to efficiently address the non-high symmetry criticalities and multicriticalities. Using this we identify the conventional topological transition between gapped phases through non-high symmetry critical points, and also the unique topological transition between critical phases through multicritical points. The renormalization group flow, critical exponents and correlation function of Wannier states enable the characterization of non-high symmetry criticalities along with multicriticalities.

I. INTRODUCTION

Topological states of matter have received a huge attention from both theoretical and experimental physicists in recent years¹⁻⁵. Non-trivial topology of the electronic band structure dictates the formation of localized stable edge modes which are protected by the bulk gap^{6,7}. Number of edge modes are counted using topological invariant number, which is defined as the integral of the curvature function (Berry connection, Berry curvature, etc) over the Brillouin zone⁸⁻¹⁰. The topological invariant shows quantized jump associated with the bulk gap closing at a critical point. Therefore, a topological transition between distinct gapped phases is characterized by the bulk gap closing and opening along with the quantized jump in the values of invariant numbers¹¹⁻¹⁴.

Moreover, the quantization signifies the divergence in the curvature function at the critical point, which allows one to frame a scaling theory and correlation factors using the curvature function¹⁵⁻²⁶. A renormalization group (RG) method developed by iteratively finding a parameter space away from the critical point such as to reduce the divergence in the curvature function by driving it to its fixed point configuration. As this procedure does not change the topology of the band structure, eventually, the RG flow lines characterize the topological phase transition. The Lorentzian form of the curvature function near a critical point allows one to obtain the decay length of the edge modes at gapped topological phases^{20,27}. The decay length diverges on approaching a critical point, indicating the edge modes decays into the bulk. Therefore, the edge modes were believed to exist only with a finite bulk gap.

Recently, this conventional understanding has been re-investigated and the edge modes are observed to be local-

ized and stable even at certain critical points²⁸⁻⁴⁰. Therefore, similar to the gapped topological phases, certain critical phases also possess localized stable edge modes. The critical phases with topological and non-topological characters are identified as the high symmetry (HS) in nature since the gap closing occurs at the HS points in momentum space⁴⁰. The distinct HS critical phases are separated by the multicritical points and favor an unusual topological transition between them. This transition occurs without gap closing and opening at HS points in contrast to the conventional topological transition^{26,31,32,40}. The multicritical points which favor the transition are found to have quadratic dispersion. In general, they are the intersection points of the distinct criticalities and are studied in different contexts⁴¹⁻⁴³. The scaling theory developed to identify the topological transition between gapped phases, are reframed to identify the topological transition between HS critical phases^{26,40}. The RG flow lines, correlation factors and decay length of edge modes at criticality, effectively characterized the topological transition⁴⁰.

In the topological systems, increasing the nearest-neighbor couplings leads to prominent behavior of non-high symmetry (non-HS) critical points apart from the HS ones^{44,45}. The existence of stable localized edge modes at non-HS critical phases has not been explored previously. Furthermore, the possibility of unique topological transition between distinct non-HS critical phases is an interesting open question and require a detailed investigation. On the other hand, scaling theory based on the curvature function fails to capture the topological transition at a non-HS critical point between gapped phases^{23,24}. Therefore, the generalization of this method to identify the possible topological transition between non-HS critical phases is not straightforward.

Therefore, in the present work, our motivation is three-fold. (i) We generalize the curvature function renormalization group (CRG) theory to characterize the non-HS quantum criticality. We develop and perform the CRG to identify the topological transition, at a non-HS critical point, between gapped phases. (ii) We identify the topological and trivial non-HS critical phases by investigating the existence of edge modes both analytically and numerically. (iii) We identify and explore the unique topological phase transition between non-HS critical phases via multicritical points. We reframe the CRG method to capture the topological transition, at a multicritical point, between non-HS critical phases.

The article is laid out as follows: In Section.II we introduce the model and the topological phase diagrams. Section.III describes the CRG method for topological transition at non-HS critical point between gapped phases. The diverging property, critical exponents and correlation factors using curvature functions are discussed. In Section.IV we demonstrate the existence of trivial and topological non-HS critical phases and the edge mode localizations. These results are supported by the winding number calculations and numerical analysis carried at non-HS criticality. In Section.V, the CRG method for topological transition at multicritical point between non-HS critical phases is discussed. We also discuss the behavior of curvature function, its exponents and the correlation factors at non-HS criticalities. We discuss the results and its experimental observabilities in Section.VI and finally conclude.

II. MODEL AND TOPOLOGICAL PHASE DIAGRAM

We consider one dimensional lattice chain of spinless fermions in momentum space with onsite potential (Γ_0), nearest neighbor (Γ_1), next-nearest neighbor (Γ_2), and next-next-nearest neighbor (Γ_3) couplings. The two-band Bloch Hamiltonian can be written in the pseudospin basis as

$$\mathcal{H}(k, \mathbf{\Gamma}) = \boldsymbol{\chi}(k) \cdot \boldsymbol{\sigma} = \chi_x(k)\sigma_x + \chi_y(k)\sigma_y + \chi_z(k)\sigma_z, \quad (1)$$

where $\mathbf{\Gamma} = \{\Gamma_0, \Gamma_1, \Gamma_2, \Gamma_3\}$, $\chi_x(k) = \Gamma_0 + \Gamma_1 \cos k + \Gamma_2 \cos 2k + \Gamma_3 \cos 3k$, $\chi_y(k) = \Gamma_1 \sin k + \Gamma_2 \sin 2k + \Gamma_3 \sin 3k$, $\chi_z(k) = 0$ and $\boldsymbol{\sigma} = (\sigma_x, \sigma_y, \sigma_z)$ are the Pauli matrices. The model represents the 1D topological insulator and superconductor with extended nearest neighbor couplings^{6,40,44-46}. Topological distinct gapped phases of the model can be identified with the winding number

$$w = \frac{1}{2\pi} \oint_{BZ} \frac{\chi_x \partial_k \chi_y - \chi_y \partial_k \chi_x}{\chi_x^2 + \chi_y^2} dk, \quad (2)$$

where $w \in \mathbb{Z}$ (integer), as shown in Fig.1. Topological phase transitions between distinct gapped phases are associated with the gap closing, $E_k = \pm \sqrt{\chi_x^2 + \chi_y^2} = 0$.

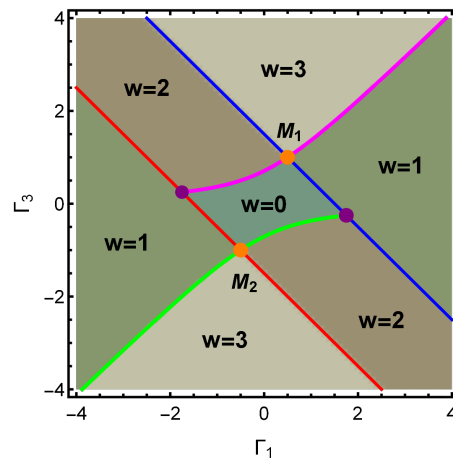


FIG. 1. Topological phase diagram. Plotted in the plane $\Gamma_1 - \Gamma_3$ with $\Gamma_0 = 1$, $\Gamma_2 = 0.5$. The gapped phases are identified with integer winding number. These phases are separated by the four critical lines. The HS critical lines are represented in red (for $k_0 = 0$) and blue (for $k_0 = \pm\pi$). The non-HS critical lines are represented in magenta (for $\pm k_0$ in Eq.3) and green (for $\pm k_0$ in Eq.4). Among the four multicritical points two are identified with quadratic dispersion (purple dots) and other two are identified with linear dispersion (orange dots) which are labeled $M_{1,2}$.

This dictates the critical lines across which the winding number changes.

The gap closing momenta k_0 (critical momenta) in the Brillouin zone can be either HS or non-HS in nature. The momenta with $k_0 = -k_0$, (up to a reciprocal lattice vector) are referred to as the HS points and are associated with space-group symmetries^{19,47,48}. In our model, there are two HS points at $k_0 = 0, \pm\pi$, as shown in Fig.2(a) and (b). The distinct gapped phases (i.e. $w = 0 \leftrightarrow 1$, $w = 1 \leftrightarrow 2$, and $w = 2 \leftrightarrow 3$) are separated by HS critical points at which the gap closes at HS momenta in the Brillouin zone. The critical points in the parameter space can be traced with a line on which every point closes the gap at HS momenta and is referred to as a critical line. In our model, the critical momenta $k_0 = 0$ yields the critical line $\Gamma_3 = -(\Gamma_0 + \Gamma_1 + \Gamma_2)$ (red line in Fig.1), and $k_0 = \pm\pi$ yields the critical line $\Gamma_3 = (\Gamma_0 - \Gamma_1 + \Gamma_2)$ (blue line in Fig.1).

As the nearest-neighbor couplings are increased the gap closing can also occur at arbitrary points in the Brillouin zone, which are referred to as non-HS points^{20,47,48}. The distinct gapped phases (i.e. $w = 0 \leftrightarrow 2$, and $w = 1 \leftrightarrow 3$) are also separated by non-HS critical points/lines at which the gap closes at non-HS momenta in the Brillouin zone. Moreover, at each point on the non-HS critical lines, the gap closing occurs at a pair of non-HS momenta, as shown in Fig.2(c) and (d). In our model, these points can be obtained for

$$k_0 = \pm \arccos((-2\Gamma_2 + \sqrt{4\Gamma_2^2 - 16\Gamma_3(\Gamma_1 - \Gamma_3)})/8\Gamma_3) \quad (3)$$

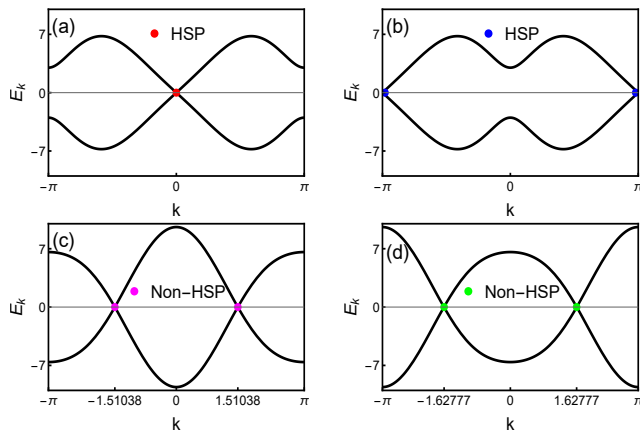


FIG. 2. Energy dispersion for HS and non-HS critical points. (a) HS point at $k_0 = 0$ which can be obtained for the values of the parameters satisfying the relation $\Gamma_3 = -(\Gamma_0 + \Gamma_1 + \Gamma_2)$ (red critical line in Fig.1). (b) HS point at $k_0 = \pm\pi$ which can be obtained for the values of the parameters satisfying the relation $\Gamma_3 = (\Gamma_0 - \Gamma_1 + \Gamma_2)$ (blue critical line in Fig.1). (c) Non-HS point at k_0 in Eq.3 where the values of the parameters satisfy $\Gamma_3 = (\Gamma_1 + \sqrt{\Gamma_1^2 + 4\Gamma_0(\Gamma_0 - \Gamma_2)})/2$ (magenta critical line in Fig.1). (d) Non-HS point at k_0 in Eq.4 where the values of the parameters satisfy $\Gamma_3 = (\Gamma_1 - \sqrt{\Gamma_1^2 + 4\Gamma_0(\Gamma_0 - \Gamma_2)})/2$ (green critical line in Fig.1).

which yield the critical line $\Gamma_3 = (\Gamma_1 + \sqrt{\Gamma_1^2 + 4\Gamma_0(\Gamma_0 - \Gamma_2)})/2$ (magenta line in Fig.1), and

$$k_0 = \pm \arccos((-2\Gamma_2 - \sqrt{4\Gamma_2^2 - 16\Gamma_3(\Gamma_1 - \Gamma_3)})/8\Gamma_3) \quad (4)$$

which yield the critical line $\Gamma_3 = (\Gamma_1 - \sqrt{\Gamma_1^2 + 4\Gamma_0(\Gamma_0 - \Gamma_2)})/2$ (green line in Fig.1). Therefore, HS and non-HS critical lines together distinguish the gapped phases with $w = 0, 1, 2, 3$ as shown in Fig.1. Note that, the pair of non-HS gap closing points have identical critical properties. Therefore, we address only one point throughout the discussion.

Moreover, the model possess four multicritical points at the intersections of HS and non-HS critical lines. Two of them are identified with quadratic dispersion (purple dots in Fig.1) whilst the other two are with linear dispersion (orange dots, named M_1 and M_2 in Fig.1). The quadratic multicriticalities are obtained for $\Gamma_1 = \pm(3\Gamma_0 + \Gamma_2)/2$ and linear multicriticalities are obtained for $\Gamma_1 = \pm\Gamma_2$ (here the sign ' \pm ' represents M_1 and M_2 respectively). In our model, each non-HS critical line is separated by the multicritical points into two segments. These two segments can be identified with distinct topologies (discussed later). Moreover, the critical lines manifest as critical regions or critical surfaces in the three-dimensional parameter space. Every point on this critical surface is a gap-closing critical point. Therefore, we refer to the different segments of critical lines as critical phases.

Localized edge modes living at certain criticalities,

lead to a unique topological transition along the critical lines between distinct critical phases^{26,40}. In this work, we aim to identify topological distinct nature among the non-HS critical phases and the topological transition between them. We achieve this in three steps. At first, we develop CRG method to address the non-HS criticality and show that it works in identifying the conventional topological transition between gapped phases (Section.III). Later, we construct the model at non-HS criticality and show topological distinct non-HS critical phases and its edge mode solutions both analytically and numerically (Section.IV). Finally, we reframe the CRG method to work at non-HS criticality in order to capture the unique topological transition between non-HS critical phases (Section.V).

III. CRG FOR TOPOLOGICAL TRANSITION BETWEEN GAPPED PHASES THROUGH NON-HS QUANTUM CRITICALITY

The critical behavior of the system can be captured by a scaling scheme based on the divergence of curvature function at a critical point¹⁵. The curvature function can be defined as

$$F(k, \Gamma) = \frac{\chi_x \partial_k \chi_y - \chi_y \partial_k \chi_x}{\chi_x^2 + \chi_y^2}, \quad (5)$$

whose integral over the Brillouin zone gives the winding number in Eq.2. The scaling involves finding a Γ' for every Γ such that $F(k_0, \Gamma') = F(k_0 + \delta k, \Gamma)$, where δk is small deviation from a HS point k_0 . This procedure gradually reduces the deviation in the curvature function from its fixed point configuration while preserving the topological property¹⁵. Eventually, the scaling scheme yields RG flow in parameter space which enable the identification of critical points, at which the topological transition occurs, along with fixed points.

However, the same scaling scheme does not capture the non-HS critical points, where the peak in the curvature function occur away from HS points and the corresponding k_0 changes with every Γ' . Nevertheless, in some cases, the scaling at HS points can reveal the non-HS critical behavior in terms of RG flow lines^{23,24}. Although, this advantage is not universal and is lost when certain conditions to the parameters are imposed in the model²⁶. Therefore, in general, the CRG for HS points fails to capture the non-HS criticalities.

Here we reframe the scaling procedure to obtain an effective scheme which can directly capture the topological transition at non-HS criticality between gapped phases. Similar to the case of HS criticalities, the curvature function shows diverging property by tuning the parameter towards non-HS criticalities as well, i.e. $\Gamma \rightarrow \Gamma_c$. The momenta at which the diverging peak occurs (k_0) is a set of non-HS points $k_0 = \{\pm k_0^c, \pm k_0^1, \pm k_0^2, \dots\}$ where k_0^c is the momentum for $\Gamma = \Gamma_c$ and the other points are for the parameter values away from the criticality (i.e.

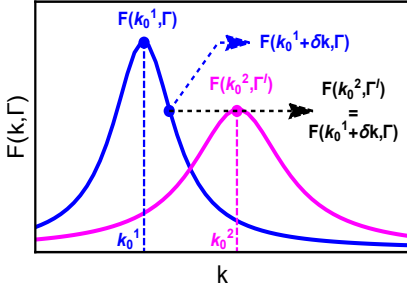


FIG. 3. Curvature function in the vicinity of non-HS critical point. As one tune the parameter Γ to Γ' away from the critical point, peak of the curvature function $F(k, \Gamma)$ decreases and shifts from k_0^1 to k_0^2 . This enable one to realize the scaling of the form $F(k_0^2, \Gamma') = F(k_0^1 + \delta k, \Gamma)$.

$\Gamma \neq \Gamma_c$). The diverging peak of the curvature function increases as $\Gamma \rightarrow \Gamma_c$ leading to complete divergence at $\Gamma = \Gamma_c$ and $k_0 = \pm k_0^c$.

Moreover, the curvature function flips the sign as the parameters passes through the non-HS critical point

$$\lim_{\Gamma \rightarrow \Gamma_c^+} F(k_0, \Gamma) = - \lim_{\Gamma \rightarrow \Gamma_c^-} F(k_0, \Gamma) = \pm\infty. \quad (6)$$

The curvature function is symmetric around a non-HS point, $F(k_0 + \delta k, \Gamma) = F(k_0 - \delta k, \Gamma)$, where δk is small deviation from non-HS point k_0 , and by choosing a proper gauge it can be written in terms Ornstein-Zernike form

$$F(k_0 + \delta k, \Gamma) = \frac{F(k_0, \Gamma)}{1 + \xi^2 \delta k^2}, \quad (7)$$

where ξ is characteristic length scale (inverse of the width of curvature function). This length scale also shows the diverging property on approaching the non-HS critical point. Therefore, one can define the critical exponents for the divergence of curvature function as

$$F(k_0, \Gamma) \propto |\Gamma - \Gamma_c|^{-\gamma}, \quad \xi \propto |\Gamma - \Gamma_c|^{-\nu}, \quad (8)$$

where the exponents γ and ν dictates the universality class of non-HS criticalities. For one dimensional systems, these exponents obeys the scaling law $\gamma = \nu$, which is imposed by the conservation of topological invariant¹⁷.

The striking similarities in the behavior of curvature function between HS and non-HS criticalities, allows one to reframe the scaling theory purely in terms of non-HS points. Let us consider that as Γ is tuned to Γ' the peak develops at k_0^1 and then shifts to k_0^2 respectively, as shown in Fig.3. For this property the scaling can be written as

$$F(k_0^2, \Gamma') = F(k_0^1 + \delta k, \Gamma). \quad (9)$$

Expansion of this equation to the leading orders in Γ' and k_0^1 gives

$$\begin{aligned} F(k_0^1, \Gamma) - F(k_0^2, \Gamma) + \delta k \partial_k F(k, \Gamma)|_{k=k_0^1} \\ = (\Gamma' - \Gamma) \partial_\Gamma F(k_0^2, \Gamma) \end{aligned} \quad (10)$$

To obtain the RG equation, without loss of generality, one can choose the parameter values (Γ and Γ') in such a way that the non-HS points k_0^1 and k_0^2 have the closest values i.e. $k_0^1 \cong k_0^2$, for which the curvature functions are negligibly different i.e. $F(k_0^1, \Gamma) \cong F(k_0^2, \Gamma)$. This approximation yields the generic CRG equation

$$\frac{d\Gamma}{dl} \approx \frac{\partial_k F(k, \Gamma)|_{k=k_0}}{\partial_\Gamma F(k_0, \Gamma)}, \quad (11)$$

where $d\Gamma = \Gamma' - \Gamma$ and $dl = \delta k$. The RG flow direction together with the flow rate determines the critical and fixed points in the parameters space¹⁸ as

$$\text{Critical point: } \left| \frac{d\Gamma}{dl} \right| \rightarrow \infty, \text{ flow directs away,}$$

$$\text{Stable fixed point: } \left| \frac{d\Gamma}{dl} \right| \rightarrow 0, \text{ flow directs into,}$$

$$\text{Unstable fixed point: } \left| \frac{d\Gamma}{dl} \right| \rightarrow 0, \text{ flow directs away.} \quad (12)$$

Interestingly, the Wannier-state correlation function, obtained from the charge-polarization correlation between Wannier states at different positions¹⁷, can be extended to identify the topological transition through non-HS criticality. It can be obtained from the Fourier transform of the curvature function and the substitution of Ornstein-Zernike form. The correlation function can be written as

$$\lambda_R = \langle R | \hat{r} | 0 \rangle = e^{ik_0 R} \frac{F(k_0, \Gamma)}{2\xi} e^{-\frac{R}{\xi}}, \quad (13)$$

where \hat{r} is the position operator for the Wannier states at a distance R from the origin $|0\rangle$, defined as $|R\rangle = \int dk e^{ik(\hat{r}-R)} |u_k\rangle$ with $|u_k\rangle$ being a Bloch state. In Eq.13, k_0 is the non-HS point and the ξ can be regarded as correlation length, which coincides with the decay length of the edge modes in topological non-trivial phase¹⁷. The correlation function λ_R decays exponentially near the non-HS critical point and the decay gets slower as we tune towards the criticality with the diverging correlation length ξ . This clearly indicate the topological transition through non-HS criticality between gapped phases.

A. Curvature function and critical exponents

The curvature function of the model in Eq.1 can be obtained using the pseudo-spin vectors as

$$\begin{aligned} F(k, \Gamma) &= \frac{\chi_y \partial_k \chi_x - \chi_x \partial_k \chi_y}{\chi_x^2 + \chi_y^2} \\ &= \frac{A + B \cos(k) + C \cos(2k) + D \cos(3k)}{A' + B' \cos(k) + C' \cos(2k) + D' \cos(3k)}, \end{aligned} \quad (14)$$

where $A = \Gamma_1^2 + 2\Gamma_2^2 + 3\Gamma_3^2$, $A' = \Gamma_0^2 + \Gamma_1^2 + \Gamma_2^2 + \Gamma_3^2$, $B = \Gamma_0\Gamma_1 + 3\Gamma_1\Gamma_2 + 5\Gamma_2\Gamma_3$, $B' = 2(\Gamma_0\Gamma_1 + \Gamma_1\Gamma_2 + \Gamma_2\Gamma_3)$, $C =$

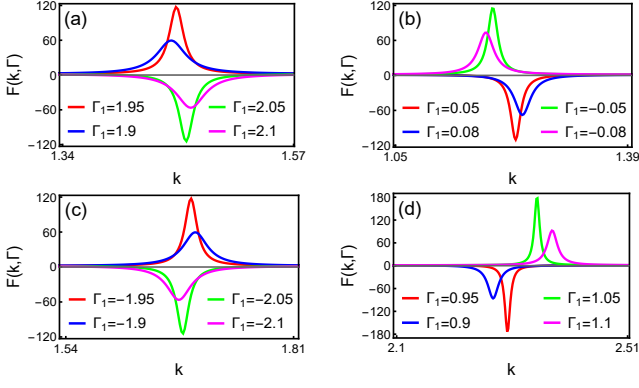


FIG. 4. Nature of curvature function in the vicinity of non-HS criticalities i.e. magenta and green critical lines in Fig.1. Fixing the values Γ_0 , Γ_2 and Γ_3 , the parameter Γ_1 is varied around the critical value Γ_1^c . For all the plots $\Gamma_0 = 1$ and $\Gamma_2 = 0.5$. (a) For $\Gamma_3 = 2.2$ and $\Gamma_1^c = 2$. It is a critical point on the magenta line between the phases $w = 3$ and $w = 1$. (b) For $\Gamma_3 = 0.7$ and $\Gamma_1^c = 0$. It is a critical point on the magenta line between the phases $w = 2$ and $w = 0$. (c) For $\Gamma_3 = -2.2$ and $\Gamma_1^c = -2$. It is a critical point on the green line between the phases $w = 3$ and $w = 1$. (d) For $\Gamma_3 = -0.36$ and $\Gamma_1^c = 1$. It is a critical point on the green line between the phases $w = 2$ and $w = 0$.

$2\Gamma_0\Gamma_2 + 4\Gamma_1\Gamma_3$, $C' = 2(\Gamma_0\Gamma_2 + \Gamma_1\Gamma_3)$, $D = 3\Gamma_0\Gamma_3$ and $D' = 2\Gamma_0\Gamma_3$. In Fig.4, we show the nature of curvature function in the vicinity of the non-HS criticalities, $\Gamma_3 = (\Gamma_1 \pm \sqrt{\Gamma_1^2 + 4\Gamma_0(\Gamma_0 - \Gamma_2)})/2$ (i.e. magenta and green lines in Fig.1). Setting $\Gamma_0 = 1$ and $\Gamma_2 = 0.5$ we tune Γ_1 towards its critical values (say Γ_1^c) for a fixed value of Γ_3 . For the non-HS critical point between the gapped phases $w = 1$ and $w = 3$, $\Gamma_1^c = \pm 2$ and $\Gamma_3 = \pm 2.2$ respectively for magenta and green criticalities. For $w = 0$ and $w = 2$, $\Gamma_1^c = 0$ and $\Gamma_3 = 0.7$ for magenta and $\Gamma_1 = 1$ and $\Gamma_3 = -0.36$ for green criticalities. Fixing Γ_3 , we vary Γ_1 around the critical point, as shown in Fig.4.

As one tune the parameter Γ_1 towards its critical value Γ_1^c , diverging peak occurs at non-HS points k_0 , which shifts each time the Γ_1 is varied. The peak becomes prominent as we approach $\Gamma_1 = \Gamma_1^c$ and flips the sign as we tune further across the critical point. These properties of curvature function can be observed for both non-HS criticalities. Note that, the same nature of curvature function can also be observed at the negative pair of non-HS point. Therefore, the divergence and flipping of curvature function can be considered as an efficient qualitative observation to identify the topological transition through non-HS criticalities.

The behavior of the curvature function can be quantified in terms of critical exponents γ and ν as defined in Eq.8, which captures the divergences in the height $F(k_0, \Gamma)$ and inverse of the width ξ of curvature function. The values of these exponents can be obtained by

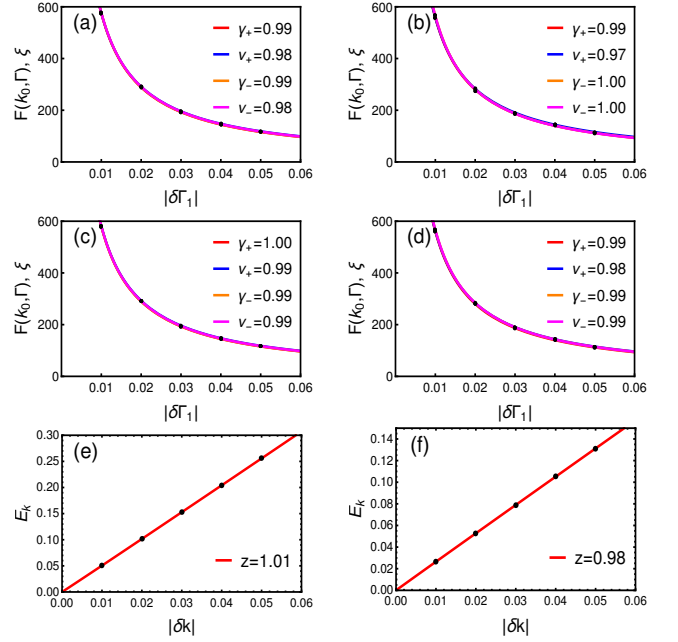


FIG. 5. Critical exponents for non-HS quantum criticalities. For all the plots $\Gamma_0 = 1$ and $\Gamma_2 = 0.5$. (a) For $\Gamma_3 = 2.2$ and $\Gamma_1^c = 2$. (b) For $\Gamma_3 = 0.7$ and $\Gamma_1^c = 0$. (c) For $\Gamma_3 = -2.2$ and $\Gamma_1^c = -2$. (d) For $\Gamma_3 = -0.7$ and $\Gamma_1^c = 0$. For all the cases exponents are found to be $\gamma = \gamma_{+/-} \approx 1$ and $\nu = \nu_{+/-} \approx 1$. (e) Dynamical critical exponent for a critical point between the gapped phases $w = 1$ and $w = 3$. (f) Dynamical critical exponent for a critical point between the gapped phases $w = 0$ and $w = 2$.

numerical fitting of the curvature function with

$$F_{fitting} = c + \frac{F(k_0, \Gamma)}{1 + \xi^2(k - k_0)^2} \quad (15)$$

where c is an arbitrary constant. The fitting is done by varying Γ in the vicinity of the non-HS critical points with corresponding k_0 values. The data points collected for $|F(k_0, \Gamma)|$ and ξ can then be fitted again with Eq.8 to extract the exponents. Fig.5 demonstrates this process and shows the exponent values on approaching the non-HS critical points from either sides (represented as $\gamma_{+/-}$ and $\nu_{+/-}$). The data points are collected by fixing the parameters Γ_0 , Γ_2 and Γ_3 and varying Γ_1 by $\delta\Gamma_1$ ($\delta\Gamma_1 = |\Gamma_1 - \Gamma_1^c|$) on either sides of the critical points.

The critical exponents can also be calculated analytically by expanding the pseudo-spin vector $\chi(k)$ around non-HS point k_0 and recasting the curvature function in the Ornstein-Zernike form. The expansion upto first order, $\chi(k)|_{k=k_0} \approx \chi(k_0) + \partial_k \chi(k_0) \delta k$, for the non-HS points $k_0 = \arccos((-2\Gamma_2 \pm \sqrt{4\Gamma_2^2 - 16\Gamma_3(\Gamma_1 - \Gamma_3)})/8\Gamma_3)$ yields (the sign ‘ \pm ’ represents the magenta and green criticalities respectively)

$$\chi_x \approx \delta\Gamma + A\delta k \quad \text{and} \quad \chi_y \approx B\delta k, \quad (16)$$

where

$$\begin{aligned} \delta\Gamma &= \Gamma_0 - \Gamma_2/2 \mp (1/2)\alpha \\ A &= \frac{(4\Gamma_1\Gamma_3 - \Gamma_2^2 \pm \Gamma_2\alpha)\sqrt{2\Gamma_3(\Gamma_1 + 3\Gamma_3 - \Gamma_2^2 \pm \Gamma_2\alpha)}}{4\sqrt{2}\Gamma_3^2} \\ B &= \frac{-\Gamma_2^3 + 4\Gamma_2\Gamma_3(\Gamma_1 - \Gamma_3) \pm \Gamma_2^2\alpha \mp 2\Gamma_3(\Gamma_1 + 3\Gamma_3\alpha)}{4\Gamma_3^2} \end{aligned} \quad (17)$$

with $\alpha = \sqrt{\Gamma_2^2 + 4\Gamma_3(\Gamma_3 - \Gamma_1)}$. Therefore the curvature function in Eq.14 can be recasted as

$$\begin{aligned} F(k, \delta\Gamma) &= \frac{-B/\delta\Gamma}{1 + (\frac{2A}{\delta\Gamma})\delta k + (\frac{A^2+B^2}{\delta\Gamma^2})\delta k^2} \\ &= \frac{F(k_0, \delta\Gamma)}{1 + \xi\delta k + \xi^2\delta k^2} \end{aligned} \quad (18)$$

Note that, the term ξ^2 is dominant as it diverges more quickly than ξ , therefore, one can obtain the Ornstein-Zernike form using only the leading term in the denominator. The critical exponents γ and ν are

$$F(k_0, \delta\Gamma) = -B\delta\Gamma^{-1} \implies \gamma = 1 \quad (19)$$

$$\xi = \sqrt{(A^2 + B^2)}\delta\Gamma^{-1} \implies \nu = 1. \quad (20)$$

This clearly demonstrate that, analytical and numerical values of critical exponents agree each other. Therefore, the exponents $\gamma = \nu = 1$ for both the non-HS criticalities and they obey the scaling law $\gamma = \nu$ for 1D systems.

Moreover, the vanishing energy scale of the gap function Δ , defines a gap exponent

$$\Delta \propto |\Gamma - \Gamma_c|^y, \quad (21)$$

where $y = z\nu$, which is dynamical scaling law⁴⁹ with z the dynamical critical exponent^{24,41}. The z dictates the nature of the spectra near the gap closing momenta k_0 , i.e. $E_k \propto k^z$. It can be calculated numerically using curve fitting method similar to the previous case. This procedure results in the Fig.5(e) and (f), which yields $z = 1$ for both the non-HS criticalities. The gap exponent can be obtained as $y = z\nu = 1$. The critical exponents defines the universality class of the topological transition through both non-HS quantum criticalities between gapped phases. Therefore, both the non-HS criticalities share the same universality class $(\gamma, \nu, z) = (1, 1, 1)$.

B. Curvature function renormalization group and correlation function

In this section, we perform CRG to the model in Eq.1 and obtain RG equations which essentially captures the topological transition between gapped phases through non-HS criticalities. The RG equations in terms of the parameters for the non-HS points can be constructed from Eq.11. For the non-HS point $k_0 = \arccos((-2\Gamma_2 +$

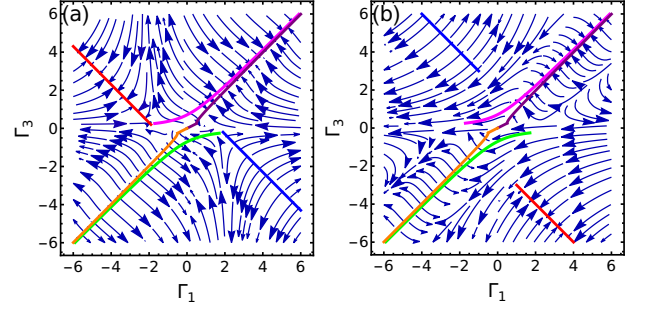


FIG. 6. CRG flow diagram. Plotted for $\Gamma_0 = 1$ and $\Gamma_2 = 0.5$. (a) RG flow for magenta criticality. (b) RG flow for green criticality. The magenta and green criticalities manifests as stable and unstable fixed points respectively. These lines coincide with the fixed lines represented in orange and purple. The HS lines, represented as red and blue lines, are partially recognised by the RG flow as stable and unstable fixed lines respectively.

$\sqrt{4\Gamma_2^2 - 16\Gamma_3(\Gamma_1 - \Gamma_3)}/8\Gamma_3$) (corresponds to magenta line in Fig.1), the RG equations for Γ_1 and Γ_3 ($\Gamma_0 = 1$ and $\Gamma_2 = 0.5$) can be obtained as

$$\frac{d\Gamma_1}{dl} = \frac{\alpha\sqrt{\alpha_1}\Lambda_1(\Gamma_0, \Gamma_1, \Gamma_2, \Gamma_3)}{2\sqrt{2}\Lambda_2(\Gamma_0, \Gamma_1, \Gamma_2, \Gamma_3)} \quad (22)$$

$$\frac{d\Gamma_3}{dl} = \frac{\Gamma_3^2\alpha\sqrt{\alpha_1}\Lambda_1(\Gamma_0, \Gamma_1, \Gamma_2, \Gamma_3)}{2\sqrt{2}\Lambda_2'(\Gamma_0, \Gamma_1, \Gamma_2, \Gamma_3)} \quad (23)$$

Similarly, for the non-HS point $k_0 = \arccos((-2\Gamma_2 - \sqrt{4\Gamma_2^2 - 16\Gamma_3(\Gamma_1 - \Gamma_3)}/8\Gamma_3)$ (corresponds to green line in Fig.1) we obtain

$$\frac{d\Gamma_1}{dl} = -\frac{\alpha\sqrt{\alpha_1}\Lambda_3(\Gamma_0, \Gamma_1, \Gamma_2, \Gamma_3)}{\sqrt{2}\Gamma_3^2\Lambda_4(\Gamma_0, \Gamma_1, \Gamma_2, \Gamma_3)} \quad (24)$$

$$\frac{d\Gamma_3}{dl} = -\frac{\alpha\sqrt{\alpha_1}\Lambda_3(\Gamma_0, \Gamma_1, \Gamma_2, \Gamma_3)}{\sqrt{2}\Lambda_4'(\Gamma_0, \Gamma_1, \Gamma_2, \Gamma_3)} \quad (25)$$

where $\alpha = \sqrt{\Gamma_2^2 + 4\Gamma_3(-\Gamma_1 + \Gamma_3)}$ and $\alpha_1 = \sqrt{(2\Gamma_3(\Gamma_1 + 3\Gamma_3) - \Gamma_2^2 + \Gamma_2\alpha)}/\Gamma_3$ (see supplementary material for detailed form of Λ s). The non-HS criticalities can be identified from the RG flow in the $\Gamma_1 - \Gamma_3$ plane. In general, the RG flow rate and the direction enables the identification the critical and fixed points (stable and unstable) in the parameter space¹⁸, as explained in Eq.12. However, in this case, the RG flow exhibits an anomalous behavior that both the non-HS criticalities simultaneously satisfy the fixed and critical line conditions. In other words, the non-HS criticalities drives both numerator and denominator of the RG equations to zero individually. This is due to the overlap of critical and fixed lines in the flow diagram.

The fixed lines can be obtained as $\Gamma_3 = 1/2(\Gamma_1 + \sqrt{\Gamma_1^2 - \Gamma_2^2})$ which defines stable fixed points and $\Gamma_3 =$

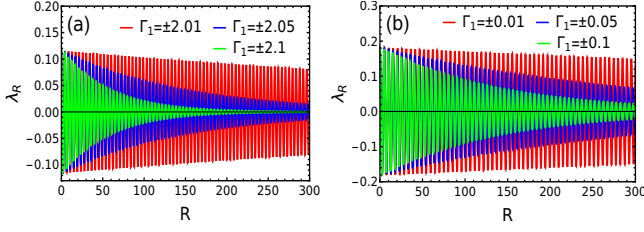


FIG. 7. Wannier state correlation function. The parameter values $\Gamma_0 = 1$ and $\Gamma_2 = 0.5$ are fixed. (a) Represents λ_R in the vicinity of a critical point between the gapped phases $w = 1$ and $w = 3$. For the magenta line we choose $\Gamma_1^c = 2$ and $\Gamma_3 = 2.2$ and for the green line $\Gamma_1^c = -2$ and $\Gamma_3 = -2.2$. (b) Represents λ_R in the vicinity of a critical point between $w = 0$ and $w = 2$. For the magenta line $\Gamma_1^c = 0$ and $\Gamma_3 = 0.7$ and green line $\Gamma_1^c = 0$ and $\Gamma_3 = -0.7$.

$1/2(\Gamma_1 - \sqrt{\Gamma_1^2 - \Gamma_2^2})$ which defines unstable fixed points (represented as purple and orange lines respectively in Fig.6). These lines coincide with the non-HS critical lines for higher values of parameters i.e. $|\Gamma_1|$ and $|\Gamma_2|$. This results in the manifestation of the magenta critical lines as stable fixed line and green critical line as unstable fixed line, as shown in Fig.6(a,b). The manifestation of the critical lines as fixed lines can be found in agreement with the observations made in Ref.23,24. Apart from this, interestingly the CRG constructed for non-HS criticalities partially captures the HS criticalities which are also manifested as fixed lines in the flow diagram. As shown in Fig.6 the HS criticalities $\Gamma_3 = \mp(\Gamma_0 \pm \Gamma_1 + \Gamma_2)$ (the red and blue lines) appear as the stable and unstable fixed points respectively. Therefore, the CRG developed for non-HS criticalities is efficient in detecting the corresponding topological transition between gapped phases and also partially captures the HS topological transitions.

The Wannier state correlation function λ_R defined in Eq.13, clearly identify the topological transitions at the non-HS criticalities of the model. Fig.7 shows the profile of the correlation function in the vicinity of both the non-HS criticalities. For $k_0 = \arccos((-2\Gamma_2 \pm \sqrt{4\Gamma_2^2 - 16\Gamma_3(\Gamma_1 - \Gamma_3)})/8\Gamma_3)$, Eq.13 yields highly oscillatory decay in λ_R in the vicinity of the critical points $\Gamma_1^c = \pm 2$ and $\Gamma_1^c = 0$. As the parameter Γ_1 is tuned towards its critical value the decay in λ_R slow down leading to the divergence in the length scale ξ . This is the typical behavior of the Wannier state correlation function for the topological transitions.

IV. TOPOLOGICAL PHASE TRANSITION BETWEEN NON-HS CRITICAL PHASES THROUGH MULTICRITICALITY

In this section, we investigate the existence of edge modes at non-HS critical phases and explore the possible topological transition between non-HS critical phases through multicritical points. To achieve this, at first,

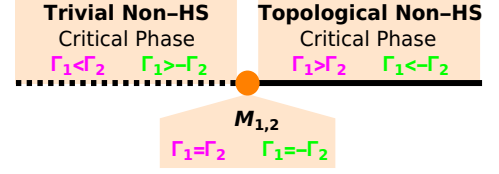


FIG. 8. Schematic representation of non-HS criticalities i.e. magenta and green lines in Fig.1. The trivial and non-trivial phases are represented as dashed and solid lines respectively and are separated by multicritical points $M_{1,2}$. For the magenta line $\Gamma_1 < \Gamma_2$ ($\Gamma_1 > \Gamma_2$) represents trivial (non-trivial) critical phase. For the green line $\Gamma_1 > -\Gamma_2$ ($\Gamma_1 < -\Gamma_2$) represents trivial (non-trivial) critical phase. The transition between the trivial and non-trivial phases occur at $\Gamma_1 = \pm\Gamma_2$ on the magenta and green lines respectively.

we construct the model at criticality using the near-critical approach⁴⁰ in which the Hamiltonian can be considered critical only in parameter space i.e. $\mathcal{H}(\Gamma_c, k)$ with $k = k_0 + \Delta k$ where $\Delta k \ll 2\pi$, to avoid the singularity at exact critical point. This method has been efficiently used to study the HS criticalities⁴⁰ and here we show that it is also effective to address the non-HS criticalities.

To obtain $\mathcal{H}(\Gamma_c, k)$, we plug the non-HS critical line expression for Γ_3 into the pseudospin vectors in Eq.1. This yields $\chi_x(k) = \Gamma_0 + \Gamma_1 \cos k + \Gamma_2 \cos 2k + (\Gamma_1 \pm \sqrt{\Gamma_1^2 + 4\Gamma_0(\Gamma_0 - \Gamma_2)})/2 \cos 3k$, and $\chi_y(k) = \Gamma_1 \sin k + \Gamma_2 \sin 2k + (\Gamma_1 \pm \sqrt{\Gamma_1^2 + 4\Gamma_0(\Gamma_0 - \Gamma_2)})/2 \sin 3k$. The corresponding dispersion vanishes at multicritical points. Among the four multicritical points only the points with linear dispersion ($M_{1,2}$ in Fig.1) separates the distinct non-HS critical phases, as schematically shown in Fig.8. Therefore, we study only $M_{1,2}$, which can be obtained for the momenta

$$k_0^{mc} = \pi, \pm \arccos \left[\frac{-2\Gamma_2 + \sqrt{-8(\Gamma_1 + \frac{1}{2}(-\Gamma_1 - \alpha))(\Gamma_1 + \alpha + 4\Gamma_2^2)}}{4(\Gamma_1 + \alpha)} \right] \quad (26)$$

for M_1 (multicritical point on the magenta line) and

$$k_0^{mc} = 0, \pm \arccos \left[\frac{-2\Gamma_2 - \sqrt{-8(\Gamma_1 + \frac{1}{2}(-\Gamma_1 + \alpha))(\Gamma_1 - \alpha + 4\Gamma_2^2)}}{4(\Gamma_1 + \alpha)} \right] \quad (27)$$

for M_2 (multicritical point on the green line). Here $\alpha = \sqrt{\Gamma_1^2 + 4\Gamma_0(\Gamma_0 - \Gamma_2)}$. At $M_{1,2}$ the gap closing occurs at three points in the Brillouin zone. One of them is HS point and the other two are non-HS points. This is due to the fact that $M_{1,2}$ are the intersection points of non-HS and HS critical lines (see Fig.1). Now driving the parameters towards the multicritical point involves both $\Gamma_c \rightarrow \Gamma_{mc}$ and $k \rightarrow k_0^{mc}$. In the following subsections we

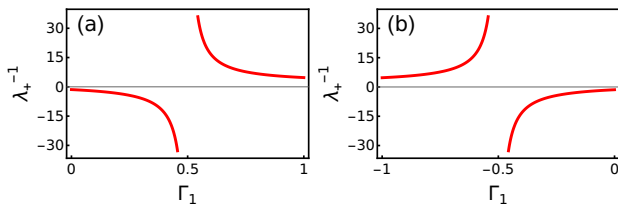


FIG. 9. Decay length of edge modes at non-HS criticalities. The parameters $\Gamma_0 = 1$ and $\Gamma_2 = 0.5$ are fixed. (a) On the magenta line. The decay length λ_+^{-1} can be found to be positive (negative) at non-trivial (trivial) critical phase $\Gamma_1 > 0.5$ ($\Gamma_1 < 0.5$). (b) On the green line. The decay length λ_+^{-1} can be found positive (negative) at non-trivial (trivial) critical phase $\Gamma_1 < -0.5$ ($\Gamma_1 > -0.5$).

show topological trivial and non-trivial characters of the non-HS critical phases.

A. Decay length of edge modes at non-HS criticalities

To enable the identification of the trivial and topological non-HS critical phases, we calculate the edge mode decay length using the Dirac equation^{31,40,50-52} at non-HS criticalities. The multicritical points are the phase boundaries, between distinct non-HS critical phases, at which the gap closes for k_0^{mc} . We expand the Hamiltonian defined at criticality around $k_0^{mc} = \pi, 0$ (for magenta and green criticalities respectively) to obtain

$$\mathcal{H}(k) = (m + \epsilon_1 k^2)\sigma_x + (\epsilon_2 k)\sigma_y \quad (28)$$

where $m = \Gamma_0 \mp 3\Gamma_1/2 - (1/2)\alpha + \Gamma_2$, $\epsilon_1 = \pm\Gamma_1 + 9/2(\Gamma_1 + \alpha) - 4\Gamma_2$ and $\epsilon_2 = \mp 5\Gamma_1/2 - (3/2)\alpha + 2\Gamma_2$ with $\alpha = \sqrt{\Gamma_1^2 + 4\Gamma_0(\Gamma_0 - \Gamma_2)}$ (the sign ‘ \pm ’ are for magenta and green lines respectively). The zero energy solution in real space $\mathcal{H}(-i\partial_x)\psi(x) = 0$ (with $\hbar = 1$) can be obtained by multiplying σ_y from right hand side. This implies the wavefunction $\psi(x) = \rho_\eta \phi(x)$ is an eigenstate of $\sigma_z \rho_\eta = \eta \rho_\eta$. Using the trial wavefunction $\phi(x) \propto e^{-x\lambda}$ we get

$$-\eta\epsilon_1\lambda^2 + \epsilon_2\lambda + \eta m = 0 \quad (29)$$

where λ is the inverse of the decay length which can be obtained as

$$\lambda_+ = \frac{m}{\eta\epsilon_2} \quad (30)$$

with $\eta = \text{sign}(\epsilon_2)$. The decay length remain positive for $\Gamma_1 > \Gamma_2$ and negative for $\Gamma_1 < \Gamma_2$ on the magenta line. This means that the critical phase $\Gamma_1 > \Gamma_2$ is the topological phase with the edge modes and $\Gamma_1 < \Gamma_2$ is the trivial critical phase with no edge modes. Similarly, on the green line, $\Gamma_1 < -\Gamma_2$ has positive decay length and is non-trivial critical phase with edge mode while $\Gamma_1 > -\Gamma_2$ is trivial critical phase with no edge modes. The term m plays the role of mass and is zero at the multicritical

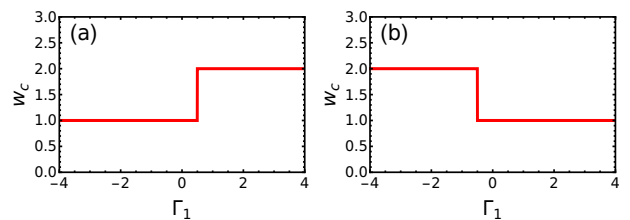


FIG. 10. Winding number at non-HS criticalities. The parameters $\Gamma_0 = 1$ and $\Gamma_2 = 0.5$ are fixed. (a) On the magenta line. For trivial phase, $\Gamma_1 < 0.5$, winding number $w_c = 1$ and for non-trivial phase $\Gamma_1 > 0.5$ the winding number $w_c = 2$. Transition occurs at the multicritical point M_1 at $\Gamma_1 = 0.5$. (b) On the green line. For trivial phase, $\Gamma_1 > -0.5$, winding number $w_c = 1$ and for non-trivial phase $\Gamma_1 < -0.5$ the winding number $w_c = 2$. Transition occurs at the multicritical point M_2 at $\Gamma_1 = -0.5$.

points $\Gamma_1 = \pm\Gamma_2$. Therefore, as $m \rightarrow 0$ the decay length diverges, as shown in Fig.9, implying the delocalization of the edge modes into the bulk. This clearly indicates that the multicritical points are the topological phase transition points between the distinct non-HS critical phases.

B. Winding number at non-HS criticalities

Topological trivial and non-trivial characters of non-HS critical phase can also be identified using winding numbers. The winding number is a topological invariant number which quantify the edge excitations with gapped bulk, i.e. the bulk-boundary correspondence^{6,7}. As shown in Eq.2, it is defined as the integral of the curvature function over the Brillouin zone which yields integer values \mathbb{Z} , and it features a quantized jump at the topological phase transition point². However, the definition in Eq.2 fails at the transition point due to the divergence of the integrand (curvature function). Therefore, in order to quantify the edge modes at criticality one has to exclude the singular point and can write^{31,40}

$$w_c = \frac{1}{2\pi} \lim_{\delta \rightarrow 0} \oint_{|k-k_0|>\delta} F(k, \Gamma_c) dk. \quad (31)$$

This defines the winding number at criticality and dictates the fractional values ($\mathbb{Z}/2$) for HS critical phases³¹. The quantized jump of the fractional winding number at the transition points indicate the topological transition between HS critical phases. The winding number at non-HS criticalities can also be obtained from Eq.31. In this case, one has to avoid two singular point in the set k_0 , which yields w_c integer values, as shown in Fig.10. As each gap closing point can contribute a factor of $(1/2)$, the winding number at the trivial non-HS critical phase is $w_c = 1$. The non-trivial critical phase with one edge mode is assigned with winding number $w_c = 2$. Fig.10 shows the topological transition between non-HS critical

phases through multicritical point at magenta and green lines.

Based on these observations one can argue that the bulk-boundary correspondence can be realised by identifying the difference between the winding numbers of topological non-trivial and trivial phases (either gapped or critical).

$$\delta w = w^{\text{non-trivial}} - w^{\text{trivial}}, \quad (32)$$

where δw will be non-zero integer and counts the number of edge modes in the corresponding non-trivial phase. In the case of gapped phases, Eq.32 looks trivial as the winding number for a trivial phase $w^{\text{trivial}} = 0$. However, for the critical phases it provides proper physical picture as it correctly counts the edge modes at the non-trivial critical phase. In case of HS criticality the trivial winding number is $w_c^{\text{trivial}} = 1/2$ and non-trivial winding number is $w_c^{\text{non-trivial}} = \mathbb{Z}/2$ (where \mathbb{Z} is non-zero integer)^{31,40}. Therefore, the number of edge modes at the non-trivial HS critical phase is $\delta w_c = w_c^{\text{non-trivial}} - w_c^{\text{trivial}} = \mathbb{Z}$, this can be found in agreement with Ref⁴⁰.

In the case of non-HS criticalities, there exists two gap closing points in the momentum space. Therefore, the trivial winding number itself turns out to be an integer (as each gap closing point contributes a factor of 1/2). The trivial non-HS critical phase is now identified with $w_c = 1$ and a non-trivial non-HS critical phase is with $w_c = \mathbb{Z}$ (where $\mathbb{Z} \geq 2$). In order to obtain correct number of edge modes at the non-trivial critical phase, one has to identify the difference $\delta w_c = w_c^{\text{non-trivial}} - w_c^{\text{trivial}} = \mathbb{Z} - 1$. In our model the non-trivial non-HS critical phases are identified with $w_c^{\text{non-trivial}} = 2$ (see Fig.10) for both the criticalities. Therefore, the proper number of edge modes at these phases can be obtained to be $\delta w_c = 1$.

The analytical results of winding number and decay length of edge modes at criticality are found to be in agreement with the edge mode solutions obtained numerically under open boundary condition (we refer to supplementary material for the detailed discussion).

V. CRG FOR TOPOLOGICAL TRANSITION BETWEEN NON-HS CRITICAL PHASES

Scaling theory for the topological transition at non-HS critical point between gapped phases is developed in Section.III. Here we reframe this scaling scheme in order to capture the topological transition between non-HS critical phases. This is possible based on the fact that the curvature function defined at criticality using near-critical approach inherits the diverging property. Divergence occurs at the momentum k_0^{mc} as one tunes the parameter $\Gamma_c \rightarrow \Gamma_{mc}$. The diverging peak flips sign as the parameters tuned across the multicritical points

$$\lim_{\Gamma_c \rightarrow \Gamma_{mc}^+} F(k_0^{mc}, \Gamma_c) = - \lim_{\Gamma_c \rightarrow \Gamma_{mc}^-} F(k_0^{mc}, \Gamma_c) = \pm\infty. \quad (33)$$

The curvature function at criticality is also symmetric and acquires the Ornstein-Zernike form

$$F(k_0^{mc} + \delta k, \Gamma_c) = \frac{F(k_0^{mc}, \Gamma_c)}{1 + \xi_c^2 \delta k^2}, \quad (34)$$

where ξ_c is the characteristic length scale at criticality. Corresponding critical exponents can be obtained as

$$F(k_0^{mc}, \Gamma_c) \propto |\Gamma_c - \Gamma_{mc}|^{-\gamma}, \quad \xi_c \propto |\Gamma_c - \Gamma_{mc}|^{-\nu}. \quad (35)$$

In order to construct a scaling scheme similar to the gapped case, we consider the non-HS points of k_0^{mc} , which effectively captures the scaling at multicritical points (a reverse technique is used in Ref²⁴, where scaling at HS points identify the non-HS criticalities). The scaling now can be recasted as

$$F(k_{02}^{mc}, \Gamma'_c) = F(k_{01}^{mc} + \delta k, \Gamma_c). \quad (36)$$

Considering the same approximation employed in the case of gapped phases (Section.III), the generic RG equation at non-HS criticality can be obtained as

$$\frac{d\Gamma_c}{dl} \approx \frac{\partial_k F(k, \Gamma_c)|_{k=k_0^{mc}}}{\partial_{\Gamma_c} F(k_0^{mc}, \Gamma_c)}, \quad (37)$$

where $d\Gamma_c = \Gamma'_c - \Gamma_c$ and $dl = \delta k$ (with δk being small deviation away from k_0^{mc}). The RG flow lines identify the topological transition between non-HS critical phases.

The correlation function in terms of Wannier state representation can also be written at non-HS criticalities to characterize the topological transition. At criticality one can write

$$\lambda_R^c = \frac{e^{ik_0^{mc}R}}{2\xi_c} F(k_0^{mc}, \Gamma_c) e^{R/\xi_c}, \quad (38)$$

where ξ_c is the correlation length. The correlation function λ_R^c decays as the parameters tune towards the multicritical point. The decay rate decreases near the point and gets sharper as we tune away from the point. This typical behavior of λ_R^c confirms the topological transition at multicritical points between non-HS critical phases.

A. Curvature function and critical exponents

Curvature function at non-HS criticalities can be written using the components $\chi_x(k) = \Gamma_0 + \Gamma_1 \cos k + \Gamma_2 \cos 2k + (\Gamma_1 \pm \sqrt{\Gamma_1^2 + 4\Gamma_0(\Gamma_0 - \Gamma_2)})/2 \cos 3k$, and $\chi_y(k) = \Gamma_1 \sin k + \Gamma_2 \sin 2k + (\Gamma_1 \pm \sqrt{\Gamma_1^2 + 4\Gamma_0(\Gamma_0 - \Gamma_2)})/2 \sin 3k$.

$$F(k, \Gamma_c) = \frac{A + B \cos(k) + C \cos(2k)}{2D^2 + E^2}, \quad (39)$$

where $A = 6\Gamma_0^2 + \Gamma_1(3\Gamma_1 \pm \alpha) - 8\Gamma_0\Gamma_2 + 4\Gamma_2^2$, $B = -2\Gamma_0\Gamma_1 + \Gamma_2(\pm 7\Gamma_1 + \alpha)$, $C = 6\Gamma_0(\Gamma_2 - \Gamma_0)$, $D = (\Gamma_1 + \Gamma_2 \cos(k))^2$ and $E = (\Gamma_2 - 2\Gamma_0)^2 \sin(k)^2$ with $\alpha = \sqrt{\Gamma_1^2 + 4\Gamma_0(\Gamma_0 - \Gamma_2)}$. The diverging peak of the

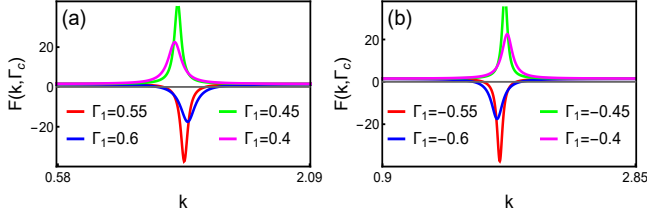


FIG. 11. Curvature function at non-HS criticalities. Plotted for $\Gamma_0 = 1$ and $\Gamma_2 = 0.5$. (a) Curvature function at magenta line in the vicinity of the multicritical point $\Gamma_1 = 0.5$ (M_1) for one of the non-HS k_0^{mc} . (b) Curvature function at green line in the vicinity of the multicritical point $\Gamma_1 = -0.5$ (M_2) for one of the non-HS k_0^{mc} .

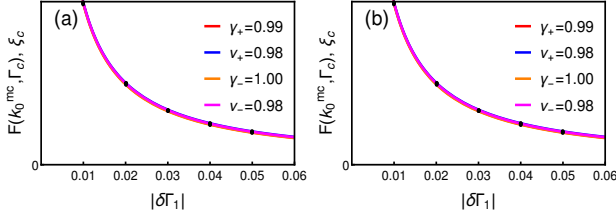


FIG. 12. Critical exponents for multicritical points. Plotted for $\Gamma_0 = 1$ and $\Gamma_2 = 0.5$. (a) For $\Gamma_1 = 0.5$ (M_1). (b) For $\Gamma_1 = -0.5$ (M_2). The exponents are found to be $\gamma \approx \nu \approx 1$ for both the multicritical points.

curvature function can be observed at k_0^{mc} , as one tune the parameters $\mathbf{\Gamma}_c$ towards $\mathbf{\Gamma}_{mc}$. The peaks at non-HS k_0^{mc} points are shown in Fig.11. The diverging peak flips the sign (similar to the case of gapped phases) as we tune across the multicritical points ($M_{1,2}$) signaling the topological transition between non-HS critical phases. In Fig.11(a), curvature function in the vicinity of the multicritical point M_1 , i.e. $\Gamma_1 = 0.5$ on the magenta line is shown. In Fig.11(b), multicritical point M_2 , i.e. $\Gamma_1 = -0.5$ on the green line is shown. Therefore, both the non-HS criticalities shows the similar behavior of curvature function at criticality. The multicritical points $M_{1,2}$ are the topological phase transition points between non-HS critical phases.

The critical exponents of the curvature function at criticality near the multicritical points can be obtained from Eq.35. The Ornstein-Zernike form of the curvature function in the vicinity of the multicritical points allows one to extract the exponent values numerically using the fitting equation

$$F_{fitting} = c + \frac{F(k_0^{mc}, \mathbf{\Gamma}_c)}{1 + \xi_c^2(k - k_0^{mc})^2} \quad (40)$$

Fig.12 shows that, one can extract the exponents values as $\gamma \approx \nu \approx 1$ for both the multicritical points $M_{1,2}$.

The exponents can also be evaluated analytically similar to the case of gapped phases. Expansion of the components $\chi_{x,y}$ around k_0^{mc} yields

$$\chi_x \approx \delta\mathbf{\Gamma}_c + A\delta k^2 \quad \text{and} \quad \chi_y \approx B\delta k, \quad (41)$$

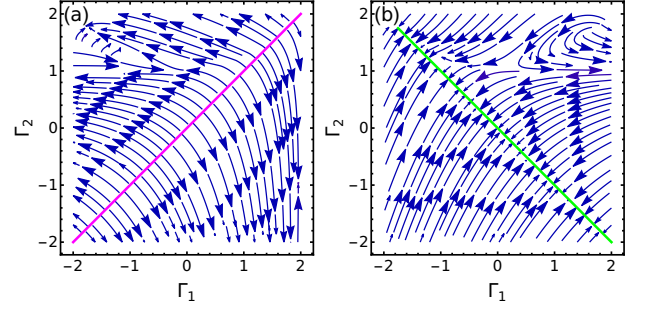


FIG. 13. CRG at non-HS criticalities. (a) On the magenta line which capture the transition at M_1 ($\Gamma_1 = \Gamma_2$). The transition line is characterized with the outward RG flow. (b) On the green line to capture the transition at M_2 ($\Gamma_1 = -\Gamma_2$). The transition line is characterized with the inward RG flow.

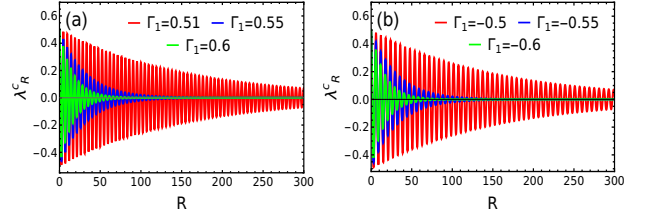


FIG. 14. Wannier state correlation function at criticality. The parameter values $\Gamma_0 = 1$ and $\Gamma_2 = 0.5$ are fixed. (a) Represents λ_R^c in the vicinity of M_1 i.e. $\Gamma_1 = 0.5$. (b) Represents λ_R^c in the vicinity of M_2 i.e. $\Gamma_1 = -0.5$.

where

$$\begin{aligned} \delta\mathbf{\Gamma}_c &= \Gamma_0 \mp 3\Gamma_1/2 - (1/2)\alpha + \Gamma_2 \\ A &= \pm\Gamma_1 + 9/2(\Gamma_1 + \alpha) - 4\Gamma_2 \\ B &= \mp 5\Gamma_1/2 - (3/2)\alpha + 2\Gamma_2 \end{aligned} \quad (42)$$

with $\alpha = \sqrt{\Gamma_1^2 + 4\Gamma_0(\Gamma_0 - \Gamma_2)}$. This allows one to write the curvature function at criticality in Ornstein-Zernike form as

$$F(k, \delta\mathbf{\Gamma}_c) = \frac{F(k_0^{mc}, \delta\mathbf{\Gamma}_c)}{1 + \xi_c^2 \delta k^2} \quad (43)$$

where $F(k_0^{mc}, \delta\mathbf{\Gamma}_c) = B\delta\mathbf{\Gamma}_c^{-1} \implies \gamma = 1$ and $\xi_c = B\delta\mathbf{\Gamma}_c^{-1} \implies \nu = 1$. Therefore, both numerical and analytical values of the exponents are found to be same and they obey the scaling law $\gamma = \nu$.

B. Curvature function renormalization group and correlation function

We perform the scaling scheme at non-HS criticality and obtain RG equations of the model which essentially captures the topological transition between non-HS critical phases. From Eq.37, the RG equations for the magenta line can be obtained for the parameters Γ_1 and Γ_2

with $\Gamma_0 = 1$ as

$$\frac{d\Gamma_1}{dl} = \frac{(\Gamma_1 + \alpha)^4 \alpha \Lambda_5(\Gamma_0, \Gamma_1, \Gamma_2)}{\Lambda_6(\Gamma_0, \Gamma_1, \Gamma_2)} \quad (44)$$

$$\frac{d\Gamma_2}{dl} = -\frac{(\Gamma_1 + \alpha)^4 \alpha \alpha'_1 \Lambda_5(\Gamma_0, \Gamma_1, \Gamma_2)}{\Lambda'_6(\Gamma_0, \Gamma_1, \Gamma_2)} \quad (45)$$

Similarly, for the green line we get

$$\frac{d\Gamma_1}{dl} = -\frac{(\Gamma_1 - \alpha)^4 \alpha \Lambda_7(\Gamma_0, \Gamma_1, \Gamma_2)}{\Lambda_8(\Gamma_0, \Gamma_1, \Gamma_2)} \quad (46)$$

$$\frac{d\Gamma_2}{dl} = -\frac{(\Gamma_1 - \alpha)^4 \alpha \alpha'_1 \Lambda_7(\Gamma_0, \Gamma_1, \Gamma_2)}{\Lambda'_8(\Gamma_0, \Gamma_1, \Gamma_2)} \quad (47)$$

where $\alpha = \sqrt{\Gamma_1^2 + 4\Gamma_0(\Gamma_0 - \Gamma_2)}$ and $\alpha'_1 = (\Gamma_2 - 2\Gamma_0)$ (see supplementary material for the detailed form of Λ_s). The multicritical points $\Gamma_1 = \pm\Gamma_2$ ($M_{1,2}$) are identified using the RG flow directions in $\Gamma_1 - \Gamma_2$ plane. As shown in Fig.13, M_1 ($\Gamma_1 = \Gamma_2$) manifest as a critical line with the flow lines flowing away. Similarly, M_2 ($\Gamma_1 = -\Gamma_2$) manifest as a fixed line with flow lines flowing into, as explained in Eq.12. This clearly demonstrates that the multicritical points are indeed the topological phase transition points between non-HS critical phases at both the non-HS criticalities.

Apart from CRG, the correlation function defined at criticality in Eq.38 can be obtained to identify the topological transition between non-HS critical phases. The profile of the λ_R^c , for the non-HS k_0^{mc} , in the vicinity of multicritical points are shown in Fig.14. The correlation function decay slowly near $M_{1,2}$, i.e. $\Gamma_1 = \pm 0.5$. The decay gets sharper as the parameters are tuned away the multicritical points. Therefore, this clearly shows that the multicritical points are the transition points between the non-HS critical phases.

VI. CONCLUSIONS

In summary, we have identified a unique topological phase transition between non-HS critical phases through multicritical points. A generic model of topological insulators and superconductors have been constructed at criticality using the near-critical approach⁴⁰, which provides an effective platform to study the edge mode solutions and topological transitions at non-HS criticalities.

The decay length of edge modes and winding number associated to the non-HS critical phases enables the characterization of trivial and topological non-HS critical phases both qualitatively and quantitatively. The decay length remains positive for non-trivial critical phases and negative for trivial critical phases. The multicritical point is associated with the divergence of the decay length, which indicate the delocalization of edge modes into the bulk. On the other hand, the winding number,

which count the number of edge modes, acquires non-zero integer values at non-HS criticalities. This gives $w_c = 2$ to a topological non-HS critical phase where only one edge mode is localized. Therefore, we have suggested to consider the difference in the winding numbers between trivial and non-trivial critical phases which yields the correct count of the edge modes localized at the non-trivial critical phase. The numerical solutions in the open boundary condition are found to be in agreement with these results.

We have also generalized the scaling theory to capture the topological transition at non-HS critical points. The scaling theory based on the divergence of curvature function, characterize both the conventional and the unique topological transition in terms of RG flow, critical exponents and correlation functions. Investigating the conventional topological transition between gapped phases, we have found that the CRG method is efficient to capture the non-HS critical points. Reframing the CRG method to work at criticality, we have identified the topological transition between non-HS critical phases through multicritical points. The critical and fixed line behaviors of the CRG equations in the parameter space is identified with RG flow rate and directions. In addition, the exponential decay of the correlation function near the multicritical points clearly evidence the unique topological transition between non-HS critical phases. Moreover, the divergence in curvature function along with the flipping of its sign across the transition points, locate the non-HS critical and multicritical points. The critical exponents of curvature function, calculated both analytically and numerically yields $\gamma = \nu = 1$, which establish the universality class of non-HS critical points and multicritical points.

The model discussed in this work can be efficiently simulated using the superconducting circuit of a single qubit driven by the microwave pulses^{53,54} and the ultracold atoms in optical lattices^{4,55-59}. Therefore, using the good control over the nearest neighbors provided by these platforms one can study the results discussed in this work. As the non-HS criticality becomes prominent with increasing nearest-neighbor couplings^{14,44,45}, an interesting question is whether the unique topological transition survive in truly long-range models. Moreover, the study of this interesting phenomena in non-Hermitian systems⁶⁰, spin systems⁴⁵ and driven systems^{20,61} sets the future direction of the work. In addition, the fate of the edge modes and topological transition at non-HS criticality in the presence of interactions is an intriguing open problem. Therefore, we hope that our work will provide a step forward towards the understanding of the interesting interplay between topology and criticality. Moreover, the model considered in this study is not a true long-range model with decaying coupling strengths^{62,63}. Nevertheless, the results discussed in this work will remain effective even with power-law decaying nearest-neighbor coupling strengths¹⁴. However, a detailed study, specifically, the topological transition be-

tween non-HS critical phases in truly long-range models remains a future scope of our work.

VII. ACKNOWLEDGMENTS

RRK and SS would like to acknowledge DST (Department of Science and Technology, Government of India-

CRG/2021/00996) for the the funding and support. YRK would like to thank AMEF (Admar Mutt Education Foundation) for the funding and support. Authors would like to thank Nilanjan Roy and Rahul S for the useful discussions.

-
- * ranjith.btd6@gmail.com
† yrkartik@gmail.com
‡ Corresponding author: sujit.tifr@gmail.com
- ¹ F Duncan M Haldane. *Phys. Rev. Lett.* **61**, 2015 (1988).
 - ² M Zahid Hasan and Charles L Kane. *Rev. Mod. Phys.* **82**, 3045 (2010).
 - ³ Jing Wang and Shou-Cheng Zhang. *Nat. Mater.* **16**, 1062–1067 (2017).
 - ⁴ Nathan Goldman, Jan C Budich, and Peter Zoller. *Nat. Phys.* **12**, 639–645 (2016).
 - ⁵ Prineha Narang, Christina AC Garcia, and Claudia Felser. *Nat. Mater.* **20**, 293–300 (2021).
 - ⁶ A Yu Kitaev. *Phys. Usp.* **44**, 131 (2001).
 - ⁷ Charles L Kane and Eugene J Mele. *Phys. Rev. Lett.* **95**, 226801 (2005).
 - ⁸ D. J. Thouless, M. Kohmoto, M. P. Nightingale, and M. den Nijs. *Phys. Rev. Lett.* **49**, 405 (1982).
 - ⁹ Michael V Berry. *Proc. R. Soc. Lond. A. Mathematical and Physical Sciences*, **392**, 45–57 (1984).
 - ¹⁰ J. Zak. *Phys. Rev. Lett.*, **62**, 2747–2750 (1989).
 - ¹¹ Alexander Altland and Martin R. Zirnbauer. *Phys. Rev. B*, **55**, 1142–1161 (1997).
 - ¹² Sujit Sarkar. *Sci. Rep.*, **8**, 1–20 (2018).
 - ¹³ Rahul S, Ranjith Kumar R, Y R Kartik, Amitava Banerjee, Sujit Sarkar. *Phys. Scr.*, **94**, 115803 (2019).
 - ¹⁴ Y R Kartik, Ranjith R Kumar, S Rahul, Nilanjan Roy, and Sujit Sarkar. *Phys. Rev. B*. **104**, 075113 (2021).
 - ¹⁵ Wei Chen. *J. Condens. Matter Phys.* **28**, 055601 (2016).
 - ¹⁶ Wei Chen, Manfred Sigrist, and Andreas P Schnyder. *J. Condens. Matter Phys.* **28**, 365501 (2016).
 - ¹⁷ Wei Chen, Markus Legner, Andreas Rüegg, and Manfred Sigrist. *Phys. Rev. B*. **95**, 075116 (2017).
 - ¹⁸ Wei Chen. *Phys. Rev. B*. **97**, 115130 (2018).
 - ¹⁹ Wei Chen and Andreas P Schnyder. *New J. Phys.* **21**, 073003 (2019).
 - ²⁰ Paolo Molignini, Wei Chen, and Ramasubramanian Chitra. *Phys. Rev. B*. **98**, 125129 (2018).
 - ²¹ S Panahiyan, W Chen, and S Fritzsche. *Phys. Rev. B*, **102**, 134111 (2020).
 - ²² Paolo Molignini, Wei Chen, and R Chitra. *Phys. Rev. B*. **101**, 165106 (2020).
 - ²³ Faruk Abdulla, Priyanka Mohan, and Sumathi Rao. *Phys. Rev. B*. **102**, 235129 (2020).
 - ²⁴ M Malard, H Johannesson, and W Chen. *Phys. Rev. B*. **102**, 205420 (2020).
 - ²⁵ Paolo Molignini, R Chitra, and Wei Chen. *Europhys. Lett.* **128**, 36001 (2020).
 - ²⁶ Ranjith R Kumar, Y R Kartik, S Rahul, and Sujit Sarkar. *Sci. Rep.* **11**, 1–20 (2021).
 - ²⁷ Mucio A Continentino, Sabrina Rufo, and Griffith M Rufo. Finite size effects in topological quantum phase transitions. *Strongly Coupled Field Theories for Condensed Matter and Quantum Information Theory*, Springer Proceedings in Physics 239 (2020).
 - ²⁸ Ruben Verresen, Nick G Jones, and Frank Pollmann. *Phys. Rev. Lett.* **120**, 057001 (2018).
 - ²⁹ Ruben Verresen, Ryan Thorngren, Nick G Jones, and Frank Pollmann. *Phys. Rev. X*. **11**, 041059 (2021).
 - ³⁰ Nick G Jones and Ruben Verresen. *J. Stat. Phys.* **175**, 1164–1213 (2019).
 - ³¹ Ruben Verresen. *arXiv:2003.05453v1 [cond-mat.str-el]* (2020).
 - ³² S Rahul, Ranjith R Kumar, Y R Kartik, and Sujit Sarkar. *J. Phys. Soc. Jpn.* **90**, 094706 (2021).
 - ³³ Sen Niu, Yucheng Wang, and Xiong-Jun Liu. *arXiv:2106.13400v2 [cond-mat.str-el]* (2021).
 - ³⁴ Ryan Thorngren, Ashvin Vishwanath, and Ruben Verresen. *Phys. Rev. B*. **104**, 075132 (2021).
 - ³⁵ Oleksandr Balabanov, Daniel Erkensten, and Henrik Johannesson. *Phys. Rev. Res.* **3**, 043048 (2021).
 - ³⁶ Joana Fraxanet, Daniel González-Cuadra, Tilman Pfau, Maciej Lewenstein, Tim Langen, and Luca Barbiero. *Phys. Rev. Lett.* **128**, 043402 (2022).
 - ³⁷ Anna Keselman, Erez Berg. *Phys. Rev. B*. **91**, 235309 (2015).
 - ³⁸ Thomas Scaffidi, Daniel E. Parker, Romain Vasseur. *Phys. Rev. X*. **7**, 041048 (2017).
 - ³⁹ Carlos M. Duque, Hong-Ye Hu, Yi-Zhuang You, Vedika Khemani, Ruben Verresen, and Romain Vasseur. *Phys. Rev. B*. **103**, L100207 (2021).
 - ⁴⁰ Ranjith R Kumar, Nilanjan Roy, Y R Kartik, S Rahul, and Sujit Sarkar. *arXiv:2112.02485v2 [cond-mat.str-el]*, (2021).
 - ⁴¹ Rufo, S., Lopes, N., Continentino, M.A. and Griffith, M.A.R. *Phys. Rev. B*. **100**, 195432 (2019).
 - ⁴² Mariana Malard, David Brandao, Paulo Eduardo de Brito, and Henrik Johannesson. *Phys. Rev. Res.*, **2**, 033246 (2020).
 - ⁴³ Karin Sim, R Chitra, and Paolo Molignini. *arXiv:2207.10676v2 [cond-mat.stat-mech]*, (2022).
 - ⁴⁴ Hsiu-Chuan Hsu and Tsung-Wei Chen. *Phys. Rev. B*. **102**, 205425 (2020).
 - ⁴⁵ Yuezhen Niu, Suk Bum Chung, Chen-Hsuan Hsu, Ipsita Mandal, S Raghu, and Sudip Chakravarty. *Phys. Rev. B*. **85**, 035110 (2012).
 - ⁴⁶ W. P. Su, J. R. Schrieffer, and A. J. Heeger. *Phys. Rev. Lett.* **42**, 1698–1701 (1979).
 - ⁴⁷ Shuichi Murakami. *Physica E: Low-dimensional Systems and Nanostructures*. **43**, 748–754 (2011).

- ⁴⁸ Stefanos Kourtis, Titus Neupert, Christopher Mudry, Manfred Sigrist, and Wei Chen. *Phys. Rev. B*. **96**, 205117 (2017).
- ⁴⁹ Somenath Jalal, Rishabh Khare, and Siddhartha Lal. *Topological transitions in ising models* (2016).
- ⁵⁰ Shun-Qing Shen, Wen-Yu Shan, and Hai-Zhou Lu. Topological insulator and the dirac equation. In *Spin*, **1**, 33–44, World Scientific (2011).
- ⁵¹ Jie Lu, Wen-Yu Shan, Hai-Zhou Lu, and Shun-Qing Shen. *New J. Phys.*, **13**, 103016 (2011).
- ⁵² Roman Jackiw and Cláudio Rebbi. *Phys. Rev. D*, **13**, 3398 (1976).
- ⁵³ Ziyu Tao, Tongxing Yan, Weiyang Liu, Jingjing Niu, Yuxuan Zhou, Libo Zhang, Hao Jia, Weiqiang Chen, Song Liu, Yuanzhen Chen, and Dapeng Yu. *Phys. Rev. B*. **101**, 035109, (2020).
- ⁵⁴ Jingjing Niu, Tongxing Yan, Yuxuan Zhou, Ziyu Tao, Xiaole Li, Weiyang Liu, Libo Zhang, Hao Jia, Song Liu, Zhongbo Yan, et al. *Sci. Bull.* **66**, 1168–1175 (2021).
- ⁵⁵ Dizhou Xie, Wei Gou, Teng Xiao, Bryce Gadway, and Bo Yan. *npj Quantum Inf.* **5**, 1–5 (2019).
- ⁵⁶ Fangzhao Alex An, Eric J Meier, and Bryce Gadway. *Phys. Rev. X*. **8**, 031045 (2018).
- ⁵⁷ Eric J Meier, Fangzhao Alex An, and Bryce Gadway. *Nat. Commun.* **7**, 1–6 (2016).
- ⁵⁸ Christina V Kraus, Sebastian Diehl, Peter Zoller, and Mikhail A Baranov. *New J. Phys.* **14**, 113036 (2012).
- ⁵⁹ Liang Jiang, Takuya Kitagawa, Jason Alicea, AR Akhmerov, David Pekker, Gil Refael, J Ignacio Cirac, Eugene Demler, Mikhail D Lukin, and Peter Zoller. *Phys. Rev. Lett.* **106**, 220402 (2011).
- ⁶⁰ S Rahul and Sujit Sarkar. *Sci. Rep.*, **12**, 1–12 (2022).
- ⁶¹ Daniel Yates, Yonah Lemonik, Aditi Mitra. *Phys. Rev. Lett.* **121**, 076802 (2018).
- ⁶² Davide Vodola, Luca Lepori, Elisa Ercolessi, Alexey V. Gorshkov, and Guido Pupillo. *Phys. Rev. Lett.* **113**, 156402 (2014).
- ⁶³ Antonio Alecce and Luca Dell’Anna. *Phys. Rev. B*. **95**, 195160 (2017).

Topological phase transition between non-high symmetry critical phases and curvature function renormalization group

Ranjith R Kumar,^{1,2,*} Y R Kartik,^{1,2,†} and Sujit Sarkar^{1,‡}

¹Theoretical Sciences Division, Poornaprajna Institute of Scientific Research, Bidalur, Bengaluru-562164, India.

²Graduate Studies, Manipal Academy of Higher Education, Madhava Nagar, Manipal-576104, India.

(Dated: August 21, 2023)

I. CRG EQUATIONS FOR TOPOLOGICAL TRANSITION BETWEEN GAPPED PHASES AT NON-HS CRITICAL POINTS

For the non-HS point $k_0 = \arccos((-2\Gamma_2 + \sqrt{4\Gamma_2^2 - 16\Gamma_3(\Gamma_1 - \Gamma_3)})/8\Gamma_3)$, which corresponds to magenta line in Fig.1 of the main text, we have

$$\frac{d\Gamma_1}{dl} = \frac{\alpha\sqrt{\alpha_1}\Lambda_1(\Gamma_0, \Gamma_1, \Gamma_2, \Gamma_3)}{2\sqrt{2}\Lambda_2(\Gamma_0, \Gamma_1, \Gamma_2, \Gamma_3)}, \quad (1)$$

$$\frac{d\Gamma_3}{dl} = \frac{\Gamma_3^2\alpha\sqrt{\alpha_1}\Lambda_1(\Gamma_0, \Gamma_1, \Gamma_2, \Gamma_3)}{2\sqrt{2}\Lambda_2'(\Gamma_0, \Gamma_1, \Gamma_2, \Gamma_3)}. \quad (2)$$

The explicit form of the Λ s can be obtained as

$$\begin{aligned} \Lambda_1(\Gamma_0, \Gamma_1, \Gamma_2, \Gamma_3) = & \frac{1}{\Gamma_3} [2\Gamma_3(\Gamma_2\Gamma_3 + \Gamma_1\alpha) + \Gamma_0(\Gamma_2^2 - 4\Gamma_1\Gamma_3 - \Gamma_2\alpha)] [\Gamma_3(\Gamma_2^2(\Gamma_1 + 3\Gamma_3) - 4\Gamma_3(\Gamma_1 - \Gamma_3)(\Gamma_1 + 3\Gamma_3) \\ & - \Gamma_1\Gamma_2\alpha + 5\Gamma_2\Gamma_3\alpha) + \Gamma_0(-\Gamma_2^3 + 4\Gamma_2\Gamma_3(\Gamma_1 - \Gamma_3) + \Gamma_2^2\alpha - 2\Gamma_3(\Gamma_1 + 3\Gamma_3)\alpha)] + [2\Gamma_0^2 + 2\Gamma_3(\Gamma_3 - \Gamma_1) \\ & - 2\Gamma_0(\Gamma_2 + \alpha) + \Gamma_2(\Gamma_2 + \alpha)] [2\Gamma_3(-5\Gamma_2\Gamma_3 + \Gamma_1(\Gamma_2 - 4\alpha)) + \Gamma_0(16\Gamma_1\Gamma_3 + 5\Gamma_2(-\Gamma_2 + \alpha))], \end{aligned} \quad (3)$$

$$\begin{aligned} \Lambda_2(\Gamma_0, \Gamma_1, \Gamma_2, \Gamma_3) = & \Gamma_0[\Gamma_2^3 + 2\Gamma_2\Gamma_3(\Gamma_1 - 13\Gamma_3) - \Gamma_2^2\alpha - 16\Gamma_1\Gamma_3\alpha] + 4\Gamma_0\Gamma_3[\Gamma_3(\Gamma_1 - \Gamma_3)(3\Gamma_3 - 7\Gamma_1) + \Gamma_2^2(\Gamma_1 + 3\Gamma_3) \\ & + 2\Gamma_1\Gamma_2\alpha + 2\Gamma_2\Gamma_3\alpha] - 2\Gamma_3[\Gamma_2^3(\Gamma_1 + \Gamma_3) - \Gamma_2\Gamma_3(5\Gamma_1^2 - 6\Gamma_1\Gamma_3 + \Gamma_3^2) + \Gamma_1\Gamma_2^2\alpha - 2\Gamma_1^2\Gamma_3\alpha \\ & + \Gamma_2^2\Gamma_3\alpha + 4\Gamma_1\Gamma_3^2\alpha - 2\Gamma_3^3\alpha] + 4\Gamma_0^3[\Gamma_3(3\Gamma_1 + \Gamma_3) - \Gamma_2^2 + \Gamma_2\alpha], \end{aligned} \quad (4)$$

$$\begin{aligned} \Lambda_2'(\Gamma_0, \Gamma_1, \Gamma_2, \Gamma_3) = & 2\Gamma_0^3[-\Gamma_2^4 + 2\Gamma_2^2\Gamma_3(2\Gamma_1 - \Gamma_3) - 2\Gamma_3^2(\Gamma_1^2 - 3\Gamma_1\Gamma_3 + 6\Gamma_3^2) + \Gamma_2^2\alpha - 2\Gamma_1\Gamma_2\Gamma_3\alpha] + \Gamma_0^2\Gamma_3[\Gamma_2^3(7\Gamma_1 \\ & - 8\Gamma_3) + 2\Gamma_2\Gamma_3(-11\Gamma_1^2 + 9\Gamma_1\Gamma_3 + 14\Gamma_3^2) - 7\Gamma_1\Gamma_2^2\alpha + 8\Gamma_1^2\Gamma_3\alpha + 8\Gamma_2^2\Gamma_3\alpha - 16\Gamma_1\Gamma_3^2\alpha + 24\Gamma_3^3\alpha] \\ & - 4\Gamma_0\Gamma_3^2[-5\Gamma_1^3\Gamma_3 + 2\Gamma_1^2(\Gamma_2^2 + 6\Gamma_3^2 - \Gamma_2\alpha) + \Gamma_1\Gamma_3(-7\Gamma_2^2 - 13\Gamma_3^2 + 2\Gamma_2\alpha) + \Gamma_3^2(9\Gamma_2^2 + 6\Gamma_3^2 + 4\Gamma_2\alpha)] \\ & + 2\Gamma_3^2[\Gamma_1^3(\Gamma_2 - 2\alpha) + 4\Gamma_1^2\Gamma_3(-\Gamma_2 + \alpha) - \Gamma_1(\Gamma_2^3 - \Gamma_2\Gamma_3^2 + \Gamma_2^2\alpha + 2\Gamma_3^2\alpha) + \Gamma_2\Gamma_3(2\Gamma_3^2 + 3\Gamma_2(\Gamma_2 + \alpha))]. \end{aligned} \quad (5)$$

For the non-HS point $k_0 = \arccos((-2\Gamma_2 - \sqrt{4\Gamma_2^2 - 16\Gamma_3(\Gamma_1 - \Gamma_3)})/8\Gamma_3)$, which corresponds to green line in Fig.1 of the main text, we have

$$\frac{d\Gamma_1}{dl} = -\frac{\alpha\sqrt{\alpha_1}\Lambda_3(\Gamma_0, \Gamma_1, \Gamma_2, \Gamma_3)}{\sqrt{2}\Gamma_3^2\Lambda_4(\Gamma_0, \Gamma_1, \Gamma_2, \Gamma_3)}, \quad (6)$$

$$\frac{d\Gamma_3}{dl} = -\frac{\alpha\sqrt{\alpha_1}\Lambda_3(\Gamma_0, \Gamma_1, \Gamma_2, \Gamma_3)}{\sqrt{2}\Lambda_4'(\Gamma_0, \Gamma_1, \Gamma_2, \Gamma_3)}, \quad (7)$$

where the Λ s can be obtained as

$$\begin{aligned} \Lambda_3(\Gamma_0, \Gamma_1, \Gamma_2, \Gamma_3) = & \Gamma_0^2[\Gamma_2^5 + \Gamma_3^3\Gamma_3(-7\Gamma_1 + \Gamma_3) + 6\Gamma_2\Gamma_3^2(2\Gamma_1^2 - \Gamma_1\Gamma_3 + 3\Gamma_3^2) + \Gamma_2^4\alpha + 4\Gamma_1\Gamma_3^2(\Gamma_1 - 3\Gamma_3)\alpha - \Gamma_2^2\Gamma_3(5\Gamma_1 \\ & + \Gamma_3)\alpha] + \Gamma_0^3\Gamma_3^2[-16\Gamma_1\Gamma_3 + 5\Gamma_2(\Gamma_2 + \alpha)] + \Gamma_3^2(\Gamma_1 - \Gamma_3)[-2\Gamma_2\Gamma_3(\Gamma_2^2 - \Gamma_3^2) - 4\Gamma_1^2\Gamma_3(\Gamma_2 + \alpha) + \Gamma_1 \\ & (+\Gamma_2^3 + 10 + \Gamma_2 + \Gamma_3^2) + \Gamma_2^2\alpha - 4\Gamma_3^2\alpha] + \Gamma_0\Gamma_3[-16\Gamma_1^3\Gamma_3^2 + 4\Gamma_1^2\Gamma_3(3\Gamma_2^2 + 4\Gamma_3^2 + 2\Gamma_2\alpha) + \Gamma_2\Gamma_3(2\Gamma_2^3 \\ & - 7\Gamma_2\Gamma_3^2 + 2\Gamma_2^2\alpha + 3\Gamma_3^2\alpha) - \Gamma_1\Gamma_2(2\Gamma_2^3 + 13\Gamma_2\Gamma_3^2 + 2\Gamma_2^2\alpha + 3\Gamma_3^2\alpha)], \end{aligned} \quad (8)$$

$$\begin{aligned} \Lambda_4(\Gamma_0, \Gamma_1, \Gamma_2, \Gamma_3) = & -\Gamma_0^2[\Gamma_2^3 + 2\Gamma_2\Gamma_3(\Gamma_1 - 13\Gamma_3) + \Gamma_2^2\alpha + 16\Gamma_1\Gamma_3\alpha] + 4\Gamma_0\Gamma_3[\Gamma_3(7\Gamma_1 - 3\Gamma_3)(\Gamma_1 - \Gamma_3) - \Gamma_2^2(\Gamma_1 + 3\Gamma_3) \\ & + 2\Gamma_1\Gamma_2\alpha + 2\Gamma_2\Gamma_3\alpha] + 2\Gamma_3[\Gamma_2^3(\Gamma_1 + \Gamma_3) - \Gamma_2\Gamma_3(5\Gamma_1^2 - 6\Gamma_1\Gamma_3 + \Gamma_3^2) - \Gamma_1\Gamma_2^2\alpha + 2\Gamma_1^2\Gamma_3\alpha - \Gamma_2^2\Gamma_3\alpha \\ & - 4\Gamma_1\Gamma_3^2\alpha + 2\Gamma_3^3\alpha] + 4\Gamma_0^3[-\Gamma_3(3\Gamma_1 + \Gamma_3) + \Gamma_2(\Gamma_2 + \alpha)], \end{aligned}$$

$$\begin{aligned} \Lambda'_4(\Gamma_0, \Gamma_1, \Gamma_2, \Gamma_3) = & 2\Gamma_0^3[\Gamma_2^4 + 2\Gamma_2^2\Gamma_3(-2\Gamma_1 + \Gamma_3) + 2\Gamma_3^2(\Gamma_1^2 - 3\Gamma_1\Gamma_3 + 6\Gamma_3^2) + \Gamma_2^3\alpha - 2\Gamma_1\Gamma_2\Gamma_3\alpha] + \Gamma_0^2\Gamma_3[\Gamma_1^2(22\Gamma_2\Gamma_3 \\ & + 8\Gamma_3\alpha) + 4\Gamma_3(2\Gamma_2^3 - 7\Gamma_2\Gamma_3^2 + 2\Gamma_2^2\alpha + 6\Gamma_3^2\alpha) - \Gamma_1(7\Gamma_2^3 + 18\Gamma_2\Gamma_3^2 + 7\Gamma_2^2\alpha + 16\Gamma_3^2\alpha)] + 2\Gamma_3^2[4\Gamma_1^2\Gamma_3 \\ & (\Gamma_2 + \alpha) - \Gamma_1^3(\Gamma_2 + 2\alpha) - \Gamma_1(-\Gamma_2^3 + \Gamma_2\Gamma_3^2 + \Gamma_2^2\alpha + 2\Gamma_3^2\alpha) + \Gamma_2\Gamma_3(-2\Gamma_2^3 + 3\Gamma_2(-\Gamma_2 + \alpha))] \\ & + 4\Gamma_0\Gamma_3^2[-5\Gamma_1^3\Gamma_3 + \Gamma_3^2(9\Gamma_2^2 + 6\Gamma_3^2 - 4\Gamma_2\alpha) - \Gamma_1\Gamma_3(7\Gamma_2^2 + 13\Gamma_3^2 + 2\Gamma_2\alpha) + 2\Gamma_1^2(6\Gamma_3^2 + \Gamma_2(\Gamma_2 + \alpha))]. \end{aligned} \quad (9)$$

In all the equations $\alpha = \sqrt{\Gamma_2^2 + 4\Gamma_3(-\Gamma_1 + \Gamma_3)}$ and $\alpha_1 = \sqrt{(2\Gamma_3(\Gamma_1 + 3\Gamma_3) - \Gamma_2^2 + \Gamma_2\alpha)}/\Gamma_3$.

II. CRG EQUATIONS FOR TOPOLOGICAL TRANSITION BETWEEN NON-HS CRITICAL PHASES AT MULTICRITICAL POINTS

The RG equations on the magenta line can be written as

$$\frac{d\Gamma_1}{dl} = \frac{(\Gamma_1 + \alpha)^4 \alpha \Lambda_5(\Gamma_0, \Gamma_1, \Gamma_2)}{\Lambda_6(\Gamma_0, \Gamma_1, \Gamma_2)}, \quad (10)$$

$$\frac{d\Gamma_2}{dl} = -\frac{(\Gamma_1 + \alpha)^4 \alpha \alpha'_1 \Lambda'_5(\Gamma_0, \Gamma_1, \Gamma_2)}{\Lambda'_6(\Gamma_0, \Gamma_1, \Gamma_2)}, \quad (11)$$

where the Λ s are obtained as

$$\begin{aligned} \Lambda_5(\Gamma_0, \Gamma_1, \Gamma_2) = & (6\Gamma_0^2 + 4\Gamma_1(\Gamma_1 + \alpha) - 6\Gamma_0\Gamma_2 + \Gamma_2(-\Gamma_2 + (\Gamma_2 - 2\Gamma_0)))^{1/2}/(\Gamma_1 + \alpha)(1/2(2\Gamma_0\Gamma_1 - (7\Gamma_1 + \alpha)\Gamma_2 \\ & + (12\Gamma_0(\Gamma_0 - \Gamma_2)\alpha_1)/(\Gamma_1 + \alpha))(6\Gamma_0^2 + \Gamma_1(\Gamma_1 + \alpha) - 6\Gamma_0\Gamma_2 + \Gamma_2\alpha_1) + 2(\Gamma_1\Gamma_2 + (2\Gamma_0(\Gamma_2 - \Gamma_0) \\ & \alpha_1)/(\Gamma_1 + \alpha))6\Gamma_0^2 + \Gamma_1(3\Gamma_1 + \alpha) - 8\Gamma_0\Gamma_2 + 4\Gamma_2^2 + (-2\Gamma_0\Gamma_1 + (7\Gamma_1 + \alpha)\Gamma_2)\alpha_1/(2(\Gamma_1 + \alpha)) \\ & + 6\Gamma_0(\Gamma_2 - \Gamma_0) \cos[2 \sec^{-1}[2(\Gamma_1 + \alpha)/\alpha_1]], \end{aligned} \quad (12)$$

$$\begin{aligned} \Lambda_6(\Gamma_0, \Gamma_1, \Gamma_2) = & 8\sqrt{2}\Gamma_0(24\Gamma_0^7 + \Gamma_1^5(\Gamma_1 + \alpha)\alpha_1 - 2\Gamma_0^6(43\Gamma_2 + 3\alpha'_1) + \Gamma_0\Gamma_1(4\Gamma_1^5 + 4\Gamma_1^4\alpha + 2\Gamma_1^2\alpha\Gamma_2(3\Gamma_2 - \alpha'_1) \\ & - 4\Gamma_1^3\Gamma_2(-2\Gamma_2 + \alpha'_1) + \Gamma_1\Gamma_2^3(\Gamma_2 + \alpha'_1) + \alpha\Gamma_2^3(\Gamma_2 + \alpha'_1)) - \Gamma_0^4(24\Gamma_2^2(3\Gamma_2 + \alpha'_1) + \Gamma_1^2(133\Gamma_2 + \alpha'_1) \\ & + \Gamma_1\alpha(59\Gamma_2 + 3\alpha'_1)) - \Gamma_0^2(2\Gamma_1^3\alpha(13\Gamma_2 - \alpha'_1) - 4\Gamma_1^4(-9\Gamma_2 + \alpha'_1) + 2\Gamma_1^2(\Gamma_2 + \alpha'_1)\Gamma_1^2\Gamma_2^2(23\Gamma_2 + 3\alpha'_1) \\ & + \Gamma_1\alpha\Gamma_2^2(13\Gamma_2 + 5\alpha'_1)) + 4\Gamma_0^5(14\Gamma_1^2 + 6\Gamma_1\alpha + \Gamma_2(29\Gamma_2 + 5\alpha'_1)) + \Gamma_0^3(28\Gamma_1^4 + 20\Gamma_1^3\alpha + 3\Gamma_1^2\Gamma_2(33\Gamma_2 + \alpha'_1) \\ & + 4\Gamma_2^3(5\Gamma_2 + 3\alpha'_1) + \Gamma_1\alpha\Gamma_2(47\Gamma_2 + 7\alpha'_1))), \end{aligned} \quad (13)$$

$$\begin{aligned} \Lambda'_6(\Gamma_0, \Gamma_1, \Gamma_2) = & 4\sqrt{2}\Gamma_0(-8\Gamma_0^7(4\Gamma_1 + 3\alpha) + \Gamma_0^6(\Gamma_1 + \alpha) - 2\Gamma_0\Gamma_1^4(\Gamma_1^3 + \Gamma_1^2\alpha + 2\alpha\Gamma_2\alpha'_1 - 3\Gamma_1\Gamma_2\alpha_1) + \Gamma_0^2(\Gamma_1^3\Gamma_2^2 \\ & (13\Gamma_2 - 5\alpha'_1) + 2\Gamma_1\Gamma_2^4(\Gamma_2 + \alpha'_1) + 2\alpha\Gamma_2^4(\Gamma_2 + \alpha'_1) + 3\Gamma_1^4\alpha(3\Gamma_2 + \alpha'_1) + \Gamma_1^2\alpha\Gamma_2^2(7\Gamma_2 + \alpha'_1) + \Gamma_1^5(15\Gamma_2 \\ & + \alpha'_1)) - 2\Gamma_0^3(3\Gamma_1^5 + \Gamma_1^4\alpha + 5\Gamma_1^3\Gamma_2(4\Gamma_2 + 3\alpha'_1) + 2\alpha\Gamma_2^3(5\Gamma_2 + 4\alpha'_1) + \Gamma_1\Gamma_2^3(15\Gamma_2 + 11\alpha'_1)\Gamma_1^2\alpha\Gamma_2(11\Gamma_2 \\ & + 14\alpha'_1)) + 4\Gamma_0^6(3\alpha(7\Gamma_2 + 2\alpha'_1) + \Gamma_1(31\Gamma_2 + 17\alpha'_1)) + \Gamma_0^4(10\alpha\Gamma_2^2(7\Gamma_2 + 5\alpha'_1) + \Gamma_1^2\alpha(17\Gamma_2 + 27\alpha'_1) \\ & + \Gamma_1^3(29\Gamma_2 + 35\alpha'_1) + 2\Gamma_1\Gamma_2(57\Gamma_2 + 53\alpha'_1)) - 2\Gamma_0^5(\Gamma_1^3 + \Gamma_1^2\alpha_1 + 2\alpha\Gamma_2(28\Gamma_2 + 15\alpha'_1) + \Gamma_1\Gamma_2(89\Gamma_2 + 77\alpha'_1))). \end{aligned} \quad (14)$$

The RG equations on the green line can be written as

$$\frac{d\Gamma_1}{dl} = -\frac{(\Gamma_1 - \alpha)^4 \alpha \Lambda_7(\Gamma_0, \Gamma_1, \Gamma_2)}{\Lambda_8(\Gamma_0, \Gamma_1, \Gamma_2)}, \quad (15)$$

$$\frac{d\Gamma_2}{dl} = -\frac{(\Gamma_1 - \alpha)^4 \alpha \alpha'_1 \Lambda_7(\Gamma_0, \Gamma_1, \Gamma_2)}{\Lambda'_8(\Gamma_0, \Gamma_1, \Gamma_2)}, \quad (16)$$

where the Λ s are obtained as

$$\begin{aligned} \Lambda_7(\Gamma_0, \Gamma_1, \Gamma_2) = & (6\Gamma_0^2 + 4\Gamma_1(\Gamma_1 - \alpha) - 6\Gamma_0\Gamma_2 - \Gamma_2(\Gamma_2 + \alpha'_1))^{1/2} / (\Gamma_1 - \alpha) (1/2(6\Gamma_0 + \Gamma_1^2 - \Gamma_1\alpha - 6\Gamma_0\Gamma_2 + \Gamma_2 \\ & (\Gamma_2 - \alpha'_1))(2\Gamma_0\Gamma_1 + (-7\Gamma_1 + \alpha)\Gamma_2 + (12\Gamma_0(\Gamma_0 - \Gamma_2)(\Gamma_2 + \alpha'_1)) / (-\Gamma_1 + \alpha)) + 2(\Gamma_1\Gamma_2 - (2\Gamma_0(\Gamma_0 \\ & - \Gamma_2(\Gamma_2 + \alpha'_1))) / (-\Gamma_1 + \alpha))(6\Gamma_0^2 + 3\Gamma_1^2 - \Gamma_1\alpha - 8\Gamma_0\Gamma_2 + 4\Gamma_2^2 - (2\Gamma_0\Gamma_1 + (-7\Gamma_1 + \alpha)\Gamma_2)(\Gamma_2 \\ & + \alpha'_1) / (2(-\Gamma_1 + \alpha))) + 6\Gamma_0^2(\Gamma_0 - \Gamma_2) \cos[2 \sin^{-1}[(\Gamma_2 + \alpha'_1) / (2\Gamma_1 - 2\alpha)]]), \end{aligned} \quad (17)$$

$$\begin{aligned} \Lambda_8(\Gamma_0, \Gamma_1, \Gamma_2) = & 8\sqrt{2}\Gamma_0(24\Gamma_0^7 + \Gamma_1^5(-\Gamma_1 + \alpha)(\Gamma_2 + \alpha'_1) + 2\Gamma_0^6(-43\Gamma_2 + 3\alpha'_1) + \Gamma_0^4(\Gamma_1\alpha(59\Gamma_2 - 3\alpha'_1) + \Gamma_1^2(-133\Gamma_2 \\ & + \alpha'_1) + 24\Gamma_2^2(-3\Gamma_2 + \alpha'_1)) + \Gamma_0\Gamma_1(4\Gamma_1^5 - 4\Gamma_1^4\alpha + \Gamma_1\Gamma_2^3(\Gamma_2 - \alpha'_1) + \alpha\Gamma_2^3\alpha_1 + 4\Gamma_1^3\Gamma_2(2\Gamma_2 + \alpha'_1) \\ & - 2\Gamma_1^2\alpha\Gamma_2(3\Gamma_2 + \alpha'_1)) + \Gamma_0^2(\Gamma_1\alpha\Gamma_2^2(13\Gamma_2 - 5\alpha'_1) + 2\Gamma_2^4\alpha_1 - 4\Gamma_1^4(9\Gamma_2 + \alpha'_1) + 2\Gamma_1^3\alpha(13\Gamma_2 + \alpha'_1) \\ & + \Gamma_1^2\Gamma_2^2(-23\Gamma_2 + 3\alpha'_1)) - 4\Gamma_0^5(-14\Gamma_1^2 + 6\Gamma_1\alpha + \Gamma_2(-29\Gamma_2 + 5\alpha'_1)) + \Gamma_0^3(28\Gamma_1^4 - 20\Gamma_1^3\alpha + 4\Gamma_2^3 \\ & (5\Gamma_2 - 3\alpha'_1) - 3\Gamma_1^2\Gamma_2(-33\Gamma_2 + \alpha'_1) + \Gamma_1\alpha\Gamma_2(-47\Gamma_2 + 7\alpha'_1))), \end{aligned} \quad (18)$$

$$\begin{aligned} \Lambda'_8(\Gamma_0, \Gamma_1, \Gamma_2) = & 4\sqrt{2}\Gamma_0(8\Gamma_0^7(-4\Gamma_1 + 3\alpha) - \Gamma_1^6(-\Gamma_1 + \alpha)(\Gamma_1 + \alpha'_1) + 2\Gamma_0\Gamma_1^4(-\Gamma_1^3 + \Gamma_1^2\alpha - 3\Gamma_1\Gamma_2(\Gamma_2 + \alpha'_1) \\ & + 2\alpha\Gamma_2(\Gamma_2 + \alpha'_1)) + 4\Gamma_0^6(31\Gamma_1\Gamma_2 - 17\Gamma_1\alpha'_1 + 3\alpha(-7\Gamma_2 + 2\alpha'_1)) + \Gamma_0^2(-3\Gamma_1^4\alpha(3\Gamma_2 - \alpha'_1) - \Gamma_1^5 \\ & (-15\Gamma_2 + \alpha'_1) + \Gamma_1^2\alpha\Gamma_2^2(-7\Gamma_2 + \alpha'_1) - 2\Gamma_1\Gamma_2^4\alpha_1 + 2\alpha\Gamma_2^4\alpha_1 + \Gamma_1^3\Gamma_2^2(13\Gamma_2 + 5\alpha'_1)) + 2\Gamma_0^3(-3\Gamma_1^5 + \Gamma_1^4\alpha \\ & + \Gamma_1^2\alpha\Gamma_2(11\Gamma_2 - 14\alpha'_1) + 2\alpha\Gamma_2^3(5\Gamma_2 - 4\alpha'_1) + 5\Gamma_1^3\Gamma_2(-4\Gamma_2 + 3\alpha'_1) + \Gamma_1\Gamma_2^3(-15\Gamma_2 + 11\alpha'_1)) + \Gamma_0^4 \\ & (\Gamma_1^3(29\Gamma_2 - 35\alpha'_1) + 10\alpha\Gamma_2^2(-7\Gamma_2 + 5\alpha'_1)\Gamma_1^2\alpha(-17\Gamma_2 + 27\alpha'_1) - 2\Gamma_1\Gamma_2^2(-57\Gamma_2 + 53\alpha'_1)) + 2\Gamma_0^5(-\Gamma_1^3 \\ & + \Gamma_1^2\alpha + 2\alpha\Gamma_2(28\Gamma_2 - 15\alpha'_1) + \Gamma_1\Gamma_2(-89\Gamma_2 + 77\alpha'_1))). \end{aligned} \quad (19)$$

In all the equations $\alpha = \sqrt{\Gamma_1^2 + 4\Gamma_0(\Gamma_0 - \Gamma_2)}$ and $\alpha'_1 = (\Gamma_2 - 2\Gamma_0)$.

III. NUMERICAL RESULTS OF EDGE MODES AT NON-HS CRITICALITIES

The model in the main text can be studied numerically under open boundary condition to identify the trivial and non-trivial critical phases. The model Hamiltonian can be written in the BdG form as¹

$$H_{BdG} = \begin{pmatrix} \chi_x & \chi_y \\ \chi_y^\dagger & -\chi_x \end{pmatrix}, \quad (20)$$

with the submatrices

$$\chi_x(i, j) = -\Gamma_0\delta_{j,i} - \frac{\Gamma_1}{2}(\delta_{j,i+1} + \delta_{j,i-1}) \quad (21)$$

$$\begin{aligned} & -\frac{\Gamma_2}{2}(\delta_{j,i+2} + \delta_{j,i-2}) - \frac{\Gamma_3}{2}(\delta_{j,i+3} + \delta_{j,i-3}), \\ \chi_y(i, j) = & -\frac{\Gamma_1}{2}(\delta_{j,i+1} - \delta_{j,i-1}) - \frac{\Gamma_2}{2}(\delta_{j,i+2} - \delta_{j,i-2}) \\ & -\frac{\Gamma_3}{2}(\delta_{j,i+3} - \delta_{j,i-3}). \end{aligned} \quad (22)$$

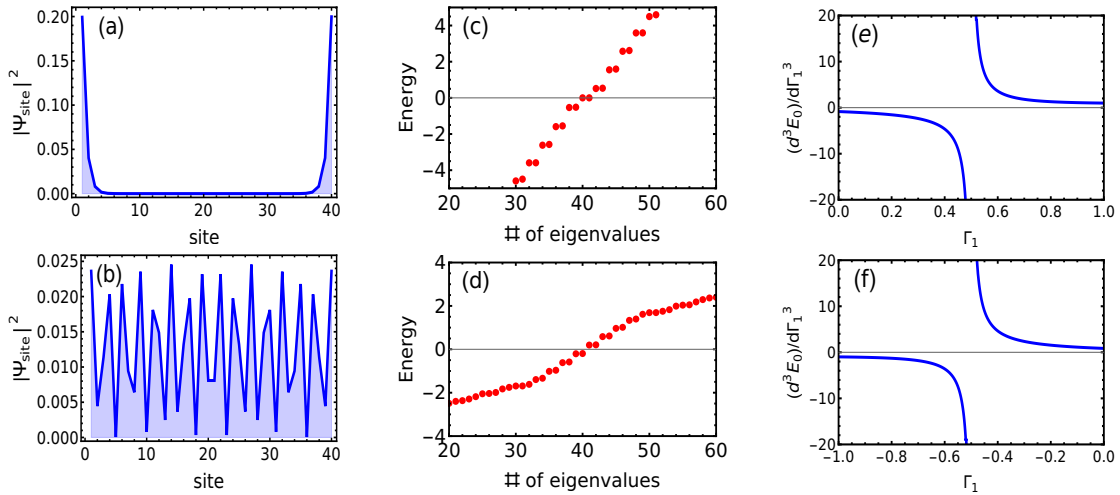


FIG. 1. Numerical analysis of the model. For all the plots $\Gamma_0 = 1$ and $\Gamma_2 = 0.5$. (a) Probability distribution at topological non-HS critical phase for the parameter space $\Gamma_1 = \pm 3$ and $\Gamma_3 = \pm 3.15$. (b) Probability distribution at trivial non-HS critical phase for the parameter space $\Gamma_1 = 0$ and $\Gamma_3 = \pm 0.7$. (c) Eigenvalue distribution at topological non-HS critical phase for the parameter space $\Gamma_1 = \pm 3$ and $\Gamma_3 = \pm 3.15$. (d) Eigenvalue distribution at trivial non-HS critical phase for the parameter space $\Gamma_1 = 0$ and $\Gamma_3 = \pm 0.7$. Third derivative of ground state energy density with respect to Γ_1 for (e) M_1 and (f) M_2 .

Diagonalizing the BdG Hamiltonian enable one to identify the trivial and non-trivial critical phase at both the non-HS criticalities. This can be achieved by analyzing the probability and eigenvalue distribution, as shown in Fig.1. The probability distribution of wave function of an open chain with the size $n = 40$, shows distribution at the edges. These represents non-trivial non-HS critical phases with stable localized edge modes at each end of the chain. Fig.1(a), is obtained for the parameters $\Gamma_0 = 1$, $\Gamma_1 = \pm 3$, $\Gamma_2 = 0.5$ and $\Gamma_3 = \pm 3.15$, which represents topological non-HS critical phase at magenta and green lines respectively. The the solutions for the trivial critical phases in Fig.1(b) is for $\Gamma_0 = 1$, $\Gamma_1 = 0$, $\Gamma_2 = 0.5$ and $\Gamma_3 = \pm 0.7$ at both magenta and green lines respectively, where the probability distributes significantly at the bulk as a consequence of the delocalization of edge modes into the bulk.

This observation can be verified with the analysis of the eigenvalue distribution with the system size, as shown in Fig.1. The distribution of the eigenvalues at zero energy represents the topological non-HS critical phases while the absence of the eigenvalues at zero energy represents the trivial critical phase. For the parameter space $\Gamma_0 = 1$, $\Gamma_1 = \pm 3$, $\Gamma_2 = 0.5$ and $\Gamma_3 = \pm 3.15$, a pair of eigenvalue exists at zero energy represents the topological critical phase at both the magenta and green lines respectively, as shown in Fig.1(c). The parameter space $\Gamma_0 = 1$, $\Gamma_1 = 0$, $\Gamma_2 = 0.5$ and $\Gamma_3 = \pm 0.7$ is thus represents trivial critical phases of both the criticalities with no zero energy eigenvalues, as shown in Fig.1(d).

These numerical evidences clearly shows the presence of trivial and non-trivial non-HS critical phases separated by multicritical points $M_{1,2}$, on both magenta and green critical lines. The $M_{1,2}$ can be identified with the divergence in the derivatives of ground state energy density with respect to Γ_1 ,

$$E_0 = -\frac{1}{2\pi} \int_{-\pi}^{\pi} \frac{\partial^2}{\partial \Gamma_1^2} \left(\sqrt{\chi_x^2 + \chi_y^2} \right) dk. \quad (23)$$

As shown in Fig.1(e,f), both the multicritical points are identified with the third order discontinuity in the ground state.

* ranjith.btd6@gmail.com

† yrkartik@gmail.com

‡ Corresponding author: sujit.tifr@gmail.com

¹ Yuezhen Niu, Suk Bum Chung, Chen-Hsuan Hsu, Ipsita Mandal, S Raghu, and Sudip Chakravarty. *Phys. Rev. B.* **85**, 035110 (2012).