



Search for supersymmetry in final states with missing transverse momentum and three or more b -jets in 139 fb^{-1} of proton–proton collisions at $\sqrt{s} = 13 \text{ TeV}$ with the ATLAS detector

The ATLAS Collaboration

A search for supersymmetry involving the pair production of gluinos decaying via off-shell third-generation squarks into the lightest neutralino ($\tilde{\chi}_1^0$) is reported. It exploits LHC proton–proton collision data at a centre-of-mass energy $\sqrt{s} = 13 \text{ TeV}$ with an integrated luminosity of 139 fb^{-1} collected with the ATLAS detector from 2015 to 2018. The search uses events containing large missing transverse momentum, up to one electron or muon, and several energetic jets, at least three of which must be identified as containing b -hadrons. Both a simple kinematic event selection and an event selection based upon a deep neural-network are used. No significant excess above the predicted background is found. In simplified models involving the pair production of gluinos that decay via off-shell top (bottom) squarks, gluino masses less than 2.44 TeV (2.35 TeV) are excluded at 95% CL for a massless $\tilde{\chi}_1^0$. Limits are also set on the gluino mass in models with variable branching ratios for gluino decays to $b\bar{b}\tilde{\chi}_1^0$, $t\bar{t}\tilde{\chi}_1^0$ and $t\bar{b}\tilde{\chi}_1^- / t\bar{b}\tilde{\chi}_1^+$.

1 Introduction

Supersymmetry (SUSY) [1–6] is a generalisation of space-time symmetries that predicts new bosonic partners for the fermions of the Standard Model (SM) and new fermionic partners for its bosons. In SUSY models, if R -parity is conserved [7], SUSY particles are produced in pairs and the lightest supersymmetric particle (LSP) is stable. The scalar partners of the left- and right-handed quarks, the squarks \tilde{q}_L and \tilde{q}_R , can mix to form two mass eigenstates \tilde{q}_1 and \tilde{q}_2 , ordered by increasing mass. SUSY can reduce unnatural tuning in the Higgs sector by orders of magnitude [8–11] provided that the superpartners of the top quark (the top squarks, \tilde{t}_1 and \tilde{t}_2) have masses not too far above the weak scale [12]. Because of the SM weak-isospin symmetry, the mass of the lighter bottom squark \tilde{b}_1 is also expected to be close to the weak scale. The fermionic partners of the gluons, the gluinos (\tilde{g}), are also motivated by naturalness [13] to have a mass around the TeV scale in order to limit their contributions to the radiative corrections to the top squark masses. For these reasons, and because the gluinos are expected to be pair-produced with a high cross-section at the Large Hadron Collider (LHC [14]), the search for gluino production with decays via top and bottom squarks is highly motivated at the LHC.

This paper presents a search for pair-produced gluinos decaying via top or bottom squarks in events with multiple jets containing b -hadrons (b -jets in the following), high missing transverse momentum of magnitude E_T^{miss} , and potentially additional jets and/or an isolated electron or muon (referred to as ‘leptons’ hereafter). The results constitute an update of those obtained using 36.1 fb^{-1} of proton–proton (pp) collision data [15] from the ATLAS detector [16]. They exploit an expanded dataset of 139 fb^{-1} of pp collision data acquired at a centre-of-mass energy of 13 TeV. To make best use of the expanded dataset, the simple kinematic selections used in the earlier analysis have been re-optimised, and a new event selection based upon a deep neural network optimised to discern the gluino signatures from background is employed. The latter optimally combines selections requiring zero leptons or one lepton.

Interpretations are provided in the context of several simplified models [17–19] probing gluino decays into the LSP via off-shell top or bottom squarks. In these models, the LSP is assumed to be the lightest neutralino $\tilde{\chi}_1^0$, a linear superposition of the superpartners of the neutral electroweak and Higgs bosons. One model also features the lighter charginos $\tilde{\chi}_1^\pm$, which are linear superpositions of the superpartners of the charged Higgs and SM electroweak bosons. Several benchmark simplified model scenarios studied in the earlier instances of the analysis [15, 20] are considered: two models, referred to as ‘Gtt’ and ‘Gbb’ respectively, which feature exclusively gluino decays to the LSP via off-shell top or bottom squarks (Figure 1), and a third model, referred to as ‘Gtb’, with variable branching ratios for $\tilde{g} \rightarrow t\bar{t}\tilde{\chi}_1^0$, $\tilde{g} \rightarrow b\bar{b}\tilde{\chi}_1^0$ and $\tilde{g} \rightarrow t\bar{b}\tilde{\chi}_1^- / \tilde{g} \rightarrow \bar{t}b\tilde{\chi}_1^+$ (Figure 2 shows the additional decay processes that this model permits). In the Gtb models the mass difference between the $\tilde{\chi}_1^\pm$ and the $\tilde{\chi}_1^0$ is fixed to a small value (2 GeV), motivated by natural SUSY models in which the $\tilde{\chi}_1^0$ is an almost pure higgsino (see e.g. Ref. [12]).

Pair-produced gluinos with top-squark-mediated decays have also been sought in events containing either pairs of same-sign leptons or three leptons [21, 22]. The same-sign/three-leptons search is comparable in sensitivity to the search presented in this paper only when the masses of the gluino and the LSP are of similar magnitude. Sensitivity to such scenarios is also obtained by searching for events with large jet multiplicity, $N_{\text{jet}} \geq 7$ –12 [23]. Similar searches for pair-produced gluinos by the CMS experiment with 36 – 137 fb^{-1} of 13 TeV collisions [24–30] produced results comparable to the previous ATLAS results.

This paper is organised as follows. Section 2 describes the ATLAS detector, and Section 3 describes the data and simulated event samples used in the analysis. Section 4 introduces the event reconstruction methodology, and Section 5 introduces the analysis strategy. The event selection is discussed in Section 6,

and systematic uncertainties in Section 7. The results of the analysis are presented and interpreted in Section 8. Section 9 gives the conclusions.

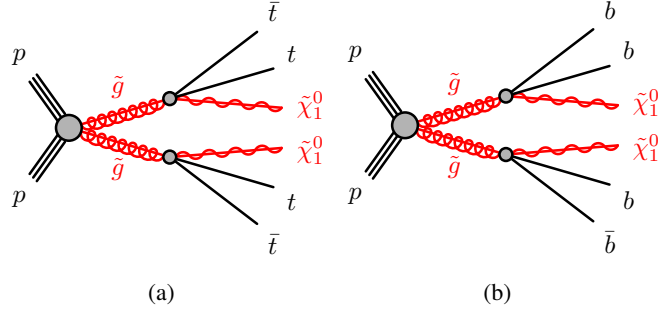


Figure 1: The decay processes in the (a) Gtt and (b) Gbb simplified models.

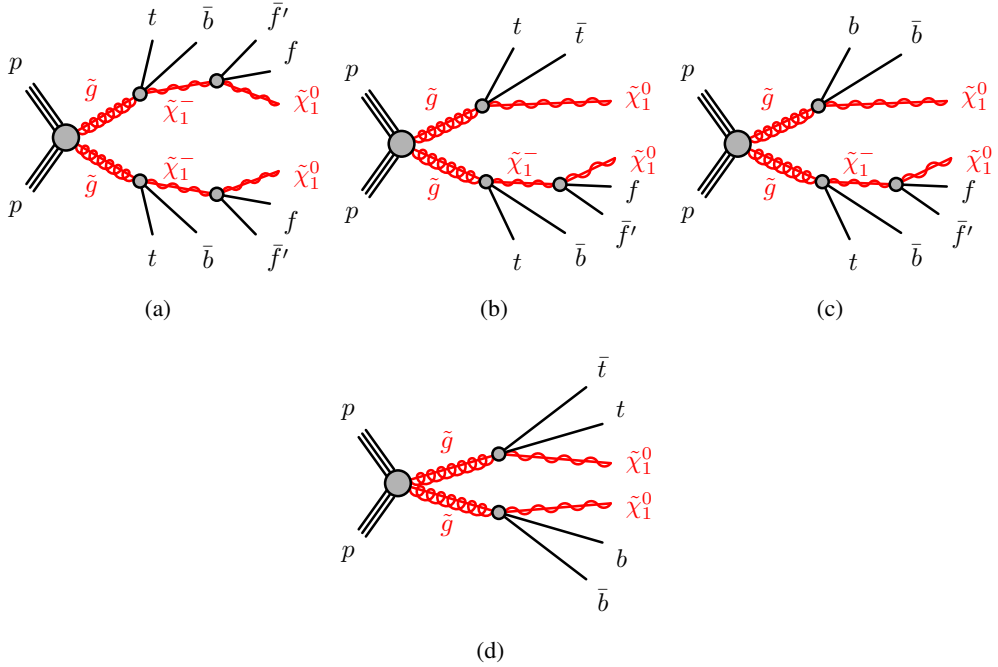


Figure 2: The additional decay processes permitted by the variable gluino branching ratio (Gtb) model, in addition to those shown in Figure 1. In diagram (a), both gluinos decay via $\tilde{g} \rightarrow t\bar{b}\tilde{\chi}_1^-$ with $\tilde{\chi}_1^- \rightarrow f\bar{f}'\tilde{\chi}_1^0$. In diagrams (b) and (c), only one gluino decays via the $\tilde{\chi}_1^-$ while the other decays via $\tilde{g} \rightarrow t\bar{t}\tilde{\chi}_1^0$ or $\tilde{g} \rightarrow b\bar{b}\tilde{\chi}_1^0$, respectively. In diagram (d), one gluino decays via $\tilde{g} \rightarrow t\bar{t}\tilde{\chi}_1^0$ and the other via $\tilde{g} \rightarrow b\bar{b}\tilde{\chi}_1^0$. In each case the charge conjugate processes are implied. The fermions originating from the $\tilde{\chi}_1^\pm$ decay have low momentum and are not detected because the mass difference between the $\tilde{\chi}_1^\pm$ and the $\tilde{\chi}_1^0$ is fixed to 2 GeV.

2 ATLAS detector

The ATLAS detector is a multipurpose particle physics detector with a forward–backward symmetric cylindrical geometry and nearly 4π coverage in solid angle.¹ The inner tracking detector (ID) consists of silicon pixel and microstrip detectors covering the pseudorapidity region $|\eta| < 2.5$, surrounded by a transition radiation tracker, which enhances electron identification in the region $|\eta| < 2.0$. The ID is surrounded by a thin superconducting solenoid providing an axial 2 T magnetic field and by a fine-granularity lead/liquid-argon (LAr) electromagnetic calorimeter covering $|\eta| < 3.2$. A stainless-steel/scintillator tile calorimeter provides coverage for hadronic showers in the central pseudorapidity range ($|\eta| < 1.7$). The endcaps ($1.5 < |\eta| < 3.2$) of the hadronic calorimeter are made of LAr active layers with copper as the absorber material. The forward region ($3.1 < |\eta| < 4.9$) is instrumented with a LAr calorimeter for both the EM and hadronic measurements. A muon spectrometer with an air-core toroidal magnet system surrounds the calorimeters. Three layers of high-precision tracking chambers provide coverage in the range $|\eta| < 2.7$, while dedicated fast chambers allow triggering in the region $|\eta| < 2.4$. The ATLAS trigger system [31] consists of a hardware-based level-1 trigger followed by a software-based high-level trigger (HLT). In terms of software, an extensive suite [32] is used in data simulation, in the reconstruction and analysis of real and simulated data, in detector operations, and in the trigger and data acquisition systems of the experiment.

3 Data and simulated event samples

The data analysed in this paper were collected between 2015 and 2018 at a centre-of-mass energy of 13 TeV with a 25 ns proton bunch crossing interval. The average number of pp interactions per bunch crossing (pile-up) ranged from 13 in 2015 to around 38 in 2017–2018. Application of beam, detector and data-quality criteria [33] results in a total integrated luminosity of 139 fb^{-1} . The uncertainty in the combined 2015–2018 integrated luminosity is 1.7% [34], obtained using the LUCID-2 detector [35] for the primary luminosity measurements and cross-checked by a suite of other systems.

Events are required to pass an $E_{\text{T}}^{\text{miss}}$ trigger [31, 36] with thresholds of 70 GeV, 100 GeV and 110 GeV in the HLT for the 2015, early 2016 and late 2016/2017/2018 datasets, respectively. These triggers are fully efficient for events passing the preselection defined in Section 6.1, which requires the offline reconstructed $E_{\text{T}}^{\text{miss}}$ to exceed 200 GeV [36].

Samples of Monte Carlo (MC) simulated events are used to model the signal and background processes in this analysis, except multijet processes, which are estimated using a data-driven method (Section 5). The MC simulation strategy is largely the same as that described in Ref. [15], with one exception, which is described below. A summary of the generators used can be found in Table 1.

The only significant change with respect to Ref. [15] concerns the modelling of the dominant background in the signal regions – namely the production of $t\bar{t}$ pairs with additional high transverse momentum (p_{T}) jets. It was simulated using the POWHEG BOX [54] v2 event generator and the NNPDF3.0 [55] PDF set with $\alpha_s(m_Z^2) = 0.118$. The parton shower, fragmentation, and the underlying event were simulated using

¹ ATLAS uses a right-handed coordinate system with its origin at the nominal interaction point in the centre of the detector. The positive x -axis is defined by the direction from the interaction point to the centre of the LHC ring, with the positive y -axis pointing upwards, while the beam direction defines the z -axis. Cylindrical coordinates (r, ϕ) are used in the transverse plane, ϕ being the azimuthal angle around the z -axis. The pseudorapidity η is defined in terms of the polar angle θ by $\eta = -\ln \tan(\theta/2)$. Rapidity is defined as $y = 0.5 \ln[(E + p_z)/(E - p_z)]$ where E denotes the energy and p_z is the component of the momentum along the beam direction.

Table 1: List of MC generators used to simulate different signal and background processes. The third column (‘Tune’) describes the tuned set of underlying event and hadronisation parameters, the fourth column the PDF set used, and the fifth column the perturbative accuracy in the strong coupling constant used for the calculation of the cross-section used to normalise the sample.

Process	Generator + fragmentation/hadronisation	Tune	PDF set	Cross-section order
Gbb/Gtb/Gtt	MADGRAPH5_AMC@NLO 2.2.2 [37] + PYTHIA 8.186	A14 [38]	NNPDF2.3 [39]	NLO+NLL [40–45]
$t\bar{t}$	POWHEG BOX v2 + PYTHIA 8.230	A14	NNPDF3.0	NNLO+NNLL [46]
Single top <i>s/t</i> -channel	POWHEG BOX v2 + PYTHIA 8.230	A14	NNPDF3.0	NLO [47, 48]
Single top Wt	POWHEG BOX v2 + PYTHIA 8.230	A14	NNPDF3.0	approx. NNLO [49, 50]
$t\bar{t}W/t\bar{t}Z$	MADGRAPH5_AMC@NLO 2.3.3 + PYTHIA 8.230	A14	NNPDF3.0	NLO [37]
$t\bar{t}t\bar{t}$	MADGRAPH 2.3.3 + PYTHIA 8.230	A14	NNPDF2.3	NLO [37]
$t\bar{t}H$	POWHEG BOX v2 + PYTHIA 8.230	A14	NNPDF2.3	NLO [37]
Diboson WW, WZ, ZZ	SHERPA 2.2.1 [51]	Default	NNPDF3.0	NLO [51, 52]
W/Z+jets	SHERPA 2.2.1	Default	NNPDF3.0	NNLO [53]

PYTHIA 8.230 [56]. The h_{damp} parameter in POWHEG, which controls the p_T of the first additional emission beyond the Born level and thus regulates the p_T of the recoil emission against the $t\bar{t}$ system, was set to 1.5 times the mass of the top quark (assumed to be $m_{\text{top}} = 172.5$ GeV) [57].

Other changes in generator settings for the modelling of sources of minor backgrounds were found not to affect the sensitivity of this analysis significantly. All simulated background processes are normalised using the best available theoretical calculation for their respective cross-sections.

The SUSY signal samples are normalised using the cross-section calculations at next-to-leading order (NLO) in the strong coupling constant, adding the resummation of soft gluon emission at next-to-leading-logarithm (NLL) accuracy [40–44]. The masses of the top and bottom squarks are assumed to be much greater than that of the gluino, such that gluinos decay according to 3-body phase-space. For the Gtb benchmark models, the mass difference between the $\tilde{\chi}_1^\pm$ and the $\tilde{\chi}_1^0$ is fixed to 2 GeV. For each signal model, the nominal cross-section and its uncertainty are taken from an envelope of cross-section predictions using different parton shower models and factorisation and renormalisation scales, as described in Ref. [45].

The EVTGEN 1.6.0 program [58] was used to describe the properties of the b - and c -hadron decays in the signal samples and in the background samples, except those produced with SHERPA. For all samples the response of the detector to particles was modelled with the full ATLAS detector simulation [59] based on

GEANT4 [60]. All simulated events were overlaid with multiple pp collisions simulated with PYTHIA 8.186 using the A3 tune [38] and the NNPDF2.3LO PDF set. The MC samples were generated with variable levels of pile-up in the same and neighbouring bunch crossings, and were reweighted to match the distribution of the mean number of interactions observed in data in 2015–2018.

4 Event reconstruction

Events are required to have a primary vertex [61, 62] reconstructed from at least two tracks [63] with $p_T > 500$ MeV. Among the vertices found, the vertex with the largest summed p_T^2 of the associated tracks [62] is designated as the primary vertex.

Jets are built from topological clusters of energy in the calorimeter [64], calibrated to the electromagnetic scale, using the anti- k_t algorithm [65, 66] with radius parameter $R = 0.4$. Jet energy scale corrections, derived from MC simulation and data, are used to calibrate the average energies of jet candidates to the scale of their constituent particles [67]. Remaining differences between data and simulated events are evaluated and corrected for using in situ techniques, which exploit the transverse momentum balance between a jet and a reference object such as a photon, Z boson, or multijet system in data. After these calibrations, all jets in the event with $p_T > 30$ GeV and $|\eta| < 2.8$ must satisfy a set of loose jet-quality requirements [68]. These requirements are designed to reject jets originating from sporadic bursts of detector noise, large coherent noise or isolated pathological cells in the calorimeter system, hardware issues, beam-induced background or cosmic-ray muons [69]. If these jet requirements are not met, the event is discarded. If the event is retained, only the jets with $p_T > 30$ GeV and $|\eta| < 2.8$ are considered by the analysis. In addition, the ‘medium’ working point of the track-based jet vertex tagger [70, 71] must be satisfied for jets with $p_T < 120$ GeV and $|\eta| < 2.5$, to reject jets that originate from pile-up interactions.

Jets which contain b -hadrons and are within the inner-detector acceptance ($|\eta| < 2.5$) are identified and ‘ b -tagged’ using a multivariate algorithm (‘MV2c10’) that exploits the impact parameters² of the charged-particle tracks, the presence of secondary vertices, and the reconstructed flight paths of b - and c -hadrons inside the jet [72]. The output of the multivariate algorithm is a single b -tagging score, which signifies the likelihood of a jet to contain b -hadrons. For the chosen selection working point applied to this score, the average identification efficiency for jets containing b -hadrons is 77%, determined with simulated $t\bar{t}$ events. Using the same simulated sample, a rejection factor of approximately 110 (5) is obtained for jets initiated by light quarks and gluons (charm quarks). Differences in efficiency and mis-tag rate between data and MC simulation are taken into account with correction factors as described in Ref. [72].

Electron candidates are reconstructed from clusters of energy deposits in the electromagnetic calorimeter that are matched to a track in the inner detector [73]. They are required to have $|\eta| < 2.47$ and $p_T > 20$ GeV, and must meet ‘Loose’ likelihood-based identification criteria [73]. The impact parameter along the beam direction is required to satisfy $|z_0 \sin(\theta)| < 0.5$ mm. The electromagnetic shower of an electron can also be reconstructed as a jet such that a procedure (‘overlap removal’) is required to resolve this ambiguity. In the case where the separation ΔR_y ($\Delta R_y \equiv \sqrt{(\Delta y)^2 + (\Delta\phi)^2}$, for rapidity y) between an electron candidate and a non- b -tagged (b -tagged) jet is $\Delta R_y < 0.2$, the candidate is considered to be an electron (b -tagged jet). This procedure uses a b -tagged jet definition that is looser than that described earlier, to avoid selecting

² The transverse impact parameter, d_0 , is defined as the distance of closest approach of a track to the beam-line, measured in the transverse plane. The longitudinal impact parameter, z_0 , corresponds to the z -coordinate distance between the point at which d_0 is measured and the primary vertex.

electrons from heavy-flavour hadron decays. If the separation between an electron candidate and any jet satisfies $0.2 < \Delta R_y < 0.4$, the candidate is considered to be a jet, and the electron candidate is removed.

Muons are reconstructed by matching tracks in the inner detector to tracks in the muon spectrometer and must have $|\eta| < 2.5$ and $p_T > 20$ GeV [74]. The impact parameter along the beam direction is required to satisfy $|z_0 \sin(\theta)| < 0.5$ mm. Events containing muons identified as originating from cosmic rays, with $|d_0| > 0.2$ mm and $|z_0| > 1$ mm, or as being poorly reconstructed, with $\sigma(q/p)/|(q/p)| > 0.2$, are removed. Here, $\sigma(q/p)/|(q/p)|$ is a measure of the momentum uncertainty for a particle with charge q . Muons are discarded if they are within $\Delta R = 0.4$ of jets that survive the electron–jet overlap removal, except when the number of tracks associated with the jet is less than three, where the muon is kept and the jet discarded. This last exception retains muons which have undergone bremsstrahlung.

After resolving the overlap with leptons, the candidate $R = 0.4$ jets are reclustered [75] into larger-radius jets using the anti- k_t algorithm with a radius parameter of 0.8. The calibration from the input $R = 0.4$ jets propagates directly to the reclustered jets. These reclustered jets are then trimmed [75–78] by removing subjets with p_T below 10% of the p_T of the original reclustered jet. The resulting larger-radius jets are required to have $p_T > 100$ GeV and $|\eta| < 2.0$. No additional overlap removal procedure is applied to such jets after reclustering. When it is not explicitly stated otherwise, in this paper the term ‘jets’ refers to the smaller-radius $R = 0.4$ jets, while the reclustered larger-radius $R = 0.8$ jets are called ‘large- R jets’.

The requirements on electrons and muons are tightened for the selection of events in signal regions and background control regions requiring at least one electron or muon (Section 5). The electrons and muons passing the tight selection are called ‘signal’ electrons or muons in the following, as opposed to ‘baseline’ electrons and muons, which need only pass the requirements described above. Signal electrons (muons) must satisfy the ‘Fix (Loose)’ [73, 79] (‘FixedCutTightTrackOnly’ [74, 80]) p_T -dependent track-based and calorimeter-based isolation criteria. The calorimeter-based isolation is determined by taking the ratio of the sum of energy deposits in a cone of $\Delta R = 0.2$ around the electron or muon candidate to the sum of energy deposits associated with the electron or muon. The track-based isolation is estimated in a similar way but using a variable cone size with a maximum value of $\Delta R = 0.2$ for electrons and $\Delta R = 0.3$ for muons. Signal electrons are also required to pass a ‘Tight’ likelihood-based selection [73, 79]. The impact parameter of the electron in the transverse plane is required to be less than five times the transverse impact parameter uncertainty (σ_{d_0}). Further selection criteria are also imposed on signal muons: muon candidates are required to pass a ‘Medium’ quality selection and meet a $|d_0| < 3\sigma_{d_0}$ requirement [74, 80].

The missing transverse momentum \vec{p}_T^{miss} , with magnitude E_T^{miss} , is defined as the negative vector sum of the p_T of all selected and calibrated electrons, muons and jets in the event, with an extra term added to account for energy in the event that is not associated with any of these objects [81]. This last ‘soft term’ contribution is calculated from ID tracks with $p_T > 500$ MeV which are matched to the primary vertex, thus ensuring that this contribution is robust against pile-up contamination, and which are not associated with selected objects [81, 82].

This analysis does not consider the contribution of reconstructed photons or hadronically decaying τ -leptons when considering possible overlaps with other objects. They are also not included explicitly in the calculation of \vec{p}_T^{miss} , but the associated energy deposits contribute to this calculation via the overlapping reconstructed jets.

5 Analysis strategy

Evidence for the presence of SUSY signal events in the data sample is sought by selecting events populating multiple signal regions (SRs), which are expected to be enriched in such events on the basis of simulation studies. The expected yields of major SM background processes in the SRs are determined with a profile likelihood fit (Section 8) using MC samples with normalisations constrained to data in dedicated SR-dependent control regions (CRs). The yields of subdominant backgrounds are estimated directly from MC samples, except in the case of multijet backgrounds, where a data-driven procedure is used. The accuracy of the background estimation procedure is verified by comparing data with background predictions in validation regions (VRs) with low signal contamination, which are located between the CRs and SRs in the multidimensional space of event selection variables.

Signal regions are defined using two alternative methodologies. The first methodology, the ‘cut-and-count’ (CC) analysis, defines SRs by applying selections independently to a series of observables sensitive to differences in kinematics between signal and background (‘discriminating variables’). These are expected to provide rejection of SM background events while retaining events from a broad range of Gtt, Gbb and Gtb signal models to provide maximum discovery power. This methodology is well suited to subsequent reinterpretation of the results in the context of other theories not considered in this paper. The CC SR event selection criteria fall into two broad categories targeting final states which contain no leptons or at least one lepton (referred to as ‘0-lepton’ and ‘1-lepton’ SRs henceforth). The second event selection methodology, the neural network (NN) analysis, classifies events using a supervised machine-learning technique in which correlations between discriminating variables are further exploited to maximise exclusion power for specific Gtt and Gbb signal models. The event selection for each NN SR optimally selects a mixture of events containing different lepton multiplicities, depending on the values of the other discriminating variables. A set of CRs and VRs is associated with each CC or NN SR. The event selection criteria are discussed in Section 6.

5.1 Discriminating variables

The following discriminating variables are used in the CC and NN SR, CR and VR event selections, in addition to more widely used variables such as E_T^{miss} and the momenta and multiplicities of jets, b -jets and leptons.

The ‘inclusive effective mass’ (m_{eff}), is defined by the following scalar sum:

$$m_{\text{eff}} = \sum_i p_T^{\text{jet}_i} + \sum_j p_T^{\ell_j} + E_T^{\text{miss}},$$

where the first and second sums run over the selected jets (N_{jet}) and signal leptons (N_{lepton}), respectively. This variable is correlated with the invariant mass scale of the final-state particles in the event, and typically takes a higher value for pair-produced gluino events than for SM background events with lower mass scales.

In regions with at least one selected lepton, the transverse mass m_T is calculated from the p_T of the leading selected lepton (ℓ) and E_T^{miss} , and is defined as:

$$m_T = \sqrt{2p_T^\ell E_T^{\text{miss}} \{1 - \cos[\Delta\phi(\vec{p}_T^{\text{miss}}, \vec{p}_T^\ell)]\}}.$$

This variable is used to reject $t\bar{t}$ and W +jets background events in which one W boson decays leptonically. The m_T distribution for these backgrounds, assuming on-mass-shell W bosons, has an upper bound corresponding to the W boson mass, leading to a Jacobian edge in the observed distribution, and typically has higher values for Gtt signal model events. In addition, the minimum transverse mass formed by E_T^{miss} and any of the three highest- p_T b -tagged jets in the event, $m_{T,\text{min}}^{b\text{-jets}}$, is used in regions with any lepton multiplicity:

$$m_{T,\text{min}}^{b\text{-jets}} = \min_{i \leq 3} \left(\sqrt{2p_T^{b\text{-jet}_i} E_T^{\text{miss}} \{1 - \cos[\Delta\phi(\vec{p}_T^{\text{miss}}, \vec{p}_T^{b\text{-jet}_i})]\}} \right).$$

The $m_{T,\text{min}}^{b\text{-jets}}$ distribution has an upper bound corresponding to $\sqrt{m_{\text{top}}^2 - m_W^2}$ for $t\bar{t}$ events with a single leptonic W boson decay, while extending to higher values for signal events.

Another powerful variable for selecting signal events is the total jet mass variable, defined as:

$$M_J^\Sigma = \sum_{i \leq 4} m_{J,i},$$

where $m_{J,i}$ is the mass of large- R jet i in the event. The decay products of a high- p_T (boosted) hadronically decaying top quark can be reconstructed in a single large- R jet, resulting in a jet with a high mass. This variable typically takes larger values for Gtt signal model events than for background events, because the former can contain as many as four hadronically decaying top quarks while the latter typically contain a maximum of two.

The requirement of a selected lepton, with the additional requirements on jets, E_T^{miss} and event variables described above, makes the multijet background negligible for the ≥ 1 -lepton signal regions. For the 0-lepton signal regions, the distribution of the minimum azimuthal angle $\Delta\phi_{\text{min}}^{4j}$ between \vec{p}_T^{miss} and the \vec{p}_T of the four leading $R = 0.4$ jets in the event, defined as:

$$\Delta\phi_{\text{min}}^{4j} = \min_{i \leq 4} \left(|\phi_{\text{jet}_i} - \phi_{\vec{p}_T^{\text{miss}}}| \right),$$

peaks near zero for multijet background events in which large values of E_T^{miss} have been generated by poorly measured jets or by neutrinos emitted close to the axis of a jet. The distributions of $\Delta\phi_{\text{min}}^{4j}$ for signal events and other backgrounds are more uniformly distributed, reflecting the reduced correlation between the missing transverse momentum direction and the transverse momenta of the leading jets.

5.2 Kinematic reweighting of MC samples

In signal-depleted regions requiring the presence of exactly one lepton with loose event selections, discrepancies are observed in the shapes of p_T -related observables, such as m_{eff} , M_J^Σ and E_T^{miss} , between data and the MC background expectations. Similar discrepancies are also observed in other similar analyses, e.g. Ref. [57, 83]. No similar discrepancies are visible in the 0-lepton regions, or for events with ≥ 2 leptons. To reduce these discrepancies, a kinematic reweighting procedure is applied to simulated background events containing at least one signal lepton, prior to their use in the main analysis fits. Dedicated reweighting regions (RRs) with loose event selection criteria are defined for the $t\bar{t}$ process, the single-top, $t\bar{t} + W/Z/H$ and $t\bar{t}\bar{t}$ processes, the W +jets process, and the Z +jets and electroweak diboson processes, as set out in Table 2. Requirements on the number of reconstructed b -jets ($N_{b\text{-jets}}$) are applied to ensure that the RRs are orthogonal to all analysis signal regions, which include a $N_{b\text{-jets}} \geq 3$ requirement. Simulated events for these processes are first normalised to the total number of observed events in the respective RR. The

Table 2: Definitions of the reweighting regions used to derive the m_{eff} reweighting factors applied to the MC samples. The N_{lepton} requirements apply to signal leptons. The Z and VV RR uses a definition of $E_{\text{T}}^{\text{miss}}$ ($\hat{E}_{\text{T}}^{\text{miss}}$) that adds the lepton pair’s transverse momentum to the missing transverse momentum, to simulate $Z \rightarrow \nu\nu$ events.

Criteria common to all regions: $N_{\text{jet}} \geq 4$, $E_{\text{T}}^{\text{miss}}$ or $\hat{E}_{\text{T}}^{\text{miss}} \geq 200$ GeV				
Reweighting Region	N_{lepton}	$N_{b\text{-jets}}$	$m_{\text{T,min}}^{b\text{-jets}}$ [GeV]	$m_{\ell\ell}$ [GeV]
$t\bar{t}$	= 1	= 2	≤ 350	-
Single top, $t\bar{t} + W/Z/H$, $t\bar{t}t\bar{t}$	= 1	= 2	> 350	-
W+jets	= 1	= 0	-	-
Z+jets, VV	= 2 opposite charge	= 0	-	$\in [60,120]$

ratio of data events to normalised MC events is then computed as a function of m_{eff} , for exclusive bins of $N_{\text{jet}} = 4, 5, 6$ and ≥ 7 (for the $t\bar{t}$ and W+jets RRs) or for $N_{\text{jet}} \geq 4$ (for the single-top, $t\bar{t} + W/Z/H$ and $t\bar{t}t\bar{t}$ RR, and the Z+jets and electroweak diboson RR). This ratio is found to be well-fitted with a decreasing exponential function of m_{eff} for each N_{jet} bin. The resulting fitted functions are then used to reweight MC simulated events with exactly one lepton. The reweighting factors typically take values between ~ 1.17 and ~ 0.19 for m_{eff} ranging from threshold to 4200 GeV for the $t\bar{t}$ and W+jets processes, and between ~ 1.7 and ~ 0.43 for the same range of values of m_{eff} for the single-top, $t\bar{t} + W/Z/H$ and $t\bar{t}t\bar{t}$ processes, and the Z+jets and electroweak diboson processes. The reweighting procedure reduces the discrepancies between data and MC background expectations in the validation regions used in the analysis (Section 8.1).

5.3 Background estimation

The dominant background process in most signal regions is the production of a $t\bar{t}$ pair in association with heavy- and light-flavour jets. In both the CC and NN SRs the dominant contribution to this background arises from events in which exactly one of the top quarks decays via a W boson to a lepton and a neutrino. In selected background events containing no leptons, the lepton is outside the acceptance of the analysis or is a hadronically decaying τ -lepton. A normalisation factor for the $t\bar{t}$ background is extracted for each CC or NN SR from a CR which is defined for a similar but orthogonal region of kinematic phase space. The normalisation factors are derived by dividing the data event yields in the CRs by the equivalent MC predictions, and then applied as factors multiplying the event yields in the SRs predicted by MC simulation. This procedure is equivalent to propagating the CR event yields to the SRs by multiplying with transfer factors derived from MC simulation. Systematic uncertainties associated with the MC simulations used in this procedure are taken into account in the final fit (Section 7).

In the CC analysis the CRs are defined with a lepton multiplicity requirement $N_{\text{lepton}} = 1$, for both 0-lepton and 1-lepton SRs, and a requirement on m_{T} inverted with respect to that used in the 1-lepton SRs [15]. In the NN analysis they are defined with orthogonal selections on the neural network output. In each CR, $t\bar{t}$ production is the dominant process and the contribution from rare background processes, such as $t\bar{t} + W/Z/H$, or $t\bar{t}t\bar{t}$, is low. At least 20 data events are also required in each $t\bar{t}$ CR to minimise the data statistical uncertainties of the normalisation factors. The CRs are required to possess a signal-to-background ratio which is expected to be less than 5% for Gtt, Gbb and Gtb signal models near the expected 95% CL exclusion contours of the analysis. The CRs are also found to possess less than 10% potential contamination from signal models beyond the exclusion contours of previous analyses.

The normalised $t\bar{t}$ background estimates extracted from the CRs are cross-checked with VRs that share similar background compositions with the SRs but use an orthogonal event selection. In the CC analysis the VRs incorporate an inverted requirement on one of the SR observables: M_J^Σ , m_{eff} or E_T^{miss} . In the NN analysis the VRs apply an orthogonal requirement to the neural network output together with inverted requirements on M_J^Σ and m_{eff} . The signal-to-background ratio in the VRs is expected to be lower than 30% for benchmark Gtt, Gbb and Gtb signal points near the expected 95% CL exclusion contours of the analysis. The purity of the CRs and VRs in $t\bar{t}$ events is expected to be higher than 50% and 33%, respectively.

The leading non- $t\bar{t}$ backgrounds in this analysis consist of single-top, W +jets, Z +jets, $t\bar{t} + W/Z/H$, $t\bar{t}t\bar{t}$ and electroweak diboson (VV) events, which are estimated using simulated samples (Table 1) normalised to theoretical cross-sections. There is one exception to this procedure – the Z +jets process makes a significant contribution to the total background in the NN Gbb SRs and is therefore normalised, for these SRs only, with dedicated 2-lepton CRs (Section 6.3). Due to their relatively low selection efficiency, these CRs contain fewer data events than the $t\bar{t}$ CRs described above.

The remaining multijet background in the 0-lepton CC regions, and in the NN regions, is estimated following the strategy of Ref. [84]. This method estimates the multijet background from a CR with the same requirements as the SR, but with a selection requiring $\Delta\phi_{\text{min}}^{4j} < 0.1$ to enhance the yield of events in which the missing transverse momentum is correlated with the p_T of a leading jet. The yield is extrapolated from the multijet CRs to their corresponding SRs with exponential functions. The decay parameters of these functions are fixed by fits to the $\Delta\phi_{\text{min}}^{4j}$ distribution of events passing the E_T^{miss} trigger and a $E_T^{\text{miss}} > 200$ GeV requirement. The multijet background prediction is validated by comparing the data with the total prediction in the range $0.1 < \Delta\phi_{\text{min}}^{4j} < 0.2$. The contribution of multijet background events to the SRs is found to be $\lesssim 5\%$.

6 Event selection

6.1 Preselection

Events used in the analysis are required to meet a set of loose preselection criteria. All events (except those used in the Z +jets CR described below) are required to possess at least four jets, of which at least three must be b -tagged, and $E_T^{\text{miss}} > 200$ GeV, which ensures that the efficiency of the E_T^{miss} triggers used in this analysis is close to 100% for selected events. Events selected in the CC 0-lepton regions are additionally required to contain no baseline leptons and possess $\Delta\phi_{\text{min}}^{4j} > 0.4$, while those selected in the CC 1-lepton regions are required to contain at least one signal lepton. No additional requirements on lepton multiplicity are applied at this stage in the NN analysis.

Figures 3 and 4 show the multiplicities of selected jets and b -tagged jets, and the distributions of E_T^{miss} , m_{eff} , $m_{T,\text{min}}^{b\text{-jets}}$, and M_J^Σ for events meeting the 0-lepton and 1-lepton preselection criteria, respectively. The reweighting described in Section 5.2 is applied in the 1-lepton preselection to events with at least one lepton. The uncertainty bands depict the statistical and experimental systematic uncertainties, as described in Section 7, but not the theoretical uncertainties in the background modelling. Distributions for example SUSY signal models are overlaid for comparison.

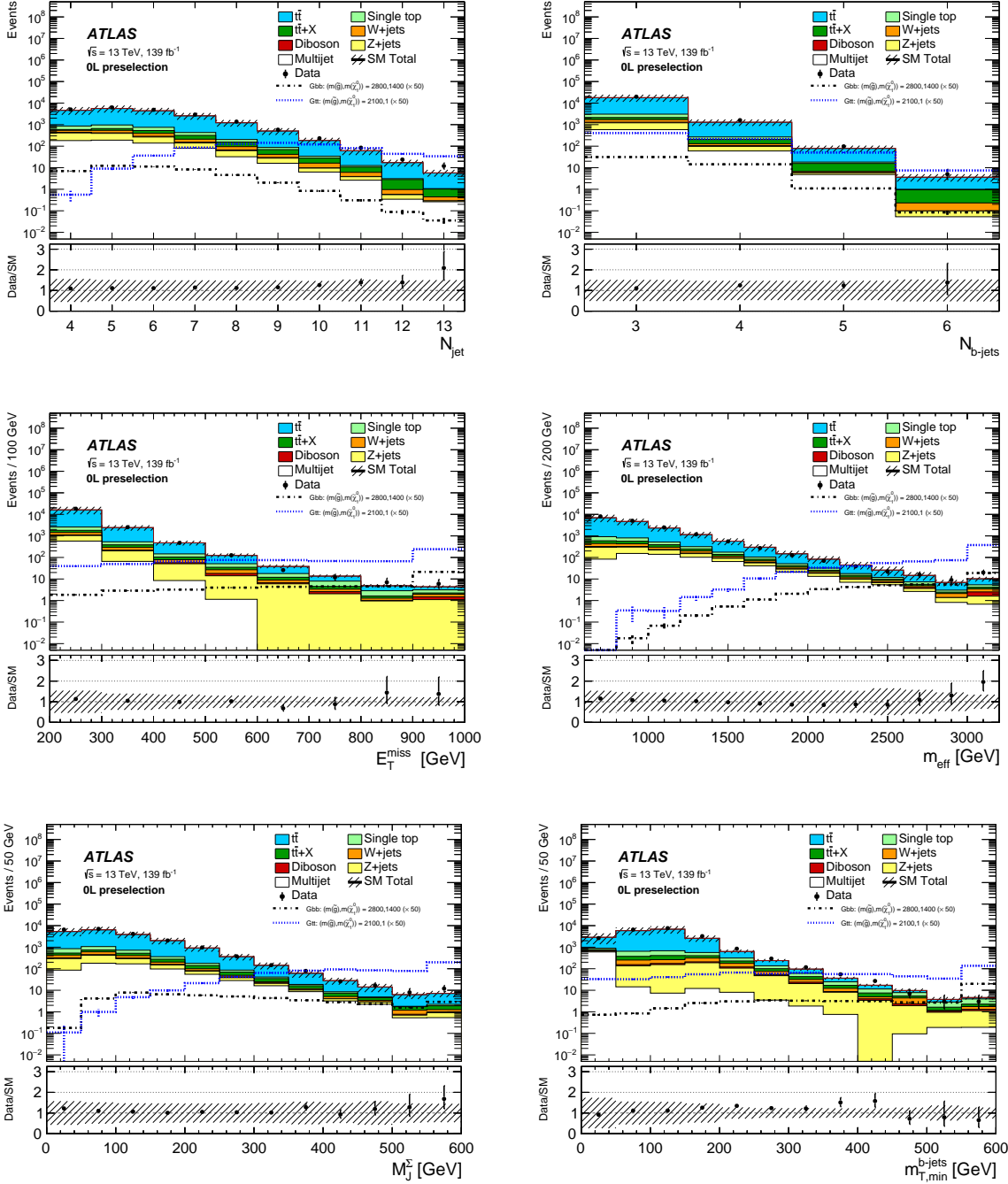


Figure 3: Distributions of (top-left) the number of selected jets (N_{jet}), (top-right) the number of selected b -tagged jets ($N_{b\text{-jets}}$), (centre-left) $E_{\text{T}}^{\text{miss}}$, (centre-right) m_{eff} , (bottom-left) M_{J}^{Σ} and (bottom-right) $m_{\text{T,min}}^{b\text{-jets}}$ for events meeting the 0-lepton preselection criteria. The statistical and experimental systematic uncertainties (as defined in Section 7) are included in the uncertainty bands. The final bin in each case includes overflow events. The lower panel of each figure shows the ratio of data to the background prediction. All backgrounds (including $t\bar{t}$) are normalised using the theoretical calculations described in Section 3. The background category ‘ $t\bar{t} + X$ ’ includes $t\bar{t}W/Z$, $t\bar{t}H$ and $t\bar{t}\bar{t}$ events. Distributions for example SUSY signal models, applying a normalisation scaling of 50, are overlaid for comparison.

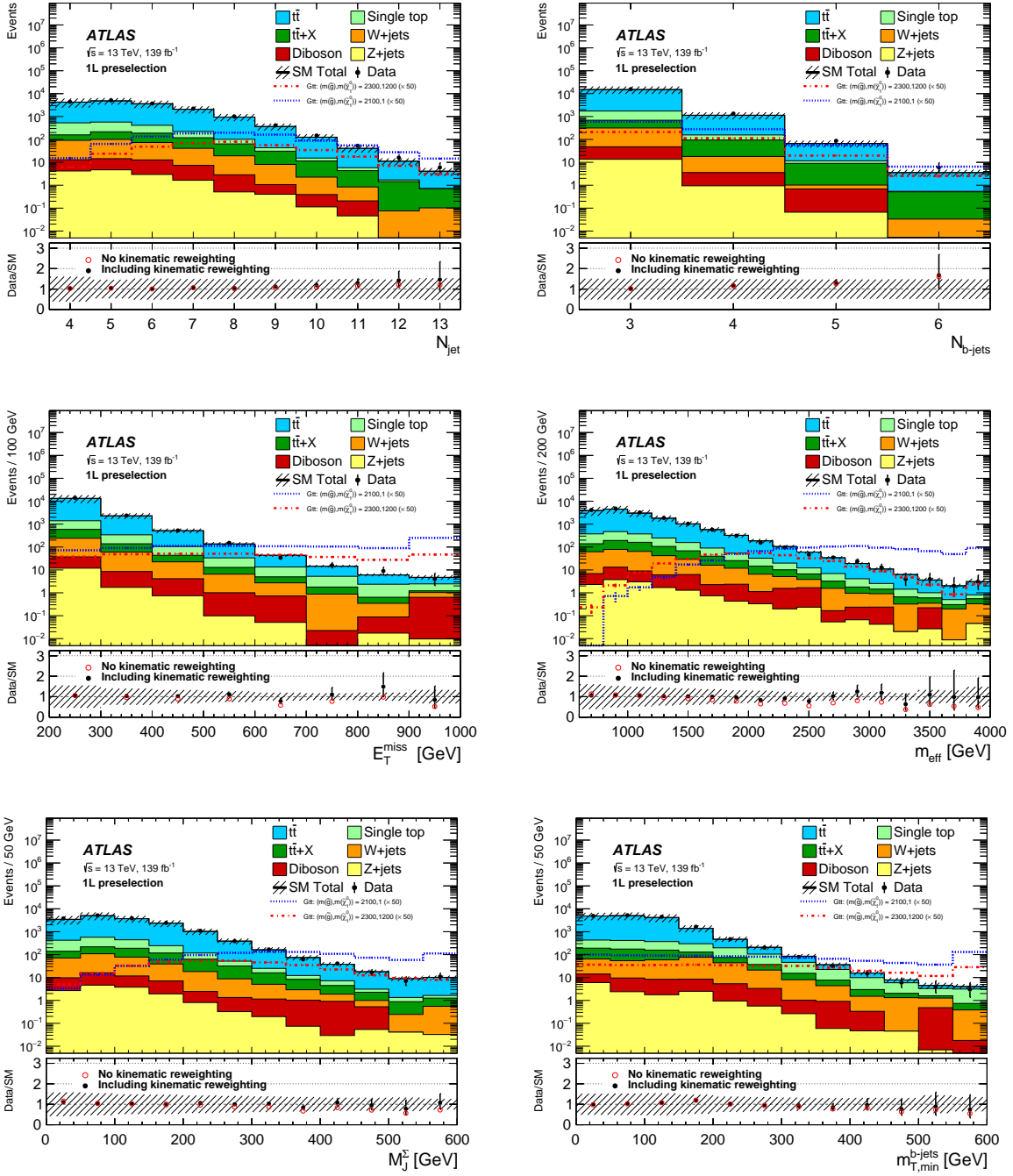


Figure 4: Distributions of (top-left) the number of selected jets (N_{jet}), (top-right) the number of selected b -tagged jets ($N_{b\text{-jets}}$), (centre-left) E_T^{miss} , (centre-right) m_{eff} , (bottom-left) M_J^Σ and (bottom-right) $m_{T,\text{min}}^{b\text{-jets}}$ for events meeting the 1-lepton preselection criteria, after applying the kinematic reweighting to the m_{eff} distribution as described in the text. The statistical and experimental systematic uncertainties (as defined in Section 7) are included in the uncertainty bands. The final bin in each case includes overflow events. The lower panel of each figure shows the ratio of data to the background prediction before (red empty circles) and after (black filled circles with error bars) the kinematic reweighting. All backgrounds (including $t\bar{t}$) are normalised using the theoretical calculations described in Section 3. The background category ' $t\bar{t} + X$ ' includes $t\bar{t}W/Z$, $t\bar{t}H$ and $t\bar{t}t\bar{t}$ events. Distributions for example SUSY signal models, applying a normalisation scaling of 50, are overlaid for comparison.

Table 3: Event selection requirements for the CC Gtt 0-lepton SRs together with the associated $t\bar{t}$ CRs and VRs, classified according to the $\tilde{g}-\tilde{\chi}_1^0$ mass splitting (Δm) targeted. The thresholds in bold for each control and validation region ensure orthogonality with the corresponding signal region. $N_{\text{lepton}} = 0$ requires zero baseline leptons, while $N_{\text{lepton}} = 1$ requires one signal lepton.

Targeted kinematics	Type	N_{lepton}	N_{jet}	$N_{b\text{-jets}}$	$E_{\text{T}}^{\text{miss}}$ [GeV]	$\Delta\phi_{\text{min}}^{4j}$	m_{eff} [GeV]	m_{T} [GeV]	$m_{\text{T},\text{min}}^{b\text{-jets}}$ [GeV]	M_{J}^{Σ} [GeV]
Region B (Boosted, Large Δm)	SR	= 0	≥ 5	≥ 3	≥ 600	≥ 0.4	≥ 2900	–	≥ 120	≥ 300
	CR	= 1	≥ 4	≥ 3	≥ 200	–	≥ 2000	< 150	–	≥ 150
	VR	= 0	≥ 5	≥ 3	≥ 250	≥ 0.4	≥ 2000	–	–	< 300
Region M1 (Moderate Δm)	SR	= 0	≥ 9	≥ 3	≥ 600	≥ 0.4	≥ 1700	–	≥ 120	≥ 300
	CR	= 1	≥ 8	≥ 3	≥ 200	–	≥ 1100	< 150	–	≥ 150
	VR	= 0	≥ 9	≥ 3	≥ 300	≥ 0.4	≥ 1400	–	–	< 300
Region M2 (Moderate Δm)	SR	= 0	≥ 10	≥ 3	≥ 500	≥ 0.4	≥ 1100	–	≥ 120	≥ 200
	CR	= 1	≥ 9	≥ 3	≥ 200	–	≥ 800	< 150	–	≥ 100
	VR	= 0	≥ 10	≥ 3	≥ 300	≥ 0.4	≥ 800	–	–	< 200
Region C (Compressed, small Δm)	SR	= 0	≥ 10	≥ 4	≥ 400	≥ 0.4	≥ 800	–	≥ 180	≥ 100
	CR	= 1	≥ 9	≥ 4	≥ 200	–	≥ 800	< 150	–	≥ 100
	VR	= 0	≥ 10	≥ 4	≥ 200	≥ 0.4	≥ 800	–	–	< 100

6.2 Cut-and-count analysis

The cut-and-count analysis employs a set of overlapping and not statistically independent single-bin SRs. The event selection criteria for the CC SRs, CRs and VRs are listed in Tables 3–6. The CC SR event selection criteria are optimised to maximise the expected significance of Gtt, Gbb and Gtb models close to the 95% CL exclusion contours in the $m(\tilde{g})-m(\tilde{\chi}_1^0)$ mass plane set by the previous ATLAS search in this channel using a smaller dataset [15]. Separate SRs are defined for each of these three classes of models. The SRs are further categorised according to whether they target models with large $\tilde{g}-\tilde{\chi}_1^0$ mass splitting ($\Delta m = m(\tilde{g}) - m(\tilde{\chi}_1^0) \gtrsim 1.5$ TeV, Regions B), moderate mass splitting ($0.3 \text{ TeV} \lesssim \Delta m \lesssim 1.5$ TeV, Regions M1 and M2) or small mass splitting ($\Delta m \lesssim 0.3$ TeV, Regions C). These regions differ mainly in the selections applied to the m_{eff} , $E_{\text{T}}^{\text{miss}}$, m_{T} and M_{J}^{Σ} variables.

For each SR, a CR is defined to constrain the $t\bar{t}$ background (Section 5.3). The CRs for the 0-lepton SRs require the presence of exactly one signal lepton. The 1-lepton SRs and the associated CRs require at least one signal lepton, with the latter also implementing an inverted requirement on m_{T} . The CRs also place looser requirements on jet multiplicity and the other discriminating variables.

The VRs for the 0-lepton SRs use inverted requirements on M_{J}^{Σ} , m_{eff} or $E_{\text{T}}^{\text{miss}}$ to remove overlap with the respective SRs. For the 1-lepton SRs, two VRs are defined to validate the background prediction in high- $m_{\text{T},\text{min}}^{b\text{-jets}}$ and high- m_{T} regions by increasing the threshold for N_{jet} and/or inverting the M_{J}^{Σ} or m_{T} requirements to remove overlap with both the corresponding SR and the CR.

Table 4: Event selection requirements for the CC Gtt 1-lepton SRs together with the associated $t\bar{t}$ CRs and VRs, classified according to the $\tilde{g}-\tilde{\chi}_1^0$ mass splitting (Δm) targeted. The thresholds in bold for each control and validation region ensure orthogonality with the corresponding signal region.

Targeted kinematics	Type	N_{jet}	$E_{\text{T}}^{\text{miss}}$ [GeV]	m_{eff} [GeV]	m_{T} [GeV]	$m_{\text{T},\text{min}}^{b\text{-jets}}$ [GeV]	M_{J}^{Σ} [GeV]
Region B (Boosted, Large Δm)	SR	≥ 4	≥ 600	≥ 2300	≥ 150	≥ 120	≥ 200
	CR	$= 4$	≥ 200	≥ 1500	< 150	–	–
	VR1	≥ 4	≥ 200	≥ 1500	≥ 150	–	< 200
	VR2	≥ 5	≥ 200	≥ 1200	< 150	≥ 120	≥ 200
Region M1 (Moderate Δm)	SR	≥ 5	≥ 600	≥ 2000	≥ 200	≥ 120	≥ 200
	CR	$= 5$	≥ 200	≥ 1200	< 200	–	–
	VR1	≥ 5	≥ 200	≥ 1200	≥ 200	–	< 200
	VR2	≥ 6	≥ 200	≥ 1000	< 200	≥ 120	≥ 100
Region M2 (Moderate Δm)	SR	≥ 8	≥ 500	≥ 1100	≥ 200	≥ 120	≥ 100
	CR	$= 8$	≥ 200	≥ 800	< 200	–	–
	VR1	≥ 8	≥ 200	≥ 800	≥ 200	–	< 100
	VR2	≥ 9	≥ 200	≥ 800	< 200	≥ 120	≥ 100
Region C (Compressed, small Δm)	SR	≥ 9	≥ 300	≥ 800	≥ 150	≥ 120	–
	CR	$= 9$	≥ 200	≥ 800	< 150	–	–
	VR1	≥ 9	≥ 200	≥ 800	≥ 150	< 120	–
	VR2	≥ 10	≥ 200	≥ 800	< 150	≥ 120	–

Table 5: Event selection requirements for the CC Gbb 0-lepton SRs together with the associated $t\bar{t}$ CRs and VRs, classified according to the $\tilde{g}-\tilde{\chi}_1^0$ mass splitting (Δm) targeted. The thresholds in bold for each control and validation region ensure orthogonality with the corresponding signal region. $N_{\text{lepton}} = 0$ requires zero baseline leptons, while $N_{\text{lepton}} = 1$ requires one signal lepton.

Targeted kinematics	Type	N_{lepton}	$p_{\text{T}}^{\text{jet}}$ [GeV]	m_{eff} [GeV]	$E_{\text{T}}^{\text{miss}}$ [GeV]	$m_{\text{T},\text{min}}^{b\text{-jets}}$ [GeV]	m_{T} [GeV]
Region B (Boosted, Large Δm)	SR	= 0	> 65	> 2600	> 550	> 130	
	CR	= 1	> 65	> 2600	> 450		< 150
	VR	= 0	> 65	< 2400	> 550	> 130	
Region M (Moderate Δm)	SR	= 0	> 30	> 2000	> 550	> 130	
	CR	= 1	> 30	> 2000	> 550		< 150
	VR	= 0	> 30	> 1600	< 500	> 80	
Region C (Compressed, small Δm)	SR	= 0	> 30	> 1600	> 550	> 130	
	CR	= 1	> 30	> 1600	> 550		< 150
	VR	= 0	> 30	> 1500	< 450	> 130	

Table 6: Event selection requirements for the CC Gtb 0-lepton SRs together with the associated $t\bar{t}$ CRs and VRs, classified according to the $\tilde{g}-\tilde{\chi}_1^0$ mass splitting (Δm) targeted. The thresholds in bold for each control and validation region ensure orthogonality with the corresponding signal region. $N_{\text{lepton}} = 0$ requires zero baseline leptons, while $N_{\text{lepton}} = 1$ requires one signal lepton.

Targeted kinematics	Type	N_{lepton}	N_{jet}	$N_{b\text{-jets}}$	m_{eff} [GeV]	$E_{\text{T}}^{\text{miss}}$ [GeV]	$m_{\text{T},\text{min}}^{b\text{-jets}}$ [GeV]	m_{T} [GeV]	M_{J}^{Σ} [GeV]
Region B (Boosted, Large Δm)	SR	= 0	≥ 4	≥ 3	> 2500	> 550	> 130		> 200
	CR	= 1	≥ 4	≥ 3	> 2200	> 400		< 150	> 200
	VR	= 0	≥ 4	≥ 3	< 2500	> 450	> 130		> 200
Region M (Moderate Δm)	SR	= 0	≥ 6	≥ 4	> 2000	> 550	> 130		> 200
	CR	= 1	≥ 6	≥ 4	> 1700	> 300		< 150	> 200
	VR	= 0	≥ 6	≥ 4	> 1600	< 550	> 110		> 200
Region C (Compressed, small Δm)	SR	= 0	≥ 7	≥ 4	> 1300	> 500	> 130		> 50
	CR	= 1	≥ 7	≥ 4	> 1300	> 350		< 150	> 50
	VR	= 0	≥ 7	≥ 4	> 1300	< 500	> 80		> 50

6.3 Neural network analysis

The NN analysis uses low-level kinematic variables [85] as inputs to a dense neural network with three hidden layers trained to discriminate Gtt or Gbb model events from SM background events. Each SR is defined by event selection criteria applied to the outputs of the neural network, optimised to maximise the statistical significance of the SUSY model considered. The neural network input variables are:

- The four-momenta (p_T, η, ϕ, m) of the 10 leading jets, in decreasing order of p_T , and a set of binary variables indicating which jets are b -tagged;
- The four-momenta of the four leading large- R jets, in decreasing order of p_T ;
- The four-momenta of the four leading leptons (e or μ), in decreasing order of p_T ;
- The two components of the vector \vec{p}_T^{miss} .

These four-momenta describe the expected final state of a typical Gtt signal event. If a given event contains fewer jets or leptons than specified above, the remaining inputs are set to zero. This procedure enables the analysis to optimally select a mixture of events with different jet and lepton multiplicities. The neural network generates three output scores measuring the probability of a given event being a signal event ($P(\text{Gtt})$ or $P(\text{Gbb})$, depending on the signal model targeted), a $t\bar{t}$ background event ($P(t\bar{t})$), or a Z +jets background event ($P(Z)$). The output scores for all processes are normalised such that they sum to unity.

The neural network was trained using the Keras [86] library with the TensorFlow [87] backend. Training was performed once for each representative model. The neural network hyperparameters were optimised with a random search [88] followed by a line scan of the learning rate. The number of training epochs was not fixed but instead defined through an early-stopping strategy using the cross-entropy loss as a figure of merit. The training samples consisted of a total of 9.2×10^5 signal events and 5.6×10^5 background events. Following event preselection, the training samples for all signal and background processes corresponded to the same integrated luminosity as that of the data sample used in the analysis.

To ensure optimum discrimination power across the Gtt and Gbb model planes, a parameterised training method [89] was employed in which the neural network was also given the $(m(\tilde{g}), m(\tilde{\chi}_1^0))$ pair of the signal point under consideration as well as a binary variable indicating if discrimination of background versus Gtt or Gbb is required. Background events were assigned random parameter values. After training, the neural network outputs were evaluated by unconditionally setting the parameters to that of the model point under consideration and processing all MC and data events. To reduce the large number of potential SRs that could emerge from such a strategy, i.e. one SR per model point, a set-cover algorithm [90] was used to iteratively select the SR which excludes the most as-yet non-excluded model points until all such points are exhausted. The result is a minimum set of SRs that are expected to exclude the same number of Gtt or Gbb models as a more extensive set with one SR for each model point. The resulting SRs are optimal for excluding models that are representative of regions of the Gtt or Gbb model parameter space. The resulting representative models are specified by the following $(m(\tilde{g}), m(\tilde{\chi}_1^0))$ mass values (in GeV):

- **Gtt:** (2100, 1), (1800, 1), (2300, 1200), (1900, 1400)
- **Gbb:** (2800, 1400), (2300, 1000), (2100, 1600), (2000, 1800)

There is one SR for each of these eight models. The acceptance times efficiency of the SR selections is typically 1%–10% for the representative models that they target. For example, the acceptance times efficiency of the SR-Gtt-2300-1200 selection for the Gtt (2300, 1200) representative model is 6.4%.

The eight NN SRs are defined in Tables 7 and 8, together with the associated CRs and VRs. For each SR, a CR is defined to constrain the $t\bar{t}$ background (Section 5.3). The CRs are defined by placing requirements on the neural network outputs orthogonal to those used in the SRs, and placing additional requirements on m_{eff} and M_J^Σ to select events with kinematics similar to those in the corresponding SR. For the NN Gbb SRs, the Z +jets background process (principally $Z(\rightarrow \nu\nu)$ +jets) also contributes significantly to the background yield. Dedicated control regions for this process (labelled ‘CRZ’ in Table 9 and thereafter) are therefore defined for the Gbb SRs only. The CRs are used to normalise the Z +jets background estimates with the same procedure as is used for the $t\bar{t}$ background estimates (Section 5.3). These CRs (Table 9) select $Z(\rightarrow \ell\ell)$ +jets events with a requirement of two opposite-sign same-flavour (OSSF) signal electrons/muons (both with $p_T > 30$ GeV) with an invariant mass in the range $60 \text{ GeV} < m_{\ell\ell} < 120 \text{ GeV}$ and combined $p_T > 70$ GeV. The events must pass the lowest-threshold unpre-scaled single-lepton triggers used in 2015–2018, which are well modelled by MC simulation and have approximately constant efficiency for leptons with offline $p_T > 27$ GeV. The momenta of the leptons in selected events are added to \vec{p}_T^{miss} and the leptons discarded, to mimic $Z(\rightarrow \nu\nu)$ +jets events, and then the resulting modified value of E_T^{miss} (\hat{E}_T^{miss}) is required to exceed 200 GeV, to replicate the SR event preselection criterion. These events are then passed through the SR neural network and selections are applied to the neural network outputs that are orthogonal to the SR selection criteria.

VRs are defined for the NN SRs in a similar way to the CRs, with modified, orthogonal, selections on the neural network outputs and additional selections applied to high-level kinematic variables including $\Delta\phi_{\text{min}}^{4j}$, m_{eff} and M_J^Σ . These VRs are defined in Tables 7 and 8 and their relationship to the SRs and $t\bar{t}$ CRs is illustrated in Figure 5. Two VRs are defined for each NN Gbb SR to validate both the $t\bar{t}$ and Z +jets background estimates.

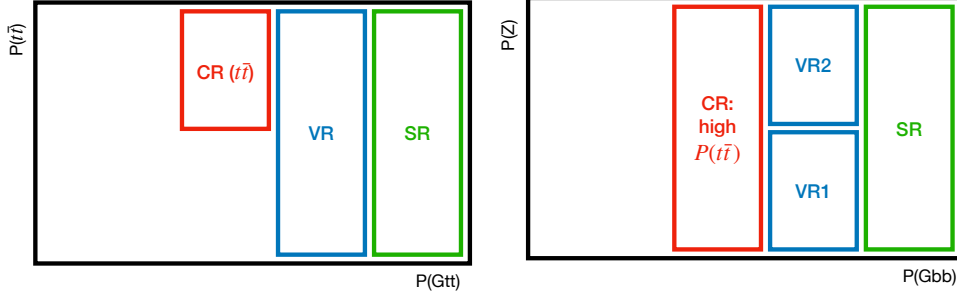


Figure 5: Schematic diagram of the inter-relationship of the SRs, $t\bar{t}$ CRs and VRs used in the NN analysis for the Gtt (left) and Gbb (right) SRs. The $t\bar{t}$ CRs and VRs apply additional selections to $\Delta\phi_{\text{min}}^{4j}$, m_{eff} and M_J^Σ beyond those used in the SRs.

Table 7: Definitions of the NN Gtt SRs together with the associated $t\bar{t}$ CRs and VRs. In the first column, the two numbers separated by a hyphen specify the values of $m(\tilde{g})$ and $m(\tilde{\chi}_1^0)$ in GeV for the targeted representative Gtt model. The third and fourth columns specify the ranges of probability for the targeted Gtt signal model and $t\bar{t}$ background, respectively, generated by the selection applied to the NN output. The fifth and sixth columns specify the values of additional requirements applied to m_{eff} and M_J^Σ in the CRs and VRs to select events with kinematics similar to those in the corresponding SRs.

Representative model	Region	$P(\text{Gtt})$	$\log_{10}(P(t\bar{t}))$	m_{eff} [GeV]	M_J^Σ [GeV]
Gtt-2100-1	SR	≥ 0.9997	-	-	-
	CR	$\in (0.68, 0.86)$	≥ -1.8	≥ 2000	-
	VR	$\in (0.86, 0.9997)$	-	≥ 2000	-
Gtt-1800-1	SR	≥ 0.9997	-	-	-
	CR	$\in (0.73, 0.89)$	≥ -2.0	≥ 2000	-
	VR	$\in (0.89, 0.9997)$	-	≥ 2000	-
Gtt-2300-1200	SR	≥ 0.9993	-	-	-
	CR	$\in (0.78, 0.83)$	≥ -1.6	≥ 1400	-
	VR	$\in (0.83, 0.9993)$	-	≥ 1800	-
Gtt-1900-1400	SR	≥ 0.9987	-	-	-
	CR	$\in (0.78, 0.8)$	≥ -1.4	≥ 800	< 700
	VR	$\in (0.8, 0.9987)$	-	≥ 800	< 700

Table 8: Definitions of the NN Gbb SRs together with the associated $t\bar{t}$ CRs and VRs. In the first column, the two numbers separated by a hyphen specify the values of $m(\tilde{g})$ and $m(\tilde{\chi}_1^0)$ in GeV for the targeted representative Gbb model. The third, fourth and fifth columns specify the ranges of probability for the targeted Gbb signal model and the $t\bar{t}$ or Z +jets background, respectively, generated by the selection applied to the NN output. The sixth, seventh and eighth columns specify the values of additional requirements applied to $\Delta\phi_{\min}^{4j}$, m_{eff} and M_J^Σ in the CRs and VRs to select events with kinematics similar to those in the corresponding SRs.

Rep. model	Region	$P(\text{Gbb})$	$\log_{10}(P(t\bar{t}))$	$\log_{10}(P(Z))$	$\Delta\phi_{\min}^{4j}$	m_{eff} [GeV]	M_J^Σ [GeV]
Gbb-2800-1400	SR	≥ 0.999	-	-	≥ 0.6	-	-
	CR	$\in (0.43, 0.76)$	≥ -0.7	-	≥ 0.5	≥ 1400	< 800
	VR1	$\in (0.76, 0.999)$	-	< -1.7	≥ 0.5	≥ 2500	< 800
	VR2	$\in (0.76, 0.999)$	-	≥ -1.7	≥ 0.5	-	-
Gbb-2300-1000	SR	≥ 0.9994	-	-	≥ 0.6	-	-
	CR	$\in (0.52, 0.77)$	≥ -0.8	-	≥ 0.5	≥ 1400	< 800
	VR1	$\in (0.77, 0.9994)$	-	< -1.3	≥ 0.5	≥ 2400	< 800
	VR2	$\in (0.77, 0.9994)$	-	≥ -1.3	≥ 0.5	-	-
Gbb-2100-1600	SR	≥ 0.9993	-	-	≥ 0.4	-	-
	CR	$\in (0.88, 0.91)$	≥ -1.3	-	≥ 0.4	≥ 800	< 500
	VR1	$\in (0.91, 0.9993)$	-	< -1.4	≥ 0.4	≥ 800	< 500
	VR2	$\in (0.91, 0.9993)$	-	≥ -1.4	≥ 0.4	-	-
Gbb-2000-1800	SR	≥ 0.997	-	-	≥ 0.4	-	-
	CR	$\in (0.92, 0.93)$	≥ -1.9	-	≥ 0.4	≥ 400	< 400
	VR1	$\in (0.93, 0.997)$	-	< -1.4	≥ 0.4	≥ 400	< 400
	VR2	$\in (0.93, 0.997)$	-	≥ -1.4	≥ 0.4	-	-

Table 9: Definitions of the NN Gbb Z+jets CRs (CRZ). The first seven rows specify the event selection criteria. The final three rows specify the ranges of probability for the targeted Gbb signal model and the $t\bar{t}$ or Z+jets background, respectively, generated by the selection applied to the NN output. $N_{\text{lepton}} = 2$ requires two signal leptons.

	Gbb-2800-1400	Gbb-2300-1000	Gbb-2100-1600	Gbb-2000-1800
$N_{\text{lepton}} (p_{\text{T}}(\ell) > 30 \text{ GeV})$			= 2	
$m_{\ell(1),\ell(2)} [\text{GeV}]$			$\in [60, 120]$	
$p_{\text{T}}(\ell(1), \ell(2)) [\text{GeV}]$			> 70	
$\hat{E}_{\text{T}}^{\text{miss}} [\text{GeV}]$			> 200	
$p(\ell(1)), p(\ell(2))$		Set to zero after adding to $E_{\text{T}}^{\text{miss}}$		
N_{jet}			≥ 4	
$N_{b\text{-jets}}$			≥ 3	
$P(\text{Gbb})$	≥ 0.6	≥ 0.8	≥ 0.9	≥ 0.9
$\log_{10}(P(t\bar{t}))$	< -1.3	< -1.3	< -1.7	< -2.2
$\log_{10}(P(Z))$	≥ -3.0	≥ -2.7	≥ -4.9	≥ -3.7

7 Systematic uncertainties

The magnitudes of the post-fit uncertainties in the background estimates for the various signal regions, obtained following the profile likelihood fit described in Section 8.1, are summarised in Figure 6. The uncertainties considered include experimental and theoretical systematic uncertainties, and statistical uncertainties in data CR yields and MC background samples.

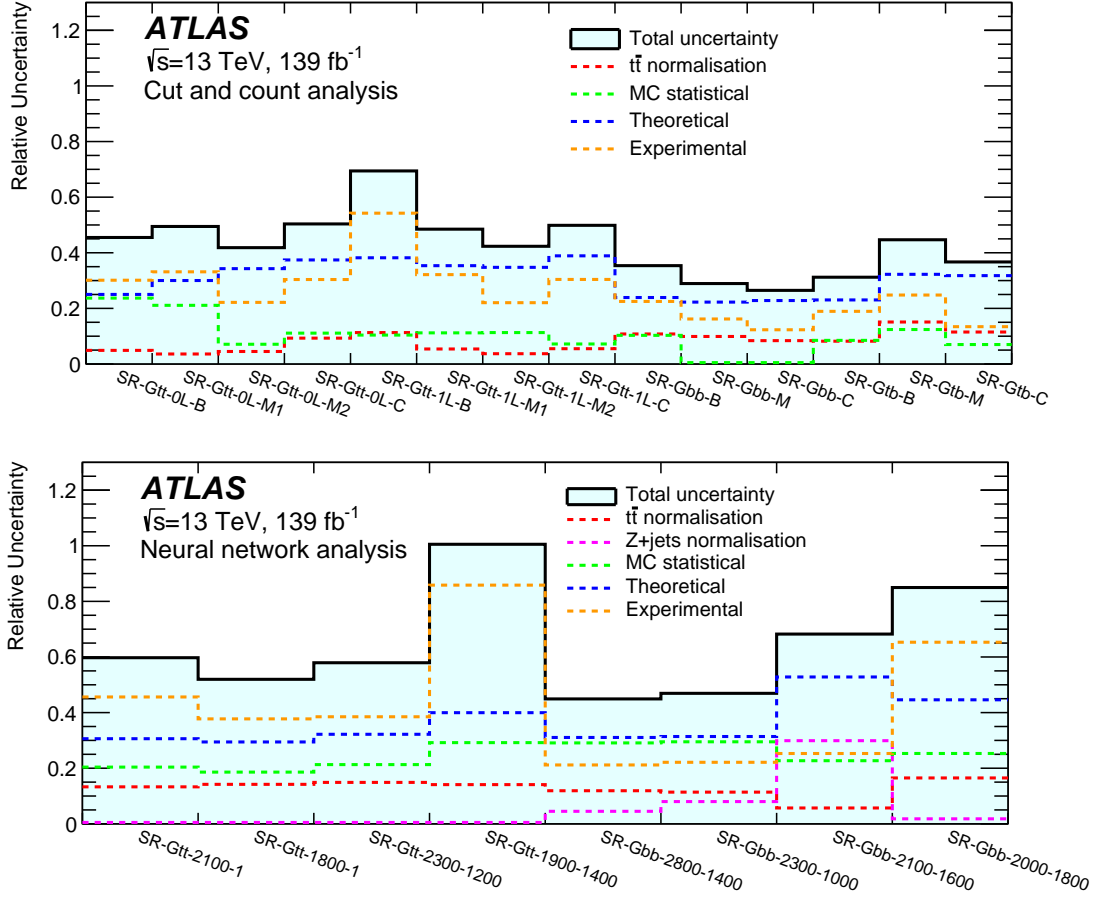


Figure 6: A summary of the uncertainties in the background estimates for each of the signal regions of the CC (top) and NN (bottom) analyses. The individual experimental and theoretical uncertainties are assumed to be uncorrelated and are combined by adding in quadrature.

Detector-related systematic uncertainties affect both the background estimate and the signal yield. The sources of the largest experimental uncertainties are related to the jet energy scale (JES) and resolution (JER) [91], the jet mass scale (JMS), and the b -tagging efficiencies and mis-tagging rates [92, 93]. The jet energy-related uncertainties are also propagated to the reclustered large- R jets, which use them as inputs. Jet mass scales are evaluated by comparing the masses reconstructed via calorimeter- and track-based measurements [94]. The impact of the JES uncertainties on the expected background yields is between 0.6% and 38% (with the largest uncertainty observed in SR-Gbb-2000-1800), while JER uncertainties affect the background yields by 1%–49% in the various regions (with the largest uncertainty observed in SR-Gtt-1900-1400). This JER variation is the principal uncertainty contributing to the large total

uncertainty observed in SR-Gtt-1900-1400 in Figure 6. The impact of JMS uncertainties on the expected background yields is 0.3%–41%, depending on the region (with the largest uncertainty observed in SR-Gtt-2100-1). Uncertainties in the measured b -tagging efficiencies and mis-tagging rates are 0.3%–17% (with the largest uncertainty observed in SR-Gbb-B).

The experimental uncertainties due to lepton reconstruction, identification and isolation efficiency differences between data and simulation [80, 95] are also taken into account, and so are the uncertainties in lepton energy measurements [96]. These uncertainties contribute at most 14% to the total uncertainty (in SR-Gtt-0L-B). All lepton and jet measurement uncertainties are propagated to the calculation of E_T^{miss} , and additional uncertainties in the scale and resolution of the soft term [82] are included. The overall impact of the E_T^{miss} soft-term uncertainties is at most 13% (in SR-Gtt-0L-B).

Considering theoretical uncertainties, hadronisation and parton showering model uncertainties of the $t\bar{t}$ background are evaluated by comparing two samples generated with POWHEG BOX and showered by either HERWIG 7.04 or PYTHIA 8.230 [15]. In addition, systematic uncertainties in the modelling of initial- and final-state radiation are explored with POWHEG BOX samples showered with two alternative settings [97] of PYTHIA 8.230 [98]. The uncertainty due to the choice of matrix-element event generator is estimated by comparing the expected yields obtained using $t\bar{t}$ samples generated with either MADGRAPH5_AMC@NLO or POWHEG BOX. The total theoretical uncertainty in the $t\bar{t}$ background estimation is taken as the sum in quadrature of these individual components, corresponding to an impact of 6%–42% (with the largest uncertainty observed in SR-Gbb-2000-1800). Moreover, an additional uncertainty of 30% is assigned to the fraction of $t\bar{t}$ events produced in association with additional heavy-flavour jets [15, 99] (i.e. $t\bar{t} + \geq 1b$ and $t\bar{t} + \geq 1c$), which has an impact of at most 10%.

Modelling uncertainties affecting single-top processes arise especially from the interference between the $t\bar{t}$ and Wt processes. This uncertainty is estimated using inclusive $WWbb$ events, generated using MADGRAPH5_aMC@NLO, which are compared with the sum of $t\bar{t}$ and Wt events. Furthermore, as in the $t\bar{t}$ modelling uncertainties, variations of PYTHIA 8.230 settings increasing or decreasing the amount of radiation are also used. An additional uncertainty is included in the cross-section of single-top processes [48], and is at most 5%. Overall, the modelling uncertainties affecting single-top processes lead to changes of 4%–19% in total yields in the various regions (with the largest uncertainty observed in SR-Gbb-2800-1400).

Uncertainties related to factorisation and renormalisation scales and affecting the matching procedure between the matrix element and parton shower in the W/Z +jets backgrounds are also taken into account [15]. The resulting uncertainties in the total yield range up to 53% in the various regions (with the largest uncertainty in SR-Gbb-2100-1600). A constant 30% uncertainty in the heavy-flavour content of W/Z +jets is assumed, motivated by Ref. [100], which contributes at most 8% (with the largest uncertainty observed in SR-Gtt-0L-B). Furthermore, a 50% uncertainty is assigned to $t\bar{t} + W/Z/H$, $t\bar{t}t\bar{t}$ and diboson backgrounds, and is assumed to be uncorrelated across all regions. It is found to have no significant impact on the sensitivity of this analysis, and contributes at most 15% (with the largest uncertainty observed in SR-Gtt-2100-1) to the total background uncertainty. The effect of the uncertainties related to the parton distribution functions affect the background yields by less than 2%, and therefore are neglected here. Uncertainties due to the limited number of events in the MC background samples are included and can reach 30% in regions targeting moderate/large mass-splittings.

Systematic uncertainties are also assigned to the kinematic reweighting procedure, by propagating the statistical uncertainties in the parameters of the exponential fits (Section 5.2). In addition, the changes in estimated background yield obtained by omitting the reweighting procedure are added in quadrature to

conservatively assess the impact of the procedure on the final results, which was observed to contribute to total yield variations of 0%–49% across all regions (with the largest observed in SR-Gtt-1L-B). These uncertainties are applied to all simulated background events containing at least one signal lepton. The uncertainties are treated as nuisance parameters in the fits, in the same way as the other uncertainties.

The uncertainties in the cross-sections of signal processes are determined from different cross-section predictions extracted using alternative event generators and parton shower variations, as described in Section 3. These are at most 30% in all SRs.

8 Results and interpretation

8.1 Results

The SM background yields are estimated separately for each SR with a profile likelihood fit [101] implemented in the HistFitter framework [102], referred to as a background-only fit. The fit (one for each SR) uses the observed event yield in the associated CR(s) to adjust the $t\bar{t}$ normalisation (and Z +jets normalisation for the NN Gbb regions), assuming that no signal contributes to this yield, and applies that normalisation factor to the number of background events predicted by simulation for the equivalent process in the SR. The normalisation factors are allowed to vary freely, without application of constraints derived from uncertainties in theoretical cross-sections. The mean yields predicted by simulation in the SR and CR(s) are used for all background processes. The numbers of events observed in each region are described by Poisson probability density functions. The systematic uncertainties in the expected values are included in the fit as nuisance parameters. They are constrained by Gaussian distributions with widths corresponding to the sizes of the uncertainties and are treated as correlated, when appropriate, between the various regions. The product of the various probability density functions forms the likelihood, which the fit maximises by adjusting the $t\bar{t}$ (and, in the NN Gbb regions, the Z +jets) normalisation and the nuisance parameters. The values of the normalisation factors range from 0.8 to 1.9 depending on the CRs (Figure 7). The normalisation factors are broadly consistent with unity within uncertainties, with the largest pull across the 26 CRs being 2.3σ (for the $t\bar{t}$ normalisation factor in CC SR Gtt-0L-M2).

The results of the background-only fits are extrapolated to the VRs, following the definitions of Section 6. A comparison of the observed and expected yields in the VRs after the fit is shown in Figure 8 for the CC and NN analyses. The largest yield differences in the CC and NN VRs are observed for VR2-Gtt-1L-C (1.3σ across 18 VRs) and VR2-Gbb-2000-1800 (1.8σ across 12 VRs) respectively. The MC reweighting gives better agreement between the observed and expected yields in the VRs; in the CC analysis the change in the predicted yields due to the MC reweighting, which is applied to events containing exactly one signal lepton, is on average 5% and 10% for the 0-lepton and 1-lepton channels, respectively. This reweighting affects the CC 0-lepton channels, which require exactly zero signal leptons, via the $t\bar{t}$ normalisation factors obtained from CRs requiring exactly one signal lepton.

The observed and expected event yields in the SRs for the CC and NN analyses are shown in Figure 9 and Tables 10–12. The significances of the deviations of the observed data from the background expectations, evaluated using a model-independent fit (described in Section 8.2) with pseudo-experiments, are presented in the lower panels of Figure 9, and in Table 13. No statistically significant deviation from the background expectation is found for any of the presented SRs or analysis methodologies. The largest deviation across the 22 SRs is observed in SR-Gtb-B, with a significance of 2.3σ . In some cases the SR event selections are not orthogonal and hence the significances can be correlated between regions.

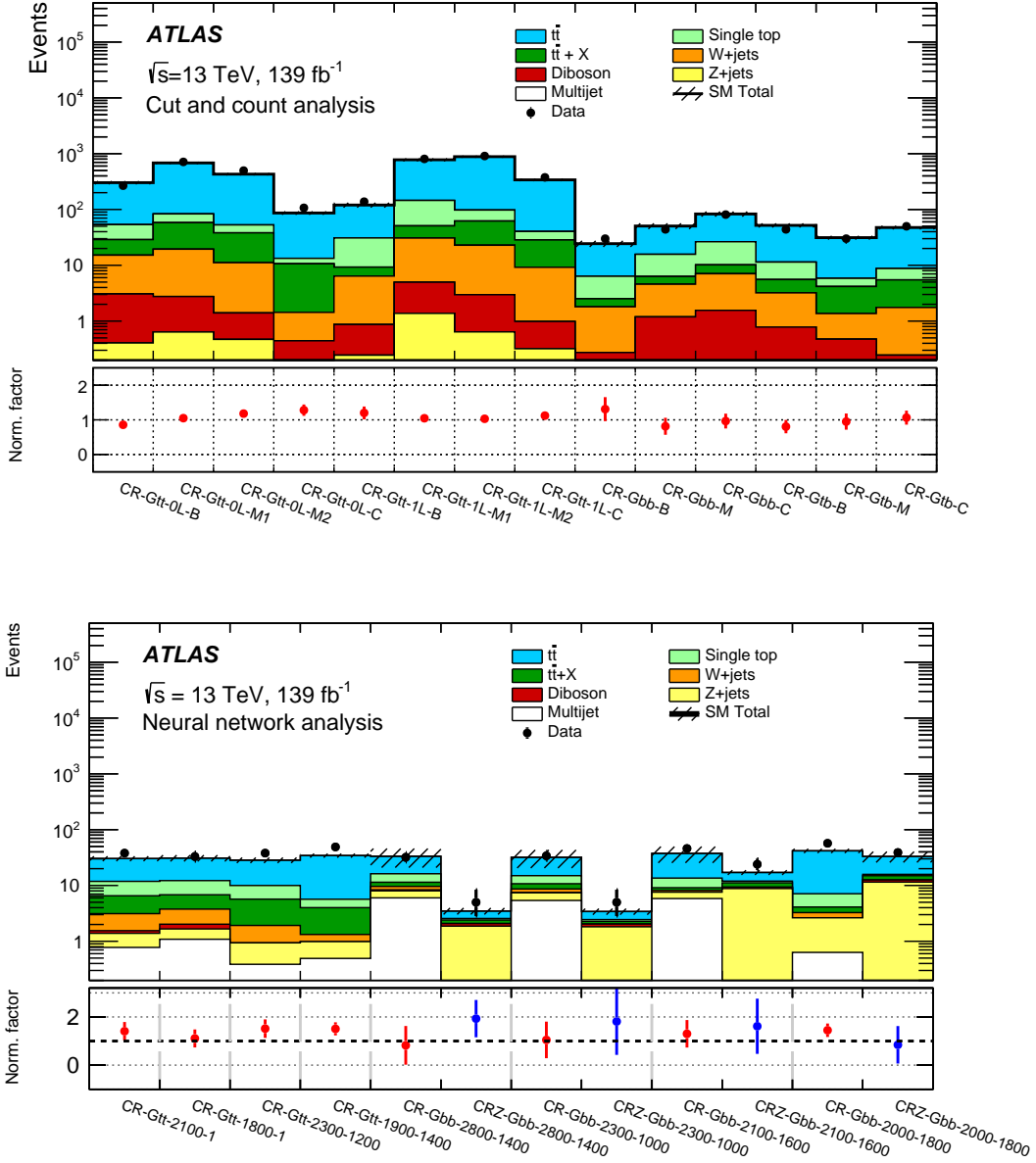


Figure 7: Pre-fit event yield in control regions and related background normalisation factors after the background-only fit for the CC (top) and NN (bottom) analyses. The upper panel shows the observed number of events and the MC background yield before the fit. The uncertainty bands include both the experimental and theoretical systematic uncertainties. The background category ‘ $t\bar{t} + X$ ’ includes $t\bar{t}W/Z$, $t\bar{t}H$ and $t\bar{t}t\bar{t}$ events. The background normalisation factors obtained from the fit are displayed in the bottom panels, with the error bars representing the combined statistical+systematic uncertainty of each normalisation factor, obtained from the background-only fit. Red (blue) points correspond to the $t\bar{t}$ (Z+jets) CRs.

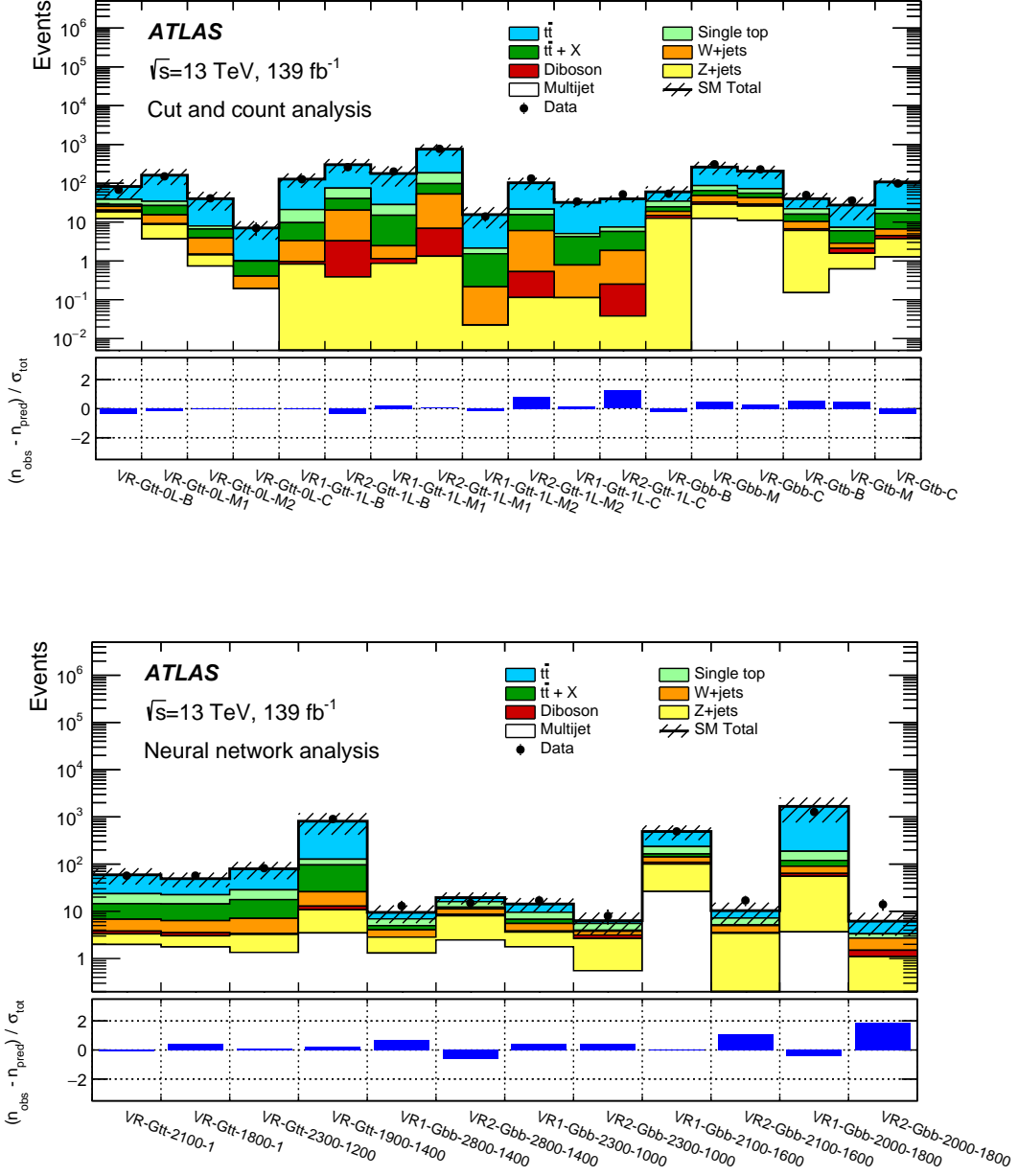


Figure 8: Data and fitted background yields in the VRs for the CC (top) and NN (bottom) analyses. The upper panels show the observed numbers of events and the expected background yields obtained from the background-only fits. The uncertainty bands include both the experimental and theoretical systematic uncertainties. The background category ‘ $t\bar{t} + X$ ’ includes $t\bar{t}W/Z$, $t\bar{t}H$ and $t\bar{t}t\bar{t}$ events. The bottom panels show the Gaussian significance $(n_{\text{obs}} - n_{\text{pred}}) / \sigma_{\text{tot}}$ of the deviation of the observed yield (n_{obs}) from the background expectation (n_{pred}) in each VR, obtained using the combined statistical+systematic background uncertainty (σ_{tot}).

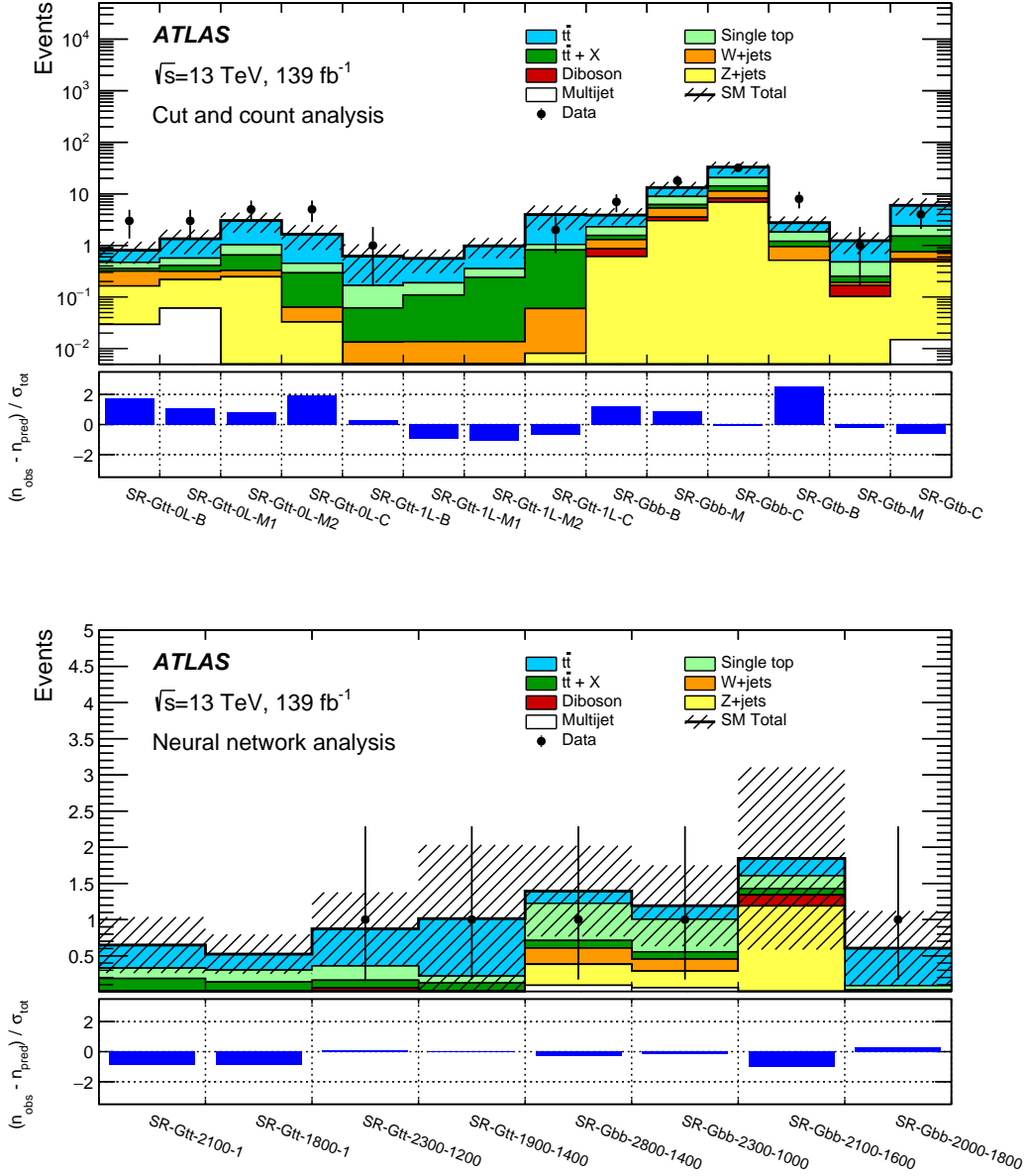


Figure 9: Data and fitted background yields in the SRs for the CC (top) and NN (bottom) analyses. The upper panels show the observed numbers of events and the expected background yields obtained from the background-only fits. Bins without data-points correspond to zero observed events. The uncertainty bands include both the experimental and theoretical systematic uncertainties. The background category ‘ $t\bar{t} + X$ ’ includes $t\bar{t}W/Z$, $t\bar{t}H$ and $t\bar{t}t\bar{t}$ events. The bottom panels show the Gaussian significance $(n_{\text{obs}} - n_{\text{pred}})/\sigma_{\text{tot}}$ of the deviation of the observed yield (n_{obs}) from the background expectation (n_{pred}) in each SR, obtained using the combined statistical+systematic background uncertainty (σ_{tot}).

Table 10: Post-fit results of the background-only fit extrapolated to the Gtt 0-lepton and Gtt 1-lepton SRs in the CC analysis, for both the total expected background yields and the main contributing background processes. The quoted uncertainties include both the experimental and theoretical systematic uncertainties. The data in the SRs are not included in the fit. The background category ‘ $t\bar{t} + X$ ’ includes $t\bar{t}W/Z$, $t\bar{t}H$ and $t\bar{t}t\bar{t}$ events. The row ‘Pre-fit background’ provides the total background prediction when the $t\bar{t}$ normalisation is obtained from a theoretical calculation [46], taking into account the kinematic weights described in Section 5.2. Yields are obtained for the large Δm (‘B’), moderate Δm (‘M1’ and ‘M2’) and small Δm (‘C’) scenarios.

Region	SR-Gtt-0L			
	B	M1	M2	C
Observed events	3	3	5	5
Fitted background	0.81 ± 0.32	1.3 ± 0.6	3.0 ± 1.3	1.7 ± 0.8
$t\bar{t}$	0.34 ± 0.21	0.8 ± 0.5	2.0 ± 1.2	1.2 ± 0.8
Single top	0.11 ± 0.10	0.16 ± 0.10	0.38 ± 0.23	0.16 ± 0.11
$t\bar{t} + X$	$0.04^{+0.05}_{-0.04}$	$0.09^{+0.13}_{-0.09}$	0.32 ± 0.20	0.23 ± 0.16
Z+jets	0.13 ± 0.08	0.16 ± 0.08	0.25 ± 0.14	$0.03^{+0.08}_{-0.03}$
W+jets	0.15 ± 0.11	0.10 ± 0.09	0.08 ± 0.05	0.03 ± 0.02
Diboson	< 0.01	< 0.01	< 0.01	< 0.01
Multijet	$0.03^{+0.20}_{-0.03}$	$0.06^{+0.25}_{-0.06}$	< 0.01	< 0.01
Pre-fit background	0.87	1.3	2.7	1.4

Region	SR-Gtt-1L			
	B	M1	M2	C
Observed events	1	0	0	2
Fitted background	0.6 ± 0.4	0.56 ± 0.27	1.0 ± 0.4	4.0 ± 2.0
$t\bar{t}$	0.5 ± 0.4	0.37 ± 0.23	0.63 ± 0.34	2.9 ± 1.8
Single top	0.11 ± 0.08	0.08 ± 0.07	0.12 ± 0.08	0.23 ± 0.15
$t\bar{t} + X$	0.05 ± 0.04	0.10 ± 0.06	0.23 ± 0.15	0.8 ± 0.5
Z+jets	< 0.01	< 0.01	< 0.01	< 0.01
W+jets	$0.013^{+0.021}_{-0.013}$	< 0.01	< 0.01	0.052 ± 0.034
Diboson	< 0.01	< 0.01	< 0.01	< 0.01
Multijet	< 0.01	< 0.01	< 0.01	< 0.01
Pre-fit background	0.55	0.55	1.0	3.7

Table 11: Post-fit results of the background-only fit extrapolated to the Gbb and Gtb SRs in the CC analysis, for both the total expected background yields and the main contributing background processes. The quoted uncertainties include both the experimental and theoretical systematic uncertainties. The data in the SRs are not included in the fit. The background category ‘ $t\bar{t} + X$ ’ includes $t\bar{t}W/Z$, $t\bar{t}H$ and $t\bar{t}t\bar{t}$ events. The row ‘Pre-fit background’ provides the total background prediction when the $t\bar{t}$ normalisation is obtained from a theoretical calculation [46], taking into account the kinematic weights described in Section 5.2. Yields are obtained for the large Δm (‘B’), moderate Δm (‘M’) and small Δm (‘C’) scenarios.

Region	SR-Gbb		
	B	M	C
Observed events	7	18	32
Fitted background	3.9 ± 1.4	13 ± 4	33 ± 9
$t\bar{t}$	1.6 ± 1.0	4.3 ± 3.0	12 ± 7
Single top	0.7 ± 0.4	2.7 ± 1.4	6.3 ± 3.4
$t\bar{t} + X$	0.27 ± 0.16	0.9 ± 0.5	3.0 ± 1.5
Z+jets	0.61 ± 0.26	3.0 ± 1.0	6.9 ± 2.3
W+jets	0.43 ± 0.21	1.8 ± 1.2	3.1 ± 1.6
Diboson	$0.3^{+0.4}_{-0.3}$	0.5 ± 0.4	1.3 ± 0.8
Multijet	< 0.01	< 0.01	< 0.01
Pre-fit background	3.5	14	33

Region	SR-Gtb		
	B	M	C
Observed events	8	1	4
Fitted background	2.8 ± 0.9	1.2 ± 0.6	6.0 ± 2.2
$t\bar{t}$	0.9 ± 0.6	0.8 ± 0.5	3.6 ± 2.1
Single top	0.62 ± 0.35	0.23 ± 0.12	0.9 ± 0.5
$t\bar{t} + X$	0.25 ± 0.15	0.06 ± 0.04	0.8 ± 0.4
Z+jets	0.52 ± 0.26	0.10 ± 0.10	0.46 ± 0.17
W+jets	0.43 ± 0.23	$0.02^{+0.07}_{-0.02}$	0.21 ± 0.11
Diboson	< 0.01	$0.06^{+0.16}_{-0.06}$	$0.06^{+0.16}_{-0.06}$
Multijet	< 0.01	< 0.01	$0.01^{+0.64}_{-0.01}$
Pre-fit background	3.0	1.3	5.8

Table 12: Post-fit results of the background-only fit extrapolated to the SRs in the NN analysis, for both the total expected background yields and the main contributing background processes. The quoted uncertainties include both the experimental and theoretical systematic uncertainties. The data in the SRs are not included in the fit. The background category ‘ $t\bar{t} + X$ ’ includes $t\bar{t}W/Z$, $t\bar{t}H$ and $t\bar{t}t\bar{t}$ events. The row ‘Pre-fit background’ provides the total background prediction when the $t\bar{t}$ and Z +jets normalisations are obtained from theoretical calculation [46, 53], taking into account the kinematic weights described in Section 5.2.

Region	SR-Gtt			
	2100-1	1800-1	2300-1200	1900-1400
Observed events	0	0	1	1
Fitted background	0.6 ± 0.4	0.52 ± 0.27	0.9 ± 0.5	1.0 ± 1.0
$t\bar{t}$	0.32 ± 0.24	0.22 ± 0.15	0.51 ± 0.34	0.8 ± 0.8
Single top	0.14 ± 0.12	0.17 ± 0.13	0.20 ± 0.14	$0.10^{+0.23}_{-0.10}$
$t\bar{t} + X$	$0.19^{+0.24}_{-0.19}$	0.14 ± 0.14	$0.11^{+0.21}_{-0.11}$	$0.13^{+0.22}_{-0.13}$
Z +jets	< 0.01	< 0.01	$0.01^{+0.07}_{-0.01}$	< 0.01
W +jets	< 0.01	< 0.01	< 0.01	< 0.01
Diboson	< 0.01	< 0.01	0.041 ± 0.023	< 0.01
Multijet	< 0.01	< 0.01	< 0.01	< 0.01
Pre-fit background	0.56	0.50	0.7	0.7

Region	SR-Gbb			
	2800-1400	2300-1000	2100-1600	2000-1800
Observed events	1	1	0	1
Fitted background	1.4 ± 0.6	1.2 ± 0.6	1.8 ± 1.3	0.6 ± 0.5
$t\bar{t}$	$0.17^{+0.21}_{-0.17}$	$0.19^{+0.21}_{-0.19}$	0.24 ± 0.21	0.5 ± 0.5
Single top	0.51 ± 0.31	0.45 ± 0.28	$0.18^{+0.20}_{-0.18}$	0.06 ± 0.05
$t\bar{t} + X$	$0.11^{+0.12}_{-0.11}$	0.10 ± 0.10	$0.09^{+0.11}_{-0.09}$	$0.01^{+0.04}_{-0.01}$
Z +jets	0.29 ± 0.19	0.23 ± 0.17	1.2 ± 1.2	$0.017^{+0.035}_{-0.017}$
W +jets	$0.22^{+0.27}_{-0.22}$	$0.17^{+0.20}_{-0.17}$	< 0.01	< 0.01
Diboson	< 0.01	< 0.01	0.15 ± 0.31	< 0.01
Multijet	$0.09^{+0.19}_{-0.09}$	$0.06^{+0.12}_{-0.06}$	< 0.01	< 0.01
Pre-fit background	1.3	1.1	1.3	0.4

Table 13: Summary of compatibility of SR observations with background expectations in the CC and NN SRs. The second column shows the p_0 -values of the background-only hypothesis together with the equivalent Gaussian significances Z . Also shown are the resulting 95% CL upper limits on the visible cross-section (σ_{vis}^{95}), and the observed and expected 95% CL upper limits on the number of beyond the Standard Model signal events (S_{obs}^{95} and S_{exp}^{95}). The p_0 -values are capped at 0.5.

Signal Region	p_0 (Z)	σ_{vis}^{95} [fb]	S_{obs}^{95}	S_{exp}^{95}
SR-Gtt-0L-B	0.03 (1.82)	0.05	6.4	$3.7^{+1.2}_{-0.4}$
SR-Gtt-0L-M1	0.13 (1.13)	0.04	6.1	$4.3^{+1.6}_{-1.0}$
SR-Gtt-0L-M2	0.18 (0.91)	0.06	7.7	$5.7^{+2.2}_{-1.2}$
SR-Gtt-0L-C	0.03 (1.83)	0.06	8.5	$4.9^{+2.0}_{-1.0}$
SR-Gtt-1L-B	0.29 (0.56)	0.03	3.9	$3.3^{+1.2}_{-0.2}$
SR-Gtt-1L-M1	0.5 (0.0)	0.02	3.0	$3.1^{+1.2}_{-0.1}$
SR-Gtt-1L-M2	0.5 (0.0)	0.02	3.0	$3.4^{+1.3}_{-0.4}$
SR-Gtt-1L-C	0.5 (0.0)	0.03	4.6	$5.3^{+2.2}_{-1.5}$
SR-Gbb-B	0.11 (1.22)	0.07	9.5	$6.2^{+2.6}_{-1.4}$
SR-Gbb-M	0.18 (0.93)	0.11	16.0	$11.4^{+5.0}_{-2.7}$
SR-Gbb-C	0.5 (0.0)	0.14	19.4	$19.5^{+5.5}_{-4.6}$
SR-Gtb-B	0.01 (2.30)	0.08	11.3	$5.4^{+2.2}_{-1.3}$
SR-Gtb-M	0.5 (0.0)	0.03	3.7	$3.8^{+1.5}_{-0.5}$
SR-Gtb-C	0.5 (0.0)	0.04	5.7	$6.7^{+2.6}_{-1.8}$
SR-Gtt-2100-1	0.5 (0.0)	0.02	3.0	$3.1^{+1.1}_{-0.2}$
SR-Gtt-1800-1	0.5 (0.0)	0.02	3.0	$3.0^{+1.1}_{-0.1}$
SR-Gtt-2300-1200	0.40 (0.26)	0.03	3.8	$3.5^{+1.4}_{-0.3}$
SR-Gtt-1900-1400	0.5 (0.0)	0.03	4.2	$4.1^{+1.5}_{-1.1}$
SR-Gbb-2800-1400	0.5 (0.0)	0.03	3.7	$3.9^{+1.4}_{-0.8}$
SR-Gbb-2300-1000	0.5 (0.0)	0.03	3.8	$3.8^{+1.3}_{-0.7}$
SR-Gbb-2100-1600	0.36 (0.35)	0.02	3.0	$3.2^{+1.3}_{-0.1}$
SR-Gbb-2000-1800	0.29 (0.55)	0.03	4.0	$3.4^{+1.2}_{-0.6}$

8.2 Interpretation

In the absence of any significant excess over the expected background from SM processes, the data are used to derive one-sided upper limits at 95% confidence level (CL). Two levels of interpretation are provided in this paper: model-independent exclusion limits and model-dependent exclusion limits set on the Gtt, Gbb and Gtb models. Exclusion limits are evaluated using pseudo-experiments.

To set upper limits on the number of ‘beyond the Standard Model’ (BSM) signal events in each SR, a model-independent fit is used [102]. This fit proceeds in the same way as the background-only fit, where yields in the CRs are used to constrain the predictions of backgrounds in each SR, while the SR yield is also used in the likelihood function with an additional parameter-of-interest describing potential signal contributions. The observed and expected upper limits at 95% CL on the number of events from BSM phenomena for each signal region (S_{obs}^{95} and S_{exp}^{95}) are derived using the CL_s prescription [103], neglecting any possible signal contamination in the CRs. These limits, when normalised by the integrated luminosity of the data sample, may be interpreted as upper limits on the visible cross-section of BSM physics (σ_{vis}^{95}), where the visible cross-section is defined as the product of production cross-section, acceptance and efficiency. All SRs from both the CC and NN analyses are considered, to aid in the reinterpretation of the results of this analysis. The results of the model-independent fit are presented in Table 13.

Model-dependent fits [102] in all the SRs are used to set limits in the mass or branching ratio planes of the Gtt, Gbb and Gtb models. Such a fit proceeds in the same way as the model-independent fit, except that both the signal yield in the SR and the signal contamination in the CR(s) are taken into account. Correlations between signal and background systematic uncertainties are taken into account where appropriate. Systematic uncertainties in the assumed signal yields due to detector effects and the theoretical uncertainties in the signal acceptance are included in the fit. The NN analysis SRs provide the higher expected exclusion sensitivity for the Gtt and Gbb models and hence are used to obtain the exclusion limits for these models. For the Gtb models, for which the NN analysis SRs were not optimised, the CC analysis SRs are used. In all cases, at each model point the result obtained from the SR with the best expected CL_s value is used. For the CC analysis applied to the Gtb models, all CC SRs are considered in this optimisation. The Gtt or Gbb SRs are found to be optimal for Gtb models in which the gluino branching ratio is dominated respectively by $\tilde{g} \rightarrow t\bar{t}\tilde{\chi}_1^0$ or $\tilde{g} \rightarrow b\bar{b}\tilde{\chi}_1^0$, while the Gtb SRs are found to be optimal otherwise. All the fits for the various model points and parameter spaces considered give fitted SUSY signal cross-sections consistent with zero within uncertainties.

The 95% CL observed and expected exclusion limits for the Gtt and Gbb models, obtained from the NN analysis, are shown in the $\tilde{g}-\tilde{\chi}_1^0$ mass plane in Figure 10. The $\pm 1\sigma_{\text{theory}}^{\text{SUSY}}$ lines around the observed limits are obtained by changing the SUSY production cross-section by one standard deviation ($\pm 1\sigma$), as described in Section 3. The yellow band around the expected limit shows the $\pm 1\sigma$ uncertainty, including all statistical and systematic uncertainties except the theoretical uncertainties in the SUSY cross-section. The expected limits on the gluino mass, assuming a massless neutralino LSP, obtained from the CC analysis are ~ 150 GeV and ~ 50 GeV lower for the Gtt and Gbb models, respectively. Compared to the previous results [15], the expected limits on the gluino mass from the current search (assuming a massless $\tilde{\chi}_1^0$) have improved by 280 GeV and 330 GeV for the Gtt and Gbb models, respectively. Gluinos with masses below 2.44 TeV (2.35 TeV) are excluded at 95% CL for massless neutralinos in the Gtt (Gbb) models. The most stringent exclusion limits on the neutralino mass are approximately 1.35 TeV and 1.65 TeV for the Gtt and Gbb models, obtained for a gluino mass of approximately 2.20 TeV and 2.10 TeV, respectively.

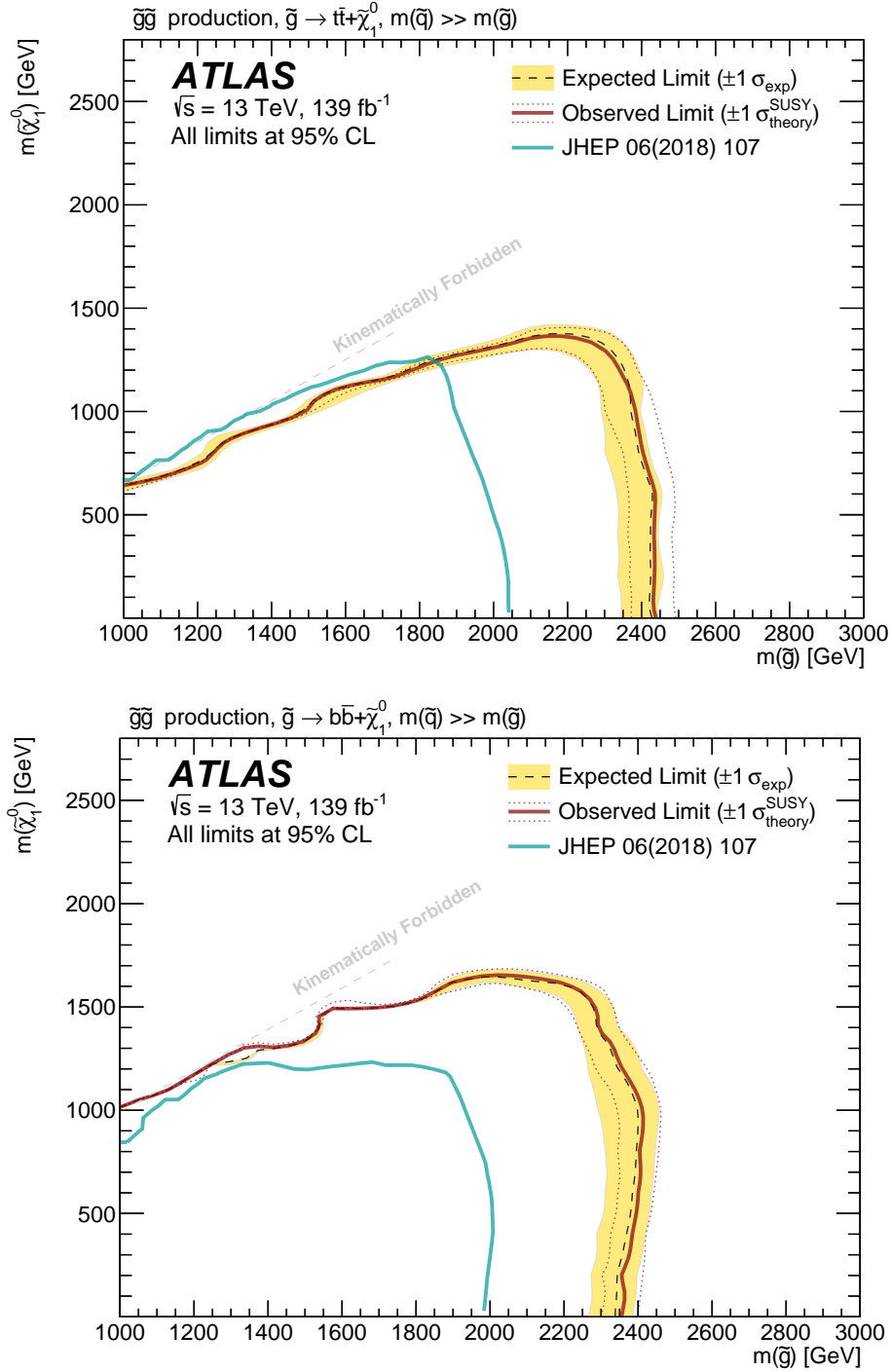


Figure 10: Exclusion limits in the $\tilde{g}-\tilde{\chi}_1^0$ mass plane for the Gtt (top) and Gbb (bottom) models obtained from the NN analysis. The dashed and solid bold lines show the 95% CL expected and observed limits, respectively. The shaded bands around the expected limits show the impact of the experimental and background uncertainties. The dotted lines show the impact on the observed limit of the variation of the nominal signal cross-section by $\pm 1\sigma$ of its theoretical uncertainty. The blue contours indicate the exclusion limits from the previous published result [15].

The 95% CL observed and expected exclusion limits for the Gtb model, with $m(\tilde{\chi}_1^0)$ set to 1 GeV, are shown in Figure 11. The results, which are obtained from the CC analysis, are presented as limits on the mass of the gluino as a function of the branching ratios for $\tilde{g} \rightarrow t\bar{t}\tilde{\chi}_1^0$ and $\tilde{g} \rightarrow b\bar{b}\tilde{\chi}_1^0$. The sum of these branching ratios with that for the decays $\tilde{g} \rightarrow t\bar{b}\tilde{\chi}_1^-$ and $\tilde{g} \rightarrow \bar{t}b\tilde{\chi}_1^+$ (which are set to be equal in the simulation) is set to unity. The exclusion limits are strongest when $\mathcal{B}(\tilde{g} \rightarrow b\bar{b}\tilde{\chi}_1^0)$ or $\mathcal{B}(\tilde{g} \rightarrow t\bar{t}\tilde{\chi}_1^0)$ saturate the total branching ratio (top-left and bottom-right corners of the figures), and weakest when $\mathcal{B}(\tilde{g} \rightarrow t\bar{b}\tilde{\chi}_1^-/\tilde{g} \rightarrow \bar{t}b\tilde{\chi}_1^+)$ saturates. Similar results are obtained for $m(\tilde{\chi}_1^0) = 600$ GeV (Figure 12) and $m(\tilde{\chi}_1^0) = 1000$ GeV (Figure 13).

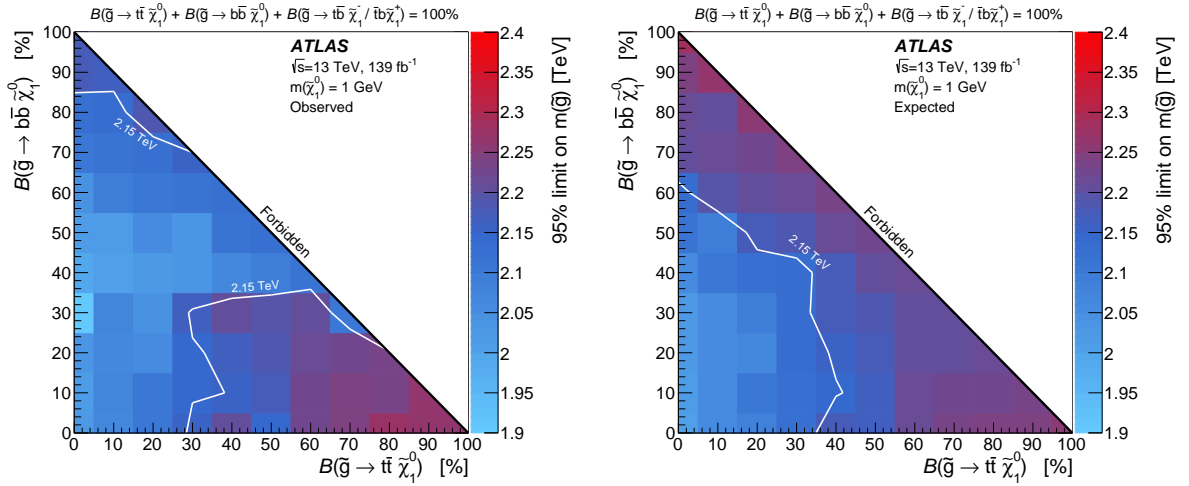


Figure 11: The observed (left) and expected (right) 95% CL exclusion limits on the gluino mass as a function of $\mathcal{B}(\tilde{g} \rightarrow b\bar{b}\tilde{\chi}_1^0)$ (vertical) and $\mathcal{B}(\tilde{g} \rightarrow t\bar{t}\tilde{\chi}_1^0)$ (horizontal) for Gtb models with $m(\tilde{\chi}_1^0) = 1$ GeV, obtained from the CC analysis. The shading indicates the highest excluded gluino mass for each point in the plane. The white line indicates the contour of fixed $m(\tilde{g}) = 2150$ GeV.

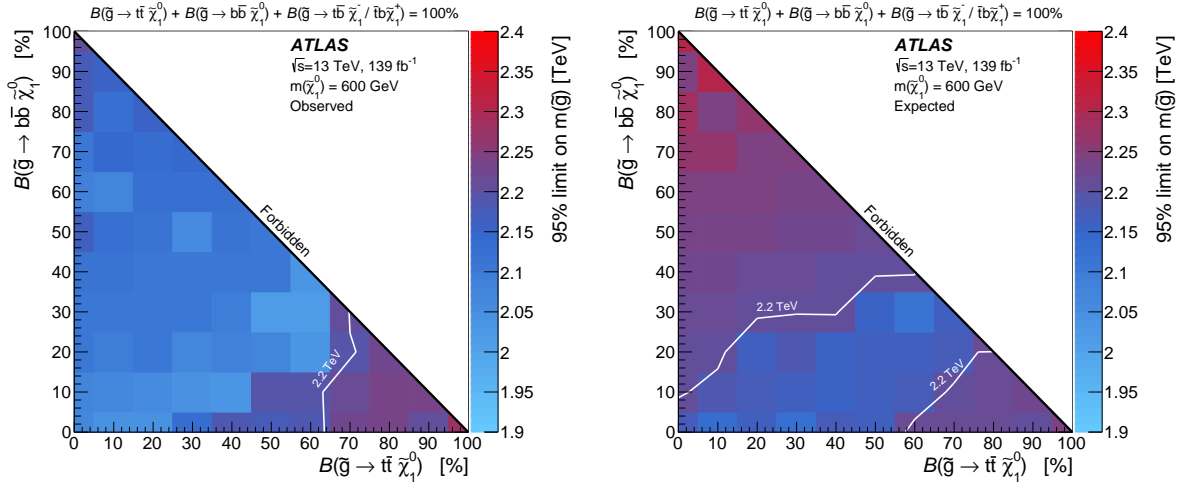


Figure 12: The observed (left) and expected (right) 95% CL exclusion limits on the gluino mass as a function of $\mathcal{B}(\tilde{g} \rightarrow b\bar{b}\tilde{\chi}_1^0)$ (vertical) and $\mathcal{B}(\tilde{g} \rightarrow t\bar{t}\tilde{\chi}_1^0)$ (horizontal) for Gtb models with $m(\tilde{\chi}_1^0) = 600$ GeV, obtained from the CC analysis. The shading indicates the highest excluded gluino mass for each point in the plane. The white line indicates the contour of fixed $m(\tilde{g}) = 2200$ GeV.

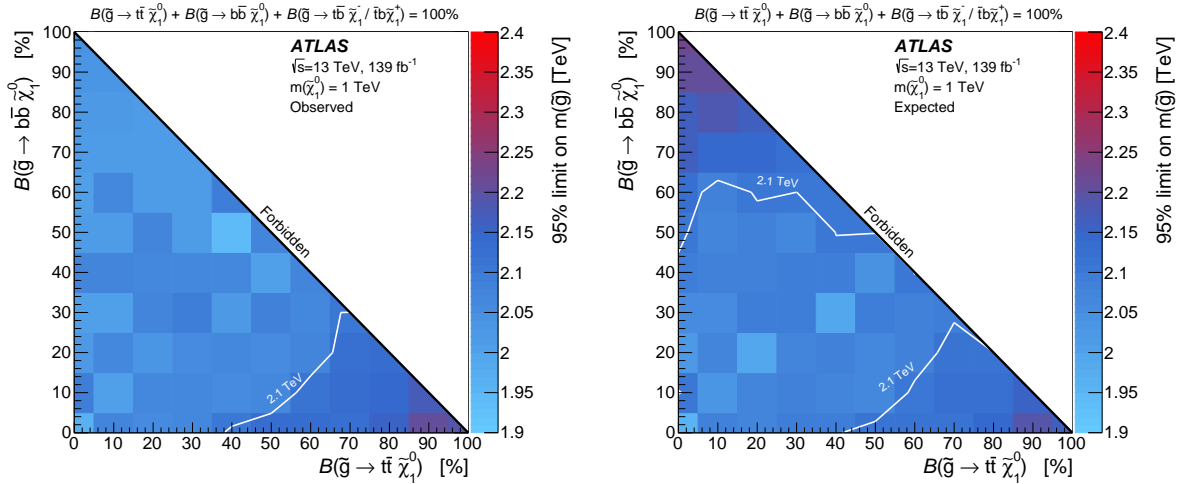


Figure 13: The observed (left) and expected (right) 95% CL exclusion limits on the gluino mass as a function of $\mathcal{B}(\tilde{g} \rightarrow b\bar{b}\tilde{\chi}_1^0)$ (vertical) and $\mathcal{B}(\tilde{g} \rightarrow t\bar{t}\tilde{\chi}_1^0)$ (horizontal) for Gtb models with $m(\tilde{\chi}_1^0) = 1000$ GeV, obtained from the CC analysis. The shading indicates the highest excluded gluino mass for each point in the plane. The white line indicates the contour of fixed $m(\tilde{g}) = 2100$ GeV.

9 Conclusion

This paper has discussed a search for supersymmetry involving the pair production of gluinos decaying via off-shell third-generation squarks into a lightest neutralino LSP. The analysis exploits proton–proton collision data at a centre-of-mass energy $\sqrt{s} = 13$ TeV with an integrated luminosity of 139 fb^{-1} collected with the ATLAS detector at the LHC from 2015 to 2018. The search uses events containing large missing transverse momentum, zero or one electrons or muons, and several energetic jets, at least three of which must be identified as containing b -hadrons. Two analysis methodologies are used: one applying selections independently to a series of kinematic observables in multiple signal regions sensitive to a broad range of SUSY models, and one targeting specific signal models using a deep neural-network to further exploit correlations between observables constructed from the four-vectors of the reconstructed final-state particles. The latter methodology, which also combines events with differing numbers of final-state electrons or muons, provides enhanced discovery and exclusion power for the specific signals targeted. No significant excess is found with respect to the predicted background. Model-independent limits are set on the visible cross-section for new physics processes. Exclusion limits are set on the gluino and neutralino LSP masses in two simplified models where the gluino decays exclusively as $\tilde{g} \rightarrow t\bar{t}\tilde{\chi}_1^0$ or $\tilde{g} \rightarrow b\bar{b}\tilde{\chi}_1^0$. For a massless neutralino, gluino masses of less than 2.44 TeV or 2.35 TeV are excluded at 95% CL in these two scenarios. The results are also interpreted in a model with variable gluino branching ratios to $b\bar{b}\tilde{\chi}_1^0$, $t\bar{t}\tilde{\chi}_1^0$ and $t\bar{b}\tilde{\chi}_1^- / \bar{t}b\tilde{\chi}_1^+$. These limits represent a substantial increase in performance over previous ATLAS analyses exploiting smaller datasets collected at the LHC.

Acknowledgements

We thank CERN for the very successful operation of the LHC, as well as the support staff from our institutions without whom ATLAS could not be operated efficiently.

We acknowledge the support of ANPCyT, Argentina; YerPhI, Armenia; ARC, Australia; BMWFW and FWF, Austria; ANAS, Azerbaijan; CNPq and FAPESP, Brazil; NSERC, NRC and CFI, Canada; CERN; ANID, Chile; CAS, MOST and NSFC, China; Minciencias, Colombia; MEYS CR, Czech Republic; DNRF and DNSRC, Denmark; IN2P3-CNRS and CEA-DRF/IRFU, France; SRNSFG, Georgia; BMBF, HGF and MPG, Germany; GSRI, Greece; RGC and Hong Kong SAR, China; ISF and Benoziyo Center, Israel; INFN, Italy; MEXT and JSPS, Japan; CNRST, Morocco; NWO, Netherlands; RCN, Norway; MEiN, Poland; FCT, Portugal; MNE/IFA, Romania; MESTD, Serbia; MSSR, Slovakia; ARRS and MIZŠ, Slovenia; DSI/NRF, South Africa; MICINN, Spain; SRC and Wallenberg Foundation, Sweden; SERI, SNSF and Cantons of Bern and Geneva, Switzerland; MOST, Taiwan; TENMAK, Türkiye; STFC, United Kingdom; DOE and NSF, United States of America. In addition, individual groups and members have received support from BCKDF, CANARIE, Compute Canada and CRC, Canada; PRIMUS 21/SCI/017 and UNCE SCI/013, Czech Republic; COST, ERC, ERDF, Horizon 2020 and Marie Skłodowska-Curie Actions, European Union; Investissements d’Avenir Labex, Investissements d’Avenir IDEX and ANR, France; DFG and AvH Foundation, Germany; Herakleitos, Thales and Aristeia programmes co-financed by EU-ESF and the Greek NSRF, Greece; BSF-NSF and MINERVA, Israel; Norwegian Financial Mechanism 2014-2021, Norway; NCN and NAWA, Poland; La Caixa Banking Foundation, CERCA Programme Generalitat de Catalunya and PROMETEO and GenT Programmes Generalitat Valenciana, Spain; Göran Gustafssons Stiftelse, Sweden; The Royal Society and Leverhulme Trust, United Kingdom.

The crucial computing support from all WLCG partners is acknowledged gratefully, in particular from CERN, the ATLAS Tier-1 facilities at TRIUMF (Canada), NDGF (Denmark, Norway, Sweden), CC-IN2P3 (France), KIT/GridKA (Germany), INFN-CNAF (Italy), NL-T1 (Netherlands), PIC (Spain), ASGC (Taiwan), RAL (UK) and BNL (USA), the Tier-2 facilities worldwide and large non-WLCG resource providers. Major contributors of computing resources are listed in Ref. [104].

References

- [1] Y. A. Golfand and E. P. Likhtman, *Extension of the Algebra of Poincare Group Generators and Violation of p Invariance*, JETP Lett. **13** (1971) 323, [Pisma Zh. Eksp. Teor. Fiz. **13** (1971) 452].
- [2] D. V. Volkov and V. P. Akulov, *Is the Neutrino a Goldstone Particle?*, Phys. Lett. B **46** (1973) 109.
- [3] J. Wess and B. Zumino, *Supergauge Transformations in Four-Dimensions*, Nucl. Phys. B **70** (1974) 39.
- [4] J. Wess and B. Zumino, *Supergauge Invariant Extension of Quantum Electrodynamics*, Nucl. Phys. B **78** (1974) 1.
- [5] S. Ferrara and B. Zumino, *Supergauge Invariant Yang-Mills Theories*, Nucl. Phys. B **79** (1974) 413.
- [6] A. Salam and J. A. Strathdee, *Supersymmetry and Nonabelian Gauges*, Phys. Lett. B **51** (1974) 353.
- [7] G. R. Farrar and P. Fayet, *Phenomenology of the Production, Decay, and Detection of New Hadronic States Associated with Supersymmetry*, Phys. Lett. B **76** (1978) 575.
- [8] N. Sakai, *Naturalness in Supersymmetric Guts*, Z. Phys. C **11** (1981) 153.
- [9] S. Dimopoulos, S. Raby and F. Wilczek, *Supersymmetry and the Scale of Unification*, Phys. Rev. D **24** (1981) 1681.
- [10] L. E. Ibanez and G. G. Ross, *Low-Energy Predictions in Supersymmetric Grand Unified Theories*, Phys. Lett. B **105** (1981) 439.
- [11] S. Dimopoulos and H. Georgi, *Softly Broken Supersymmetry and $SU(5)$* , Nucl. Phys. B **193** (1981) 150.
- [12] M. Papucci, J. T. Ruderman and A. Weiler, *Natural SUSY Endures*, JHEP **09** (2012) 035, arXiv: [1110.6926](https://arxiv.org/abs/1110.6926) [hep-ph].
- [13] R. Barbieri and G. F. Giudice, *Upper Bounds on Supersymmetric Particle Masses*, Nucl. Phys. B **306** (1988) 63.
- [14] L. Evans and P. Bryant, *LHC Machine*, JINST **3** (2008) S08001.
- [15] ATLAS Collaboration, *Search for supersymmetry in final states with missing transverse momentum and multiple b -jets in proton–proton collisions at $\sqrt{s} = 13$ TeV with the ATLAS detector*, JHEP **06** (2018) 107, arXiv: [1711.01901](https://arxiv.org/abs/1711.01901) [hep-ex].
- [16] ATLAS Collaboration, *The ATLAS Experiment at the CERN Large Hadron Collider*, JINST **3** (2008) S08003.
- [17] J. Alwall, M.-P. Le, M. Lisanti and J. G. Wacker, *Searching for directly decaying gluinos at the Tevatron*, Phys. Lett. B **666** (2008) 34, arXiv: [0803.0019](https://arxiv.org/abs/0803.0019) [hep-ph].
- [18] J. Alwall, P. C. Schuster and N. Toro, *Simplified models for a first characterization of new physics at the LHC*, Phys. Rev. D **79** (2009) 075020, arXiv: [0810.3921](https://arxiv.org/abs/0810.3921) [hep-ph].

- [19] D. Alves et al., *Simplified models for LHC new physics searches*, *J. Phys. G* **39** (2012) 105005, arXiv: [1105.2838 \[hep-ph\]](#).
- [20] ATLAS Collaboration, *Search for pair production of gluinos decaying via stop and sbottom in events with b-jets and large missing transverse momentum in pp collisions at $\sqrt{s} = 13$ TeV with the ATLAS detector*, *Phys. Rev. D* **94** (2016) 032003, arXiv: [1605.09318 \[hep-ex\]](#).
- [21] ATLAS Collaboration, *Search for supersymmetry at $\sqrt{s} = 13$ TeV in final states with jets and two same-sign leptons or three leptons with the ATLAS detector*, *Eur. Phys. J. C* **76** (2016) 259, arXiv: [1602.09058 \[hep-ex\]](#).
- [22] ATLAS Collaboration, *Search for supersymmetry in final states with two same-sign or three leptons and jets using 36 fb^{-1} of $\sqrt{s} = 13$ TeV pp collision data with the ATLAS detector*, *JHEP* **09** (2017) 084, arXiv: [1706.03731 \[hep-ex\]](#).
- [23] ATLAS Collaboration, *Search for new phenomena in final states with large jet multiplicities and missing transverse momentum using $\sqrt{s} = 13$ TeV proton–proton collisions recorded by ATLAS in Run 2 of the LHC*, *JHEP* **10** (2020) 062, arXiv: [2008.06032 \[hep-ex\]](#).
- [24] CMS Collaboration, *Searches for physics beyond the standard model with the M_{T2} variable in hadronic final states with and without disappearing tracks in proton–proton collisions at $\sqrt{s} = 13$ TeV*, *Eur. Phys. J. C* **80** (2020) 3, arXiv: [1909.03460 \[hep-ex\]](#).
- [25] CMS Collaboration, *Search for supersymmetry in proton–proton collisions at 13 TeV in final states with jets and missing transverse momentum*, *JHEP* **10** (2019) 244, arXiv: [1908.04722 \[hep-ex\]](#).
- [26] CMS Collaboration, *Search for supersymmetry in pp collisions at $\sqrt{s} = 13$ TeV with 137 fb^{-1} in final states with a single lepton using the sum of masses of large-radius jets*, *Phys. Rev. D* **101** (2020) 052010, arXiv: [1911.07558 \[hep-ex\]](#).
- [27] CMS Collaboration, *Search for physics beyond the standard model in events with jets and two same-sign or at least three charged leptons in proton–proton collisions at $\sqrt{s} = 13$ TeV*, *Eur. Phys. J. C* **80** (2020) 752, arXiv: [2001.10086 \[hep-ex\]](#).
- [28] CMS Collaboration, *Search for top squark production in fully-hadronic final states in proton–proton collisions at $\sqrt{s} = 13$ TeV*, *Phys. Rev. D* **104** (2021) 052001, arXiv: [2103.01290 \[hep-ex\]](#).
- [29] CMS Collaboration, *Search for new phenomena with the M_{T2} variable in the all-hadronic final state produced in proton–proton collisions at $\sqrt{s} = 13$ TeV*, *Eur. Phys. J. C* **77** (2017) 710, arXiv: [1705.04650 \[hep-ex\]](#).
- [30] CMS Collaboration, *Search for supersymmetry in proton–proton collisions at 13 TeV using identified top quarks*, *Phys. Rev. D* **97** (2018) 012007, arXiv: [1710.11188 \[hep-ex\]](#).
- [31] ATLAS Collaboration, *Performance of the ATLAS trigger system in 2015*, *Eur. Phys. J. C* **77** (2017) 317, arXiv: [1611.09661 \[hep-ex\]](#).
- [32] ATLAS Collaboration, *The ATLAS Collaboration Software and Firmware*, ATL-SOFT-PUB-2021-001, 2021, URL: <https://cds.cern.ch/record/2767187>.
- [33] ATLAS Collaboration, *ATLAS data quality operations and performance for 2015-2018 data-taking*, *JINST* **15** (2020) P04003, arXiv: [1911.04632 \[physics.ins-det\]](#).
- [34] ATLAS Collaboration, *Luminosity determination in pp collisions at $\sqrt{s} = 13$ TeV using the ATLAS detector at the LHC*, ATLAS-CONF-2019-021, 2019, URL: <https://cds.cern.ch/record/2677054>.

- [35] G. Avoni et al., *The new LUCID-2 detector for luminosity measurement and monitoring in ATLAS*, *JINST* **13** (2018) P07017.
- [36] ATLAS Collaboration, *Performance of the missing transverse momentum triggers for the ATLAS detector during Run-2 data taking*, *JHEP* **08** (2020) 080, arXiv: [2005.09554 \[hep-ex\]](#).
- [37] J. Alwall et al., *The automated computation of tree-level and next-to-leading order differential cross sections, and their matching to parton shower simulations*, *JHEP* **07** (2014) 079, arXiv: [1405.0301 \[hep-ph\]](#).
- [38] ATLAS Collaboration, *Summary of ATLAS Pythia 8 tunes*, ATL-PHYS-PUB-2012-003 (2012), URL: <https://cdsweb.cern.ch/record/1474107>.
- [39] NNPDF Collaboration, R. D. Ball et al., *Parton distributions with LHC data*, *Nucl. Phys. B* **867** (2013) 244, arXiv: [1207.1303 \[hep-ph\]](#).
- [40] W. Beenakker, R. Höpker, M. Spira and P. M. Zerwas, *Squark and gluino production at hadron colliders*, *Nucl. Phys. B* **492** (1997) 51, arXiv: [hep-ph/9610490](#).
- [41] A. Kulesza and L. Motyka, *Threshold Resummation for Squark-Antisquark and Gluino-Pair Production at the LHC*, *Phys. Rev. Lett.* **102** (2009) 111802, arXiv: [0807.2405 \[hep-ph\]](#).
- [42] A. Kulesza and L. Motyka, *Soft gluon resummation for the production of gluino-gluino and squark-antisquark pairs at the LHC*, *Phys. Rev. D* **80** (2009) 095004, arXiv: [0905.4749 \[hep-ph\]](#).
- [43] W. Beenakker et al., *Soft-gluon resummation for squark and gluino hadroproduction*, *JHEP* **12** (2009) 041, arXiv: [0909.4418 \[hep-ph\]](#).
- [44] W. Beenakker et al., *Squark and gluino hadroproduction*, *Int. J. Mod. Phys. A* **26** (2011) 2637, arXiv: [1105.1110 \[hep-ph\]](#).
- [45] C. Borschensky et al., *Squark and gluino production cross sections in pp collisions at $\sqrt{s} = 13, 14, 33$ and 100 TeV*, *Eur. Phys. J. C* **74** (2014) 3174, arXiv: [1407.5066 \[hep-ph\]](#).
- [46] M. Czakon and A. Mitov, *Top++: A program for the calculation of the top-pair cross-section at hadron colliders*, *Comput. Phys. Commun.* **185** (2014) 2930, arXiv: [1112.5675 \[hep-ph\]](#).
- [47] M. Aliev et al., *HATHOR – HAdronic Top and Heavy quarks crOss section calculatoR*, *Comput. Phys. Commun.* **182** (2011) 1034, arXiv: [1007.1327 \[hep-ph\]](#).
- [48] P. Kant et al., *HatHor for single top-quark production: Updated predictions and uncertainty estimates for single top-quark production in hadronic collisions*, *Comput. Phys. Commun.* **191** (2015) 74, arXiv: [1406.4403 \[hep-ph\]](#).
- [49] N. Kidonakis, *Two-loop soft anomalous dimensions for single top quark associated production with a W^- or H^-* , *Phys. Rev. D* **82** (2010) 054018, arXiv: [1005.4451 \[hep-ph\]](#).
- [50] N. Kidonakis, *Next-to-next-to-leading-order collinear and soft gluon corrections for t-channel single top quark production*, *Phys. Rev. D* **83** (2011) 091503, arXiv: [1103.2792 \[hep-ph\]](#).
- [51] T. Gleisberg et al., *Event generation with SHERPA 1.1*, *JHEP* **02** (2009) 007, arXiv: [0811.4622 \[hep-ph\]](#).
- [52] S. Höche, F. Krauss, M. Schönherr and F. Siegert, *QCD matrix elements + parton showers. The NLO case*, *JHEP* **04** (2013) 027, arXiv: [1207.5030 \[hep-ph\]](#).
- [53] S. Catani, L. Cieri, G. Ferrera, D. de Florian and M. Grazzini, *Vector Boson Production at Hadron Colliders: A Fully Exclusive QCD Calculation at Next-to-Next-to-Leading Order*, *Phys. Rev. Lett.* **103** (2009) 082001, arXiv: [0903.2120 \[hep-ph\]](#).

- [54] S. Alioli, P. Nason, C. Oleari and E. Re, *A general framework for implementing NLO calculations in shower Monte Carlo programs: the POWHEG BOX*, *JHEP* **06** (2010) 043, arXiv: [1002.2581 \[hep-ph\]](#).
- [55] The NNPDF Collaboration, R. D. Ball et al., *Parton distributions for the LHC run II*, *JHEP* **04** (2015) 040, arXiv: [1410.8849 \[hep-ph\]](#).
- [56] T. Sjöstrand, S. Mrenna and P. Skands, *A brief introduction to PYTHIA 8.1*, *Comput. Phys. Commun.* **178** (2008) 852, arXiv: [0710.3820 \[hep-ph\]](#).
- [57] ATLAS Collaboration, *Studies on top-quark Monte Carlo modelling for Top2016*, ATL-PHYS-PUB-2016-020, 2016, URL: <https://cds.cern.ch/record/2216168>.
- [58] D. J. Lange, *The EvtGen particle decay simulation package*, *Nucl. Instrum. Meth. A* **462** (2001) 152.
- [59] ATLAS Collaboration, *The ATLAS Simulation Infrastructure*, *Eur. Phys. J. C* **70** (2010) 823, arXiv: [1005.4568 \[physics.ins-det\]](#).
- [60] S. Agostinelli et al., *GEANT4 – a simulation toolkit*, *Nucl. Instrum. Meth. A* **506** (2003) 250.
- [61] ATLAS Collaboration, *Reconstruction of primary vertices at the ATLAS experiment in Run 1 proton–proton collisions at the LHC*, *Eur. Phys. J. C* **77** (2017) 332, arXiv: [1611.10235 \[hep-ex\]](#).
- [62] ATLAS Collaboration, *Vertex Reconstruction Performance of the ATLAS Detector at $\sqrt{s} = 13$ TeV*, ATL-PHYS-PUB-2015-026, 2015, URL: <https://cds.cern.ch/record/2037717>.
- [63] ATLAS Collaboration, *Performance of the ATLAS track reconstruction algorithms in dense environments in LHC Run 2*, *Eur. Phys. J. C* **77** (2017) 673, arXiv: [1704.07983 \[hep-ex\]](#).
- [64] ATLAS Collaboration, *Topological cell clustering in the ATLAS calorimeters and its performance in LHC Run 1*, *Eur. Phys. J. C* **77** (2017) 490, arXiv: [1603.02934 \[hep-ex\]](#).
- [65] M. Cacciari, G. P. Salam and G. Soyez, *The anti- k_t jet clustering algorithm*, *JHEP* **04** (2008) 063, arXiv: [0802.1189 \[hep-ph\]](#).
- [66] M. Cacciari, G. P. Salam and G. Soyez, *FastJet user manual*, *Eur. Phys. J. C* **72** (2012) 1896, arXiv: [1111.6097 \[hep-ph\]](#).
- [67] ATLAS Collaboration, *Jet energy scale and resolution measured in proton–proton collisions at $\sqrt{s} = 13$ TeV with the ATLAS detector*, *Eur. Phys. J. C* **81** (2020) 689, arXiv: [2007.02645 \[hep-ex\]](#).
- [68] ATLAS Collaboration, *Characterisation and mitigation of beam-induced backgrounds observed in the ATLAS detector during the 2011 proton-proton run*, *JINST* **8** (2013) P07004, arXiv: [1303.0223 \[hep-ex\]](#).
- [69] ATLAS Collaboration, *Selection of jets produced in 13 TeV proton–proton collisions with the ATLAS detector*, ATL-CONF-2015-029, 2015, URL: <https://cds.cern.ch/record/2037702>.
- [70] ATLAS Collaboration, *Performance of pile-up mitigation techniques for jets in pp collisions at $\sqrt{s} = 8$ TeV using the ATLAS detector*, *Eur. Phys. J. C* **76** (2016) 581, arXiv: [1510.03823 \[hep-ex\]](#).
- [71] ATLAS Collaboration, *Tagging and suppression of pileup jets with the ATLAS detector*, ATL-CONF-2014-018, 2014, URL: <https://cds.cern.ch/record/1700870>.
- [72] ATLAS Collaboration, *ATLAS b-jet identification performance and efficiency measurement with $t\bar{t}$ events in pp collisions at $\sqrt{s} = 13$ TeV*, *Eur. Phys. J. C* **79** (2019) 970, arXiv: [1907.05120 \[hep-ex\]](#).

- [73] ATLAS Collaboration, *Electron and photon performance measurements with the ATLAS detector using the 2015-2017 LHC proton-proton collision data*, *JINST* **14** (2019) P12006, arXiv: [1908.00005 \[hep-ex\]](#).
- [74] ATLAS Collaboration, *Muon reconstruction and identification efficiency in ATLAS using the full Run 2 pp collision data set at $\sqrt{s} = 13$ TeV*, *Eur. Phys. J. C* **81** (2021) 578, arXiv: [2012.00578 \[hep-ex\]](#).
- [75] B. Nachman, P. Nef, A. Schwartzman, M. Swiatlowski and C. Wanotayaroj, *Jets from Jets: Re-clustering as a tool for large radius jet reconstruction and grooming at the LHC*, *JHEP* **02** (2015) 075, arXiv: [1407.2922 \[hep-ph\]](#).
- [76] D. Krohn, J. Thaler and L.-T. Wang, *Jet Trimming*, *JHEP* **02** (2010) 084, arXiv: [0912.1342 \[hep-ph\]](#).
- [77] ATLAS Collaboration, *Performance of jet substructure techniques for large- R jets in proton-proton collisions at $\sqrt{s} = 7$ TeV using the ATLAS detector*, *JHEP* **09** (2013) 076, arXiv: [1306.4945 \[hep-ex\]](#).
- [78] ATLAS Collaboration, *Performance of Top Quark and W Boson Tagging in Run 2 with ATLAS*, ATLAS-CONF-2017-064, 2017, URL: <https://cds.cern.ch/record/2281054>.
- [79] ATLAS Collaboration, *Electron reconstruction and identification in the ATLAS experiment using the 2015 and 2016 LHC proton-proton collision data at $\sqrt{s} = 13$ TeV*, *Eur. Phys. J. C* **79** (2019) 639, arXiv: [1902.04655 \[physics.ins-det\]](#).
- [80] ATLAS Collaboration, *Muon reconstruction performance of the ATLAS detector in proton-proton collision data at $\sqrt{s} = 13$ TeV*, *Eur. Phys. J. C* **76** (2016) 292, arXiv: [1603.05598 \[hep-ex\]](#).
- [81] ATLAS Collaboration, *E_T^{miss} performance in the ATLAS detector using 2015–2016 LHC pp collisions*, ATLAS-CONF-2018-023, 2018, URL: <https://cds.cern.ch/record/2625233>.
- [82] ATLAS Collaboration, *Performance of missing transverse momentum reconstruction with the ATLAS detector using proton-proton collisions at $\sqrt{s} = 13$ TeV*, *Eur. Phys. J. C* **78** (2018) 903, arXiv: [1802.08168 \[hep-ex\]](#).
- [83] ATLAS Collaboration, *Measurement of Higgs boson decay into b -quarks in associated production with a top-quark pair in pp collisions at $\sqrt{s} = 13$ TeV with the ATLAS detector*, *JHEP* **06** (2021) 097, arXiv: [2111.06712 \[hep-ex\]](#).
- [84] ATLAS Collaboration, *Search for pair production of up-type vector-like quarks and for four-top-quark events in final states with multiple b -jets with the ATLAS detector*, *JHEP* **07** (2018) 089, arXiv: [1803.09678 \[hep-ex\]](#).
- [85] P. Baldi, P. Sadowski and D. Whiteson, *Searching for exotic particles in high-energy physics with deep learning*, *Nature Commun.* **5** (2014) 4308, arXiv: [1402.4735 \[hep-ph\]](#).
- [86] F. Chollet et al., *Keras*, 2015, URL: <https://keras.io>.
- [87] M. Abadi et al., *TensorFlow: Large-Scale Machine Learning on Heterogeneous Systems*, 2015, URL: <https://www.tensorflow.org/>.
- [88] J. Bergstra and Y. Bengio, *Random search for hyper-parameter optimization*, *Journal of machine learning research* **13** (2012) 281, URL: <http://jmlr.org/papers/v13/bergstra12a.html>.
- [89] P. Baldi, K. Cranmer, T. Faucett, P. Sadowski and D. Whiteson, *Parameterized neural networks for high-energy physics*, *Eur. Phys. J. C* **76** (2016) 235, arXiv: [1601.07913 \[hep-ex\]](#).

- [90] V. Chvatal, *A Greedy Heuristic for the Set-Covering Problem*, Mathematics of Operations Research **4** (1979) 233, URL: <http://www.jstor.org/stable/3689577>.
- [91] ATLAS Collaboration, *Jet energy scale measurements and their systematic uncertainties in proton–proton collisions at $\sqrt{s} = 13$ TeV with the ATLAS detector*, Phys. Rev. D **96** (2017) 072002, arXiv: [1703.09665](https://arxiv.org/abs/1703.09665) [hep-ex].
- [92] ATLAS Collaboration, *Optimisation of the ATLAS b-tagging performance for the 2016 LHC Run*, ATL-PHYS-PUB-2016-012, 2016, URL: <https://cds.cern.ch/record/2160731>.
- [93] ATLAS Collaboration, *Optimisation and performance studies of the ATLAS b-tagging algorithms for the 2017-18 LHC run*, ATL-PHYS-PUB-2017-013, 2017, URL: <https://cds.cern.ch/record/2273281>.
- [94] ATLAS Collaboration, *In situ calibration of large-radius jet energy and mass in 13 TeV proton–proton collisions with the ATLAS detector*, Eur. Phys. J. C **79** (2019) 135, arXiv: [1807.09477](https://arxiv.org/abs/1807.09477) [hep-ex].
- [95] ATLAS Collaboration, *Electron efficiency measurements with the ATLAS detector using the 2015 LHC proton–proton collision data*, ATLAS-CONF-2016-024, 2016, URL: <https://cds.cern.ch/record/2157687>.
- [96] ATLAS Collaboration, *Electron and photon energy calibration with the ATLAS detector using LHC Run 1 data*, Eur. Phys. J. C **74** (2014) 3071, arXiv: [1407.5063](https://arxiv.org/abs/1407.5063) [hep-ex].
- [97] ATLAS Collaboration, *Measurements of jet observables sensitive to b-quark fragmentation in $t\bar{t}$ events at the LHC with the ATLAS detector*, Phys. Rev. D **106** (2022) 032008, arXiv: [2202.13901](https://arxiv.org/abs/2202.13901) [hep-ex].
- [98] P. Z. Skands, *Tuning Monte Carlo generators: The Perugia tunes*, Phys. Rev. D **82** (2010) 074018, arXiv: [1005.3457](https://arxiv.org/abs/1005.3457) [hep-ph].
- [99] ATLAS Collaboration, *Measurements of fiducial cross-sections for $t\bar{t}$ production with one or two additional b-jets in pp collisions at $\sqrt{s} = 8$ TeV using the ATLAS detector*, Eur. Phys. J. C **76** (2016) 11, arXiv: [1508.06868](https://arxiv.org/abs/1508.06868) [hep-ex].
- [100] ATLAS Collaboration, *Measurements of the production cross-section for a Z boson in association with b-jets in proton–proton collisions at $\sqrt{s} = 13$ TeV with the ATLAS detector*, JHEP **07** (2020) 044, arXiv: [2003.11960](https://arxiv.org/abs/2003.11960) [hep-ex].
- [101] G. Cowan, K. Cranmer, E. Gross and O. Vitells, *Asymptotic formulae for likelihood-based tests of new physics*, Eur. Phys. J. C **71** (2011) 1554, arXiv: [1007.1727](https://arxiv.org/abs/1007.1727) [physics.data-an], Erratum: Eur. Phys. J. C **73** (2013) 2501.
- [102] M. Baak et al., *HistFitter software framework for statistical data analysis*, Eur. Phys. J. C **75** (2015) 153, arXiv: [1410.1280](https://arxiv.org/abs/1410.1280) [hep-ex].
- [103] A. L. Read, *Presentation of search results: the CL_S technique*, J. Phys. G **28** (2002) 2693.
- [104] ATLAS Collaboration, *ATLAS Computing Acknowledgements*, ATL-SOFT-PUB-2021-003, 2021, URL: <https://cds.cern.ch/record/2776662>.

The ATLAS Collaboration

G. Aad ¹⁰¹, B. Abbott ¹¹⁹, D.C. Abbott ¹⁰², K. Abeling ⁵⁵, S.H. Abidi ²⁹, A. Aboulhorma ^{35e}, H. Abramowicz ¹⁵⁰, H. Abreu ¹⁴⁹, Y. Abulaiti ¹¹⁶, A.C. Abusleme Hoffman ^{136a}, B.S. Acharya ^{68a,68b,q}, C. Adam Bourdarios ⁴, L. Adamczyk ^{84a}, L. Adamek ¹⁵⁴, S.V. Addepalli ²⁶, J. Adelman ¹¹⁴, A. Adiguzel ^{21c}, S. Adorni ⁵⁶, T. Adye ¹³³, A.A. Affolder ¹³⁵, Y. Afik ³⁶, M.N. Agaras ¹³, J. Agarwala ^{72a,72b}, A. Aggarwal ⁹⁹, C. Agheorghiesei ^{27c}, J.A. Aguilar-Saavedra ^{129f}, A. Ahmad ³⁶, F. Ahmadov ^{38,ac}, W.S. Ahmed ¹⁰³, S. Ahuja ⁹⁴, X. Ai ⁴⁸, G. Aielli ^{75a,75b}, I. Aizenberg ¹⁶⁸, M. Akbiyik ⁹⁹, T.P.A. Åkesson ⁹⁷, A.V. Akimov ³⁷, K. Al Khoury ⁴¹, G.L. Alberghi ^{23b}, J. Albert ¹⁶⁴, P. Albicocco ⁵³, S. Alderweireldt ⁵², M. Aleksa ³⁶, I.N. Aleksandrov ³⁸, C. Alexa ^{27b}, T. Alexopoulos ¹⁰, A. Alfonsi ¹¹³, F. Alfonsi ^{23b}, M. Alhroob ¹¹⁹, B. Ali ¹³¹, S. Ali ¹⁴⁷, M. Aliev ³⁷, G. Alimonti ^{70a}, W. Alkahi ⁵⁵, C. Allaire ⁶⁶, B.M.M. Allbrooke ¹⁴⁵, C.A. Allendes Flores ^{136f}, P.P. Allport ²⁰, A. Aloisio ^{71a,71b}, F. Alonso ⁸⁹, C. Alpigiani ¹³⁷, E. Alunno Camelia ^{75a,75b}, M. Alvarez Estevez ⁹⁸, M.G. Alvigi ^{71a,71b}, M. Aly ¹⁰⁰, Y. Amaral Coutinho ^{81b}, A. Ambler ¹⁰³, C. Amelung ³⁶, M. Amerl ¹, C.G. Ames ¹⁰⁸, D. Amidei ¹⁰⁵, S.P. Amor Dos Santos ^{129a}, S. Amoroso ⁴⁸, K.R. Amos ¹⁶², V. Ananiev ¹²⁴, C. Anastopoulos ¹³⁸, T. Andeen ¹¹, J.K. Anders ³⁶, S.Y. Andrean ^{47a,47b}, A. Andreatta ^{70a,70b}, S. Angelidakis ⁹, A. Angerami ^{41,af}, A.V. Anisenkov ³⁷, A. Annovi ^{73a}, C. Antel ⁵⁶, M.T. Anthony ¹³⁸, E. Antipov ¹²⁰, M. Antonelli ⁵³, D.J.A. Antrim ^{17a}, F. Anulli ^{74a}, M. Aoki ⁸², T. Aoki ¹⁵², J.A. Aparisi Pozo ¹⁶², M.A. Aparo ¹⁴⁵, L. Aperio Bella ⁴⁸, C. Appelt ¹⁸, N. Aranzabal ³⁶, V. Araujo Ferraz ^{81a}, C. Arcangeletti ⁵³, A.T.H. Arce ⁵¹, E. Arena ⁹¹, J-F. Arguin ¹⁰⁷, S. Argyropoulos ⁵⁴, J.-H. Arling ⁴⁸, A.J. Armbruster ³⁶, O. Arnaez ¹⁵⁴, H. Arnold ¹¹³, Z.P. Arrubarrena Tame ¹⁰⁸, G. Artoni ^{74a,74b}, H. Asada ¹¹⁰, K. Asai ¹¹⁷, S. Asai ¹⁵², N.A. Asbah ⁶¹, J. Assahsah ^{35d}, K. Assamagan ²⁹, R. Astalos ^{28a}, R.J. Atkin ^{33a}, M. Atkinson ¹⁶¹, N.B. Atlay ¹⁸, H. Atmani ^{62b}, P.A. Atmasiddha ¹⁰⁵, K. Augsten ¹³¹, S. Auricchio ^{71a,71b}, A.D. Auriol ²⁰, V.A. Austrup ¹⁷⁰, G. Avner ¹⁴⁹, G. Avolio ³⁶, K. Axiotis ⁵⁶, M.K. Ayoub ^{14c}, G. Azuelos ^{107,ak}, D. Babal ^{28a}, H. Bachacou ¹³⁴, K. Bachas ^{151,t}, A. Bachiu ³⁴, F. Backman ^{47a,47b}, A. Badea ⁶¹, P. Bagnaia ^{74a,74b}, M. Bahmani ¹⁸, A.J. Bailey ¹⁶², V.R. Bailey ¹⁶¹, J.T. Baines ¹³³, C. Bakalis ¹⁰, O.K. Baker ¹⁷¹, P.J. Bakker ¹¹³, E. Bakos ¹⁵, D. Bakshi Gupta ⁸, S. Balaji ¹⁴⁶, R. Balasubramanian ¹¹³, E.M. Baldin ³⁷, P. Balek ¹³², E. Ballabene ^{70a,70b}, F. Balli ¹³⁴, L.M. Baltes ^{63a}, W.K. Balunas ³², J. Balz ⁹⁹, E. Banas ⁸⁵, M. Bandieramonte ¹²⁸, A. Bandyopadhyay ²⁴, S. Bansal ²⁴, L. Barak ¹⁵⁰, E.L. Barberio ¹⁰⁴, D. Barberis ^{57b,57a}, M. Barbero ¹⁰¹, G. Barbour ⁹⁵, K.N. Barends ^{33a}, T. Barillari ¹⁰⁹, M-S. Barisits ³⁶, T. Barklow ¹⁴², R.M. Barnett ^{17a}, P. Baron ¹²¹, D.A. Baron Moreno ¹⁰⁰, A. Baroncelli ^{62a}, G. Barone ²⁹, A.J. Barr ¹²⁵, L. Barranco Navarro ^{47a,47b}, F. Barreiro ⁹⁸, J. Barreiro Guimarães da Costa ^{14a}, U. Barron ¹⁵⁰, M.G. Barros Teixeira ^{129a}, S. Barsov ³⁷, F. Bartels ^{63a}, R. Bartoldus ¹⁴², A.E. Barton ⁹⁰, P. Bartos ^{28a}, A. Basalae ⁴⁸, A. Basan ⁹⁹, M. Baselga ⁴⁹, I. Bashta ^{76a,76b}, A. Bassalat ^{66,b}, M.J. Basso ¹⁵⁴, C.R. Basson ¹⁰⁰, R.L. Bates ⁵⁹, S. Batlamous ^{35e}, J.R. Batley ³², B. Batool ¹⁴⁰, M. Battaglia ¹³⁵, D. Battulga ¹⁸, M. Bauce ^{74a,74b}, P. Bauer ²⁴, A. Bayirli ^{21a}, J.B. Beacham ⁵¹, T. Beau ¹²⁶, P.H. Beauchemin ¹⁵⁷, F. Becherer ⁵⁴, P. Bechtel ²⁴, H.P. Beck ^{19,s}, K. Becker ¹⁶⁶, A.J. Beddall ^{21d}, V.A. Bednyakov ³⁸, C.P. Bee ¹⁴⁴, L.J. Beemster ¹⁵, T.A. Beermann ³⁶, M. Begalli ^{81d}, M. Begel ²⁹, A. Behera ¹⁴⁴, J.K. Behr ⁴⁸, C. Beirao Da Cruz E Silva ³⁶, J.F. Beirer ^{55,36}, F. Beisiegel ²⁴, M. Belfkir ¹⁵⁸, G. Bella ¹⁵⁰, L. Bellagamba ^{23b}, A. Bellerive ³⁴, P. Bellos ²⁰, K. Beloborodov ³⁷, K. Belotskiy ³⁷, N.L. Belyaev ³⁷, D. Benckekroun ^{35a}, F. Bendebba ^{35a}, Y. Benhammou ¹⁵⁰, D.P. Benjamin ²⁹,

M. Benoit ²⁹, J.R. Bensinger ²⁶, S. Bentvelsen ¹¹³, L. Beresford ³⁶, M. Beretta ⁵³,
E. Bergeaas Kuutmann ¹⁶⁰, N. Berger ⁴, B. Bergmann ¹³¹, J. Beringer ^{17a}, S. Berlendis ⁷,
G. Bernardi ⁵, C. Bernius ¹⁴², F.U. Bernlochner ²⁴, T. Berry ⁹⁴, P. Berta ¹³², A. Berthold ⁵⁰,
I.A. Bertram ⁹⁰, S. Bethke ¹⁰⁹, A. Betti ^{74a,74b}, A.J. Bevan ⁹³, M. Bhamjee ^{33c}, S. Bhatta ¹⁴⁴,
D.S. Bhattacharya ¹⁶⁵, P. Bhattarai ²⁶, V.S. Bhopatkar ¹²⁰, R. Bi ^{29,an}, R.M. Bianchi ¹²⁸,
O. Biebel ¹⁰⁸, R. Bielski ¹²², M. Biglietti ^{76a}, T.R.V. Billoud ¹³¹, M. Bindi ⁵⁵, A. Bingul ^{21b},
C. Bini ^{74a,74b}, A. Biondini ⁹¹, C.J. Birch-sykes ¹⁰⁰, G.A. Bird ^{20,133}, M. Birman ¹⁶⁸,
T. Bisanz ³⁶, E. Bisceglie ^{43b,43a}, D. Biswas ^{169,m}, A. Bitadze ¹⁰⁰, K. Bjørke ¹²⁴, I. Bloch ⁴⁸,
C. Blocker ²⁶, A. Blue ⁵⁹, U. Blumenschein ⁹³, J. Blumenthal ⁹⁹, G.J. Bobbink ¹¹³,
V.S. Bobrovnikov ³⁷, M. Boehler ⁵⁴, D. Bogavac ³⁶, A.G. Bogdanchikov ³⁷, C. Bohm ^{47a},
V. Boisvert ⁹⁴, P. Bokan ⁴⁸, T. Bold ^{84a}, M. Bomben ⁵, M. Bona ⁹³, M. Boonekamp ¹³⁴,
C.D. Booth ⁹⁴, A.G. Borbély ⁵⁹, H.M. Borecka-Bielska ¹⁰⁷, L.S. Borgna ⁹⁵, G. Borissov ⁹⁰,
D. Bortoletto ¹²⁵, D. Boscherini ^{23b}, M. Bosman ¹³, J.D. Bossio Sola ³⁶, K. Bouaouda ^{35a},
N. Bouchhar ¹⁶², J. Boudreau ¹²⁸, E.V. Bouhova-Thacker ⁹⁰, D. Boumediene ⁴⁰, R. Bouquet ⁵,
A. Boveia ¹¹⁸, J. Boyd ³⁶, D. Boye ²⁹, I.R. Boyko ³⁸, J. Bracinik ²⁰, N. Brahimi ^{62d},
G. Brandt ¹⁷⁰, O. Brandt ³², F. Braren ⁴⁸, B. Brau ¹⁰², J.E. Brau ¹²², K. Brendlinger ⁴⁸,
R. Brenner ¹⁶⁸, L. Brenner ¹¹³, R. Brenner ¹⁶⁰, S. Bressler ¹⁶⁸, D. Britton ⁵⁹, D. Britzger ¹⁰⁹,
I. Brock ²⁴, G. Brooijmans ⁴¹, W.K. Brooks ^{136f}, E. Brost ²⁹, T.L. Bruckler ¹²⁵,
P.A. Bruckman de Renstrom ⁸⁵, B. Brüers ⁴⁸, D. Bruncko ^{28b,*}, A. Bruni ^{23b}, G. Bruni ^{23b},
M. Bruschi ^{23b}, N. Bruscinò ^{74a,74b}, T. Buanes ¹⁶, Q. Buat ¹³⁷, P. Buchholz ¹⁴⁰,
A.G. Buckley ⁵⁹, I.A. Budagov ^{38,*}, M.K. Bugge ¹²⁴, O. Bulekov ³⁷, B.A. Bullard ¹⁴²,
S. Burdin ⁹¹, C.D. Burgard ⁴⁹, A.M. Burger ⁴⁰, B. Burghgrave ⁸, J.T.P. Burr ³², C.D. Burton ¹¹,
J.C. Burzynski ¹⁴¹, E.L. Busch ⁴¹, V. Büscher ⁹⁹, P.J. Bussey ⁵⁹, J.M. Butler ²⁵, C.M. Buttar ⁵⁹,
J.M. Butterworth ⁹⁵, W. Buttinger ¹³³, C.J. Buxo Vazquez ¹⁰⁶, A.R. Buzykaev ³⁷, G. Cabras ^{23b},
S. Cabrera Urbán ¹⁶², D. Caforio ⁵⁸, H. Cai ¹²⁸, Y. Cai ^{14a,14d}, V.M.M. Cairo ³⁶, O. Cakir ^{3a},
N. Calace ³⁶, P. Calafiura ^{17a}, G. Calderini ¹²⁶, P. Calfayan ⁶⁷, G. Callea ⁵⁹, L.P. Caloba ^{81b},
D. Calvet ⁴⁰, S. Calvet ⁴⁰, T.P. Calvet ¹⁰¹, M. Calvetti ^{73a,73b}, R. Camacho Toro ¹²⁶,
S. Camarda ³⁶, D. Camarero Munoz ²⁶, P. Camarri ^{75a,75b}, M.T. Camerlingo ^{71a,71b},
D. Cameron ¹²⁴, C. Camincher ¹⁶⁴, M. Campanelli ⁹⁵, A. Camplani ⁴², V. Canale ^{71a,71b},
A. Canesse ¹⁰³, M. Cano Bret ⁷⁹, J. Cantero ¹⁶², Y. Cao ¹⁶¹, F. Capocasa ²⁶, M. Capua ^{43b,43a},
A. Carbone ^{70a,70b}, R. Cardarelli ^{75a}, J.C.J. Cardenas ⁸, F. Cardillo ¹⁶², T. Carli ³⁶,
G. Carlino ^{71a}, J.I. Carlotto ¹³, B.T. Carlson ^{128,u}, E.M. Carlson ^{164,155a}, L. Carminati ^{70a,70b},
M. Carnesale ^{74a,74b}, S. Caron ¹¹², E. Carquin ^{136f}, S. Carrá ^{70a,70b}, G. Carratta ^{23b,23a},
F. Carrio Argos ^{33g}, J.W.S. Carter ¹⁵⁴, T.M. Carter ⁵², M.P. Casado ^{13j}, A.F. Casha ¹⁵⁴,
E.G. Castiglia ¹⁷¹, F.L. Castillo ^{63a}, L. Castillo Garcia ¹³, V. Castillo Gimenez ¹⁶²,
N.F. Castro ^{129a,129e}, A. Catinaccio ³⁶, J.R. Catmore ¹²⁴, V. Cavaliere ²⁹, N. Cavalli ^{23b,23a},
V. Cavasinni ^{73a,73b}, E. Celebi ^{21a}, F. Celli ¹²⁵, M.S. Centonze ^{69a,69b}, K. Cerny ¹²¹,
A.S. Cerqueira ^{81a}, A. Cerri ¹⁴⁵, L. Cerrito ^{75a,75b}, F. Cerutti ^{17a}, A. Cervelli ^{23b}, S.A. Cetin ^{21d},
Z. Chadi ^{35a}, D. Chakraborty ¹¹⁴, M. Chala ^{129f}, J. Chan ¹⁶⁹, W.Y. Chan ¹⁵², J.D. Chapman ³²,
B. Chargeishvili ^{148b}, D.G. Charlton ²⁰, T.P. Charman ⁹³, M. Chatterjee ¹⁹, S. Chekanov ⁶,
S.V. Chekulaev ^{155a}, G.A. Chelkov ^{38,a}, A. Chen ¹⁰⁵, B. Chen ¹⁵⁰, B. Chen ¹⁶⁴, H. Chen ^{14c},
H. Chen ²⁹, J. Chen ^{62c}, J. Chen ¹⁴¹, S. Chen ¹⁵², S.J. Chen ^{14c}, X. Chen ^{62c}, X. Chen ^{14b,aj},
Y. Chen ^{62a}, C.L. Cheng ¹⁶⁹, H.C. Cheng ^{64a}, S. Cheong ¹⁴², A. Cheplakov ³⁸,
E. Cheremushkina ⁴⁸, E. Cherepanova ¹¹³, R. Cherkaoui El Moursli ^{35e}, E. Cheu ⁷, K. Cheung ⁶⁵,
L. Chevalier ¹³⁴, V. Chiarella ⁵³, G. Chiarelli ^{73a}, N. Chiedde ¹⁰¹, G. Chiodini ^{69a},
A.S. Chisholm ²⁰, A. Chitan ^{27b}, M. Chitishvili ¹⁶², Y.H. Chiu ¹⁶⁴, M.V. Chizhov ³⁸, K. Choi ¹¹,
A.R. Chomont ^{74a,74b}, Y. Chou ¹⁰², E.Y.S. Chow ¹¹³, T. Chowdhury ^{33g}, L.D. Christopher ^{33g},

K.L. Chu^{64a}, M.C. Chu^{64a}, X. Chu^{14a,14d}, J. Chudoba¹³⁰, J.J. Chwastowski⁸⁵, D. Cieri¹⁰⁹,
 K.M. Ciesla^{84a}, V. Cindro⁹², A. Ciocio^{17a}, F. Cirotto^{71a,71b}, Z.H. Citron^{168,n}, M. Citterio^{70a},
 D.A. Ciubotaru^{27b}, B.M. Ciungu¹⁵⁴, A. Clark⁵⁶, P.J. Clark⁵², J.M. Clavijo Columbie⁴⁸,
 S.E. Clawson¹⁰⁰, C. Clement^{47a,47b}, J. Clercx⁴⁸, L. Clissa^{23b,23a}, Y. Coadou¹⁰¹,
 M. Cobal^{68a,68c}, A. Cocco^{57b}, R.F. Coelho Barrue^{129a}, R. Coelho Lopes De Sa¹⁰²,
 S. Coelli^{70a}, H. Cohen¹⁵⁰, A.E.C. Coimbra^{70a,70b}, B. Cole⁴¹, J. Collot⁶⁰,
 P. Conde Muiño^{129a,129g}, M.P. Connell^{33c}, S.H. Connell^{33c}, I.A. Connelly⁵⁹, E.I. Conroy¹²⁵,
 F. Conventi^{71a,al}, H.G. Cooke²⁰, A.M. Cooper-Sarkar¹²⁵, F. Cormier¹⁶³, L.D. Corpe³⁶,
 M. Corradi^{74a,74b}, E.E. Corrigan⁹⁷, F. Corriveau^{103,aa}, A. Cortes-Gonzalez¹⁸, M.J. Costa¹⁶²,
 F. Costanza⁴, D. Costanzo¹³⁸, B.M. Cote¹¹⁸, G. Cowan⁹⁴, J.W. Cowley³², K. Cranmer¹¹⁶,
 S. Crépe-Renaudin⁶⁰, F. Crescioli¹²⁶, M. Cristinziani¹⁴⁰, M. Cristoforetti^{77a,77b,d}, V. Croft¹⁵⁷,
 G. Crosetti^{43b,43a}, A. Cueto³⁶, T. Cuhadar Donszelmann¹⁵⁹, H. Cui^{14a,14d}, Z. Cui⁷,
 W.R. Cunningham⁵⁹, F. Curcio^{43b,43a}, P. Czodrowski³⁶, M.M. Czurylo^{63b},
 M.J. Da Cunha Sargedas De Sousa^{62a}, J.V. Da Fonseca Pinto^{81b}, C. Da Via¹⁰⁰, W. Dabrowski^{84a},
 T. Dado⁴⁹, S. Dahbi^{33g}, T. Dai¹⁰⁵, C. Dallapiccola¹⁰², M. Dam⁴², G. D'amen²⁹,
 V. D'Amico¹⁰⁸, J. Damp⁹⁹, J.R. Dandoy¹²⁷, M.F. Daneri³⁰, M. Danninger¹⁴¹, V. Dao³⁶,
 G. Darbo^{57b}, S. Darmora⁶, S.J. Das^{29,an}, S. D'Auria^{70a,70b}, C. David^{155b}, T. Davidek¹³²,
 D.R. Davis⁵¹, B. Davis-Purcell³⁴, I. Dawson⁹³, K. De⁸, R. De Asmundis^{71a},
 M. De Beurs¹¹³, N. De Biase⁴⁸, S. De Castro^{23b,23a}, N. De Groot¹¹², P. de Jong¹¹³,
 H. De la Torre¹⁰⁶, A. De Maria^{14c}, A. De Salvo^{74a}, U. De Sanctis^{75a,75b}, A. De Santo¹⁴⁵,
 J.B. De Vivie De Regie⁶⁰, D.V. Dedovich³⁸, J. Degens¹¹³, A.M. Deiana⁴⁴, F. Del Corso^{23b,23a},
 J. Del Peso⁹⁸, F. Del Rio^{63a}, F. Deliot¹³⁴, C.M. Delitzsch⁴⁹, M. Della Pietra^{71a,71b},
 D. Della Volpe⁵⁶, A. Dell'Acqua³⁶, L. Dell'Asta^{70a,70b}, M. Delmastro⁴, P.A. Delsart⁶⁰,
 S. Demers¹⁷¹, M. Demichev³⁸, S.P. Denisov³⁷, L. D'Eramo¹¹⁴, D. Derendarz⁸⁵,
 F. Derue¹²⁶, P. Dervan⁹¹, K. Desch²⁴, K. Dette¹⁵⁴, C. Deutsch²⁴, F.A. Di Bello^{57b,57a},
 A. Di Ciaccio^{75a,75b}, L. Di Ciaccio⁴, A. Di Domenico^{74a,74b}, C. Di Donato^{71a,71b},
 A. Di Girolamo³⁶, G. Di Gregorio⁵, A. Di Luca^{77a,77b}, B. Di Micco^{76a,76b}, R. Di Nardo^{76a,76b},
 C. Diaconu¹⁰¹, F.A. Dias¹¹³, T. Dias Do Vale¹⁴¹, M.A. Diaz^{136a,136b}, F.G. Diaz Capriles²⁴,
 M. Didenko¹⁶², E.B. Diehl¹⁰⁵, L. Diehl⁵⁴, S. Díez Cornell⁴⁸, C. Díez Pardos¹⁴⁰,
 C. Dimitriadi^{24,160}, A. Dimitrievska^{17a}, J. Dingfelder²⁴, I-M. Dinu^{27b}, S.J. Dittmeier^{63b},
 F. Dittus³⁶, F. Djama¹⁰¹, T. Djobava^{148b}, J.I. Djuvsland¹⁶, C. Doglioni^{100,97}, J. Dolejsi¹³²,
 Z. Dolezal¹³², M. Donadelli^{81c}, B. Dong¹⁰⁶, J. Donini⁴⁰, A. D'Onofrio^{76a,76b},
 M. D'Onofrio⁹¹, J. Dopke¹³³, A. Doria^{71a}, M.T. Dova⁸⁹, A.T. Doyle⁵⁹, M.A. Draguet¹²⁵,
 E. Drechsler¹⁴¹, E. Dreyer¹⁶⁸, I. Drivas-koulouris¹⁰, A.S. Drobac¹⁵⁷, M. Drozdova⁵⁶,
 D. Du^{62a}, T.A. du Pree¹¹³, F. Dubinin³⁷, M. Dubovsky^{28a}, E. Duchovni¹⁶⁸, G. Duckeck¹⁰⁸,
 O.A. Ducu^{27b}, D. Duda¹⁰⁹, A. Dudarev³⁶, M. D'uffizi¹⁰⁰, L. Dufлот⁶⁶, M. Dührssen³⁶,
 C. Dülsen¹⁷⁰, A.E. Dumitriu^{27b}, M. Dunford^{63a}, S. Dungs⁴⁹, K. Dunne^{47a,47b},
 A. Duperrin¹⁰¹, H. Duran Yildiz^{3a}, M. Düren⁵⁸, A. Durglishvili^{148b}, B.L. Dwyer¹¹⁴,
 G.I. Dyckes^{17a}, M. Dyndal^{84a}, S. Dysch¹⁰⁰, B.S. Dziedzic⁸⁵, Z.O. Earnshaw¹⁴⁵,
 B. Eckerova^{28a}, S. Eggebrecht⁵⁵, M.G. Eggleston⁵¹, E. Egidio Purcino De Souza^{81b},
 L.F. Ehrke⁵⁶, G. Eigen¹⁶, K. Einsweiler^{17a}, T. Ekelof¹⁶⁰, P.A. Ekman⁹⁷, Y. El Ghazali^{35b},
 H. El Jarrari^{35e,147}, A. El Moussaouy^{35a}, V. Ellajosyula¹⁶⁰, M. Ellert¹⁶⁰, F. Ellinghaus¹⁷⁰,
 A.A. Elliot⁹³, N. Ellis³⁶, J. Elmsheuser²⁹, M. Elsing³⁶, D. Emelianov¹³³, A. Emerman⁴¹,
 Y. Enari¹⁵², I. Ene^{17a}, S. Epari¹³, J. Erdmann^{49,ah}, A. Ereditato¹⁹, P.A. Erland⁸⁵,
 M. Errenst¹⁷⁰, M. Escalier⁶⁶, C. Escobar¹⁶², E. Etzion¹⁵⁰, G. Evans^{129a}, H. Evans⁶⁷,
 M.O. Evans¹⁴⁵, A. Ezhilov³⁷, S. Ezzarqtouni^{35a}, F. Fabbri⁵⁹, L. Fabbri^{23b,23a}, G. Facini⁹⁵,
 V. Fadeyev¹³⁵, R.M. Fakhruddinov³⁷, S. Falciano^{74a}, P.J. Falke²⁴, S. Falke³⁶, J. Faltova¹³²,

Y. Fan [ID14a](#), Y. Fang [ID14a,14d](#), G. Fanourakis [ID46](#), M. Fanti [ID70a,70b](#), M. Faraj [ID68a,68b](#), Z. Farazpay [ID96](#),
 A. Farbin [ID8](#), A. Farilla [ID76a](#), T. Faroouque [ID106](#), S.M. Farrington [ID52](#), F. Fassi [ID35e](#), D. Fassouliotis [ID9](#),
 M. Faucci Giannelli [ID75a,75b](#), W.J. Fawcett [ID32](#), L. Fayard [ID66](#), P. Federicova [ID130](#), O.L. Fedin [ID37,a](#),
 G. Fedotov [ID37](#), M. Feickert [ID169](#), L. Feligioni [ID101](#), A. Fell [ID138](#), D.E. Fellers [ID122](#), C. Feng [ID62b](#),
 M. Feng [ID14b](#), Z. Feng [ID113](#), M.J. Fenton [ID159](#), A.B. Fenyuk [ID37](#), L. Ferencz [ID48](#), J. Ferrando [ID48](#),
 A. Ferrari [ID160](#), P. Ferrari [ID113,112](#), R. Ferrari [ID72a](#), D. Ferrere [ID56](#), C. Ferretti [ID105](#), F. Fiedler [ID99](#),
 A. Filipčič [ID92](#), E.K. Filmer [ID1](#), F. Filthaut [ID112](#), M.C.N. Fiolhais [ID129a,129c,c](#), L. Fiorini [ID162](#),
 F. Fischer [ID140](#), W.C. Fisher [ID106](#), T. Fitschen [ID100](#), I. Fleck [ID140](#), P. Fleischmann [ID105](#), T. Flick [ID170](#),
 L. Flores [ID127](#), M. Flores [ID33d,ag](#), L.R. Flores Castillo [ID64a](#), F.M. Follega [ID77a,77b](#), N. Fomin [ID16](#),
 J.H. Foo [ID154](#), B.C. Forland [ID67](#), A. Formica [ID134](#), A.C. Forti [ID100](#), E. Fortin [ID101](#), A.W. Fortman [ID61](#),
 M.G. Foti [ID17a](#), L. Fountas [ID9,k](#), D. Fournier [ID66](#), H. Fox [ID90](#), P. Francavilla [ID73a,73b](#), S. Francescato [ID61](#),
 S. Franchellucci [ID56](#), M. Franchini [ID23b,23a](#), S. Franchino [ID63a](#), D. Francis [ID36](#), L. Franco [ID112](#),
 L. Franconi [ID19](#), M. Franklin [ID61](#), G. Frattari [ID26](#), A.C. Freegard [ID93](#), P.M. Freeman [ID20](#), W.S. Freund [ID81b](#),
 N. Fritzsche [ID50](#), A. Froch [ID54](#), D. Froidevaux [ID36](#), J.A. Frost [ID125](#), Y. Fu [ID62a](#), M. Fujimoto [ID117](#),
 E. Fullana Torregrosa [ID162,*](#), J. Fuster [ID162](#), A. Gabrielli [ID23b,23a](#), A. Gabrielli [ID154](#), P. Gadow [ID48](#),
 G. Gagliardi [ID57b,57a](#), L.G. Gagnon [ID17a](#), G.E. Gallardo [ID125](#), E.J. Gallas [ID125](#), B.J. Gallop [ID133](#),
 R. Gamboa Goni [ID93](#), K.K. Gan [ID118](#), S. Ganguly [ID152](#), J. Gao [ID62a](#), Y. Gao [ID52](#),
 F.M. Garay Walls [ID136a,136b](#), B. Garcia [ID29,an](#), C. García [ID162](#), J.E. García Navarro [ID162](#),
 M. Garcia-Sciveres [ID17a](#), R.W. Gardner [ID39](#), D. Garg [ID79](#), R.B. Garg [ID142,r](#), C.A. Garner [ID154](#),
 V. Garonne [ID29](#), S.J. Gasiorowski [ID137](#), P. Gaspar [ID81b](#), G. Gaudio [ID72a](#), V. Gautam [ID13](#), P. Gauzzi [ID74a,74b](#),
 I.L. Gavrilenko [ID37](#), A. Gavriyuk [ID37](#), C. Gay [ID163](#), G. Gaycken [ID48](#), E.N. Gazis [ID10](#),
 A.A. Geanta [ID27b,27e](#), C.M. Gee [ID135](#), J. Geisen [ID97](#), C. Gemme [ID57b](#), M.H. Genest [ID60](#),
 S. Gentile [ID74a,74b](#), S. George [ID94](#), W.F. George [ID20](#), T. Geralis [ID46](#), L.O. Gerlach [ID55](#),
 P. Gessinger-Befurt [ID36](#), M. Ghasemi Bostanabad [ID164](#), M. Ghneimat [ID140](#), K. Ghorbanian [ID93](#),
 A. Ghosal [ID140](#), A. Ghosh [ID159](#), A. Ghosh [ID7](#), B. Giacobbe [ID23b](#), S. Giagu [ID74a,74b](#), P. Giannetti [ID73a](#),
 A. Giannini [ID62a](#), S.M. Gibson [ID94](#), M. Gignac [ID135](#), D.T. Gil [ID84b](#), A.K. Gilbert [ID84a](#), B.J. Gilbert [ID41](#),
 D. Gillberg [ID34](#), G. Gilles [ID113](#), N.E.K. Gillwald [ID48](#), L. Ginabat [ID126](#), D.M. Gingrich [ID2,ak](#),
 M.P. Giordani [ID68a,68c](#), P.F. Giraud [ID134](#), G. Giugliarelli [ID68a,68c](#), D. Giugni [ID70a](#), F. Giuli [ID36](#),
 I. Gkialas [ID9,k](#), L.K. Gladilin [ID37](#), C. Glasman [ID98](#), G.R. Gledhill [ID122](#), M. Glisic [ID122](#), I. Gnesi [ID43b,g](#),
 Y. Go [ID29,an](#), M. Goblirsch-Kolb [ID26](#), B. Gocke [ID49](#), D. Godin [ID107](#), B. Gokturk [ID21a](#), S. Goldfarb [ID104](#),
 T. Golling [ID56](#), M.G.D. Gololo [ID33g](#), D. Golubkov [ID37](#), J.P. Gombas [ID106](#), A. Gomes [ID129a,129b](#),
 G. Gomes Da Silva [ID140](#), A.J. Gomez Delegido [ID162](#), R. Goncalves Gama [ID55](#), R. Gonçalves [ID129a,129c](#),
 G. Gonella [ID122](#), L. Gonella [ID20](#), A. Gongadze [ID38](#), F. Gonnella [ID20](#), J.L. Gonski [ID41](#),
 R.Y. González Andana [ID52](#), S. González de la Hoz [ID162](#), S. Gonzalez Fernandez [ID13](#),
 R. Gonzalez Lopez [ID91](#), C. Gonzalez Renteria [ID17a](#), R. Gonzalez Suarez [ID160](#), S. Gonzalez-Sevilla [ID56](#),
 G.R. Gonzalvo Rodriguez [ID162](#), L. Goossens [ID36](#), N.A. Gorasia [ID20](#), P.A. Gorbounov [ID37](#), B. Gorini [ID36](#),
 E. Gorini [ID69a,69b](#), A. Gorišek [ID92](#), A.T. Goshaw [ID51](#), M.I. Gostkin [ID38](#), C.A. Gottardo [ID36](#),
 M. Goughri [ID35b](#), V. Goumarre [ID48](#), A.G. Goussiou [ID137](#), N. Govender [ID33c](#), C. Goy [ID4](#),
 I. Grabowska-Bold [ID84a](#), K. Graham [ID34](#), E. Gramstad [ID124](#), S. Grancagnolo [ID18](#), M. Grandi [ID145](#),
 V. Gratchev [ID37,*](#), P.M. Gravila [ID27f](#), F.G. Gravili [ID69a,69b](#), H.M. Gray [ID17a](#), M. Greco [ID69a,69b](#),
 C. Grefe [ID24](#), I.M. Gregor [ID48](#), P. Grenier [ID142](#), C. Grieco [ID13](#), A.A. Grillo [ID135](#), K. Grimm [ID31,o](#),
 S. Grinstein [ID13,w](#), J.-F. Grivaz [ID66](#), E. Gross [ID168](#), J. Grosse-Knetter [ID55](#), C. Grud [ID105](#), A. Grummer [ID111](#),
 J.C. Grundy [ID125](#), L. Guan [ID105](#), W. Guan [ID169](#), C. Gubbels [ID163](#), J.G.R. Guerrero Rojas [ID162](#),
 G. Guerrieri [ID68a,68b](#), F. Guescini [ID109](#), R. Gugel [ID99](#), J.A.M. Guhit [ID105](#), A. Guida [ID48](#), T. Guillemain [ID4](#),
 E. Guilloton [ID166,133](#), S. Guindon [ID36](#), F. Guo [ID14a,14d](#), J. Guo [ID62c](#), L. Guo [ID66](#), Y. Guo [ID105](#),
 R. Gupta [ID48](#), S. Gurbuz [ID24](#), S.S. Gurdasani [ID54](#), G. Gustavino [ID36](#), M. Guth [ID56](#), P. Gutierrez [ID119](#),
 L.F. Gutierrez Zagazeta [ID127](#), C. Gutschow [ID95](#), C. Guyot [ID134](#), C. Gwenlan [ID125](#), C.B. Gwilliam [ID91](#),

E.S. Haaland ¹²⁴, A. Haas ¹¹⁶, M. Habedank ⁴⁸, C. Haber ^{17a}, H.K. Hadavand ⁸, A. Hadeif ⁹⁹,
 S. Hadzic ¹⁰⁹, E.H. Haines ⁹⁵, M. Haleem ¹⁶⁵, J. Haley ¹²⁰, J.J. Hall ¹³⁸, G.D. Hallowell ¹⁰¹,
 L. Halser ¹⁹, K. Hamano ¹⁶⁴, H. Hamdaoui ^{35e}, M. Hamer ²⁴, G.N. Hamity ⁵², J. Han ^{62b},
 K. Han ^{62a}, L. Han ^{14c}, L. Han ^{62a}, S. Han ^{17a}, Y.F. Han ¹⁵⁴, K. Hanagaki ⁸², M. Hance ¹³⁵,
 D.A. Hangal ^{41,af}, H. Hanif ¹⁴¹, M.D. Hank ³⁹, R. Hankache ¹⁰⁰, J.B. Hansen ⁴²,
 J.D. Hansen ⁴², P.H. Hansen ⁴², K. Hara ¹⁵⁶, D. Harada ⁵⁶, T. Harenberg ¹⁷⁰, S. Harkusha ³⁷,
 Y.T. Harris ¹²⁵, N.M. Harrison ¹¹⁸, P.F. Harrison ¹⁶⁶, N.M. Hartman ¹⁴², N.M. Hartmann ¹⁰⁸,
 Y. Hasegawa ¹³⁹, A. Hasib ⁵², S. Haug ¹⁹, R. Hauser ¹⁰⁶, M. Havranek ¹³¹, C.M. Hawkes ²⁰,
 R.J. Hawkings ³⁶, S. Hayashida ¹¹⁰, D. Hayden ¹⁰⁶, C. Hayes ¹⁰⁵, R.L. Hayes ¹⁶³, C.P. Hays ¹²⁵,
 J.M. Hays ⁹³, H.S. Hayward ⁹¹, F. He ^{62a}, Y. He ¹⁵³, Y. He ¹²⁶, M.P. Heath ⁵², V. Hedberg ⁹⁷,
 A.L. Heggelund ¹²⁴, N.D. Hehir ⁹³, C. Heidegger ⁵⁴, K.K. Heidegger ⁵⁴, W.D. Heidorn ⁸⁰,
 J. Heilmann ³⁴, S. Heim ⁴⁸, T. Heim ^{17a}, J.G. Heinlein ¹²⁷, J.J. Heinrich ¹²², L. Heinrich ^{109,ai},
 J. Hejbal ¹³⁰, L. Helary ⁴⁸, A. Held ¹⁶⁹, S. Hellesund ¹²⁴, C.M. Helling ¹⁶³, S. Hellman ^{47a,47b},
 C. Helsens ³⁶, R.C.W. Henderson ⁹⁰, L. Henkelmann ³², A.M. Henriques Correia ³⁶, H. Herde ⁹⁷,
 Y. Hernández Jiménez ¹⁴⁴, L.M. Herrmann ²⁴, M.G. Herrmann ¹⁰⁸, T. Herrmann ⁵⁰, G. Herten ⁵⁴,
 R. Hertenberger ¹⁰⁸, L. Hervás ³⁶, N.P. Hesse ^{155a}, H. Hibi ⁸³, E. Higón-Rodríguez ¹⁶²,
 S.J. Hillier ²⁰, I. Hinchliffe ^{17a}, F. Hinterkeuser ²⁴, M. Hirose ¹²³, S. Hirose ¹⁵⁶,
 D. Hirschbuehl ¹⁷⁰, T.G. Hitchings ¹⁰⁰, B. Hiti ⁹², J. Hobbs ¹⁴⁴, R. Hobincu ^{27e}, N. Hod ¹⁶⁸,
 M.C. Hodgkinson ¹³⁸, B.H. Hodgkinson ³², A. Hoecker ³⁶, J. Hofer ⁴⁸, D. Hohn ⁵⁴, T. Holm ²⁴,
 M. Holzbock ¹⁰⁹, L.B.A.H. Hommels ³², B.P. Honan ¹⁰⁰, J. Hong ^{62c}, T.M. Hong ¹²⁸,
 J.C. Honig ⁵⁴, A. Hönle ¹⁰⁹, B.H. Hooberman ¹⁶¹, W.H. Hopkins ⁶, Y. Horii ¹¹⁰, S. Hou ¹⁴⁷,
 A.S. Howard ⁹², J. Howarth ⁵⁹, J. Hoya ⁶, M. Hrabovsky ¹²¹, A. Hrynevich ⁴⁸, T. Hryn'ova ⁴,
 P.J. Hsu ⁶⁵, S.-C. Hsu ¹³⁷, Q. Hu ⁴¹, Y.F. Hu ^{14a,14d,am}, D.P. Huang ⁹⁵, S. Huang ^{64b},
 X. Huang ^{14c}, Y. Huang ^{62a}, Y. Huang ^{14a}, Z. Huang ¹⁰⁰, Z. Hubacek ¹³¹, M. Huebner ²⁴,
 F. Huegging ²⁴, T.B. Huffman ¹²⁵, M. Huhtinen ³⁶, S.K. Huiberts ¹⁶, R. Hulsken ¹⁰³,
 N. Huseynov ^{12,a}, J. Huston ¹⁰⁶, J. Huth ⁶¹, R. Hyneman ¹⁴², S. Hyrych ^{28a}, G. Iacobucci ⁵⁶,
 G. Iakovidis ²⁹, I. Ibragimov ¹⁴⁰, L. Iconomidou-Fayard ⁶⁶, P. Iengo ^{71a,71b}, R. Iguchi ¹⁵²,
 T. Iizawa ⁵⁶, Y. Ikegami ⁸², A. Ilg ¹⁹, N. Ilic ¹⁵⁴, H. Imam ^{35a}, T. Ingebretsen Carlson ^{47a,47b},
 G. Introzzi ^{72a,72b}, M. Iodice ^{76a}, V. Ippolito ^{74a,74b}, M. Ishino ¹⁵², W. Islam ¹⁶⁹, C. Issever ^{18,48},
 S. Istin ^{21a,ap}, H. Ito ¹⁶⁷, J.M. Iturbe Ponce ^{64a}, R. Iuppa ^{77a,77b}, A. Ivina ¹⁶⁸, J.M. Izen ⁴⁵,
 V. Izzo ^{71a}, P. Jacka ^{130,131}, P. Jackson ¹, R.M. Jacobs ⁴⁸, B.P. Jaeger ¹⁴¹, C.S. Jagfeld ¹⁰⁸,
 G. Jäkel ¹⁷⁰, K. Jakobs ⁵⁴, T. Jakoubek ¹⁶⁸, J. Jamieson ⁵⁹, K.W. Janas ^{84a}, G. Jarlskog ⁹⁷,
 A.E. Jaspan ⁹¹, M. Javurkova ¹⁰², F. Jeanneau ¹³⁴, L. Jeanty ¹²², J. Jejelava ^{148a,ad}, P. Jenni ^{54,h},
 C.E. Jessiman ³⁴, S. Jézéquel ⁴, J. Jia ¹⁴⁴, X. Jia ⁶¹, X. Jia ^{14a,14d}, Z. Jia ^{14c}, Y. Jiang ^{62a},
 S. Jiggins ⁵², J. Jimenez Pena ¹⁰⁹, S. Jin ^{14c}, A. Jinaru ^{27b}, O. Jinnouchi ¹⁵³, P. Johansson ¹³⁸,
 K.A. Johns ⁷, J.W. Johnson ¹³⁵, D.M. Jones ³², E. Jones ¹⁶⁶, P. Jones ³², R.W.L. Jones ⁹⁰,
 T.J. Jones ⁹¹, R. Joshi ¹¹⁸, J. Jovicevic ¹⁵, X. Ju ^{17a}, J.J. Junggeburth ³⁶, T. Junkermann ^{63a},
 A. Juste Rozas ^{13,w}, S. Kabana ^{136e}, A. Kaczmarzka ⁸⁵, M. Kado ^{74a,74b}, H. Kagan ¹¹⁸,
 M. Kagan ¹⁴², A. Kahn ⁴¹, A. Kahn ¹²⁷, C. Kahra ⁹⁹, T. Kaji ¹⁶⁷, E. Kajomovitz ¹⁴⁹,
 N. Kakati ¹⁶⁸, C.W. Kalderon ²⁹, A. Kamenshchikov ¹⁵⁴, S. Kanayama ¹⁵³, N.J. Kang ¹³⁵,
 D. Kar ^{33g}, K. Karava ¹²⁵, M.J. Kareem ^{155b}, E. Karentzos ⁵⁴, I. Karkanas ^{151,f},
 S.N. Karpov ³⁸, Z.M. Karpova ³⁸, V. Kartvelishvili ⁹⁰, A.N. Karyukhin ³⁷, E. Kasimi ^{151,f},
 C. Kato ^{62d}, J. Katzy ⁴⁸, S. Kaur ³⁴, K. Kawade ¹³⁹, K. Kawagoe ⁸⁸, T. Kawamoto ¹³⁴,
 G. Kawamura ⁵⁵, E.F. Kay ¹⁶⁴, F.I. Kaya ¹⁵⁷, S. Kazakos ¹³, V.F. Kazanin ³⁷, Y. Ke ¹⁴⁴,
 J.M. Keaveney ^{33a}, R. Keeler ¹⁶⁴, G.V. Kehris ⁶¹, J.S. Keller ³⁴, A.S. Kelly ⁹⁵, D. Kelsey ¹⁴⁵,
 J.J. Kempster ²⁰, K.E. Kennedy ⁴¹, P.D. Kennedy ⁹⁹, O. Kepka ¹³⁰, B.P. Kerridge ¹⁶⁶,
 S. Kersten ¹⁷⁰, B.P. Kerševan ⁹², S. Keshri ⁶⁶, L. Keszeghova ^{28a}, S. Ketabchi Haghighat ¹⁵⁴,

M. Khandoga ¹²⁶, A. Khanov ¹²⁰, A.G. Kharlamov ³⁷, T. Kharlamova ³⁷, E.E. Khoda ¹³⁷,
T.J. Khoo ¹⁸, G. Khoriali ¹⁶⁵, J. Khubua ^{148b}, Y.A.R. Khwaira ⁶⁶, M. Kiehn ³⁶,
A. Kilgallon ¹²², D.W. Kim ^{47a,47b}, E. Kim ¹⁵³, Y.K. Kim ³⁹, N. Kimura ⁹⁵, A. Kirchhoff ⁵⁵,
D. Kirchmeier ⁵⁰, C. Kirfel ²⁴, J. Kirk ¹³³, A.E. Kiryunin ¹⁰⁹, T. Kishimoto ¹⁵², D.P. Kisliuk ¹⁵⁴,
C. Kitsaki ¹⁰, O. Kivernyk ²⁴, M. Klassen ^{63a}, C. Klein ³⁴, L. Klein ¹⁶⁵, M.H. Klein ¹⁰⁵,
M. Klein ⁹¹, S.B. Klein ⁵⁶, U. Klein ⁹¹, P. Klimek ³⁶, A. Klimentov ²⁹, F. Klimpel ¹⁰⁹,
T. Klioutchnikova ³⁶, P. Kluit ¹¹³, S. Kluth ¹⁰⁹, E. Kneringer ⁷⁸, T.M. Knight ¹⁵⁴, A. Knue ⁵⁴,
D. Kobayashi ⁸⁸, R. Kobayashi ⁸⁶, M. Kocian ¹⁴², P. Kodyš ¹³², D.M. Koeck ¹⁴⁵, P.T. Koenig ²⁴,
T. Koffas ³⁴, M. Kolb ¹³⁴, I. Koletsou ⁴, T. Komarek ¹²¹, K. Köneke ⁵⁴, A.X.Y. Kong ¹,
T. Kono ¹¹⁷, N. Konstantinidis ⁹⁵, B. Konya ⁹⁷, R. Kopeliansky ⁶⁷, S. Koperny ^{84a}, K. Korcyl ⁸⁵,
K. Kordas ^{151,f}, G. Koren ¹⁵⁰, A. Korn ⁹⁵, S. Korn ⁵⁵, I. Korolkov ¹³, N. Korotkova ³⁷,
B. Kortman ¹¹³, O. Kortner ¹⁰⁹, S. Kortner ¹⁰⁹, W.H. Kostecka ¹¹⁴, V.V. Kostyukhin ¹⁴⁰,
A. Kotsokechagia ¹³⁴, A. Kotwal ⁵¹, A. Koulouris ³⁶, A. Kourkoumeli-Charalampidi ^{72a,72b},
C. Kourkoumelis ⁹, E. Kourlitis ⁶, O. Kovanda ¹⁴⁵, R. Kowalewski ¹⁶⁴, W. Kozanecki ¹³⁴,
A.S. Kozhin ³⁷, V.A. Kramarenko ³⁷, G. Kramberger ⁹², P. Kramer ⁹⁹, M.W. Krasny ¹²⁶,
A. Krasznahorkay ³⁶, J.A. Kremer ⁹⁹, T. Kresse ⁵⁰, J. Kretzschmar ⁹¹, K. Kreul ¹⁸,
P. Krieger ¹⁵⁴, S. Krishnamurthy ¹⁰², M. Krivos ¹³², K. Krizka ^{17a}, K. Kroeninger ⁴⁹,
H. Kroha ¹⁰⁹, J. Kroll ¹³⁰, J. Kroll ¹²⁷, K.S. Krowpman ¹⁰⁶, U. Kruchonak ³⁸, H. Krüger ²⁴,
N. Krumnack ⁸⁰, M.C. Kruse ⁵¹, J.A. Krzysiak ⁸⁵, O. Kuchinskaia ³⁷, S. Kuday ^{3a}, D. Kuechler ⁴⁸,
J.T. Kuechler ⁴⁸, S. Kuehn ³⁶, T. Kuhl ⁴⁸, V. Kukhtin ³⁸, Y. Kulchitsky ^{37,a},
S. Kuleshov ^{136d,136b}, M. Kumar ^{33g}, N. Kumari ¹⁰¹, A. Kupco ¹³⁰, T. Kupfer ⁴⁹, A. Kupich ³⁷,
O. Kuprash ⁵⁴, H. Kurashige ⁸³, L.L. Kurchaninov ^{155a}, Y.A. Kurochkin ³⁷, A. Kurova ³⁷,
M. Kuze ¹⁵³, A.K. Kvam ¹⁰², J. Kvita ¹²¹, T. Kwan ¹⁰³, K.W. Kwok ^{64a}, N.G. Kyriacou ¹⁰⁵,
L.A.O. Laatu ¹⁰¹, C. Lacasta ¹⁶², F. Lacava ^{74a,74b}, H. Lacker ¹⁸, D. Lacour ¹²⁶, N.N. Lad ⁹⁵,
E. Ladygin ³⁸, B. Laforge ¹²⁶, T. Lagouri ^{136e}, S. Lai ⁵⁵, I.K. Lakomic ^{84a}, N. Lalloue ⁶⁰,
J.E. Lambert ¹¹⁹, S. Lammers ⁶⁷, W. Lampl ⁷, C. Lampoudis ^{151,f}, A.N. Lancaster ¹¹⁴,
E. Lançon ²⁹, U. Landgraf ⁵⁴, M.P.J. Landon ⁹³, V.S. Lang ⁵⁴, R.J. Langenberg ¹⁰²,
A.J. Lankford ¹⁵⁹, F. Lanni ³⁶, K. Lantzsch ²⁴, A. Lanza ^{72a}, A. Lapertosa ^{57b,57a},
J.F. Laporte ¹³⁴, T. Lari ^{70a}, F. Lasagni Manghi ^{23b}, M. Lassnig ³⁶, V. Latonova ¹³⁰,
T.S. Lau ^{64a}, A. Laudrain ⁹⁹, A. Laurier ³⁴, S.D. Lawlor ⁹⁴, Z. Lawrence ¹⁰⁰,
M. Lazzaroni ^{70a,70b}, B. Le ¹⁰⁰, B. Leban ⁹², A. Lebedev ⁸⁰, M. LeBlanc ³⁶, T. LeCompte ⁶,
F. Ledroit-Guillon ⁶⁰, A.C.A. Lee ⁹⁵, G.R. Lee ¹⁶, L. Lee ⁶¹, S.C. Lee ¹⁴⁷, S. Lee ^{47a,47b},
T.F. Lee ⁹¹, L.L. Leeuw ^{33c}, H.P. Lefebvre ⁹⁴, M. Lefebvre ¹⁶⁴, C. Leggett ^{17a}, K. Lehmann ¹⁴¹,
G. Lehmann Miotto ³⁶, M. Leigh ⁵⁶, W.A. Leight ¹⁰², A. Leisos ^{151,v}, M.A.L. Leite ^{81c},
C.E. Leitgeb ⁴⁸, R. Leitner ¹³², K.J.C. Leney ⁴⁴, T. Lenz ²⁴, S. Leone ^{73a}, C. Leonidopoulos ⁵²,
A. Leopold ¹⁴³, C. Leroy ¹⁰⁷, R. Les ¹⁰⁶, C.G. Lester ³², M. Levchenko ³⁷, J. Levêque ⁴,
D. Levin ¹⁰⁵, L.J. Levinson ¹⁶⁸, M.P. Lewicki ⁸⁵, D.J. Lewis ⁴, A. Li ⁵, B. Li ^{62b}, C. Li ^{62a},
C-Q. Li ^{62c}, H. Li ^{62a}, H. Li ^{62b}, H. Li ^{14c}, H. Li ^{62b}, J. Li ^{62c}, K. Li ¹³⁷, L. Li ^{62c},
M. Li ^{14a,14d}, Q.Y. Li ^{62a}, S. Li ^{14a,14d}, S. Li ^{62d,62c,e}, T. Li ^{62b}, X. Li ¹⁰³, Z. Li ^{62b}, Z. Li ¹²⁵,
Z. Li ¹⁰³, Z. Li ⁹¹, Z. Li ^{14a,14d}, Z. Liang ^{14a}, M. Liberatore ⁴⁸, B. Liberti ^{75a}, K. Lie ^{64c},
J. Lieber Marin ^{81b}, K. Lin ¹⁰⁶, R.A. Linck ⁶⁷, R.E. Lindley ⁷, J.H. Lindon ², A. Linss ⁴⁸,
E. Lipeles ¹²⁷, A. Lipniacka ¹⁶, A. Lister ¹⁶³, J.D. Little ⁴, B. Liu ^{14a}, B.X. Liu ¹⁴¹,
D. Liu ^{62d,62c}, J.B. Liu ^{62a}, J.K.K. Liu ³², K. Liu ^{62d,62c}, M. Liu ^{62a}, M.Y. Liu ^{62a}, P. Liu ^{14a},
Q. Liu ^{62d,137,62c}, X. Liu ^{62a}, Y. Liu ^{14c,14d}, Y.L. Liu ¹⁰⁵, Y.W. Liu ^{62a}, M. Livan ^{72a,72b},
J. Llorente Merino ¹⁴¹, S.L. Lloyd ⁹³, E.M. Lobodzinska ⁴⁸, P. Loch ⁷, S. Loffredo ^{75a,75b},
T. Lohse ¹⁸, K. Lohwasser ¹³⁸, M. Lokajicek ^{130,*}, J.D. Long ¹⁶¹, I. Longarini ¹⁵⁹,
L. Longo ^{69a,69b}, R. Longo ¹⁶¹, I. Lopez Paz ³⁶, A. Lopez Solis ⁴⁸, J. Lorenz ¹⁰⁸,

N. Lorenzo Martinez ^{id}4, A.M. Lory ^{id}108, X. Lou ^{id}47a,47b, X. Lou ^{id}14a,14d, A. Lounis ^{id}66, J. Love ^{id}6, P.A. Love ^{id}90, J.J. Lozano Bahilo ^{id}162, G. Lu ^{id}14a,14d, M. Lu ^{id}79, S. Lu ^{id}127, Y.J. Lu ^{id}65, H.J. Lubatti ^{id}137, C. Luci ^{id}74a,74b, F.L. Lucio Alves ^{id}14c, A. Lucotte ^{id}60, F. Luehring ^{id}67, I. Luise ^{id}144, O. Lukianchuk ^{id}66, O. Lundberg ^{id}143, B. Lund-Jensen ^{id}143, N.A. Luongo ^{id}122, M.S. Lutz ^{id}150, D. Lynn ^{id}29, H. Lyons⁹¹, R. Lysak ^{id}130, E. Lytken ^{id}97, F. Lyu ^{id}14a, V. Lyubushkin ^{id}38, T. Lyubushkina ^{id}38, H. Ma ^{id}29, L.L. Ma ^{id}62b, Y. Ma ^{id}95, D.M. Mac Donell ^{id}164, G. Maccarrone ^{id}53, J.C. MacDonald ^{id}138, R. Madar ^{id}40, W.F. Mader ^{id}50, J. Maeda ^{id}83, T. Maeno ^{id}29, M. Maerker ^{id}50, H. Maguire ^{id}138, D.J. Mahon ^{id}41, A. Maio ^{id}129a,129b,129d, K. Maj ^{id}84a, O. Majersky ^{id}28a, S. Majewski ^{id}122, N. Makovec ^{id}66, V. Maksimovic ^{id}15, B. Malaescu ^{id}126, Pa. Malecki ^{id}85, V.P. Maleev ^{id}37, F. Malek ^{id}60, D. Malito ^{id}43b,43a, U. Mallik ^{id}79, C. Malone ^{id}32, S. Maltezos¹⁰, S. Malyukov³⁸, J. Mamuzic ^{id}13, G. Mancini ^{id}53, G. Manco ^{id}72a,72b, J.P. Mandalia ^{id}93, I. Mandić ^{id}92, L. Manhaes de Andrade Filho ^{id}81a, I.M. Maniatis ^{id}151,f, M. Manisha ^{id}134, J. Manjarres Ramos ^{id}50, D.C. Mankad ^{id}168, A. Mann ^{id}108, B. Mansoulie ^{id}134, S. Manzoni ^{id}36, A. Marantis ^{id}151,v, G. Marchiori ^{id}5, M. Marcisovsky ^{id}130, C. Marcon ^{id}70a,70b, M. Marinescu ^{id}20, M. Marjanovic ^{id}119, E.J. Marshall ^{id}90, Z. Marshall ^{id}17a, S. Marti-Garcia ^{id}162, T.A. Martin ^{id}166, V.J. Martin ^{id}52, B. Martin dit Latour ^{id}16, L. Martinelli ^{id}74a,74b, M. Martinez ^{id}13,w, P. Martinez Agullo ^{id}162, V.I. Martinez Outschoorn ^{id}102, P. Martinez Suarez ^{id}13, S. Martin-Haugh ^{id}133, V.S. Martoiu ^{id}27b, A.C. Martyniuk ^{id}95, A. Marzin ^{id}36, S.R. Maschek ^{id}109, D. Mascione ^{id}77a,77b, L. Masetti ^{id}99, T. Mashimo ^{id}152, J. Masik ^{id}100, A.L. Maslennikov ^{id}37, L. Massa ^{id}23b, P. Massarotti ^{id}71a,71b, P. Mastrandrea ^{id}73a,73b, A. Mastroberardino ^{id}43b,43a, T. Masubuchi ^{id}152, T. Mathisen ^{id}160, N. Matsuzawa¹⁵², J. Maurer ^{id}27b, B. Maček ^{id}92, D.A. Maximov ^{id}37, R. Mazini ^{id}147, I. Maznas ^{id}151,f, M. Mazza ^{id}106, S.M. Mazza ^{id}135, C. Mc Ginn ^{id}29, J.P. Mc Gowan ^{id}103, S.P. Mc Kee ^{id}105, W.P. McCormack ^{id}17a, E.F. McDonald ^{id}104, A.E. McDougall ^{id}113, J.A. Mcfayden ^{id}145, G. Mchedlidze ^{id}148b, R.P. Mckenzie ^{id}33g, T.C. Mclachlan ^{id}48, D.J. Mclaughlin ^{id}95, K.D. McLean ^{id}164, S.J. McMahon ^{id}133, P.C. McNamara ^{id}104, C.M. Mcpartland ^{id}91, R.A. McPherson ^{id}164,aa, T. Megy ^{id}40, S. Mehlhase ^{id}108, A. Mehta ^{id}91, B. Meirose ^{id}45, D. Melini ^{id}149, B.R. Mellado Garcia ^{id}33g, A.H. Melo ^{id}55, F. Meloni ^{id}48, E.D. Mendes Gouveia ^{id}129a, A.M. Mendes Jacques Da Costa ^{id}20, H.Y. Meng ^{id}154, L. Meng ^{id}90, S. Menke ^{id}109, M. Mentink ^{id}36, E. Meoni ^{id}43b,43a, C. Merlassino ^{id}125, L. Merola ^{id}71a,71b, C. Meroni ^{id}70a, G. Merz¹⁰⁵, O. Meshkov ^{id}37, J. Metcalfe ^{id}6, A.S. Mete ^{id}6, C. Meyer ^{id}67, J-P. Meyer ^{id}134, M. Michetti ^{id}18, R.P. Middleton ^{id}133, L. Mijović ^{id}52, G. Mikenberg ^{id}168, M. Mikeskikova ^{id}130, M. Mikuž ^{id}92, H. Mildner ^{id}138, A. Milic ^{id}36, C.D. Milke ^{id}44, D.W. Miller ^{id}39, L.S. Miller ^{id}34, A. Milov ^{id}168, D.A. Milstead^{47a,47b}, T. Min^{14c}, A.A. Minaenko ^{id}37, I.A. Minashvili ^{id}148b, L. Mince ^{id}59, A.I. Mincer ^{id}116, B. Mindur ^{id}84a, M. Mineev ^{id}38, Y. Mino ^{id}86, L.M. Mir ^{id}13, M. Miralles Lopez ^{id}162, M. Mironova ^{id}125, M.C. Missio ^{id}112, T. Mitani ^{id}167, A. Mitra ^{id}166, V.A. Mitsou ^{id}162, O. Miu ^{id}154, P.S. Miyagawa ^{id}93, Y. Miyazaki⁸⁸, A. Mizukami ^{id}82, J.U. Mjörnmark ^{id}97, T. Mkrtychyan ^{id}63a, T. Mlinarevic ^{id}95, M. Mlynarikova ^{id}36, T. Moa ^{id}47a,47b, S. Mobius ^{id}55, K. Mochizuki ^{id}107, P. Moder ^{id}48, P. Mogg ^{id}108, A.F. Mohammed ^{id}14a,14d, S. Mohapatra ^{id}41, G. Mokgatitwane ^{id}33g, B. Mondal ^{id}140, S. Mondal ^{id}131, K. Mönig ^{id}48, E. Monnier ^{id}101, L. Monsonis Romero¹⁶², J. Montejo Berlingen ^{id}36, M. Montella ^{id}118, F. Monticelli ^{id}89, N. Morange ^{id}66, A.L. Moreira De Carvalho ^{id}129a, M. Moreno Llácer ^{id}162, C. Moreno Martinez ^{id}56, P. Morettini ^{id}57b, S. Morgenstern ^{id}166, M. Morii ^{id}61, M. Morinaga ^{id}152, A.K. Morley ^{id}36, F. Morodei ^{id}74a,74b, L. Morvaj ^{id}36, P. Moschovakos ^{id}36, B. Moser ^{id}36, M. Mosidze^{148b}, T. Moskalets ^{id}54, P. Moskvitina ^{id}112, J. Moss ^{id}31,p, E.J.W. Moyse ^{id}102, O. Mtintsilana ^{id}33g, S. Muanza ^{id}101, J. Mueller ^{id}128, D. Muenstermann ^{id}90, R. Müller ^{id}19, G.A. Mullier ^{id}160, J.J. Mullin¹²⁷, D.P. Mungo ^{id}154, J.L. Munoz Martinez ^{id}13, D. Munoz Perez ^{id}162, F.J. Munoz Sanchez ^{id}100, M. Murin ^{id}100, W.J. Murray ^{id}166,133, A. Murrone ^{id}70a,70b, J.M. Muse ^{id}119, M. Muškinja ^{id}17a, C. Mwewa ^{id}29, A.G. Myagkov ^{id}37,a, A.J. Myers ^{id}8, A.A. Myers¹²⁸, G. Myers ^{id}67,

M. Myska ¹³¹, B.P. Nachman ^{17a}, O. Nackenhorst ⁴⁹, A. Nag ⁵⁰, K. Nagai ¹²⁵, K. Nagano ⁸²,
J.L. Nagle ^{29,an}, E. Nagy ¹⁰¹, A.M. Nairz ³⁶, Y. Nakahama ⁸², K. Nakamura ⁸², H. Nanjo ¹²³,
R. Narayan ⁴⁴, E.A. Narayanan ¹¹¹, I. Naryshkin ³⁷, M. Naseri ³⁴, C. Nass ²⁴, G. Navarro ^{22a},
J. Navarro-Gonzalez ¹⁶², R. Nayak ¹⁵⁰, A. Nayaz ¹⁸, P.Y. Nechaeva ³⁷, F. Nechansky ⁴⁸,
L. Nedic ¹²⁵, T.J. Neep ²⁰, A. Negri ^{72a,72b}, M. Negrini ^{23b}, C. Nellist ¹¹², C. Nelson ¹⁰³,
K. Nelson ¹⁰⁵, S. Nemecek ¹³⁰, M. Nessi ^{36,i}, M.S. Neubauer ¹⁶¹, F. Neuhaus ⁹⁹, J. Neundorf ⁴⁸,
R. Newhouse ¹⁶³, P.R. Newman ²⁰, C.W. Ng ¹²⁸, Y.S. Ng ¹⁸, Y.W.Y. Ng ⁴⁸, B. Ngair ^{35e},
H.D.N. Nguyen ¹⁰⁷, R.B. Nickerson ¹²⁵, R. Nicolaidou ¹³⁴, J. Nielsen ¹³⁵, M. Niemeyer ⁵⁵,
N. Nikiforou ³⁶, V. Nikolaenko ^{37,a}, I. Nikolic-Audit ¹²⁶, K. Nikolopoulos ²⁰, P. Nilsson ²⁹,
I. Ninca ⁴⁸, H.R. Nindhito ⁵⁶, A. Nisati ^{74a}, N. Nishu ², R. Nisius ¹⁰⁹, J-E. Nitschke ⁵⁰,
E.K. Nkadimeng ^{33g}, S.J. Noacco Rosende ⁸⁹, T. Nobe ¹⁵², D.L. Noel ³², Y. Noguchi ⁸⁶,
T. Nommensen ¹⁴⁶, M.A. Nomura ²⁹, M.B. Norfolk ¹³⁸, R.R.B. Norisam ⁹⁵, B.J. Norman ³⁴,
J. Novak ⁹², T. Novak ⁴⁸, O. Novgorodova ⁵⁰, L. Novotny ¹³¹, R. Novotny ¹¹¹, L. Nozka ¹²¹,
K. Ntekas ¹⁵⁹, N.M.J. Nunes De Moura Junior ^{81b}, E. Nurse ⁹⁵, F.G. Oakham ^{34,ak}, J. Ocariz ¹²⁶,
A. Ochi ⁸³, I. Ochoa ^{129a}, S. Oerdek ¹⁶⁰, A. Ogrodnik ^{84a}, A. Oh ¹⁰⁰, C.C. Ohm ¹⁴³,
H. Oide ⁸², R. Oishi ¹⁵², M.L. Ojeda ⁴⁸, Y. Okazaki ⁸⁶, M.W. O'Keefe ⁹¹, Y. Okumura ¹⁵²,
A. Olariu ^{27b}, L.F. Oleiro Seabra ^{129a}, S.A. Olivares Pino ^{136e}, D. Oliveira Damazio ²⁹,
D. Oliveira Goncalves ^{81a}, J.L. Oliver ¹⁵⁹, M.J.R. Olsson ¹⁵⁹, A. Olszewski ⁸⁵, J. Olszowska ^{85,*},
Ö.O. Öncel ⁵⁴, D.C. O'Neil ¹⁴¹, A.P. O'Neill ¹⁹, A. Onofre ^{129a,129e}, P.U.E. Onyisi ¹¹,
M.J. Oreglia ³⁹, G.E. Orellana ⁸⁹, D. Orestano ^{76a,76b}, N. Orlando ¹³, R.S. Orr ¹⁵⁴,
V. O'Shea ⁵⁹, R. Ospanov ^{62a}, G. Otero y Garzon ³⁰, H. Otono ⁸⁸, P.S. Ott ^{63a}, G.J. Ottino ^{17a},
M. Ouchrif ^{35d}, J. Ouellette ^{29,an}, F. Ould-Saada ¹²⁴, M. Owen ⁵⁹, R.E. Owen ¹³³,
K.Y. Oyulmaz ^{21a}, V.E. Ozcan ^{21a}, N. Ozturk ⁸, S. Ozturk ^{21d}, J. Pacalt ¹²¹, H.A. Pacey ³²,
K. Pachal ⁵¹, A. Pacheco Pages ¹³, C. Padilla Aranda ¹³, G. Padovano ^{74a,74b}, S. Pagan Griso ^{17a},
G. Palacino ⁶⁷, A. Palazzo ^{69a,69b}, S. Palestini ³⁶, M. Palka ^{84b}, J. Pan ¹⁷¹, T. Pan ^{64a},
D.K. Panchal ¹¹, C.E. Pandini ¹¹³, J.G. Panduro Vazquez ⁹⁴, H. Pang ^{14b}, P. Pani ⁴⁸,
G. Panizzo ^{68a,68c}, L. Paolozzi ⁵⁶, C. Papadatos ¹⁰⁷, S. Parajuli ⁴⁴, A. Paramonov ⁶,
C. Paraskevopoulos ¹⁰, D. Paredes Hernandez ^{64b}, T.H. Park ¹⁵⁴, M.A. Parker ³², F. Parodi ^{57b,57a},
E.W. Parrish ¹¹⁴, V.A. Parrish ⁵², J.A. Parsons ⁴¹, U. Parzefall ⁵⁴, B. Pascual Dias ¹⁰⁷,
L. Pascual Dominguez ¹⁵⁰, V.R. Pascuzzi ^{17a}, F. Pasquali ¹¹³, E. Pasqualucci ^{74a}, S. Passaggio ^{57b},
F. Pastore ⁹⁴, P. Pasuwan ^{47a,47b}, P. Patel ⁸⁵, J.R. Pater ¹⁰⁰, T. Pauly ³⁶, J. Pearkes ¹⁴²,
M. Pedersen ¹²⁴, R. Pedro ^{129a}, S.V. Peleganchuk ³⁷, O. Penc ³⁶, E.A. Pender ⁵², C. Peng ^{64b},
H. Peng ^{62a}, K.E. Pensi ¹⁰⁸, M. Penzin ³⁷, B.S. Peralva ^{81d}, A.P. Pereira Peixoto ⁶⁰,
L. Pereira Sanchez ^{47a,47b}, D.V. Perepelitsa ^{29,an}, E. Perez Codina ^{155a}, M. Perganti ¹⁰,
L. Perini ^{70a,70b,*}, H. Pernegger ³⁶, S. Perrella ³⁶, A. Perrevoort ¹¹², O. Perrin ⁴⁰, K. Peters ⁴⁸,
R.F.Y. Peters ¹⁰⁰, B.A. Petersen ³⁶, T.C. Petersen ⁴², E. Petit ¹⁰¹, V. Petousis ¹³¹,
C. Petridou ^{151,f}, A. Petrukhin ¹⁴⁰, M. Pettee ^{17a}, N.E. Pettersson ³⁶, A. Petukhov ³⁷,
K. Petukhova ¹³², A. Peyaud ¹³⁴, R. Pezoa ^{136f}, L. Pezzotti ³⁶, G. Pezzullo ¹⁷¹, T.M. Pham ¹⁶⁹,
T. Pham ¹⁰⁴, P.W. Phillips ¹³³, M.W. Phipps ¹⁶¹, G. Piacquadio ¹⁴⁴, E. Pianori ^{17a},
F. Piazza ^{70a,70b}, R. Piegai ³⁰, D. Pietreanu ^{27b}, A.D. Pilkington ¹⁰⁰, M. Pinamonti ^{68a,68c},
J.L. Pinfeld ², B.C. Pinheiro Pereira ^{129a}, C. Pitman Donaldson ⁹⁵, D.A. Pizzi ³⁴,
L. Pizzimento ^{75a,75b}, A. Pizzini ¹¹³, M.-A. Pleier ²⁹, V. Plesanovs ⁵⁴, V. Pleskot ¹³², E. Plotnikova ³⁸,
G. Poddar ⁴, R. Poettgen ⁹⁷, L. Poggioli ¹²⁶, I. Pogrebnyak ¹⁰⁶, D. Pohl ²⁴, I. Pokharel ⁵⁵,
S. Polacek ¹³², G. Polesello ^{72a}, A. Poley ^{141,155a}, R. Polifka ¹³¹, A. Polini ^{23b}, C.S. Pollard ¹⁶⁶,
Z.B. Pollock ¹¹⁸, V. Polychronakos ²⁹, E. Pompa Pacchi ^{74a,74b}, D. Ponomarenko ³⁷,
L. Pontecorvo ³⁶, S. Popa ^{27a}, G.A. Popeneciu ^{27d}, D.M. Portillo Quintero ^{155a}, S. Pospisil ¹³¹,
P. Postolache ^{27c}, K. Potamianos ¹²⁵, I.N. Potrap ³⁸, C.J. Potter ³², H. Potti ¹, T. Poulsen ⁴⁸,

J. Poveda ¹⁶², M.E. Pozo Astigarraga ³⁶, A. Prades Ibanez ¹⁶², M.M. Prapa ⁴⁶, J. Pretel ⁵⁴,
 D. Price ¹⁰⁰, M. Primavera ^{69a}, M.A. Principe Martin ⁹⁸, R. Privara ¹²¹, M.L. Proffitt ¹³⁷,
 N. Proklova ¹²⁷, K. Prokofiev ^{64c}, G. Proto ^{75a,75b}, S. Protopopescu ²⁹, J. Proudfoot ⁶,
 M. Przybycien ^{84a}, J.E. Puddefoot ¹³⁸, D. Pudzha ³⁷, P. Puzo ⁶⁶, D. Pyatiiybyantseva ³⁷,
 J. Qian ¹⁰⁵, D. Qichen ¹⁰⁰, Y. Qin ¹⁰⁰, T. Qiu ⁹³, A. Quadt ⁵⁵, M. Queitsch-Maitland ¹⁰⁰,
 G. Quetant ⁵⁶, G. Rabanal Bolanos ⁶¹, D. Rafanoharana ⁵⁴, F. Ragusa ^{70a,70b}, J.L. Rainbolt ³⁹,
 J.A. Raine ⁵⁶, S. Rajagopalan ²⁹, E. Ramakoti ³⁷, K. Ran ^{48,14d}, N.P. Rapheeha ^{33g},
 V. Raskina ¹²⁶, D.F. Rassloff ^{63a}, S. Rave ⁹⁹, B. Ravina ⁵⁵, I. Ravinovich ¹⁶⁸, M. Raymond ³⁶,
 A.L. Read ¹²⁴, N.P. Readioff ¹³⁸, D.M. Rebuzzi ^{72a,72b}, G. Redlinger ²⁹, K. Reeves ⁴⁵,
 J.A. Reidelsturz ¹⁷⁰, D. Reikher ¹⁵⁰, A. Rej ¹⁴⁰, C. Rembser ³⁶, A. Renardi ⁴⁸, M. Renda ^{27b},
 M.B. Rendel ¹⁰⁹, F. Renner ⁴⁸, A.G. Rennie ⁵⁹, S. Resconi ^{70a}, M. Ressegotti ^{57b,57a},
 E.D. Resseguie ^{17a}, S. Rettie ³⁶, J.G. Reyes Rivera ¹⁰⁶, B. Reynolds ¹¹⁸, E. Reynolds ^{17a},
 M. Rezaei Estabragh ¹⁷⁰, O.L. Rezanova ³⁷, P. Reznicek ¹³², E. Ricci ^{77a,77b}, R. Richter ¹⁰⁹,
 S. Richter ^{47a,47b}, E. Richter-Was ^{84b}, M. Ridel ¹²⁶, S. Ridouani ^{35d}, P. Rieck ¹¹⁶, P. Riedler ³⁶,
 M. Rijssenbeek ¹⁴⁴, A. Rimoldi ^{72a,72b}, M. Rimoldi ⁴⁸, L. Rinaldi ^{23b,23a}, T.T. Rinn ²⁹,
 M.P. Rinnagel ¹⁰⁸, G. Ripellino ¹⁴³, I. Riu ¹³, P. Rivadeneira ⁴⁸, J.C. Rivera Vergara ¹⁶⁴,
 F. Rizatdinova ¹²⁰, E. Rizvi ⁹³, C. Rizzi ⁵⁶, B.A. Roberts ¹⁶⁶, B.R. Roberts ^{17a},
 S.H. Robertson ^{103,aa}, M. Robin ⁴⁸, D. Robinson ³², C.M. Robles Gajardo ^{136f},
 M. Robles Manzano ⁹⁹, A. Robson ⁵⁹, A. Rocchi ^{75a,75b}, C. Roda ^{73a,73b}, S. Rodriguez Bosca ^{63a},
 Y. Rodriguez Garcia ^{22a}, A. Rodriguez Rodriguez ⁵⁴, A.M. Rodríguez Vera ^{155b}, S. Roe ³⁶,
 J.T. Roemer ¹⁵⁹, A.R. Roepe-Gier ¹¹⁹, J. Roggel ¹⁷⁰, O. Røhne ¹²⁴, R.A. Rojas ¹⁰², B. Roland ⁵⁴,
 C.P.A. Roland ⁶⁷, J. Roloff ²⁹, A. Romaniouk ³⁷, E. Romano ^{72a,72b}, M. Romano ^{23b},
 A.C. Romero Hernandez ¹⁶¹, N. Rompotis ⁹¹, L. Roos ¹²⁶, S. Rosati ^{74a}, B.J. Rosser ³⁹,
 E. Rossi ⁴, E. Rossi ^{71a,71b}, L.P. Rossi ^{57b}, L. Rossini ⁴⁸, R. Rosten ¹¹⁸, M. Rotaru ^{27b},
 B. Rottler ⁵⁴, D. Rousseau ⁶⁶, D. Rouso ³², G. Rovelli ^{72a,72b}, A. Roy ¹⁶¹, A. Rozanov ¹⁰¹,
 Y. Rozen ¹⁴⁹, X. Ruan ^{33g}, A. Rubio Jimenez ¹⁶², A.J. Ruby ⁹¹, V.H. Ruelas Rivera ¹⁸,
 T.A. Ruggeri ¹, F. Rühr ⁵⁴, A. Ruiz-Martinez ¹⁶², A. Rummler ³⁶, Z. Rurikova ⁵⁴,
 N.A. Rusakovich ³⁸, H.L. Russell ¹⁶⁴, J.P. Rutherford ⁷, K. Rybacki ⁹⁰, M. Rybar ¹³²,
 E.B. Rye ¹²⁴, A. Ryzhov ³⁷, J.A. Sabater Iglesias ⁵⁶, P. Sabatini ¹⁶², L. Sabetta ^{74a,74b},
 H.F-W. Sadrozinski ¹³⁵, F. Safai Tehrani ^{74a}, B. Safarzadeh Samani ¹⁴⁵, M. Safdari ¹⁴²,
 S. Saha ¹⁰³, M. Sahinsoy ¹⁰⁹, M. Saimpert ¹³⁴, M. Saito ¹⁵², T. Saito ¹⁵², D. Salamani ³⁶,
 G. Salamanna ^{76a,76b}, A. Salnikov ¹⁴², J. Salt ¹⁶², A. Salvador Salas ¹³, D. Salvatore ^{43b,43a},
 F. Salvatore ¹⁴⁵, A. Salzburger ³⁶, D. Sammel ⁵⁴, D. Sampsonidis ^{151,f}, D. Sampsonidou ^{62d,62c},
 J. Sánchez ¹⁶², A. Sanchez Pineda ⁴, V. Sanchez Sebastian ¹⁶², H. Sandaker ¹²⁴, C.O. Sander ⁴⁸,
 J.A. Sandesara ¹⁰², M. Sandhoff ¹⁷⁰, C. Sandoval ^{22b}, D.P.C. Sankey ¹³³, A. Sansoni ⁵³,
 L. Santi ^{74a,74b}, C. Santoni ⁴⁰, H. Santos ^{129a,129b}, S.N. Santpur ^{17a}, A. Santra ¹⁶⁸,
 K.A. Saoucha ¹³⁸, J.G. Saraiva ^{129a,129d}, J. Sardain ⁷, O. Sasaki ⁸², K. Sato ¹⁵⁶, C. Sauer ^{63b},
 F. Sauerburger ⁵⁴, E. Sauvan ⁴, P. Savard ^{154,ak}, R. Sawada ¹⁵², C. Sawyer ¹³³, L. Sawyer ⁹⁶,
 I. Sayago Galvan ¹⁶², C. Sbarra ^{23b}, A. Sbrizzi ^{23b,23a}, T. Scanlon ⁹⁵, J. Schaarschmidt ¹³⁷,
 P. Schacht ¹⁰⁹, D. Schaefer ³⁹, U. Schäfer ⁹⁹, A.C. Schaffer ^{66,44}, D. Schaile ¹⁰⁸,
 R.D. Schamberger ¹⁴⁴, E. Schanet ¹⁰⁸, C. Scharf ¹⁸, M.M. Schefer ¹⁹, V.A. Schegelsky ³⁷,
 D. Scheirich ¹³², F. Schenck ¹⁸, M. Schernau ¹⁵⁹, C. Scheulen ⁵⁵, C. Schiavi ^{57b,57a},
 Z.M. Schillaci ²⁶, E.J. Schioppa ^{69a,69b}, M. Schioppa ^{43b,43a}, B. Schlag ⁹⁹, K.E. Schleicher ⁵⁴,
 S. Schlenker ³⁶, J. Schmeing ¹⁷⁰, M.A. Schmidt ¹⁷⁰, K. Schmieden ⁹⁹, C. Schmitt ⁹⁹,
 S. Schmitt ⁴⁸, L. Schoeffel ¹³⁴, A. Schoening ^{63b}, P.G. Scholer ⁵⁴, E. Schopf ¹²⁵, M. Schott ⁹⁹,
 J. Schovancova ³⁶, S. Schramm ⁵⁶, F. Schroeder ¹⁷⁰, H-C. Schultz-Coulon ^{63a}, M. Schumacher ⁵⁴,
 B.A. Schumm ¹³⁵, Ph. Schune ¹³⁴, A. Schwartzman ¹⁴², T.A. Schwarz ¹⁰⁵, Ph. Schwemling ¹³⁴,

R. Schwienhorst ¹⁰⁶, A. Sciandra ¹³⁵, G. Sciolla ²⁶, F. Scuri ^{73a}, F. Scutti ¹⁰⁴, C.D. Sebastiani ⁹¹, K. Sedlaczek ⁴⁹, P. Seema ¹⁸, S.C. Seidel ¹¹¹, A. Seiden ¹³⁵, B.D. Seidlitz ⁴¹, C. Seitz ⁴⁸, J.M. Seixas ^{81b}, G. Sekhniadze ^{71a}, S.J. Sekula ⁴⁴, L. Selem ⁴, N. Semprini-Cesari ^{23b,23a}, S. Sen ⁵¹, D. Sengupta ⁵⁶, V. Senthilkumar ¹⁶², L. Serin ⁶⁶, L. Serkin ^{68a,68b}, M. Sessa ^{76a,76b}, H. Severini ¹¹⁹, S. Sevova ¹⁴², F. Sforza ^{57b,57a}, A. Sfyrta ⁵⁶, E. Shabalina ⁵⁵, R. Shaheen ¹⁴³, J.D. Shahinian ¹²⁷, D. Shaked Renous ¹⁶⁸, L.Y. Shan ^{14a}, M. Shapiro ^{17a}, A. Sharma ³⁶, A.S. Sharma ¹⁶³, P. Sharma ⁷⁹, S. Sharma ⁴⁸, P.B. Shatalov ³⁷, K. Shaw ¹⁴⁵, S.M. Shaw ¹⁰⁰, Q. Shen ^{62c,5}, P. Sherwood ⁹⁵, L. Shi ⁹⁵, C.O. Shimmin ¹⁷¹, Y. Shimogama ¹⁶⁷, J.D. Shinner ⁹⁴, I.P.J. Shipsey ¹²⁵, S. Shirabe ⁶⁰, M. Shiyakova ^{38,y}, J. Shlomi ¹⁶⁸, M.J. Shochet ³⁹, J. Shojaii ¹⁰⁴, D.R. Shope ¹²⁴, S. Shrestha ^{118,ao}, E.M. Shrif ^{33g}, M.J. Shroff ¹⁶⁴, P. Sicho ¹³⁰, A.M. Sickles ¹⁶¹, E. Sideras Haddad ^{33g}, A. Sidoti ^{23b}, F. Siegert ⁵⁰, Dj. Sijacki ¹⁵, R. Sikora ^{84a}, F. Sili ⁸⁹, J.M. Silva ²⁰, M.V. Silva Oliveira ³⁶, S.B. Silverstein ^{47a}, S. Simion ⁶⁶, R. Simoniello ³⁶, E.L. Simpson ⁵⁹, L.R. Simpson ¹⁰⁵, N.D. Simpson ⁹⁷, S. Simsek ^{21d}, S. Sindhu ⁵⁵, P. Sinervo ¹⁵⁴, S. Singh ¹⁴¹, S. Singh ¹⁵⁴, S. Sinha ⁴⁸, S. Sinha ^{33g}, M. Sioli ^{23b,23a}, I. Siral ³⁶, S. Yu. Sivoklov ^{37,*}, J. Sjölin ^{47a,47b}, A. Skaf ⁵⁵, E. Skorda ⁹⁷, P. Skubic ¹¹⁹, M. Slawinska ⁸⁵, V. Smakhtin ¹⁶⁸, B.H. Smart ¹³³, J. Smiesko ³⁶, S. Yu. Smirnov ³⁷, Y. Smirnov ³⁷, L.N. Smirnova ^{37,a}, O. Smirnova ⁹⁷, A.C. Smith ⁴¹, E.A. Smith ³⁹, H.A. Smith ¹²⁵, J.L. Smith ⁹¹, R. Smith ¹⁴², M. Smizanska ⁹⁰, K. Smolek ¹³¹, A. Smykiewicz ⁸⁵, A.A. Snesarev ³⁷, H.L. Snoek ¹¹³, S. Snyder ²⁹, R. Sobie ^{164,aa}, A. Soffer ¹⁵⁰, C.A. Solans Sanchez ³⁶, E. Yu. Soldatov ³⁷, U. Soldevila ¹⁶², A.A. Solodkov ³⁷, S. Solomon ⁵⁴, A. Soloshenko ³⁸, K. Solovieva ⁵⁴, O.V. Solovyanov ⁴⁰, V. Solovyev ³⁷, P. Sommer ³⁶, A. Sonay ¹³, W.Y. Song ^{155b}, A. Sopczak ¹³¹, A.L. Soppio ⁹⁵, F. Sopkova ^{28b}, V. Sothilingam ^{63a}, S. Sottocornola ^{72a,72b}, R. Soualah ^{115b}, Z. Soumami ^{35e}, D. South ⁴⁸, S. Spagnolo ^{69a,69b}, M. Spalla ¹⁰⁹, F. Spanò ⁹⁴, D. Sperlich ⁵⁴, G. Spigo ³⁶, M. Spina ¹⁴⁵, S. Spinalli ⁹⁰, D.P. Spiteri ⁵⁹, M. Spousta ¹³², E.J. Staats ³⁴, A. Stabile ^{70a,70b}, R. Stamen ^{63a}, M. Stamenkovic ¹¹³, A. Stampekis ²⁰, M. Standke ²⁴, E. Stanecka ⁸⁵, M.V. Stange ⁵⁰, B. Stanislaus ^{17a}, M.M. Stanitzki ⁴⁸, M. Stankaityte ¹²⁵, B. Stapf ⁴⁸, E.A. Starchenko ³⁷, G.H. Stark ¹³⁵, J. Stark ^{101,ae}, D.M. Starke ^{155b}, P. Staroba ¹³⁰, P. Starovoitov ^{63a}, S. Stärz ¹⁰³, R. Staszewski ⁸⁵, G. Stavropoulos ⁴⁶, J. Steentoft ¹⁶⁰, P. Steinberg ²⁹, A.L. Steinhebel ¹²², B. Stelzer ^{141,155a}, H.J. Stelzer ¹²⁸, O. Stelzer-Chilton ^{155a}, H. Stenzel ⁵⁸, T.J. Stevenson ¹⁴⁵, G.A. Stewart ³⁶, M.C. Stockton ³⁶, G. Stoicea ^{27b}, M. Stolarski ^{129a}, S. Stonjek ¹⁰⁹, A. Straessner ⁵⁰, J. Strandberg ¹⁴³, S. Strandberg ^{47a,47b}, M. Strauss ¹¹⁹, T. Strebler ¹⁰¹, P. Strizenc ^{28b}, R. Ströhmer ¹⁶⁵, D.M. Strom ¹²², L.R. Strom ⁴⁸, R. Stroynowski ⁴⁴, A. Strubig ^{47a,47b}, S.A. Stucci ²⁹, B. Stugu ¹⁶, J. Stupak ¹¹⁹, N.A. Styles ⁴⁸, D. Su ¹⁴², S. Su ^{62a}, W. Su ^{62d,137,62c}, X. Su ^{62a,66}, K. Sugizaki ¹⁵², V.V. Sulin ³⁷, M.J. Sullivan ⁹¹, D.M.S. Sultan ^{77a,77b}, L. Sultanaliev ³⁷, S. Sultansoy ^{3b}, T. Sumida ⁸⁶, S. Sun ¹⁰⁵, S. Sun ¹⁶⁹, O. Sunneborn Gudnadottir ¹⁶⁰, M.R. Sutton ¹⁴⁵, M. Svatos ¹³⁰, M. Swiatlowski ^{155a}, T. Swirski ¹⁶⁵, I. Sykora ^{28a}, M. Sykora ¹³², T. Sykora ¹³², D. Ta ⁹⁹, K. Tackmann ^{48,x}, A. Taffard ¹⁵⁹, R. Tafirout ^{155a}, J.S. Tafoya Vargas ⁶⁶, R.H.M. Taibah ¹²⁶, R. Takashima ⁸⁷, K. Takeda ⁸³, E.P. Takeva ⁵², Y. Takubo ⁸², M. Talby ¹⁰¹, A.A. Talyshv ³⁷, K.C. Tam ^{64b}, N.M. Tamir ¹⁵⁰, A. Tanaka ¹⁵², J. Tanaka ¹⁵², R. Tanaka ⁶⁶, M. Tanasini ^{57b,57a}, J. Tang ^{62c}, Z. Tao ¹⁶³, S. Tapia Araya ^{136f}, S. Tapprogge ⁹⁹, A. Tarek Abouelfadl Mohamed ¹⁰⁶, S. Tarem ¹⁴⁹, K. Tariq ^{62b}, G. Tarna ^{101,27b}, G.F. Tartarelli ^{70a}, P. Tas ¹³², M. Tasevsky ¹³⁰, E. Tassi ^{43b,43a}, A.C. Tate ¹⁶¹, G. Tateno ¹⁵², Y. Tayalati ^{35e,z}, G.N. Taylor ¹⁰⁴, W. Taylor ^{155b}, H. Teagle ⁹¹, A.S. Tee ¹⁶⁹, R. Teixeira De Lima ¹⁴², P. Teixeira-Dias ⁹⁴, J.J. Teoh ¹⁵⁴, K. Terashi ¹⁵², J. Terron ⁹⁸, S. Terzo ¹³, M. Testa ⁵³, R.J. Teuscher ^{154,aa}, A. Thaler ⁷⁸, O. Theiner ⁵⁶, N. Themistokleous ⁵², T. Thevenaux-Pelzer ¹⁸, O. Thielmann ¹⁷⁰, D.W. Thomas ⁹⁴, J.P. Thomas ²⁰,

E.A. Thompson [ID48](#), P.D. Thompson [ID20](#), E. Thomson [ID127](#), E.J. Thorpe [ID93](#), Y. Tian [ID55](#),
 V. Tikhomirov [ID37,a](#), Yu.A. Tikhonov [ID37](#), S. Timoshenko [ID37](#), E.X.L. Ting [ID1](#), P. Tipton [ID171](#),
 S. Tisserant [ID101](#), S.H. Tlou [ID33g](#), A. Tnourji [ID40](#), K. Todome [ID23b,23a](#), S. Todorova-Nova [ID132](#), S. Todt [ID50](#),
 M. Togawa [ID82](#), J. Tojo [ID88](#), S. Tokár [ID28a](#), K. Tokushuku [ID82](#), R. Tombs [ID32](#), M. Tomoto [ID82,110](#),
 L. Tompkins [ID142,r](#), K.W. Topolnicki [ID84b](#), P. Tornambe [ID102](#), E. Torrence [ID122](#), H. Torres [ID50](#),
 E. Torró Pastor [ID162](#), M. Toscani [ID30](#), C. Toscirci [ID39](#), M. Tost [ID11](#), D.R. Tovey [ID138](#), A. Traeet [ID16](#),
 I.S. Trandafir [ID27b](#), T. Trefzger [ID165](#), A. Tricoli [ID29](#), I.M. Trigger [ID155a](#), S. Trincaz-Duvoid [ID126](#),
 D.A. Trischuk [ID26](#), B. Trocmé [ID60](#), A. Trofymov [ID66](#), C. Troncon [ID70a](#), L. Truong [ID33c](#),
 M. Trzebinski [ID85](#), A. Trzuppek [ID85](#), F. Tsai [ID144](#), M. Tsai [ID105](#), A. Tsiamis [ID151,f](#), P.V. Tsiareshka [ID37](#),
 S. Tsigaridas [ID155a](#), A. Tsirigotis [ID151,v](#), V. Tsiskaridze [ID144](#), E.G. Tskhadadze [ID148a](#), M. Tsopoulou [ID151,f](#),
 Y. Tsujikawa [ID86](#), I.I. Tsukerman [ID37](#), V. Tsulaia [ID17a](#), S. Tsuno [ID82](#), O. Tsur [ID149](#), D. Tsybychev [ID144](#),
 Y. Tu [ID64b](#), A. Tudorache [ID27b](#), V. Tudorache [ID27b](#), A.N. Tuna [ID36](#), S. Turchikhin [ID38](#), I. Turk Cakir [ID3a](#),
 R. Turra [ID70a](#), T. Turtuvshin [ID38,ab](#), P.M. Tuts [ID41](#), S. Tzamarias [ID151,f](#), P. Tzanis [ID10](#), E. Tzovara [ID99](#),
 K. Uchida [ID152](#), F. Ukegawa [ID156](#), P.A. Ulloa Poblete [ID136c](#), E.N. Umaka [ID29](#), G. Unal [ID36](#), M. Unal [ID11](#),
 A. Undrus [ID29](#), G. Unel [ID159](#), J. Urban [ID28b](#), P. Urquijo [ID104](#), G. Usai [ID8](#), R. Ushioda [ID153](#),
 M. Usman [ID107](#), Z. Uysal [ID21b](#), L. Vacavant [ID101](#), V. Vacek [ID131](#), B. Vachon [ID103](#), K.O.H. Vadla [ID124](#),
 T. Vafeiadis [ID36](#), A. Vaitkus [ID95](#), C. Valderanis [ID108](#), E. Valdes Santurio [ID47a,47b](#), M. Valente [ID155a](#),
 S. Valentinetti [ID23b,23a](#), A. Valero [ID162](#), A. Vallier [ID101,ae](#), J.A. Valls Ferrer [ID162](#), T.R. Van Daalen [ID137](#),
 P. Van Gemmeren [ID6](#), M. Van Rijnbach [ID124,36](#), S. Van Stroud [ID95](#), I. Van Vulpen [ID113](#),
 M. Vanadia [ID75a,75b](#), W. Vandelli [ID36](#), M. Vandembroucke [ID134](#), E.R. Vandewall [ID120](#), D. Vannicola [ID150](#),
 L. Vannoli [ID57b,57a](#), R. Vari [ID74a](#), E.W. Varnes [ID7](#), C. Varni [ID17a](#), T. Varol [ID147](#), D. Varouchas [ID66](#),
 L. Varriale [ID162](#), K.E. Varvell [ID146](#), M.E. Vasile [ID27b](#), L. Vaslin [ID40](#), G.A. Vasquez [ID164](#), F. Vazeille [ID40](#),
 T. Vazquez Schroeder [ID36](#), J. Veatch [ID31](#), V. Vecchio [ID100](#), M.J. Veen [ID102](#), I. Veliscek [ID125](#),
 L.M. Veloce [ID154](#), F. Veloso [ID129a,129c](#), S. Veneziano [ID74a](#), A. Ventura [ID69a,69b](#), A. Verbytskyi [ID109](#),
 M. Verducci [ID73a,73b](#), C. Vergis [ID24](#), M. Verissimo De Araujo [ID81b](#), W. Verkerke [ID113](#),
 J.C. Vermeulen [ID113](#), C. Vernieri [ID142](#), P.J. Verschuuren [ID94](#), M. Vessella [ID102](#), M.C. Vetterli [ID141,ak](#),
 A. Vgenopoulos [ID151,f](#), N. Viaux Maira [ID136f](#), T. Vickey [ID138](#), O.E. Vickey Boeriu [ID138](#),
 G.H.A. Viehhauser [ID125](#), L. Vigani [ID63b](#), M. Villa [ID23b,23a](#), M. Villaplana Perez [ID162](#), E.M. Villhauer [ID52](#),
 E. Vilucchi [ID53](#), M.G. Vincter [ID34](#), G.S. Virdee [ID20](#), A. Vishwakarma [ID52](#), C. Vittori [ID23b,23a](#),
 I. Vivarelli [ID145](#), V. Vladimirov [ID166](#), E. Voevodina [ID109](#), F. Vogel [ID108](#), P. Vokac [ID131](#), J. Von Ahnen [ID48](#),
 E. Von Toerne [ID24](#), B. Vormwald [ID36](#), V. Vorobel [ID132](#), K. Vorobev [ID37](#), M. Vos [ID162](#), K. Voss [ID140](#),
 J.H. Vossebeld [ID91](#), M. Vozak [ID113](#), L. Vozdecky [ID93](#), N. Vranjes [ID15](#), M. Vranjes Milosavljevic [ID15](#),
 M. Vreeswijk [ID113](#), R. Vuillermet [ID36](#), O. Vujanovic [ID99](#), I. Vukotic [ID39](#), S. Wada [ID156](#), C. Wagner [ID102](#),
 W. Wagner [ID170](#), S. Wahdan [ID170](#), H. Wahlberg [ID89](#), R. Wakasa [ID156](#), M. Wakida [ID110](#),
 V.M. Walbrecht [ID109](#), J. Walder [ID133](#), R. Walker [ID108](#), W. Walkowiak [ID140](#), A.M. Wang [ID61](#),
 A.Z. Wang [ID169](#), C. Wang [ID62a](#), C. Wang [ID62c](#), H. Wang [ID17a](#), J. Wang [ID64a](#), R.-J. Wang [ID99](#),
 R. Wang [ID61](#), R. Wang [ID6](#), S.M. Wang [ID147](#), S. Wang [ID62b](#), T. Wang [ID62a](#), W.T. Wang [ID79](#),
 X. Wang [ID14c](#), X. Wang [ID161](#), X. Wang [ID62c](#), Y. Wang [ID62d](#), Y. Wang [ID14c](#), Z. Wang [ID105](#),
 Z. Wang [ID62d,51,62c](#), Z. Wang [ID105](#), A. Warburton [ID103](#), R.J. Ward [ID20](#), N. Warrack [ID59](#), A.T. Watson [ID20](#),
 H. Watson [ID59](#), M.F. Watson [ID20](#), G. Watts [ID137](#), B.M. Waugh [ID95](#), A.F. Webb [ID11](#), C. Weber [ID29](#),
 H.A. Weber [ID18](#), M.S. Weber [ID19](#), S.M. Weber [ID63a](#), C. Wei [ID62a](#), Y. Wei [ID125](#), A.R. Weidberg [ID125](#),
 J. Weingarten [ID49](#), M. Weirich [ID99](#), C. Weiser [ID54](#), C.J. Wells [ID48](#), T. Wenaus [ID29](#), B. Wendland [ID49](#),
 T. Wengler [ID36](#), N.S. Wenke [ID109](#), N. Wermes [ID24](#), M. Wessels [ID63a](#), K. Whalen [ID122](#), A.M. Wharton [ID90](#),
 A.S. White [ID61](#), A. White [ID8](#), M.J. White [ID1](#), D. Whiteson [ID159](#), L. Wickremasinghe [ID123](#),
 W. Wiedenmann [ID169](#), C. Wiel [ID50](#), M. Wielers [ID133](#), C. Wiglesworth [ID42](#), L.A.M. Wiik-Fuchs [ID54](#),
 D.J. Wilbern [ID119](#), H.G. Wilkens [ID36](#), D.M. Williams [ID41](#), H.H. Williams [ID127](#), S. Williams [ID32](#),
 S. Willocq [ID102](#), P.J. Windischhofer [ID125](#), F. Winklmeier [ID122](#), B.T. Winter [ID54](#), J.K. Winter [ID100](#),

M. Wittgen¹⁴², M. Wobisch⁹⁶, R. Wölker¹²⁵, J. Wollrath¹⁵⁹, M.W. Wolter⁸⁵, H. Wolters^{129a,129c}, V.W.S. Wong¹⁶³, A.F. Wongel⁴⁸, S.D. Worm⁴⁸, B.K. Wosiek⁸⁵, K.W. Woźniak⁸⁵, K. Wraight⁵⁹, J. Wu^{14a,14d}, M. Wu^{64a}, M. Wu¹¹², S.L. Wu¹⁶⁹, X. Wu⁵⁶, Y. Wu^{62a}, Z. Wu^{134,62a}, J. Wuerzinger¹²⁵, T.R. Wyatt¹⁰⁰, B.M. Wynne⁵², S. Xella⁴², L. Xia^{14c}, M. Xia^{14b}, J. Xiang^{64c}, X. Xiao¹⁰⁵, M. Xie^{62a}, X. Xie^{62a}, S. Xin^{14a,14d}, J. Xiong^{17a}, I. Xiotidis¹⁴⁵, D. Xu^{14a}, H. Xu^{62a}, H. Xu^{62a}, L. Xu^{62a}, R. Xu¹²⁷, T. Xu¹⁰⁵, W. Xu¹⁰⁵, Y. Xu^{14b}, Z. Xu^{62b}, Z. Xu^{14a}, B. Yabsley¹⁴⁶, S. Yacoob^{33a}, N. Yamaguchi⁸⁸, Y. Yamaguchi¹⁵³, H. Yamauchi¹⁵⁶, T. Yamazaki^{17a}, Y. Yamazaki⁸³, J. Yan^{62c}, S. Yan¹²⁵, Z. Yan²⁵, H.J. Yang^{62c,62d}, H.T. Yang^{62a}, S. Yang^{62a}, T. Yang^{64c}, X. Yang^{62a}, X. Yang^{14a}, Y. Yang⁴⁴, Z. Yang^{62a,105}, W-M. Yao^{17a}, Y.C. Yap⁴⁸, H. Ye^{14c}, H. Ye⁵⁵, J. Ye⁴⁴, S. Ye²⁹, X. Ye^{62a}, Y. Yeh⁹⁵, I. Yeletsikh³⁸, B.K. Yeo^{17a}, M.R. Yexley⁹⁰, P. Yin⁴¹, K. Yorita¹⁶⁷, S. Younas^{27b}, C.J.S. Young⁵⁴, C. Young¹⁴², M. Yuan¹⁰⁵, R. Yuan^{62b,1}, L. Yue⁹⁵, X. Yue^{63a}, M. Zaazoua^{35e}, B. Zabinski⁸⁵, E. Zaid⁵², T. Zakareishvili^{148b}, N. Zakharchuk³⁴, S. Zambito⁵⁶, J.A. Zamora Saa^{136d,136b}, J. Zang¹⁵², D. Zanzi⁵⁴, O. Zaplatilek¹³¹, S.V. Zeißner⁴⁹, C. Zeitnitz¹⁷⁰, J.C. Zeng¹⁶¹, D.T. Zenger Jr²⁶, O. Zenin³⁷, T. Ženiš^{28a}, S. Zenz⁹³, S. Zerradi^{35a}, D. Zerwas⁶⁶, M. Zhai^{14a,14d}, B. Zhang^{14c}, D.F. Zhang¹³⁸, J. Zhang^{62b}, J. Zhang⁶, K. Zhang^{14a,14d}, L. Zhang^{14c}, P. Zhang^{14a,14d}, R. Zhang¹⁶⁹, S. Zhang¹⁰⁵, T. Zhang¹⁵², X. Zhang^{62c}, X. Zhang^{62b}, Y. Zhang^{62c,5}, Z. Zhang^{17a}, Z. Zhang⁶⁶, H. Zhao¹³⁷, P. Zhao⁵¹, T. Zhao^{62b}, Y. Zhao¹³⁵, Z. Zhao^{62a}, A. Zhemchugov³⁸, X. Zheng^{62a}, Z. Zheng¹⁴², D. Zhong¹⁶¹, B. Zhou¹⁰⁵, C. Zhou¹⁶⁹, H. Zhou⁷, N. Zhou^{62c}, Y. Zhou⁷, C.G. Zhu^{62b}, C. Zhu^{14a,14d}, H.L. Zhu^{62a}, H. Zhu^{14a}, J. Zhu¹⁰⁵, Y. Zhu^{62c}, Y. Zhu^{62a}, X. Zhuang^{14a}, K. Zhukov³⁷, V. Zhulanov³⁷, N.I. Zimine³⁸, J. Zinsser^{63b}, M. Ziolkowski¹⁴⁰, L. Živković¹⁵, A. Zoccoli^{23b,23a}, K. Zoch⁵⁶, T.G. Zorbas¹³⁸, O. Zormpa⁴⁶, W. Zou⁴¹, L. Zwalinski³⁶.

¹Department of Physics, University of Adelaide, Adelaide; Australia.

²Department of Physics, University of Alberta, Edmonton AB; Canada.

³(^a)Department of Physics, Ankara University, Ankara; (^b)Division of Physics, TOBB University of Economics and Technology, Ankara; Türkiye.

⁴LAPP, Université Savoie Mont Blanc, CNRS/IN2P3, Annecy; France.

⁵APC, Université Paris Cité, CNRS/IN2P3, Paris; France.

⁶High Energy Physics Division, Argonne National Laboratory, Argonne IL; United States of America.

⁷Department of Physics, University of Arizona, Tucson AZ; United States of America.

⁸Department of Physics, University of Texas at Arlington, Arlington TX; United States of America.

⁹Physics Department, National and Kapodistrian University of Athens, Athens; Greece.

¹⁰Physics Department, National Technical University of Athens, Zografou; Greece.

¹¹Department of Physics, University of Texas at Austin, Austin TX; United States of America.

¹²Institute of Physics, Azerbaijan Academy of Sciences, Baku; Azerbaijan.

¹³Institut de Física d'Altes Energies (IFAE), Barcelona Institute of Science and Technology, Barcelona; Spain.

¹⁴(^a)Institute of High Energy Physics, Chinese Academy of Sciences, Beijing; (^b)Physics Department, Tsinghua University, Beijing; (^c)Department of Physics, Nanjing University, Nanjing; (^d)University of Chinese Academy of Science (UCAS), Beijing; China.

¹⁵Institute of Physics, University of Belgrade, Belgrade; Serbia.

¹⁶Department for Physics and Technology, University of Bergen, Bergen; Norway.

¹⁷(^a)Physics Division, Lawrence Berkeley National Laboratory, Berkeley CA; (^b)University of California, Berkeley CA; United States of America.

- ¹⁸Institut für Physik, Humboldt Universität zu Berlin, Berlin; Germany.
- ¹⁹Albert Einstein Center for Fundamental Physics and Laboratory for High Energy Physics, University of Bern, Bern; Switzerland.
- ²⁰School of Physics and Astronomy, University of Birmingham, Birmingham; United Kingdom.
- ²¹(^a) Department of Physics, Bogazici University, Istanbul; (^b) Department of Physics Engineering, Gaziantep University, Gaziantep; (^c) Department of Physics, Istanbul University, Istanbul; (^d) Istinye University, Sariyer, Istanbul; Türkiye.
- ²²(^a) Facultad de Ciencias y Centro de Investigaciones, Universidad Antonio Nariño, Bogotá; (^b) Departamento de Física, Universidad Nacional de Colombia, Bogotá; Colombia.
- ²³(^a) Dipartimento di Fisica e Astronomia A. Righi, Università di Bologna, Bologna; (^b) INFN Sezione di Bologna; Italy.
- ²⁴Physikalisches Institut, Universität Bonn, Bonn; Germany.
- ²⁵Department of Physics, Boston University, Boston MA; United States of America.
- ²⁶Department of Physics, Brandeis University, Waltham MA; United States of America.
- ²⁷(^a) Transilvania University of Brasov, Brasov; (^b) Horia Hulubei National Institute of Physics and Nuclear Engineering, Bucharest; (^c) Department of Physics, Alexandru Ioan Cuza University of Iasi, Iasi; (^d) National Institute for Research and Development of Isotopic and Molecular Technologies, Physics Department, Cluj-Napoca; (^e) University Politehnica Bucharest, Bucharest; (^f) West University in Timisoara, Timisoara; (^g) Faculty of Physics, University of Bucharest, Bucharest; Romania.
- ²⁸(^a) Faculty of Mathematics, Physics and Informatics, Comenius University, Bratislava; (^b) Department of Subnuclear Physics, Institute of Experimental Physics of the Slovak Academy of Sciences, Kosice; Slovak Republic.
- ²⁹Physics Department, Brookhaven National Laboratory, Upton NY; United States of America.
- ³⁰Universidad de Buenos Aires, Facultad de Ciencias Exactas y Naturales, Departamento de Física, y CONICET, Instituto de Física de Buenos Aires (IFIBA), Buenos Aires; Argentina.
- ³¹California State University, CA; United States of America.
- ³²Cavendish Laboratory, University of Cambridge, Cambridge; United Kingdom.
- ³³(^a) Department of Physics, University of Cape Town, Cape Town; (^b) iThemba Labs, Western Cape; (^c) Department of Mechanical Engineering Science, University of Johannesburg, Johannesburg; (^d) National Institute of Physics, University of the Philippines Diliman (Philippines); (^e) University of South Africa, Department of Physics, Pretoria; (^f) University of Zululand, KwaDlangezwa; (^g) School of Physics, University of the Witwatersrand, Johannesburg; South Africa.
- ³⁴Department of Physics, Carleton University, Ottawa ON; Canada.
- ³⁵(^a) Faculté des Sciences Ain Chock, Réseau Universitaire de Physique des Hautes Energies - Université Hassan II, Casablanca; (^b) Faculté des Sciences, Université Ibn-Tofail, Kénitra; (^c) Faculté des Sciences Semlalia, Université Cadi Ayyad, LPHEA-Marrakech; (^d) LPMR, Faculté des Sciences, Université Mohamed Premier, Oujda; (^e) Faculté des sciences, Université Mohammed V, Rabat; (^f) Institute of Applied Physics, Mohammed VI Polytechnic University, Ben Guerir; Morocco.
- ³⁶CERN, Geneva; Switzerland.
- ³⁷Affiliated with an institute covered by a cooperation agreement with CERN.
- ³⁸Affiliated with an international laboratory covered by a cooperation agreement with CERN.
- ³⁹Enrico Fermi Institute, University of Chicago, Chicago IL; United States of America.
- ⁴⁰LPC, Université Clermont Auvergne, CNRS/IN2P3, Clermont-Ferrand; France.
- ⁴¹Nevis Laboratory, Columbia University, Irvington NY; United States of America.
- ⁴²Niels Bohr Institute, University of Copenhagen, Copenhagen; Denmark.
- ⁴³(^a) Dipartimento di Fisica, Università della Calabria, Rende; (^b) INFN Gruppo Collegato di Cosenza, Laboratori Nazionali di Frascati; Italy.

- ⁴⁴Physics Department, Southern Methodist University, Dallas TX; United States of America.
- ⁴⁵Physics Department, University of Texas at Dallas, Richardson TX; United States of America.
- ⁴⁶National Centre for Scientific Research "Demokritos", Agia Paraskevi; Greece.
- ⁴⁷(^a) Department of Physics, Stockholm University; (^b) Oskar Klein Centre, Stockholm; Sweden.
- ⁴⁸Deutsches Elektronen-Synchrotron DESY, Hamburg and Zeuthen; Germany.
- ⁴⁹Fakultät Physik, Technische Universität Dortmund, Dortmund; Germany.
- ⁵⁰Institut für Kern- und Teilchenphysik, Technische Universität Dresden, Dresden; Germany.
- ⁵¹Department of Physics, Duke University, Durham NC; United States of America.
- ⁵²SUPA - School of Physics and Astronomy, University of Edinburgh, Edinburgh; United Kingdom.
- ⁵³INFN e Laboratori Nazionali di Frascati, Frascati; Italy.
- ⁵⁴Physikalisches Institut, Albert-Ludwigs-Universität Freiburg, Freiburg; Germany.
- ⁵⁵II. Physikalisches Institut, Georg-August-Universität Göttingen, Göttingen; Germany.
- ⁵⁶Département de Physique Nucléaire et Corpusculaire, Université de Genève, Genève; Switzerland.
- ⁵⁷(^a) Dipartimento di Fisica, Università di Genova, Genova; (^b) INFN Sezione di Genova; Italy.
- ⁵⁸II. Physikalisches Institut, Justus-Liebig-Universität Giessen, Giessen; Germany.
- ⁵⁹SUPA - School of Physics and Astronomy, University of Glasgow, Glasgow; United Kingdom.
- ⁶⁰LPSC, Université Grenoble Alpes, CNRS/IN2P3, Grenoble INP, Grenoble; France.
- ⁶¹Laboratory for Particle Physics and Cosmology, Harvard University, Cambridge MA; United States of America.
- ⁶²(^a) Department of Modern Physics and State Key Laboratory of Particle Detection and Electronics, University of Science and Technology of China, Hefei; (^b) Institute of Frontier and Interdisciplinary Science and Key Laboratory of Particle Physics and Particle Irradiation (MOE), Shandong University, Qingdao; (^c) School of Physics and Astronomy, Shanghai Jiao Tong University, Key Laboratory for Particle Astrophysics and Cosmology (MOE), SKLPPC, Shanghai; (^d) Tsung-Dao Lee Institute, Shanghai; China.
- ⁶³(^a) Kirchhoff-Institut für Physik, Ruprecht-Karls-Universität Heidelberg, Heidelberg; (^b) Physikalisches Institut, Ruprecht-Karls-Universität Heidelberg, Heidelberg; Germany.
- ⁶⁴(^a) Department of Physics, Chinese University of Hong Kong, Shatin, N.T., Hong Kong; (^b) Department of Physics, University of Hong Kong, Hong Kong; (^c) Department of Physics and Institute for Advanced Study, Hong Kong University of Science and Technology, Clear Water Bay, Kowloon, Hong Kong; China.
- ⁶⁵Department of Physics, National Tsing Hua University, Hsinchu; Taiwan.
- ⁶⁶IJCLab, Université Paris-Saclay, CNRS/IN2P3, 91405, Orsay; France.
- ⁶⁷Department of Physics, Indiana University, Bloomington IN; United States of America.
- ⁶⁸(^a) INFN Gruppo Collegato di Udine, Sezione di Trieste, Udine; (^b) ICTP, Trieste; (^c) Dipartimento Politecnico di Ingegneria e Architettura, Università di Udine, Udine; Italy.
- ⁶⁹(^a) INFN Sezione di Lecce; (^b) Dipartimento di Matematica e Fisica, Università del Salento, Lecce; Italy.
- ⁷⁰(^a) INFN Sezione di Milano; (^b) Dipartimento di Fisica, Università di Milano, Milano; Italy.
- ⁷¹(^a) INFN Sezione di Napoli; (^b) Dipartimento di Fisica, Università di Napoli, Napoli; Italy.
- ⁷²(^a) INFN Sezione di Pavia; (^b) Dipartimento di Fisica, Università di Pavia, Pavia; Italy.
- ⁷³(^a) INFN Sezione di Pisa; (^b) Dipartimento di Fisica E. Fermi, Università di Pisa, Pisa; Italy.
- ⁷⁴(^a) INFN Sezione di Roma; (^b) Dipartimento di Fisica, Sapienza Università di Roma, Roma; Italy.
- ⁷⁵(^a) INFN Sezione di Roma Tor Vergata; (^b) Dipartimento di Fisica, Università di Roma Tor Vergata, Roma; Italy.
- ⁷⁶(^a) INFN Sezione di Roma Tre; (^b) Dipartimento di Matematica e Fisica, Università Roma Tre, Roma; Italy.
- ⁷⁷(^a) INFN-TIFPA; (^b) Università degli Studi di Trento, Trento; Italy.
- ⁷⁸Universität Innsbruck, Department of Astro and Particle Physics, Innsbruck; Austria.
- ⁷⁹University of Iowa, Iowa City IA; United States of America.

- ⁸⁰Department of Physics and Astronomy, Iowa State University, Ames IA; United States of America.
- ⁸¹(^a) Departamento de Engenharia Elétrica, Universidade Federal de Juiz de Fora (UFJF), Juiz de Fora; (^b) Universidade Federal do Rio De Janeiro COPPE/EE/IF, Rio de Janeiro; (^c) Instituto de Física, Universidade de São Paulo, São Paulo; (^d) Rio de Janeiro State University, Rio de Janeiro; Brazil.
- ⁸²KEK, High Energy Accelerator Research Organization, Tsukuba; Japan.
- ⁸³Graduate School of Science, Kobe University, Kobe; Japan.
- ⁸⁴(^a) AGH University of Science and Technology, Faculty of Physics and Applied Computer Science, Krakow; (^b) Marian Smoluchowski Institute of Physics, Jagiellonian University, Krakow; Poland.
- ⁸⁵Institute of Nuclear Physics Polish Academy of Sciences, Krakow; Poland.
- ⁸⁶Faculty of Science, Kyoto University, Kyoto; Japan.
- ⁸⁷Kyoto University of Education, Kyoto; Japan.
- ⁸⁸Research Center for Advanced Particle Physics and Department of Physics, Kyushu University, Fukuoka ; Japan.
- ⁸⁹Instituto de Física La Plata, Universidad Nacional de La Plata and CONICET, La Plata; Argentina.
- ⁹⁰Physics Department, Lancaster University, Lancaster; United Kingdom.
- ⁹¹Oliver Lodge Laboratory, University of Liverpool, Liverpool; United Kingdom.
- ⁹²Department of Experimental Particle Physics, Jožef Stefan Institute and Department of Physics, University of Ljubljana, Ljubljana; Slovenia.
- ⁹³School of Physics and Astronomy, Queen Mary University of London, London; United Kingdom.
- ⁹⁴Department of Physics, Royal Holloway University of London, Egham; United Kingdom.
- ⁹⁵Department of Physics and Astronomy, University College London, London; United Kingdom.
- ⁹⁶Louisiana Tech University, Ruston LA; United States of America.
- ⁹⁷Fysiska institutionen, Lunds universitet, Lund; Sweden.
- ⁹⁸Departamento de Física Teórica C-15 and CIAFF, Universidad Autónoma de Madrid, Madrid; Spain.
- ⁹⁹Institut für Physik, Universität Mainz, Mainz; Germany.
- ¹⁰⁰School of Physics and Astronomy, University of Manchester, Manchester; United Kingdom.
- ¹⁰¹CPPM, Aix-Marseille Université, CNRS/IN2P3, Marseille; France.
- ¹⁰²Department of Physics, University of Massachusetts, Amherst MA; United States of America.
- ¹⁰³Department of Physics, McGill University, Montreal QC; Canada.
- ¹⁰⁴School of Physics, University of Melbourne, Victoria; Australia.
- ¹⁰⁵Department of Physics, University of Michigan, Ann Arbor MI; United States of America.
- ¹⁰⁶Department of Physics and Astronomy, Michigan State University, East Lansing MI; United States of America.
- ¹⁰⁷Group of Particle Physics, University of Montreal, Montreal QC; Canada.
- ¹⁰⁸Fakultät für Physik, Ludwig-Maximilians-Universität München, München; Germany.
- ¹⁰⁹Max-Planck-Institut für Physik (Werner-Heisenberg-Institut), München; Germany.
- ¹¹⁰Graduate School of Science and Kobayashi-Maskawa Institute, Nagoya University, Nagoya; Japan.
- ¹¹¹Department of Physics and Astronomy, University of New Mexico, Albuquerque NM; United States of America.
- ¹¹²Institute for Mathematics, Astrophysics and Particle Physics, Radboud University/Nikhef, Nijmegen; Netherlands.
- ¹¹³Nikhef National Institute for Subatomic Physics and University of Amsterdam, Amsterdam; Netherlands.
- ¹¹⁴Department of Physics, Northern Illinois University, DeKalb IL; United States of America.
- ¹¹⁵(^a) New York University Abu Dhabi, Abu Dhabi; (^b) University of Sharjah, Sharjah; United Arab Emirates.
- ¹¹⁶Department of Physics, New York University, New York NY; United States of America.

- ¹¹⁷Ochanomizu University, Otsuka, Bunkyo-ku, Tokyo; Japan.
- ¹¹⁸Ohio State University, Columbus OH; United States of America.
- ¹¹⁹Homer L. Dodge Department of Physics and Astronomy, University of Oklahoma, Norman OK; United States of America.
- ¹²⁰Department of Physics, Oklahoma State University, Stillwater OK; United States of America.
- ¹²¹Palacký University, Joint Laboratory of Optics, Olomouc; Czech Republic.
- ¹²²Institute for Fundamental Science, University of Oregon, Eugene, OR; United States of America.
- ¹²³Graduate School of Science, Osaka University, Osaka; Japan.
- ¹²⁴Department of Physics, University of Oslo, Oslo; Norway.
- ¹²⁵Department of Physics, Oxford University, Oxford; United Kingdom.
- ¹²⁶LPNHE, Sorbonne Université, Université Paris Cité, CNRS/IN2P3, Paris; France.
- ¹²⁷Department of Physics, University of Pennsylvania, Philadelphia PA; United States of America.
- ¹²⁸Department of Physics and Astronomy, University of Pittsburgh, Pittsburgh PA; United States of America.
- ¹²⁹^(a)Laboratório de Instrumentação e Física Experimental de Partículas - LIP, Lisboa;^(b)Departamento de Física, Faculdade de Ciências, Universidade de Lisboa, Lisboa;^(c)Departamento de Física, Universidade de Coimbra, Coimbra;^(d)Centro de Física Nuclear da Universidade de Lisboa, Lisboa;^(e)Departamento de Física, Universidade do Minho, Braga;^(f)Departamento de Física Teórica y del Cosmos, Universidad de Granada, Granada (Spain);^(g)Departamento de Física, Instituto Superior Técnico, Universidade de Lisboa, Lisboa; Portugal.
- ¹³⁰Institute of Physics of the Czech Academy of Sciences, Prague; Czech Republic.
- ¹³¹Czech Technical University in Prague, Prague; Czech Republic.
- ¹³²Charles University, Faculty of Mathematics and Physics, Prague; Czech Republic.
- ¹³³Particle Physics Department, Rutherford Appleton Laboratory, Didcot; United Kingdom.
- ¹³⁴IRFU, CEA, Université Paris-Saclay, Gif-sur-Yvette; France.
- ¹³⁵Santa Cruz Institute for Particle Physics, University of California Santa Cruz, Santa Cruz CA; United States of America.
- ¹³⁶^(a)Departamento de Física, Pontificia Universidad Católica de Chile, Santiago;^(b)Millennium Institute for Subatomic physics at high energy frontier (SAPHIR), Santiago;^(c)Instituto de Investigación Multidisciplinario en Ciencia y Tecnología, y Departamento de Física, Universidad de La Serena;^(d)Universidad Andres Bello, Department of Physics, Santiago;^(e)Instituto de Alta Investigación, Universidad de Tarapacá, Arica;^(f)Departamento de Física, Universidad Técnica Federico Santa María, Valparaíso; Chile.
- ¹³⁷Department of Physics, University of Washington, Seattle WA; United States of America.
- ¹³⁸Department of Physics and Astronomy, University of Sheffield, Sheffield; United Kingdom.
- ¹³⁹Department of Physics, Shinshu University, Nagano; Japan.
- ¹⁴⁰Department Physik, Universität Siegen, Siegen; Germany.
- ¹⁴¹Department of Physics, Simon Fraser University, Burnaby BC; Canada.
- ¹⁴²SLAC National Accelerator Laboratory, Stanford CA; United States of America.
- ¹⁴³Department of Physics, Royal Institute of Technology, Stockholm; Sweden.
- ¹⁴⁴Departments of Physics and Astronomy, Stony Brook University, Stony Brook NY; United States of America.
- ¹⁴⁵Department of Physics and Astronomy, University of Sussex, Brighton; United Kingdom.
- ¹⁴⁶School of Physics, University of Sydney, Sydney; Australia.
- ¹⁴⁷Institute of Physics, Academia Sinica, Taipei; Taiwan.
- ¹⁴⁸^(a)E. Andronikashvili Institute of Physics, Iv. Javakhishvili Tbilisi State University, Tbilisi;^(b)High Energy Physics Institute, Tbilisi State University, Tbilisi;^(c)University of Georgia, Tbilisi; Georgia.

- ¹⁴⁹Department of Physics, Technion, Israel Institute of Technology, Haifa; Israel.
- ¹⁵⁰Raymond and Beverly Sackler School of Physics and Astronomy, Tel Aviv University, Tel Aviv; Israel.
- ¹⁵¹Department of Physics, Aristotle University of Thessaloniki, Thessaloniki; Greece.
- ¹⁵²International Center for Elementary Particle Physics and Department of Physics, University of Tokyo, Tokyo; Japan.
- ¹⁵³Department of Physics, Tokyo Institute of Technology, Tokyo; Japan.
- ¹⁵⁴Department of Physics, University of Toronto, Toronto ON; Canada.
- ¹⁵⁵(^a) TRIUMF, Vancouver BC; (^b) Department of Physics and Astronomy, York University, Toronto ON; Canada.
- ¹⁵⁶Division of Physics and Tomonaga Center for the History of the Universe, Faculty of Pure and Applied Sciences, University of Tsukuba, Tsukuba; Japan.
- ¹⁵⁷Department of Physics and Astronomy, Tufts University, Medford MA; United States of America.
- ¹⁵⁸United Arab Emirates University, Al Ain; United Arab Emirates.
- ¹⁵⁹Department of Physics and Astronomy, University of California Irvine, Irvine CA; United States of America.
- ¹⁶⁰Department of Physics and Astronomy, University of Uppsala, Uppsala; Sweden.
- ¹⁶¹Department of Physics, University of Illinois, Urbana IL; United States of America.
- ¹⁶²Instituto de Física Corpuscular (IFIC), Centro Mixto Universidad de Valencia - CSIC, Valencia; Spain.
- ¹⁶³Department of Physics, University of British Columbia, Vancouver BC; Canada.
- ¹⁶⁴Department of Physics and Astronomy, University of Victoria, Victoria BC; Canada.
- ¹⁶⁵Fakultät für Physik und Astronomie, Julius-Maximilians-Universität Würzburg, Würzburg; Germany.
- ¹⁶⁶Department of Physics, University of Warwick, Coventry; United Kingdom.
- ¹⁶⁷Waseda University, Tokyo; Japan.
- ¹⁶⁸Department of Particle Physics and Astrophysics, Weizmann Institute of Science, Rehovot; Israel.
- ¹⁶⁹Department of Physics, University of Wisconsin, Madison WI; United States of America.
- ¹⁷⁰Fakultät für Mathematik und Naturwissenschaften, Fachgruppe Physik, Bergische Universität Wuppertal, Wuppertal; Germany.
- ¹⁷¹Department of Physics, Yale University, New Haven CT; United States of America.
- ^a Also Affiliated with an institute covered by a cooperation agreement with CERN.
- ^b Also at An-Najah National University, Nablus; Palestine.
- ^c Also at Borough of Manhattan Community College, City University of New York, New York NY; United States of America.
- ^d Also at Bruno Kessler Foundation, Trento; Italy.
- ^e Also at Center for High Energy Physics, Peking University; China.
- ^f Also at Center for Interdisciplinary Research and Innovation (CIRI-AUTH), Thessaloniki ; Greece.
- ^g Also at Centro Studi e Ricerche Enrico Fermi; Italy.
- ^h Also at CERN, Geneva; Switzerland.
- ⁱ Also at Département de Physique Nucléaire et Corpusculaire, Université de Genève, Genève; Switzerland.
- ^j Also at Departament de Física de la Universitat Autònoma de Barcelona, Barcelona; Spain.
- ^k Also at Department of Financial and Management Engineering, University of the Aegean, Chios; Greece.
- ^l Also at Department of Physics and Astronomy, Michigan State University, East Lansing MI; United States of America.
- ^m Also at Department of Physics and Astronomy, University of Louisville, Louisville, KY; United States of America.
- ⁿ Also at Department of Physics, Ben Gurion University of the Negev, Beer Sheva; Israel.
- ^o Also at Department of Physics, California State University, East Bay; United States of America.
- ^p Also at Department of Physics, California State University, Sacramento; United States of America.

- q* Also at Department of Physics, King's College London, London; United Kingdom.
- r* Also at Department of Physics, Stanford University, Stanford CA; United States of America.
- s* Also at Department of Physics, University of Fribourg, Fribourg; Switzerland.
- t* Also at Department of Physics, University of Thessaly; Greece.
- u* Also at Department of Physics, Westmont College, Santa Barbara; United States of America.
- v* Also at Hellenic Open University, Patras; Greece.
- w* Also at Institutio Catalana de Recerca i Estudis Avancats, ICREA, Barcelona; Spain.
- x* Also at Institut für Experimentalphysik, Universität Hamburg, Hamburg; Germany.
- y* Also at Institute for Nuclear Research and Nuclear Energy (INRNE) of the Bulgarian Academy of Sciences, Sofia; Bulgaria.
- z* Also at Institute of Applied Physics, Mohammed VI Polytechnic University, Ben Guerir; Morocco.
- aa* Also at Institute of Particle Physics (IPP); Canada.
- ab* Also at Institute of Physics and Technology, Ulaanbaatar; Mongolia.
- ac* Also at Institute of Physics, Azerbaijan Academy of Sciences, Baku; Azerbaijan.
- ad* Also at Institute of Theoretical Physics, Ilia State University, Tbilisi; Georgia.
- ae* Also at L2IT, Université de Toulouse, CNRS/IN2P3, UPS, Toulouse; France.
- af* Also at Lawrence Livermore National Laboratory, Livermore; United States of America.
- ag* Also at National Institute of Physics, University of the Philippines Diliman (Philippines); Philippines.
- ah* Also at RWTH Aachen University, III. Physikalisches Institut A, Aachen; Germany.
- ai* Also at Technical University of Munich, Munich; Germany.
- aj* Also at The Collaborative Innovation Center of Quantum Matter (CICQM), Beijing; China.
- ak* Also at TRIUMF, Vancouver BC; Canada.
- al* Also at Università di Napoli Parthenope, Napoli; Italy.
- am* Also at University of Chinese Academy of Sciences (UCAS), Beijing; China.
- an* Also at University of Colorado Boulder, Department of Physics, Colorado; United States of America.
- ao* Also at Washington College, Maryland; United States of America.
- ap* Also at Yeditepe University, Physics Department, Istanbul; Türkiye.
- * Deceased