

# Effects of geometry, boundary condition and dynamical rules on the magnetic relaxation of Ising ferromagnet

*Ishita Tikader<sup>1</sup>, Olivia Mallick<sup>2</sup> and Muktish Acharyya<sup>3,\*</sup>*

*Department of Physics, Presidency University,  
86/1 College Street, Kolkata-700073, INDIA*

<sup>1</sup>E-mail:ishita.rs@presiuniv.ac.in

<sup>2</sup>E-mail:olivia.rs@presiuniv.ac.in

<sup>3</sup>E-mail:muktish.physics@presiuniv.ac.in

**Abstract:** We have studied the magnetic relaxation behavior of a two-dimensional Ising ferromagnet by Monte Carlo simulation. Our primary goal is to investigate the effects of the system's geometry (area preserving), boundary conditions, and dynamical rules on the relaxation behavior. The Glauber and Metropolis dynamical rules have been employed. The systems with periodic and open boundary conditions are studied. The major findings are the exponential relaxation and the dependence of relaxation time ( $\tau$ ) on the aspect ratio  $R$  (length over breadth having fixed area). A power law dependence ( $\tau \sim R^{-s}$ ) has been observed for larger values of aspect ratio ( $R$ ). The exponent ( $s$ ) has been found to depend linearly ( $s = aT + b$ ) on the system's temperature ( $T$ ). The transient behaviours of the spin-flip density have been investigated for both surface and bulk/core. The size dependencies of saturated spin-flip density significantly differ for the surface and the bulk/core. Both the saturated bulk/core and saturated surface spin-flip density was found to follow the logarithmic dependence  $f_d = a + b \log(L)$  with the system size. The faster relaxation was observed for open boundary condition with any kind (Metropolis/Glauber) of dynamical rule. Similarly, Metropolis algorithm yields faster relaxation for any kind (open/periodic) of boundary condition.

**Keywords:** Ising ferromagnet, Monte Carlo simulation, Metropolis algorithm, Glauber dynamics, Relaxation behaviour, Spin-flip density

\* Corresponding author

## 1. Introduction:

The cooperatively interacting thermodynamic systems show the relaxation behaviour. If the system is perturbed by an external agency, it takes some time to reach the original equilibrium state, after the removal of the perturbation. The ferromagnetic samples, if perturbed by a strong magnetic field, also relax towards their equilibrium state, after the removal of the magnetic field. The study of this relaxation behaviour of the ferromagnets became an interesting field of research in the last few decades.

The Ising model is the prototype of ferromagnets. The relaxation behaviour of Ising ferromagnet[1] is widely studied in recent past. Although the Ising ferromagnet does not have any intrinsic dynamics, the mean-field dynamical equation was developed by Suzuki and Kubo [2] for Glauber kinetic Ising ferromagnet. This mean-field dynamical equation provides the model to study the dynamical phenomena, e.g. relaxation behaviour.

A series of investigations of the relaxation behaviours of Ising ferromagnet may be mentioned as follows: The decay of spin-spin correlation in the low temperature regime in the one dimensional Ising ferromagnet has been studied[3] using Glauber dynamics. The large scale critical dynamics have been studied [4] to investigate the linear relaxation in two dimensional Ising ferromagnet and estimated the dynamic exponent. The relaxation of energy in two dimensional Ising model has been investigated[5] by Monte Carlo simulation and estimated the critical exponents (above critical temperature) of linear and nonlinear relaxations of the internal energy. The linear and nonlinear relaxation behaviour in kinetic Ising model has been analyzed[6] by Pade approximation. The tricritical relaxation was studied[7] in Glauber kinetic three dimensional Ising model and found that below the tricritical temperature the relaxation is fairly exponential in nature. A slow relaxation has been reported recently [8] in Ising small-world networks with strong long-range interactions. The critical nonequilibrium relaxation in Ising model has been studied[9] by cluster-flip algorithm. The field and size dependence of the relaxation behaviour of the metastable states of the two dimensional Ising model has been studied[10]. The slow relaxation has been reported [11] in a constrained Ising spin chain. The results obtained from the series-expansion and Monte Carlo methods are compared [12] in the non-equilibrium relaxation of Ising model. The relaxation of Glauber kinetic Ising model has been investigated[13] via the theory of the dynamics and clusters near the critical point. The effects of random impurities on the relaxation of Ising ferromagnets have also been investigated[14]. The statistical distribution of relaxation time in Ising ferromagnet has been studied[15] and found the logarithm of the relaxation time is normally distributed in the strong field regime. The relaxation in Ising model has been studied (decay of Hamming distance by Monte Carlo simulations) and observed[16] a simple exponential decay in three and four dimensions below and above the Curie temperature. In two dimensions, a stretched exponential decay is observed only below the critical temperature. The research on the relaxation behaviour of Ising ferromagnet is not only limited by spin- $\frac{1}{2}$ . The magnetic relaxation in spin-1 Ising ferromagnet has also been studied[17] near the second-order phase transition point by solving the kinetic equation obtained from molecular field theory. They have obtained the magnetic dispersion and calculated the absorption factor near the second order phase transition point. The slow relaxation has been observed [18] in diluted antiferromagnets by Monte Carlo simulation.

For completeness, let us mention here some of the experimental studies on the relaxation of magnetic samples. The surface magnetic relaxation was studied[19] in He<sup>3</sup> experimentally by NMR technique in confined geometry. The magnetic relaxation has been experimentally investigated[20] in superconducting YBa<sub>2</sub>Cu<sub>3</sub>O<sub>7</sub> sample. A Carbon nanotube based magnetic nanocomposite sample was chosen to study[21] the magnetic relaxation. The magnetic relaxation behaviours are studied experimentally in single-ion magnets[22] and single molecule magnets[23]. The type of relaxation behaviour was also investigated[24] experimentally to find the non-Arrhenius (does not obey Neel-Arrhenius law) magnetic relaxation. The highly anisotropic ferromagnetic ultrathin films have been used to study[25] the relaxation behaviour (mainly the critical slowing down) in two dimensional Ising ferromagnets.

In reviewing the above-mentioned studies on the relaxation phenomena in Ising ferromagnet, we have

not found any study regarding the roles of boundary conditions, the dynamical rules (Glauber/Metropolis) and the geometrical structures in the relaxation process of Ising ferromagnet. How will the relaxation behaviour get affected by these factors? In this article, we have addressed these questions and studied the relaxation of Ising ferromagnet subject to different boundary conditions, geometrical structures and dynamical rules. We have organised the manuscript as follows: After the introduction in section-1, the ferromagnetic Ising model and the Monte Carlo simulation method are discussed in section-2. The simulational results are reported in section-3 and the paper ends with concluding remarks in section-4.

## 2. The Ising Model and the Monte Carlo Simulation scheme:

We consider a two-dimensional Ising ferromagnetic system with uniform nearest-neighbour interaction described by the following Hamiltonian (in the absence of any external magnetic field),

$$H = -J \sum_{\langle i,j \rangle} S_i S_j \quad (1)$$

where Ising spin variables  $S_i$  can access two discrete values, i.e., +1 and -1 only.  $J$  is the uniform ferromagnetic ( $J > 0$ ) interaction strength between the nearest neighbour spin pairs.

The system is considered to be a two-dimensional rectangular lattice, having a total number of spins  $N = L_x \times L_y$ . Here,  $L_x$  and  $L_y$  represent the length along X-axis and Y-axis respectively and for square lattice  $L_x = L_y$ . The aspect ratio is  $R = \frac{L_x}{L_y}$ . Here, we have studied the relaxation behaviours of two dimensional Ising ferromagnet for different aspect ratios ( $R$ ) but having constant area ( $L_x \times L_y = 4096$ ). Since we are interested to study the role of boundary conditions applied to the Ising system, we have considered both periodic (PBC) and open (OBC) boundary conditions.

Now let us briefly discuss the Monte Carlo simulation method [26] we have employed here. The system is initially kept in a perfectly ordered state, where all spins are pointing up i.e.  $S_i = +1$ . This specific configuration may be imagined as the equilibrium state of the system in the presence of very high magnetic field at any finite (nonzero) temperature. The system is in contact with a heat bath at a constant temperature ( $T$ ). Here, the temperature is measured in the unit of  $J/k_B$ . The target spin (to be flipped or not) has been selected at random. Now the fate of the target spin is determined by the Metropolis single spin flip algorithm or Glauber protocol. Here, we wanted to focus on both kinds of dynamics. Let us denote the randomly selected target spin by  $S_i$ . The change in energy due to trial spin flip is  $\Delta E$  (in units of  $J$ ) is determined by the Hamiltonian (equation-1) mentioned above. The target spin will flip with transition probability prescribed by Metropolis [27] or Glauber[28] algorithm.

Metropolis transition probability is given by,

$$P(S_i \rightarrow -S_i) = \text{Min}[1, \exp(-\frac{\Delta E}{k_B T})] \quad (2)$$

Glauber transition probability is,

$$P(S_i \rightarrow -S_i) = \frac{\exp(-\frac{\Delta E}{k_B T})}{1 + \exp(-\frac{\Delta E}{k_B T})} \quad (3)$$

where  $k_B$  is the Boltzmann constant and  $T$  is the temperature of the system. We have assumed  $k_B = 1$  and  $J = 1$  for simplicity.

If a randomly chosen number (say  $r$ ), uniformly distributed in the range  $[0,1]$  is less than or equal to spin-flip probability  $P(S_i \rightarrow -S_i)$  i.e.,  $r \leq P$ , only then the trial spin would flip (i.e.,  $S_i \rightarrow -S_i$ ). This protocol is repeated for the total  $N = L_x \times L_y$  number of randomly updated spins.  $L_x \times L_y$  number of

such random updates is termed as one Monte Carlo Step per Spin or MCSS which defines the unit of time in this simulation study.

At each Monte Carlo step average magnetisation of the system is represented by,

$$m'(t) = \frac{1}{N} \sum_{i=1}^N S_i. \quad (4)$$

The average instantaneous magnetization  $m(t)$  has been calculated over 50000 number of different samples.

### 3. Simulational results:

#### A. Relaxation of magnetisation:

Initially, we have chosen a square lattice ( $L_x = L_y$ ) of size  $L_x \times L_y$  and considered that all spins are in the up state; i.e.,  $S_i = +1$ , for all  $i$ . This situation can be imagined that, a strong magnetic field is applied to the system externally along the positive  $z$  direction. All of a sudden we switched off the magnetic field. Now in absence of an external field, the system is ready to relax to its equilibrium state at a fixed temperature  $T > T_c$  (where  $T_c$  is the critical temperature). We have thoroughly observed the relaxation of the two dimensional Ising system. In this paper, we are concerned about the role of dynamical algorithms on the transient behaviour of the Ising ferromagnetic system. In particular, our goal is to explore a comparative study between Metropolis algorithm and Glauber dynamics, in the context of magnetic relaxation. We have also studied the effects of boundary conditions (open or periodic) on the magnetic relaxation of the system. We have tried to address the most interesting question. Does the system relax in the same manner if we change the geometry of the lattice keeping the area same? How does this relaxation time change if we deform a square lattice into a quasi-one dimensional strip (keeping the area constant) ?

We have observed the temporal evolution of the sample averaged instantaneous magnetisation  $m(t)$ . Obviously, the average magnetisation has been observed to decay with time. We have kept the temperature  $T = 2.35$ . Since, the system is in paramagnetic phase ( $T_c = 2.269\dots$  is the Onsager value), the magnetisation eventually was found to vanish exponentially, i.e.,  $m(t) \sim e^{(-t/\tau)}$  (straight line in semilogarithmic plot). The exponential relaxation was theoretically predicted in the Glauber kinetic Ising ferromagnet[2] with meanfield approximation. We have shown these results in Fig-1 for different sizes ( $L_x$  and  $L_y$  but for  $L_x \times L_y = 4096$ ) of the system for different boundary conditions. We have studied the relaxation behaviours for different dynamical rules (Glauber/Metropolis). For same boundary conditions, the relaxation is observed to be faster in the case of Metropolis rule. It is evident from Fig-1(a) (Glauber) and Fig-1(c) (Metropolis). The reason is quite clear as the Metropolis probability can assure the spin flip (for negative change in energy due to flip) which is not provided by Glauber protocol. On the other hand, for the same kind of dynamics, the system with open boundary conditions relaxes faster than that for periodic boundary conditions. It would be clear, if one compares the results in the Fig-1(c) and Fig-1(d).

How the relaxation behaviour will depend on the geometry of the lattice? Starting from a square lattice, if the system is deformed (area preserving) to a rectangular shape, how does the relaxation time ( $\tau$ ) get affected by such area preserving deformation ? This requires to measure the relaxation time for various values of  $L_x$  and  $L_y$  (with  $L_x \times L_y$  fixed). In this study, we gradually changed the geometry of the lattice and deformed the square lattice into a rectangular one (keeping  $L_x \times L_y$  fixed). We have measured magnetisation  $m(t)$  of Ising ferromagnetic system for different shapes of the lattice by changing the length along X-axis,  $L_x = 64, 128, 256, 512, 1024$  and  $2048$  and changing corresponding values of  $L_y$  to keep  $L_x \times L_y = 4096$ . We have defined the aspect ratio of the lattice geometry by  $R = \frac{L_x}{L_y}$  and studied the logarithm of the relaxation time ( $\log(\tau)$ ) as a function of  $\log(R)$  for different boundary conditions

(open and periodic) and for different dynamical rules (Glauber and Metropolis). We have presented our result in a compact form in Fig-2. The logarithm of the relaxation time ( $\log(\tau)$ ) is plotted against the logarithm of the aspect ratio ( $\log(R)$ ). The results obtained by using Metropolis dynamics are shown in Fig-2(a) and Fig-2(b) for open and periodic boundary conditions applied to the system respectively. Similarly, the results for open and periodic boundary conditions are shown respectively in Fig-2(c) and Fig-2(d) obtained by using Glauber rule. All the results are obtained for two different temperatures ( $T = 2.325$  and  $T = 2.400$ ). We have observed that for larger values of  $R$ , the relaxation time  $\tau$  shows a strong power law dependence on it ( $R$ ). This prompted us to propose a relation like,  $\tau \sim R^{-s}$ . The exponent,  $s$  of this power law variation, is temperature dependent ( $s(T)$ ). As the temperature increases the value of the exponent  $s$  decreases for any particular type of boundary condition and the dynamical rule. For any fixed temperature and boundary condition, the value of the exponent  $s$  is slightly larger for Glauber dynamics. The exponent  $s$  is found to depend on the temperature ( $T$ ).

What will be the precise thermal ( $T$ ) variation of the exponent  $s$ ? To get the answer to this question, we have estimated the exponent  $s$  ( $\tau \sim R^{-s}$ ) for a range of temperatures (in the paramagnetic region) and shown the results in Fig-3. The results obtained by using Metropolis dynamics have been shown in Fig-3(a) and in Fig-3(b) for open and periodic boundary conditions respectively. Similarly, the results obtained by Glauber rule are shown in Fig-3(c) and in Fig-3(d) for open and periodic boundary conditions respectively. Our results shows that  $s = aT + b$  (linear variation with temperature). The results obtained by linear regression and the fit-statistics are given in Table-1. Qualitatively, similar behaviour has been observed for both Metropolis and Glauber dynamics. However, the rate of linear fall ( $-\frac{ds}{dT}$ ) of the exponent  $s$  with respect to the temperature is significantly higher in the case of periodic boundary condition.

Let us now systematically present our results for different dynamics and different boundary conditions in a tabular form (Table-1).

**Table 1**

Dynamical rule	Boundary condition	a	b	$\chi^2$	DoF
Metropolis	Open	$-1.61 \pm 0.09$	$4.56 \pm 0.22$	0.0001	3
	Periodic	$-2.51 \pm 0.14$	$6.66 \pm 0.32$	0.0003	3
Glauber	Open	$-1.65 \pm 0.05$	$4.68 \pm 0.11$	$4.1 \times 10^{-5}$	3
	Periodic	$-2.52 \pm 0.02$	$6.73 \pm 0.04$	$5.2 \times 10^{-6}$	3

Table 1: Fitting parameters for the exponent  $s$  versus temperature  $T$  plot.

## B. Temporal Growth of Spin flip density:

Since, the decay of the metastable (or unstable) state of the cooperatively interacting spin system is microscopically governed by spin-flip, the average number of spin-flip per site (spin-flip density), would be a crucial measure of relaxation dynamics. We have also studied the spin-flip density as function of time. As the system relaxes, the accompanying spin-flip density grows in time. In the paramagnetic phase, the spin-flip density eventually saturates with some fixed values after relaxation. This saturated spin-flip density is the function of the temperature and system sizes. Precisely, it depends on the surface to volume ratio.

We consider a two dimensional square lattice. The system consists of  $N = L^2$  number of spins where the surface contains  $N_s = (4L - 4)$  number of spins. The inner part of the lattice, defined as the core, contains  $N_c = (L - 2)^2$  number of spins. Each spin inside the core has four nearest neighbours; each spin on the edge of the lattice has three nearest neighbours and each of the four spins at corners has two nearest neighbours only. Initially, the system is in a perfectly ordered state with all spins pointing

up ( $S_i^z = +1$  for all  $i$ ). In order to inspect the free surfaces, the so-called open boundary condition is incorporated here. The spin-flip probability is governed by Metropolis[27] and Glauber [28] dynamics exclusively. The spin-flip density  $f_d$  is defined in the following way :

$$f_d(t) = \frac{\text{Number of spin-flips(surface/core) at t-th MCSS}}{\text{total number of sites on surface/core}} \quad (5)$$

Since we are simulating for a small size of lattice, we have averaged over 10000-80000 different random samples in each different case. The spin-flip density is measured for the ferromagnetic phase ( $T = 2.00$ ) as well as in the paramagnetic phase ( $T = 2.4$ ). We are also interested to do a comparative study between the two kinds of dynamics. The core spin-flip density ( $f_d^c$ ) and surface spin-flip density ( $f_d^s$ ) using Glauber dynamics for temperature  $T = 2.0$  are reported in Fig-4(a) and Fig-4(b) respectively. Here we observed that after a certain period of time the spin flip density became saturated to steady values. The spin flip density for different system sizes was found to saturate at different values. At temperature  $T = 2.0$ , the spin flip density was found to increase as the system size ( $L$ ) decreased. Also, it has been observed that the saturated surface spin flip density is higher than that of the core for any given  $L$ . What will be the scenario in the paramagnetic phase ? We have performed the simulation in the temperature  $T = 2.4$ . Fig-4(c) and Fig-4(d) show the time variations of the core and surface spin flip density respectively at  $T = 2.4$ . It is noticed that in paramagnetic phase, the saturated spin flip density is higher than that observed in the ferromagnetic phase ( $T = 2.0$ ). Therefore, Glauber kinetic Ising ferromagnet shows the relaxation behaviour in such a way that the effect of thermal excitation is more prominent on the surface than that of core. This is confirmed by the spin flip density which shows higher values on the surface than that of core.

We have also studied the spin-flip density (both for surface and core) using the Metropolis dynamical rule. We have observed similar kind of temporal growth of spin-flip density. However, the saturated spin-flip density is found to be higher obviously for Metropolis rule.

In order to find the saturated spin-flip density, we have averaged (in time) the spin flip density over the last 100 MCSS. The saturated spin-flip density has been studied with the system size ( $L$ ). The saturated spin flip density (core/surface) has been studied as linear function of  $\log(L)$ . These are fitted to the function  $f(L) = a + b \log(L)$ . We have studied both for Glauber and Metropolis dynamics. Each one is investigated both in ferromagnetic ( $T = 2.0$ ) and paramagnetic ( $T = 2.4$ ) regions. Here, we have shown (in Fig-5) only the results obtained by using the Metropolis dynamics. Similar results are obtained by using Glauber protocol. The estimated fitting parameters ( $a, b$ ) along with goodness of fit ( $\chi^2$ ) for each case are shown in Table-2 and in Table-3 for Glauber and Metropolis dynamics respectively.

**Table 2**

Temperature		a	b	$\chi^2$	DoF
2.0	Core	$0.099 \pm 0.006$	$-0.006 \pm 0.001$	0.000012	2
	Surface	$0.198 \pm 0.005$	$-0.004 \pm 0.001$	0.000005	2
2.4	Core	$0.210 \pm 0.002$	$-0.003 \pm 0.0005$	0.000001	2
	Surface	$0.282 \pm 0.001$	$-0.001 \pm 0.0003$	0.000007	2

Table 2: Fitting parameters for spin flip density versus logarithm of system size. Data obtained by using Glauber Dynamics.

**Table 3**

Temperature		a	b	$\chi^2$	DoF
2.0	Core	$0.136 \pm 0.012$	$-0.011 \pm 0.003$	0.000035	2
	Surface	$0.257 \pm 0.007$	$-0.007 \pm 0.001$	0.000013	2
2.4	Core	$0.308 \pm 0.004$	$-0.005 \pm 0.0009$	0.000003	2
	Surface	$0.385 \pm 0.003$	$-0.0032 \pm 0.0008$	0.000003	2

Table 3: Fitting parameters for spin flip density versus logarithm of system size. Data obtained by using Metropolis Dynamics.

#### 4. Concluding remarks:

In this article, we have reported the results of our simulational studies on the relaxation behaviour of two-dimensional Ising ferromagnet. We have investigated the role of geometry, boundary conditions, and the dynamical rules on the relaxation behavior of Ising ferromagnet.

Our primary observations are (i) the relaxation of the magnetisation ( $m(t)$ ) is exponential in nature ( $m(t) \sim e^{(-t/\tau)}$ ). (ii) The relaxation time ( $\tau$ ) has significant dependence on the aspect ratio ( $R$ ), in the large  $R$  limit. (iii) The relaxation time ( $\tau$ ) shows a power law dependence on the aspect ratio ( $R$ ), like  $\tau \sim R^{-s}$ . (iv) The exponent ( $s$ ) has been found to be linearly dependent ( $s(T) = aT + b$ ) on the temperature ( $T$ ). The above-mentioned observations are universal and found in both (Metropolis and Glauber) kinds of dynamics and for both (open and periodic) types of boundary conditions. The values of  $a$  and  $b$  have weak dependence on the dynamical rules and strong dependence on the boundary conditions. The magnitudes of  $a$  and  $b$  are higher for the periodic boundary conditions. The values of  $a$  and  $b$  are given in tabular form in Table-1. We believe that these observations are new and systematically presented in this manuscript. The faster relaxation was observed for open boundary condition for any kind (Metropolis/Glauber) of dynamical rule. Similarly, Metropolis algorithm yields faster relaxation for any kind (open/periodic) of boundary condition.

We have also studied the temporal growth of instantaneous spin-flip density (already defined in the text). Here, the boundary conditions are kept open to investigate the behavior in the bulk and on the surface of the system. However, the behavior of the spin-flip density has been studied both in the ferromagnetic and paramagnetic regions. The behavior of spin-flip density has also been investigated for different (Metropolis and Glauber) dynamical rules. We have observed a logarithmic dependence ( $f_a = a + b \log(L)$ ) of saturated spin-flip density with system size ( $L$ ), both for core and surface spin flip density. The logarithmic dependence has been observed both in ferromagnetic and paramagnetic regimes. The values of  $a$  and  $b$  (for such logarithmic fitting) and the values of  $\chi^2$  are given in Table-2 and in Table-3 for Glauber and Metropolis dynamics respectively.

**Acknowledgements:** IT acknowledges the UGC-JRF fellowship, the Government of India, for financial support. OM acknowledges the MANF, UGC, Government of India for financial support.

#### Declarations:

**Data availability statement:** The Data may be available on request to Ishita Tikader.

**Conflict of interest:** The authors have no financial or proprietary interests in any material discussed in this article.

**Funding:** No funding was received particularly for this research.

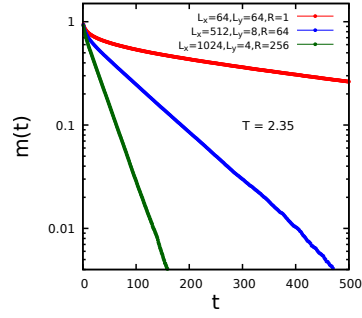
**Authors' contributions:** Ishita Tikader-Developed the code, obtained the data, prepared the figures, wrote the manuscript, Olivia Mallick-Developed the code, obtained the data, prepared the figures, wrote the manuscript, Mukdish Acharyya- Conceptualized the problem, Analysed the result, wrote the manuscript.

## References

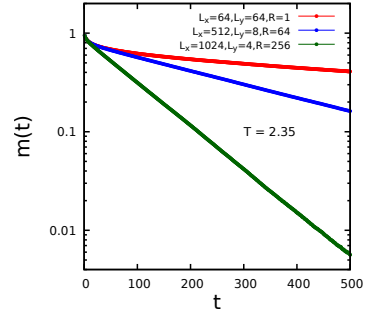
- [1] P. M. Richards, Theory of Magnetic Relaxation in a Near-Ising System: DyES, *Phys. Rev.* 187 (1969) 690
- [2] M. Suzuki and R. Kubo, Dynamics of the Ising Model near the Critical Point. I, *J. Phys. Soc. Jpn.* 24 (1968) 51
- [3] J. Javier Brey and A. Prados, Low-temperature relaxation in the one-dimensional Ising model, *Phys. Rev. E* 53, 458 (1996)
- [4] Y. Lin and F. Wang, Linear relaxation in large two-dimensional Ising models, *Phys. Rev. E* 93, 022113 (2016)
- [5] Masatoshi Mori, Monte Carlo simulation of energy relaxation in the two-dimensional Ising model, *Phys. Rev. B* 47, 11499 (1993)
- [6] M. F. Collins, A. M. Collins, and M. Föhnle, Exponents far from  $T_c$  for the relaxation in the kinetic Ising model, *Phys. Rev. B* 35, 394 (1987)
- [7] H. Müller-Krumbhaar and D. P. Landau, Tricritical relaxation in an Ising-Glauber model with competing interactions, *Phys. Rev. B* 14, 2014 (1976)
- [8] Daun Jeong, M. Y. Choi, and Hyunggyu Park, Slow relaxation in the Ising model on a small-world network with strong long-range interactions, *Phys. Rev. E* 71, 036103 (2005)
- [9] Yusuke Tomita and Yoshihiko Nonomura, Critical nonequilibrium cluster-flip relaxations in Ising models, *Phys. Rev. E* 98, 052110 (2018)
- [10] H. Tomita and S. Miyashita, Statistical properties of the relaxation processes of metastable states in the kinetic Ising model, *Phys. Rev. B* 46, 8886 (1992)
- [11] Satya N. Majumdar and David S. Dean, Slow relaxation in a constrained Ising spin chain: Toy model for granular compaction, *Phys. Rev. E* 66, 056114 (2002)
- [12] Jian-Sheng Wang and Chee Kwan Gan, Nonequilibrium relaxation of the two-dimensional Ising model: Series-expansion and Monte Carlo studies, *Phys. Rev. E* 57, 6548 (1998)
- [13] K. Binder, D. Stauffer, and H. Müller-Krumbhaar, Theory for the dynamics of clusters near the critical point. I. Relaxation of the Glauber kinetic Ising model, *Phys. Rev. B* 12, 5261 (1975)
- [14] K. Oerding, Relaxation times in a finite Ising system with random impurities, *J. Stat. Phys.* 78 (1995) 893
- [15] R. Melin, Magnetic field relaxation in ferromagnetic Ising systems, *J. Magn. Magn. Mater.*, 162 (1996) 211
- [16] P. Grassberger and D. Stauffer, Stretched and non-stretched exponential relaxation in Ising ferromagnets, *Physica A*, 232 (1996) 171
- [17] R. Erdem, Magnetic relaxation in a spin-1 Ising model near the second-order phase transition point, *J. Magn. Magn. Mater.*, 320 (2008) 2273
- [18] U. Nowak and K. D. Usadel, Monte Carlo studies of slow relaxation in diluted antiferromagnets, *Phys. Rev. B*, 39 (1989) 2516
- [19] H. Godfrin, G. Frossati, B. Hebral, D. Thoulouze. SURFACE MAGNETIC RELAXATION - RELATION TO  $3\text{He}\uparrow$  EXPERIMENTS. *Journal de Physique Colloques*, 1980, 41 (C7), pp.C7-275-C7-280. 10.1051/jphyscol:1980742.jpa-00220180



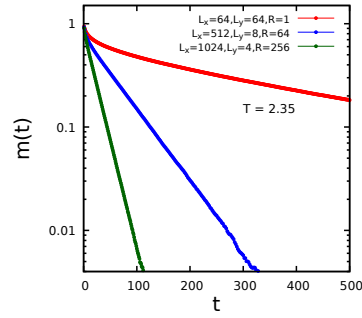
- [20] M. Zazo, L. Torres, J. Iñiguez, J. M. Muñoz and C. de Francisco, Experimental study on magnetic relaxation in  $YBa_2Cu_3O_7$  by means of a simple inductive technique, Applied Physics A volume 57, pages 239–242 (1993)
- [21] J. Calvo-de la Rosa A. L. Danilyuk, I. V. Komissarov, S. L. Prischepa and J. Tejada, Magnetic Relaxation Experiments in CNT-Based Magnetic Nanocomposite, Journal of Superconductivity and Novel magnetism, 32 (2019) 3329
- [22] A. Chiesa , F. Cugini , R. Hussain, E. Macaluso, G. Allodi, E. Garlatti, M. Giansiracusa, C. A. P. Goodwin, F. Ortu, D. Reta, J. M. Skelton , T. Guidi , P. Santini, M. Solzi , R. De Renzi, D. P. Mills , N. F. Chilton , and S. Carretta , Understanding magnetic relaxation in single-ion magnets with high blocking temperature, Phys. Rev. B, 101 (2020) 174402
- [23] Lei Gu and Ruqian Wu, Origins of Slow Magnetic Relaxation in Single-Molecule Magnets, Phys. Rev. Lett, 125 (2020) 117203
- [24] G. Suran, J. I. Arnaudas, M. Ciria, C. de la Fuente, M. Rivoire, O. A. Chubykalo and J. M. González, Evidences of non-Arrhenius magnetic relaxation in macroscopic systems: Experiments and related simulations, Europhysics Letters, 41 (1998) 671
- [25] M. J. Dunlavy and D. Venus, Critical slowing down in the two-dimensional Ising model measured using ferromagnetic ultrathin films, Phys. Rev. B 71 (2005) 144406
- [26] H. Muller-Krumbhaar and K. Binder, Dynamic properties of the Monte Carlo method in statistical mechanics, J. Stat. Phys. 8, 1 (1973)
- [27] N. Metropolis, A. W. Rosenbluth, M. N. Rosenbluth, A. H. Teller, and E. Teller, Equation of State Calculations by Fast Computing Machines, J. Chem. Phys. 21, 1087 (1953)
- [28] R. J. Glauber, Time Dependent Statistics of the Ising Model, J. Math. Phys. 4, 294 1963



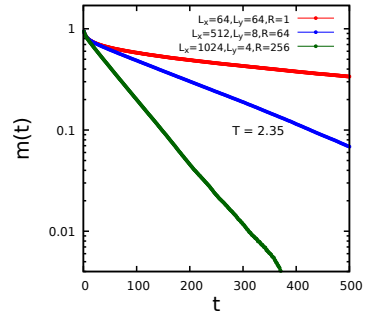
(a)



(b)

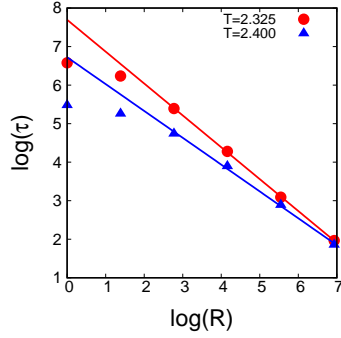


(c)

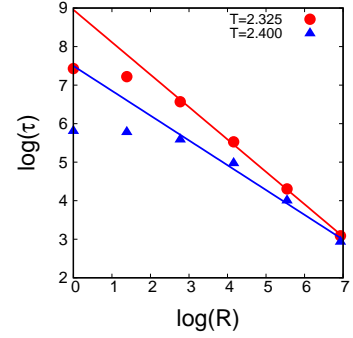


(d)

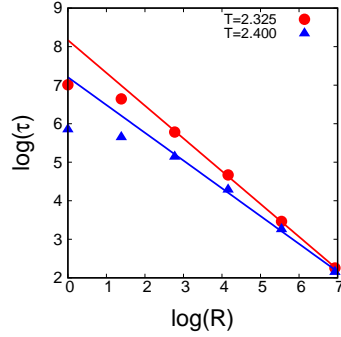
Figure 1: The study of the relaxation behaviour for different geometry with the fixed number of spins or fixed area ( $L_x \times L_y = 4096$  here) and temperature  $T = 2.35$ . We have plotted the data in semi-logarithmic scale. (a) open boundary condition using Glauber dynamics, (b) periodic boundary condition using Glauber dynamics, (c) open boundary condition using Metropolis dynamics and (d) periodic boundary condition using Metropolis dynamics.



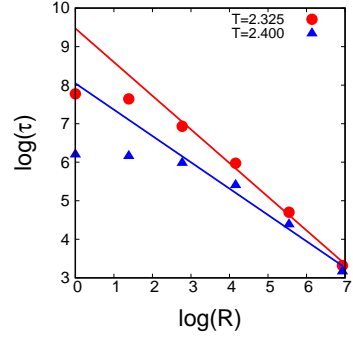
(a)



(b)

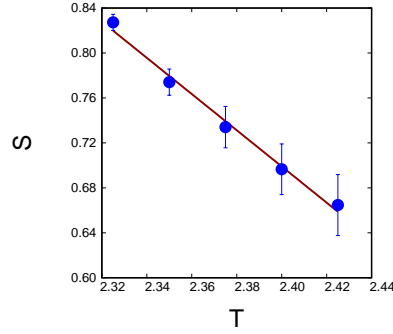


(c)

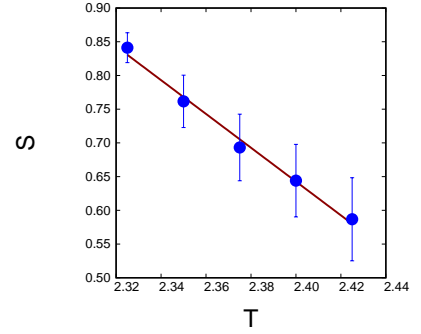


(d)

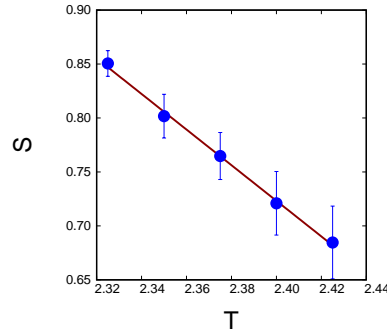
Figure 2: The logarithm of Relaxation time ( $\log(\tau)$ ) is plotted against the logarithm of the aspect ratio ( $\log(R = L_x/L_y)$ ) for two different temperatures in the paramagnetic phase,  $T = 2.325$  (Red circle) and  $T = 2.400$  (Blue triangle). Both are fitted to the straight line,  $\log(\tau) = -s \times \log(R) + r$ . (a) **For open boundary conditions and Metropolis dynamics:** At  $T = 2.325$ ;  $s = 0.827 \pm 0.007$ ,  $r = 7.69 \pm 0.04$  (Red). Here  $\text{DOF}=2$  and  $\chi^2 = 0.001$ . And at  $T = 2.400$ ;  $s = 0.696 \pm 0.022$ ,  $r = 6.72 \pm 0.11$  (Blue). Here  $\text{DOF}=2$  and  $\chi^2 = 0.010$ . (b) **For periodic boundary conditions and Metropolis dynamics:** At  $T = 2.325$ ;  $s = 0.841 \pm 0.022$ ,  $r = 8.95 \pm 0.11$  (Red). Here  $\text{DOF}=2$  and  $\chi^2 = 0.009$ . And at  $T = 2.400$ ;  $s = 0.644 \pm 0.054$ ,  $r = 7.50 \pm 0.27$  (Blue). Here  $\text{DOF}=2$  and  $\chi^2 = 0.056$ . (c) **For open boundary conditions and Glauber dynamics:** At  $T = 2.325$ ;  $s = 0.850 \pm 0.012$ ,  $r = 8.17 \pm 0.06$  (Red). Here  $\text{DOF}=2$  and  $\chi^2 = 0.003$ . And at  $T = 2.400$ ;  $s = 0.721 \pm 0.029$ ,  $r = 7.21 \pm 0.15$  (Blue). Here  $\text{DOF}=2$  and  $\chi^2 = 0.017$ . (d) **For periodic boundary conditions and Glauber dynamics:** At  $T = 2.325$ ;  $s = 0.874 \pm 0.050$ ,  $r = 9.47 \pm 0.25$  (Red). Here  $\text{DOF}=2$  and  $\chi^2 = 0.047$ . And at  $T = 2.400$ ;  $s = 0.683 \pm 0.075$ ,  $r = 8.05 \pm 0.38$  (Blue). Here  $\text{DOF}=2$  and  $\chi^2 = 0.107$ .



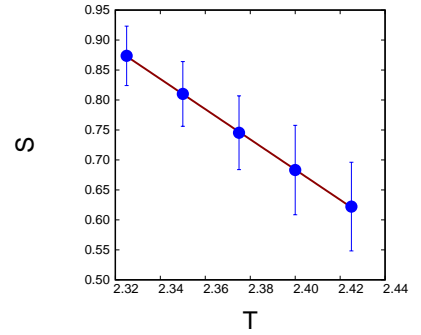
(a)



(b)



(c)



(d)

Figure 3: The exponent  $s$  is plotted against the temperature  $T$  (in the paramagnetic phase). The data are fitted to a straight line,  $s = aT + b$ . (a) **For the open boundary conditions and the Metropolis algorithm:**  $a = -1.61 \pm 0.09$ ,  $b = 4.56 \pm 0.22$ . Here  $\text{DOF} = 3$  and  $\chi^2 = 0.0001$ . (b) **For the periodic boundary conditions and the Metropolis algorithm:** here  $a = -2.51 \pm 0.14$ ,  $b = 6.66 \pm 0.32$ . Here  $\text{DOF} = 3$  and  $\chi^2 = 0.0003$ . (c) **For the open boundary conditions and the Glauber algorithm:** here  $a = -1.65 \pm 0.05$ ,  $b = 4.68 \pm 0.11$ . Here  $\text{DOF} = 3$  and  $\chi^2 = 4.1 \times 10^{-5}$ . (d) **For the periodic boundary conditions and the Glauber algorithm:** here  $a = -2.52 \pm 0.02$ ,  $b = 6.73 \pm 0.04$ . Here  $\text{DOF} = 3$  and  $\chi^2 = 5.2 \times 10^{-6}$ .

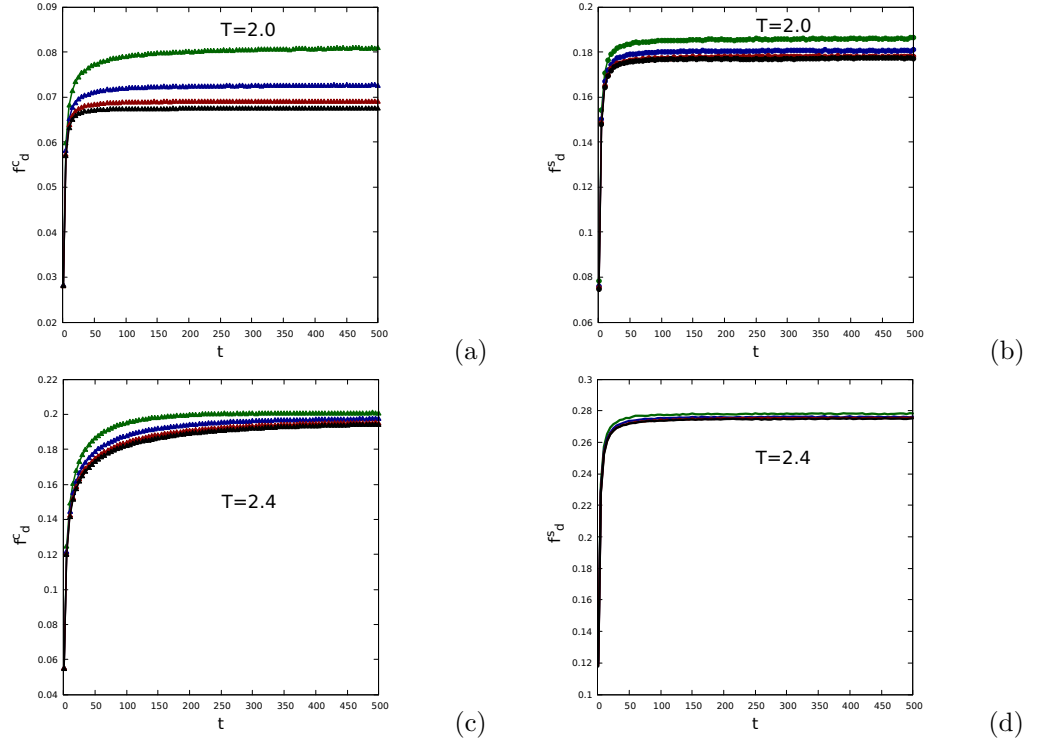


Figure 4: (a) Core spin flip density is plotted against the time(MCSS) at the temperature  $T = 2.0$  for different system sizes ( $L$ );  $L = 200$ (black),  $L = 100$ (red),  $L = 50$ (blue),  $L = 25$ (green), (b) Surface spin flip density is plotted against the time(MCSS) at the temperature  $T = 2.0$  for different system sizes ( $L$ );  $L = 200$  (black),  $L = 100$ (red),  $L = 50$ (blue),  $L = 25$ (green), (c) Core spin flip density is plotted against the time(MCSS) at the temperature  $T = 2.4$  for different system sizes ( $L$ );  $L = 200$ (black),  $L = 100$ (red),  $L = 50$ (blue),  $L = 25$ (green), (d)Surface spin flip density is plotted against the time(MCSS) at the temperature  $T = 2.4$  for different system sizes;  $L = 200$ (black),  $L = 100$ (red),  $L = 50$ (blue),  $L = 25$ (green). Here all the results are obtained by using the Glauber dynamics.

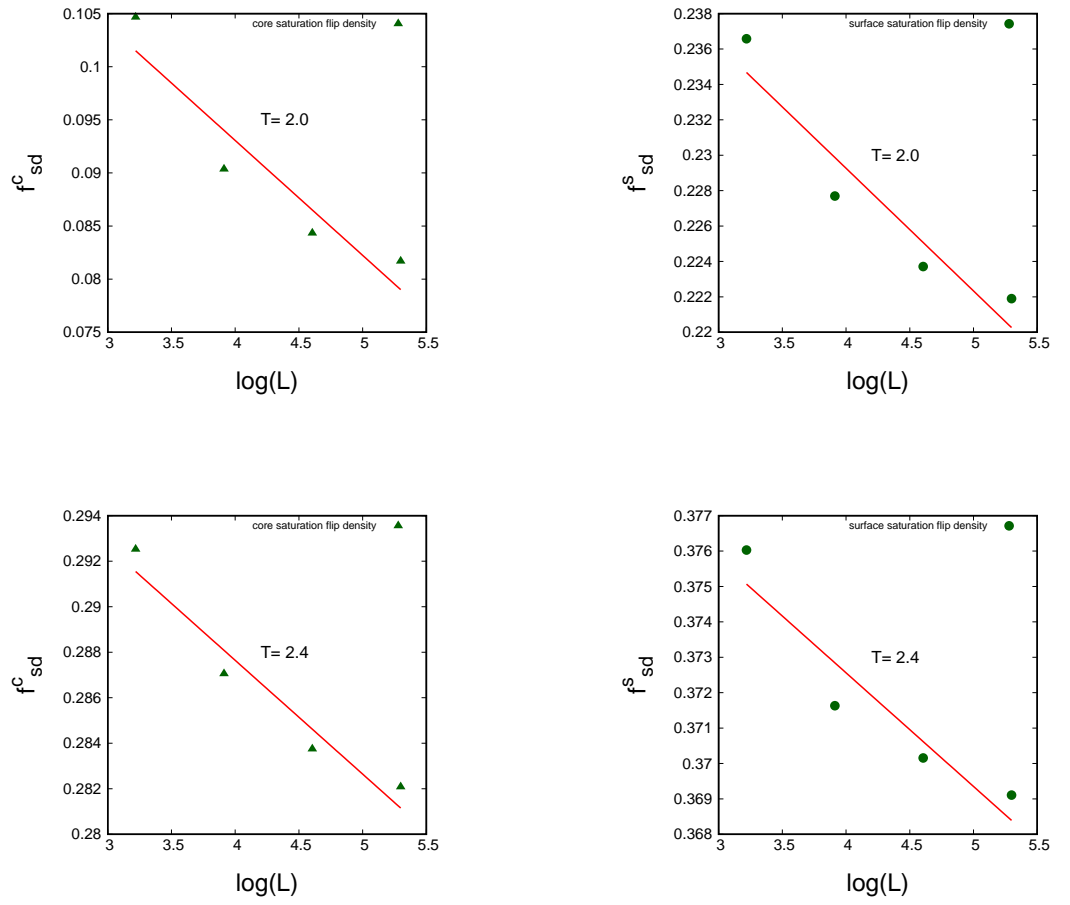


Figure 5: Plot of saturation spin flip density versus  $\log(L)$  for core ( $f_{sd}^c$ ) and surface ( $f_{sd}^s$ ) for the temperatures  $T = 2.0$  and  $T = 2.4$ . Data have been obtained by using Metropolis dynamics. The core and surface are labelled as triangles and bullets respectively. Data are fitted to the function  $f(L) = a + b \log(L)$ . The values of coefficients ( $a, b$ ) and  $\chi^2$  are given in Table-3