

# Higher metal abundances do not solve the solar problem

G. Buldgen<sup>1,2</sup>, P. Eggenberger<sup>1</sup>, A. Noels<sup>2</sup>, R. Scuflaire<sup>2</sup>, A. M. Amarsi<sup>3</sup>, N. Grevesse<sup>2,4</sup>, and S. Salmon<sup>1</sup>

<sup>1</sup> Département d’Astronomie, Université de Genève, Chemin Pegasi 51, CH-1290 Versoix, Switzerland

<sup>2</sup> STAR Institute, Université de Liège, Liège, Belgium

<sup>3</sup> Theoretical Astrophysics, Department of Physics and Astronomy, Uppsala University, Box 516, 751 20 Uppsala, Sweden

<sup>4</sup> Centre Spatial de Liège, Université de Liège, Angleur-Liège, Belgium

October, 2022

## ABSTRACT

*Context.* The Sun acts as a cornerstone of stellar physics. Thanks to spectroscopic, helioseismic and neutrino flux observations, we can use the Sun as a laboratory of fundamental physics in extreme conditions. The conclusions we draw are then used to inform and calibrate evolutionary models of all other stars in the Universe. However, solar models are in tension with helioseismic constraints. The debate on the “solar problem” has hitherto led to numerous publications discussing potential issues with solar models and abundances.

*Aims.* Using the recently suggested high-metallicity abundances for the Sun, we investigate whether standard solar models, as well as models with macroscopic transport reproducing the solar surface lithium abundances and analyze their properties in terms of helioseismic and neutrino flux observations.

*Methods.* We compute solar evolutionary models and combine spectroscopic and helioseismic constraints as well as neutrino fluxes to investigate the impact of macroscopic transport on these measurements.

*Results.* When high-metallicity solar models are calibrated to reproduce the measured solar lithium depletion, tensions arise with respect to helioseismology and neutrino fluxes. This is yet another demonstration that the solar problem is also linked to the physical prescriptions of solar evolutionary models and not to chemical composition alone.

*Conclusions.* A revision of the physical ingredients of solar models is needed in order to improve our understanding of stellar structure and evolution. The solar problem is not limited to the photospheric abundances if the depletion of light elements is considered. In addition, tighter constraints on the solar beryllium abundance will play a key role in the improvement of solar models.

**Key words.** Sun: helioseismology – Sun: oscillations – Sun: fundamental parameters – Sun: abundances

## 1. Introduction

The Sun plays a key role in stellar physics. Thanks to the numerous high-quality observations available, it acts as both a laboratory of fundamental physics and a calibrator for stellar evolution models (Christensen-Dalsgaard 2021). However, the modelling of solar structure is still a subject of debate, fueled in part by uncertainties in the solar chemical composition. Striking disagreements exist with helioseismic constraints, when adopting the “low-metallicity” compositions presented in Asplund et al. (2005) and Asplund et al. (2009), and more recently in Asplund et al. (2021) and Amarsi et al. (2021) — hereafter, the “solar problem” (see e.g. Basu & Antia 2008; Buldgen et al. 2019a, and references therein). These low-metallicity compositions are based on spectroscopic analyses of the solar disc-centre intensity, utilising three-dimensional radiative-hydrodynamic simulations of the solar atmosphere (3D RHD) and where available non-local thermodynamic equilibrium radiative transfer (non-LTE).

Recently, Magg et al. (2022) presented a new spectroscopic analysis of the solar chemical composition. In contrast to the papers above, their analysis was based on the solar disc-integrated flux (in which, spectral lines form higher up in the atmosphere, and thus are potentially more sensitive to non-LTE effects as well as to blends that can be exacerbated by the extra broadening due to rotation), and 1D model atmospheres (derived from spatial and temporal averages of 3D RHD models). They inferred a “high-metallicity” chemical composition similar to the

canonical 1D LTE compilations of Grevesse & Noels (1993) and Grevesse & Sauval (1998), hereafter GN93 and GS98. Using this high-metallicity composition and standard solar models, they found better agreement with helioseismic constraints. They concluded that the solar problem is solved, without need for any revision of fundamental physical ingredients.

We consider whether the solar problem is in fact solved. We show that a revision of abundances simply affects the magnitude of the corrections required in solar models, but does not validate a physical prescription for modelling the Sun. Recently, Eggenberger et al. (2022) demonstrated that stepping away from the standard solar models is required to simultaneously reproduce both helioseismic inversions of the solar internal rotation and the spectroscopic measurement of the lithium photospheric abundance; a result that was foreseen by Christensen-Dalsgaard et al. (1996). In the last decades, numerous studies have investigated the implications of revising the physical ingredients of solar models, such as accretion, mass-loss, transport of chemicals, convection, opacities, dark matter, dark energy and nuclear reactions (see e.g. Guzik et al. 2001; Brun et al. 2002a; Guzik et al. 2005; Guzik & Musack 2010; Vinyoles et al. 2015; Spada et al. 2018; Zhang et al. 2019; Yang 2019; Bellinger & Christensen-Dalsgaard 2022; Saltas & Christensen-Dalsgaard 2022; Yang 2022, and refs therein) and multiple generations of standard and non-standard models were computed (e.g. Serenelli 2010; Vinyoles et al.

2017; Christensen-Dalsgaard et al. 2018a; Jørgensen & Weiss 2018, amongst other).

We focus on the changes induced by reproducing the lithium abundance with various parametric diffusion coefficients using solar models built with the Magg et al. (2022) abundances, similarly to Richard et al. (1996). We discuss the impact on neutrino fluxes and helioseismic constraints of reproducing all available spectroscopic constraints and how improved beryllium abundances will help us pin down the properties of macroscopic transport at the base of the solar convective zone.

## 2. Standard and non-standard solar models

We present our set of solar evolutionary models and discuss the changes of properties induced by the inclusion of macroscopic transport at the base of the solar convective zone (BCZ). We used both Standard Solar Models (SSM) and non-standard models, computed with the Liège Stellar Evolution Code (Scuflaire et al. 2008). We used the following physical ingredients: the solar abundances were the Magg et al. (2022) solar abundances, the opacity were the OP opacities (Badnell et al. 2005), supplemented at low temperature by opacities of Ferguson et al. (2005), the FreeEOS equation of state was adopted (Irwin 2012), and the nuclear reaction rates were from Adelberger et al. (2011).

The first model, “Model Std”, is a SSM, including microscopic diffusion following Thoul et al. (1994), with the screening coefficients of Paquette et al. (1986) and the effects of partial ionization. As seen from Table 1, the results for this setup are almost identical to those illustrated in Table 6 of Magg et al. (2022). The slight differences in the positioning of the BCZ are due to differences in the prescription for microscopic diffusion that can alter the metallicity profile close to the BCZ (see also Table 1 in Buldgen et al. (2019b) for an illustration).

All other models in Table 1 were computed with an additional parametric diffusion coefficient, aiming at reproducing the solar lithium abundance (Wang et al. 2021). To do so, we assumed that the initial lithium and beryllium abundances were provided by the meteoritic values (Lodders et al. 2009). We start with Model  $DT_R$  that is fitted to reproduce the transport induced by the combined effect of shear-induced turbulence, meridional circulation and the magnetic Tayler instability (Eggenberger et al. 2022). We adopted a simple parametrization in power law of the density following Proffitt & Michaud (1991)

$$D_T(r) = D \left( \frac{\rho_{BCZ}}{\rho(r)} \right)^n, \quad (1)$$

with  $D$  a constant in  $cm^2 s^{-1}$ ,  $\rho$  the local value of the density,  $\rho_{BCZ}$  the value of the density at the BCZ of the model and  $n$  a fixed constant number. In their recent paper, Eggenberger et al. (2022) found that the behaviour of rotating models could be well reproduced with  $n = 1.3$ , which is used in Model  $DT_R$ . In addition, we also tested different values of  $n$ , from 2 to 5 to investigate the impact of reproducing the solar lithium depletion in solar models. We note that the depletion is highly significant, as lithium is reduced by 2.29 dex with an uncertainty on the current photospheric abundance of 0.06 dex. Therefore it constitutes an important constraint to consider when studying solar evolution.

The results of the calibrated models with parametric transport are provided in Table 1. The BCZ position in the model is altered when macroscopic mixing is included, thus we investigated in

model  $DT_R + Ov$  the effect of including adiabatic overshooting to replace the transition in temperature gradient at the helioseismic value of  $0.713 \pm 0.001 R_\odot$  (Basu & Antia 1997).

Table 1: Parameters of the solar evolutionary models

Name	$(r/R)_{BCZ}$	$(m/M)_{CZ}$	$Y_{CZ}$
Model Std	0.7148	0.9760	0.2443
Model $DT_R$	0.7182	0.9769	0.2522
Model $DT_2$	0.7178	0.9768	0.2513
Model $DT_3$	0.7177	0.9768	0.2510
Model $DT_4$	0.7176	0.9768	0.2507
Model $DT_5$	0.7174	0.9767	0.2503
Model $DT_R + Ov$	0.7133	0.9759	0.2516

The following sections will discuss the results obtained and their consequences for the current issues in solar modelling.

## 3. Lithium, helium, neutrinos and convective envelope position

The evolution of the photospheric lithium and beryllium abundances as a function of the solar age are shown in Fig. 1, with  $A(X) = \log(X/H) + 12$ . A first result confirmed here is that SSMs are unable to reproduce the lithium depletion in the Sun. As mentioned in Proffitt & Michaud (1991), additional mixing at the BCZ is required to reproduce the observed depletion.

The calibration of this mixing was done for various values of  $n$ , changing the value of  $D$  simultaneously to reproduce the lithium abundance. Each leads to a different beryllium depletion at the age of the Sun. In the right Panel of Fig. 1, we show that a higher value of  $n$  leads to a lower depletion of beryllium at the age of the Sun. This is a direct consequence of the higher burning temperature of beryllium at  $\approx 3.5 \times 10^6$  K. A higher  $n$  value leads to a steeper diffusion coefficient and thus a less efficient transport of beryllium down to  $\approx 3.5 \times 10^6$  K, despite the recalibration of the factor  $D$  to reproduce the lithium depletion. Thus beryllium acts as a strong constraint on the functional form of the macroscopic transport coefficient at the BCZ and is thus of highest importance to constrain the physical origin of the lithium depletion.

The final beryllium abundance will also be affected by the presence or absence of strong adiabatic overshooting at the BCZ. The inclusion of this additional mixing has strong consequences for solar models. First, the position of the BCZ is significantly shifted by about  $0.002 R_\odot$  (hence  $2\sigma$ ) with respect to the position obtained in the SSM framework. This shift in the position of the BCZ is also linked to a small change in the mass coordinate of the convective zone. It is actually due to a change in the metallicity profile close to the BCZ. When only microscopic diffusion is included in the models, the competition between pressure diffusion and thermal diffusion leads to a drop in diffusion velocities close to the BCZ that induces an accumulation of elements (see Baturin et al. 2006, for a discussion).

This is particularly visible for the Z profile of SSMs. The accumulation of metals close to the BCZ locally increases the opacity, as the major contributors at the BCZ are Oxygen, Iron and Neon. Therefore, the temperature gradient is locally steepened, leading to a deeper convective zone. Once macroscopic transport is included in the models, this local maximum is erased, which leads to a shallower convective zone. This result is obtained for all models including transport with a  $n \leq 5$ . From Fig 2, we

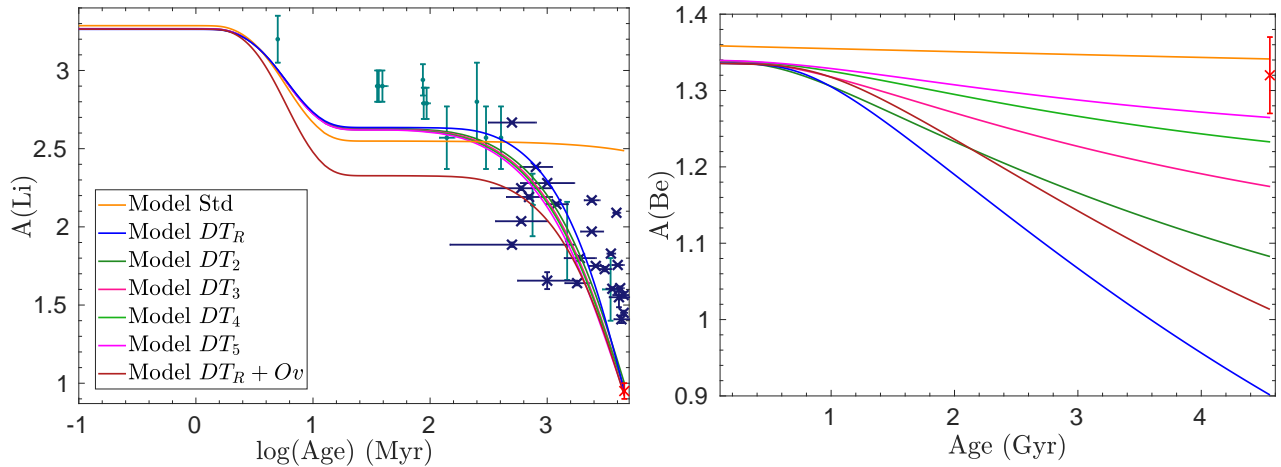


Fig. 1: Left panel: lithium photospheric abundance as a function of age for the models of Table 1, the red cross is the solar value and the dark blue and teal crosses are the values for young solar-like stars in open clusters from Dumont et al. (2021). Right panel: beryllium photospheric abundance as a function of age for the models of Table 1, the red cross indicates the solar value from Asplund et al. (2009).

can see that  $n$  should be much higher than 5 to avoid this issue, meaning that  $D$  should be increased significantly to compensate and the transport should probably behave almost instantaneously in a shallow region, coming closer to the behaviour of the model with overshooting and showing tension with the results of young solar-like stars in open clusters (taken from Dumont et al. 2021). Meanwhile, beryllium would provide a definitive answer on the behaviour of the mixing and thus its physical origin.

A second consequence of the inclusion of macroscopic mixing is the reduction of the efficiency of gravitational settling. As the microscopic diffusion velocities drop very fast in the radiative interior, if mixing is included, settling is inhibited, as seen in Fig. 2. To reproduce the solar luminosity and radius at the solar age, a higher initial hydrogen abundance is required and thus the core metallicity at the age of the Sun is reduced.

Due to the lower core metallicity, neutrino fluxes are significantly affected, as shown in Table 2. The pp flux,  $\phi_{pp}$ , is unchanged as it is mostly related to reproducing the solar luminosity. The beryllium and boron neutrino fluxes,  $\phi_{Be}$  and  $\phi_B$ , are significantly affected by the inclusion of macroscopic transport, as the core metallicity, temperature and temperature gradient are not high enough and steep enough to reproduce the observations. We refer the reader to Salmon et al. (2021) for an in-depth discussion in the case of SSM using various physical ingredients as well as to the seminal works by Bahcall et al. (2005); Bahcall & Serenelli (2005) and to Villante & Serenelli (2021) for a review. Similarly, the CNO neutrino flux is significantly reduced and now in disagreement with the observed value from Borexino (Appel et al. 2022). Therefore, additional processes such as planetary formation (Kunitomo & Guillot 2021; Kunitomo et al. 2022) or modification to key physical ingredients such as opacity or the electronic screening formalism (Mussack & Däppen 2011; Mussack 2011) might be required to reproduce the neutrino observations when the lithium depletion is reproduced, particularly the fluxes from the Borexino experiment.

Another consequence of the inhibition of settling seen from the left panel of Fig 2 is that the mass fraction value of Helium in the CZ is significantly changed. While it was in marginal disagree-

Table 2: Neutrino fluxes of the evolutionary models

Name	$\phi(pp)$	$\phi(Be)$	$\phi(B)$	$\phi(CNO)$
Model Std	5.96	4.89	5.42	6.11
Model $DT_R$	5.98	4.73	5.04	5.53
Model $DT_2$	5.98	4.74	5.07	5.57
Model $DT_3$	5.98	4.75	5.08	5.59
Model $DT_4$	5.98	4.75	5.09	5.61
Model $DT_5$	5.98	4.76	5.10	5.63
Model $DT_R + Ov$	5.98	4.74	5.06	5.56
O-G21 <sup>1</sup>	$5.97^{+0.0037}_{-0.0033}$	$4.80^{+0.24}_{-0.22}$	$5.16^{+0.13}_{-0.09}$	—
Borexino <sup>2</sup>	$6.1^{+0.6}_{-0.7}$	$4.99^{+0.13}_{-0.14}$	$5.68^{+0.39}_{-0.41}$	$6.6^{+2.0}_{-0.9}$

Note: <sup>1</sup> Orebi Gann et al. (2021), <sup>2</sup> Borexino Collaboration et al. (2018), Borexino Collaboration et al. (2020), Appel et al. (2022)

ment with the lower end of the helioseismically inferred interval in the SSM, it is now in marginal agreement or disagreement with the upper end of the interval in the models with transport. This impacts the agreement with the first adiabatic exponent profile,  $\Gamma_1 = \frac{\partial \ln P}{\partial \ln \rho}|_S$ , in the solar convective envelope determined from helioseismology. As seen from Vorontsov et al. (2013) (e.g. Fig 6 and 7), a Helium mass fraction above 0.25 is never in agreement with a metal mass fraction above 0.012, whatever the equation of state used. Further investigations of the properties of the  $\Gamma_1$  profile in the solar envelope with the most recent equations of state are required to restrict the  $Y - Z$  interval allowed in solar models, as it would provide strong constraints on the transport of chemical elements during solar evolution.

#### 4. Helioseismic inversions

The second point to investigate is the impact of transport on helioseismic inversions. As shown in Magg et al. (2022), the increased metallicity brought back the models to the level of agreement of the SSMs of the 1990s. As shown in the left panel of Fig 3, we reach similar conclusions. In the right panel of Fig 3, we illustrate the inversion result for the entropy proxy,  $S_{5/3} = P/\rho^{5/3}$ , introduced in Buldgen et al. (2017b), which provides a complementary view on solar models. The level of agreement of the standard model is excellent and similar to that of the GS98 or

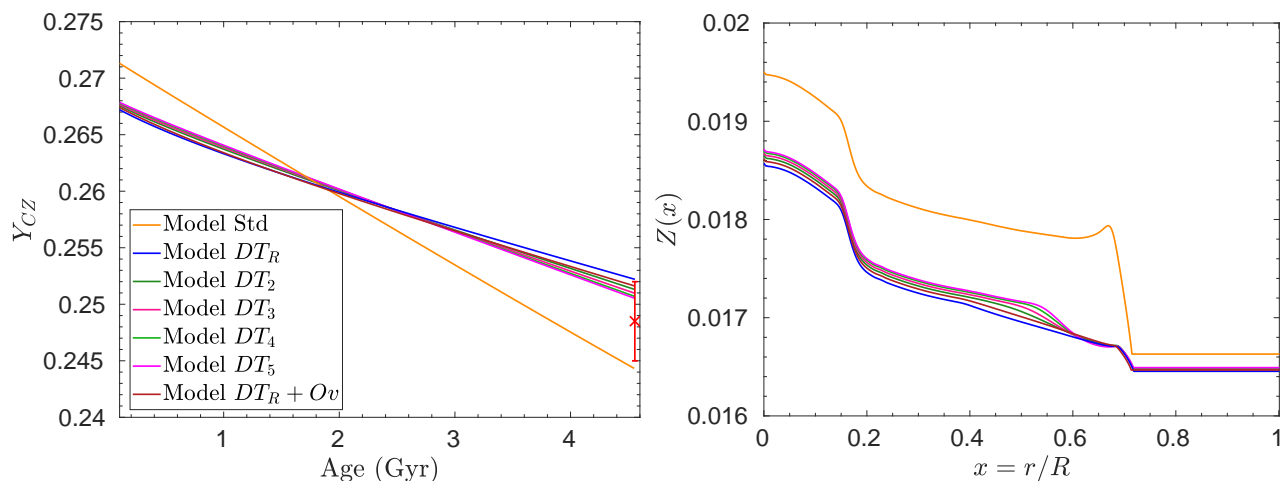


Fig. 2: Left panel: evolution of the Helium abundance in the convective zone  $Y_{CZ}$  for the evolutionary models of Table 1, the red cross indicating the seismic value and the  $1\sigma$  interval from Basu & Antia (1995). Right panel: metallicity profile as a function of normalized radius for the evolutionary models of Table 1.

GN93 models in Buldgen et al. (2019b). This is no surprise as the Magg et al. (2022) abundances are almost the same as the GS98 abundances. They are however in strong disagreement with the surface lithium abundance.

The models based on high-metallicity abundances that are able to reproduce the surface lithium abundance draw a more complex picture. As illustrated in previous works (e.g. Brun et al. 2002b; Christensen-Dalsgaard et al. 2011, 2018b), macroscopic transport reduces the glitch at the BCZ, but also leads to increased discrepancies in the deeper radiative zone and in the core. While still small, these remain significant. From the entropy proxy inversions, we see that macroscopic transport does not improve the agreement with helioseismic inversions. The entropy plateau in the convective zone is now too high, and some deviations are seen in the radiative zone, particularly at the BCZ due to the less steep temperature gradient induced by the erasure of the metallicity peak resulting from microscopic diffusion. This further emphasizes the tension between the models including macroscopic transport and constraints such as neutrino fluxes and helioseismic inversions.

Overall, the results simply illustrates the importance of putting helioseismic inversions in their context. The final sound speed and entropy proxy profiles will be the result of the whole calibration procedure and therefore of all the ingredients entering the model computation.

The only way to directly constrain the solar metallicity using helioseismology is by using  $\Gamma_1$ , which is highly sensitive to the equation of state of the solar plasma and has a tendency to favour a low metallicity (Vorontsov et al. 2013; Buldgen et al. 2017a) value in the most recent studies. Therefore, determining solely the solar metallicity from helioseismic data is currently restricted by the data available (further analyses using the sets of modes by Reiter et al. (2020) are required) and by the reliability of the solar equation of state in the deep convective envelope.

## 5. Conclusion

In this study, we discussed in details the implications of the physical ingredients of solar models regarding the conclusion of the solar problem in light of the high-metallicity compo-

sition presented by Magg et al. (2022). We have shown that, as it stands, further constraints on the solar beryllium abundance are key to better understand the properties of macroscopic transport at the base of the solar convective zone. We have also shown that standard solar models are in complete disagreement with the observed solar lithium abundance. However, our work only tackles one aspect of the issue, following previous works (e.g. Richard et al. 1996; Brun et al. 2002a; Christensen-Dalsgaard et al. 2018a; Zhang et al. 2019), and numerous other processes can be demonstrated to impact the results of comparisons between solar models and helioseismic constraints, as shown in the extensive literature on the subject (see Christensen-Dalsgaard 2021, and refs therein).

One solution to erase this disagreement is to introduce macroscopic transport at the base of the envelope, which could originate in the combined actions of rotation and magnetic instabilities, as shown in Eggenberger et al. (2022). We tested various parametrizations and their impact on various key constraints of solar models. We find the following points:

- The inclusion of macroscopic transport leads to tension with the helioseismic  $Y_{CZ}$  value, as well as with the  $\Gamma_1$  profile inversions of Vorontsov et al. (2013). Looking at the results of Table 1 in Buldgen et al. (2019b), using other key ingredients such as the OPAL opacities or the SAHA-S equation of state might lead to a higher  $Y$  value that would further increase these tensions.
- The  $r_{CZ}$  value is significantly impacted by the inclusion of macroscopic transport to reproduce the photospheric lithium abundance, leading to a shift by about  $2\sigma$  of its position. We also note that it is significantly affected by the physical prescription used for microscopic diffusion.
- Some tension is also observed with the lithium abundance of young solar twins in stellar clusters. Repositioning  $r_{CZ}$  at the helioseismic value using adiabatic overshooting further increases this tension.
- By changing the initial conditions of the calibration, macroscopic transport also leads to a significantly lower  $Z$  abundance in the core, leading to tension with the CNO Borexino neutrino fluxes and disagreement at  $1\sigma$  of the beryllium and boron fluxes.

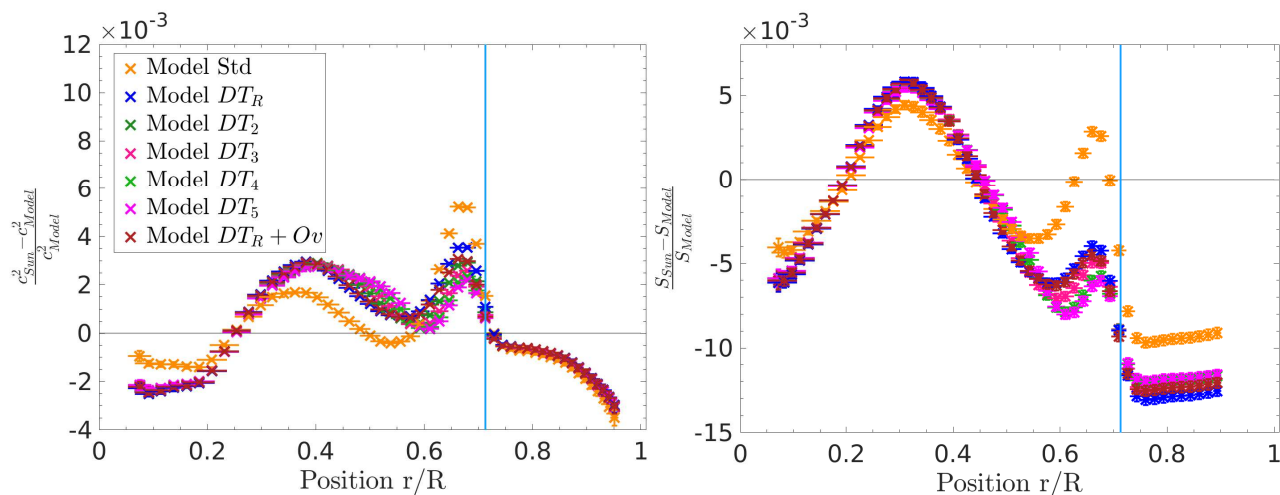


Fig. 3: Left panel: relative differences in squared adiabatic sound speed between the Sun and the evolutionary models of Table 1. Right panel: relative differences in entropy proxy between the Sun and the evolutionary models of Table 1.

– Sound speed and entropy proxy profiles in the solar interior are overall worse when macroscopic transport is included.

In their work, Magg et al. (2022) conclude that “While SSMS offer an incomplete description of the physics in the solar interior, current results alleviate the need for more complex physics, such as accretion of metal-poor material (Serenelli et al. 2011), energy transport by dark matter particles (Vincent et al. 2015), revision of opacities (Bailey et al. 2015), enhanced gravitational settling and other effects (Guzik & Mussack 2010)”. We find this assessment to be incorrect, as reproducing the lithium abundance with various parametrizations essentially reduces and even destroys the agreement they find for some constraints.

The situation for solar models using the Asplund et al. (2021) abundances is going to be slightly different. Including transport helps reproducing the helium abundance in the CZ (Yang 2019, 2022; Eggenberger et al. 2022) and agrees with  $\Gamma_1$  inferences by Vorontsov et al. (2013). However, it does not solve the issues with the positioning of the BCZ, the sound speed profile and the neutrino fluxes. Those will likely require revision of physical ingredients. Ultimately, the only difference between the Asplund et al. (2021) models and the Magg et al. (2022) models is the required magnitude of these revisions.

Therefore, we find that the need for additional physics such as the effects of rotation, of which we have a clear map (e.g. Schou et al. 1998), planetary formation, of which the impact can be measured (Kunitomo & Guillot 2021; Kunitomo et al. 2022) and opacity revision, which can be quantified and tested (e.g. Ayukov & Baturin 2017; Buldgen et al. 2019b) is not alleviated. On the contrary, the discussion related to the metal content of the Sun cannot be separated from other fundamental physical ingredients entering solar models such as the equation of state, the radiative opacities, the transport of chemicals or the evolutionary history. In this context, further refining fundamental physics computations, experimental setups and helioseismic techniques are paramount to provide the most accurate description of the internal structure of the Sun and use it as a stepping stone for the modelling of solar-like stars. Indeed, the need for additional transport at the base of convective envelopes is found in solar twins (Deal et al. 2015) and F-type stars (Verma & Silva Aguirre 2019) and often considered a key ingredient to determine reliable

stellar ages. Further exploring such processes for our very own Sun thus appears a natural and meaningful endeavour.

## Acknowledgements

G.B. is funded by the SNF AMBIZIONE grant No 185805 (Seismic inversions and modelling of transport processes in stars). P.E. and S. J. A. J. S. have received funding from the European Research Council (ERC) under the European Union’s Horizon 2020 research and innovation programme (grant agreement No 833925, project STAREX). A.M.A. gratefully acknowledges support from the Swedish Research Council (VR 2020-03940). We acknowledge support by the ISSI team “Probing the core of the Sun and the stars” (ID 423) led by Thierry Appourchaux.

## References

- Adelberger, E. G., García, A., Robertson, R. G. H., et al. 2011, *Reviews of Modern Physics*, 83, 195
- Amarsi, A. M., Grevesse, N., Asplund, M., & Collet, R. 2021, *A&A*, 656, A113
- Appel, S., Bagdasarian, Z., Basilio, D., et al. 2022, arXiv e-prints, arXiv:2205.15975
- Asplund, M., Amarsi, A. M., & Grevesse, N. 2021, *A&A*, 653, A141
- Asplund, M., Grevesse, N., & Sauval, A. J. 2005, in *Astronomical Society of the Pacific Conference Series*, Vol. 336, *Cosmic Abundances as Records of Stellar Evolution and Nucleosynthesis*, ed. I. Barnes, Thomas G. & F. N. Bash, 25
- Asplund, M., Grevesse, N., Sauval, A. J., & Scott, P. 2009, *ARA&A*, 47, 481
- Ayukov, S. V. & Baturin, V. A. 2017, *Astronomy Reports*, 61, 901
- Badnell, N. R., Bautista, M. A., Butler, K., et al. 2005, *MNRAS*, 360, 458
- Bahcall, J. N. & Serenelli, A. M. 2005, *ApJ*, 626, 530
- Bahcall, J. N., Serenelli, A. M., & Basu, S. 2005, *ApJ*, 621, L85
- Bailey, J. E., Nagayama, T., Loisel, G. P., et al. 2015, *Nature*, 517, 3
- Basu, S. & Antia, H. M. 1995, *MNRAS*, 276, 1402
- Basu, S. & Antia, H. M. 1997, *MNRAS*, 287, 189
- Basu, S. & Antia, H. M. 2008, *Phys. Rep.*, 457, 217
- Baturin, V. A., Gorshkov, A. B., & Ayukov, S. V. 2006, *Astronomy Reports*, 50, 1001
- Bellinger, E. P. & Christensen-Dalsgaard, J. 2022, *MNRAS*, 517, 5281
- Borexino Collaboration, Agostini, M., Altenmüller, K., et al. 2018, *Nature*, 562, 505
- Borexino Collaboration, Agostini, M., Altenmüller, K., Appel, S., et al. 2020, *Nature*, 587, 577
- Brun, A. S., Antia, H. M., Chitre, S. M., & Zahn, J. P. 2002a, *A&A*, 391, 725
- Brun, A. S., Antia, H. M., Chitre, S. M., & Zahn, J.-P. 2002b, *A&A*, 391, 725
- Buldgen, G., Salmon, S., & Noels, A. 2019a, *Frontiers in Astronomy and Space Sciences*, 6, 42

- Buldgen, G., Salmon, S. J. A. J., Noels, A., et al. 2017a, MNRAS, 472, 751
- Buldgen, G., Salmon, S. J. A. J., Noels, A., et al. 2019b, A&A, 621, A33
- Buldgen, G., Salmon, S. J. A. J., Noels, A., et al. 2017b, A&A, 607, A58
- Christensen-Dalsgaard, J. 2021, Living Reviews in Solar Physics, 18, 2
- Christensen-Dalsgaard, J., Dappen, W., Ajukov, S. V., et al. 1996, Science, 272, 1286
- Christensen-Dalsgaard, J., Gough, D. O., & Knudstrup, E. 2018a, MNRAS, 477, 3845
- Christensen-Dalsgaard, J., Gough, D. O., & Knudstrup, E. 2018b, MNRAS, 477, 3845
- Christensen-Dalsgaard, J., Monteiro, M. J. P. F. G., Rempel, M., & Thompson, M. J. 2011, MNRAS, 414, 1158
- Deal, M., Richard, O., & Vauclair, S. 2015, A&A, 584, A105
- Dumont, T., Palacios, A., Charbonnel, C., et al. 2021, A&A, 646, A48
- Eggenberger, P., Buldgen, G., Salmon, S. J. A. J., et al. 2022, Nature Astronomy, 6, 788
- Ferguson, J. W., Alexander, D. R., Allard, F., et al. 2005, ApJ, 623, 585
- Grevesse, N. & Noels, A. 1993, in Origin and Evolution of the Elements, ed. N. Prantzos, E. Vangioni-Flam, & M. Casse, 15–25
- Grevesse, N. & Sauval, A. J. 1998, Space Sci. Rev., 85, 161
- Guzik, J. A. & Mussack, K. 2010, ApJ, 713, 1108
- Guzik, J. A., Neuforge-Verheecke, C., Young, A. C., et al. 2001, Sol. Phys., 200, 305
- Guzik, J. A., Watson, L. S., & Cox, A. N. 2005, ApJ, 627, 1049
- Irwin, A. W. 2012, FreeEOS: Equation of State for stellar interiors calculations, Astrophysics Source Code Library
- Jørgensen, A. C. S. & Weiss, A. 2018, MNRAS, 481, 4389
- Kunitomo, M. & Guillot, T. 2021, A&A, 655, A51
- Kunitomo, M., Guillot, T., & Buldgen, G. 2022, arXiv e-prints, arXiv:2210.06900
- Lodders, K., Palme, H., & Gail, H. P. 2009, Landolt B&ouml;rstein, 4B, 712
- Magg, E., Bergemann, M., Serenelli, A., et al. 2022, A&A, 661, A140
- Mussack, K. 2011, Ap&SS, 336, 111
- Mussack, K. & Däppen, W. 2011, ApJ, 729, 96
- Orebi Gann, G. D., Zuber, K., Bemmerer, D., & Serenelli, A. 2021, Annual Review of Nuclear and Particle Science, 71, 491
- Paquette, C., Pelletier, C., Fontaine, G., & Michaud, G. 1986, ApJS, 61, 177
- Proffitt, C. R. & Michaud, G. 1991, ApJ, 380, 238
- Reiter, J., Rhodes, E. J., Jr., Kosovichev, A. G., et al. 2020, ApJ, 894, 80
- Richard, O., Vauclair, S., Charbonnel, C., & Dziembowski, W. A. 1996, A&A, 312, 1000
- Salmon, S. J. A. J., Buldgen, G., Noels, A., et al. 2021, A&A, 651, A106
- Saltas, I. D. & Christensen-Dalsgaard, J. 2022, A&A, 667, A115
- Schou, J., Antia, H. M., Basu, S., et al. 1998, ApJ, 505, 390
- Scuflaire, R., Théado, S., Montalbán, J., et al. 2008, ApSS, 316, 83
- Serenelli, A. M. 2010, Ap&SS, 328, 13
- Serenelli, A. M., Haxton, W. C., & Peña-Garay, C. 2011, ApJ, 743, 24
- Spada, F., Demarque, P., Basu, S., & Tanner, J. D. 2018, ApJ, 869, 135
- Thoul, A. A., Bahcall, J. N., & Loeb, A. 1994, ApJ, 421, 828
- Verma, K. & Silva Aguirre, V. 2019, MNRAS, 489, 1850
- Villante, F. L. & Serenelli, A. 2021, Frontiers in Astronomy and Space Sciences, 7, 112
- Vincent, A. C., Serenelli, A., & Scott, P. 2015, J. Cosmology Astropart. Phys., 2015, 040
- Vinyoles, N., Serenelli, A., Villante, F. L., et al. 2015, J. Cosmology Astropart. Phys., 2015, 015
- Vinyoles, N., Serenelli, A. M., Villante, F. L., et al. 2017, ApJ, 835, 202
- Vorontsov, S. V., Baturin, V. A., Ayukov, S. V., & Gryaznov, V. K. 2013, MNRAS, 430, 1636
- Wang, E. X., Nordlander, T., Asplund, M., et al. 2021, MNRAS, 500, 2159
- Yang, W. 2019, ApJ, 873, 18
- Yang, W. 2022, ApJ, 939, 61
- Zhang, Q.-S., Li, Y., & Christensen-Dalsgaard, J. 2019, ApJ, 881, 103