

The CDF penalty: sparse and quasi unbiased estimation in regression models

Daniele Cuntretera^{1,*}, Luigi Augugliaro¹, and Vito M.R. Muggeo¹

¹*University of Palermo, Department Economics, Business and Statistics, Palermo, Italy.*

^{*}*Corresponding author: daniele.cuntretera@unipa.it*

December 19, 2022

Abstract

In high-dimensional regression modelling, the number of candidate covariates to be included in the predictor is quite large, and variable selection is crucial. In this work, we propose a new penalty able to guarantee both sparse variable selection, i.e. exactly zero regression coefficient estimates, and quasi-unbiasedness for the coefficients of 'selected' variables in high dimensional regression models. Simulation results suggest that our proposal performs no worse than its competitors while always ensuring that the solution is unique.

Key words: Variable selection, L_1 -type penalty, LASSO, SCAD, MCP

1 Introduction

The 21st century was characterized by technological development that led to the spasmodic collection of massive amounts of data. Technological evolution and advances in information technology over the last two decades have led to the arrangement of a new way of thinking about storing large amounts of data, leading to the advent of high and ultra-high-dimensional data. This gives rise to the need to formalize new statistical techniques to select a subset of covariates helpful in explaining the phenomenon under study. This problem spans various application areas (Donoho, 2000): it typically arises in the field of genetics but is found in a broader sense in the biotechnology sector or finance. There is some context in which the number of predictors is much larger than the observation: this involves problems like collinearity problems (Fan and Lv, 2008) or noise accumulation (Fan and Fan, 2008; Hall et al., 2008).

Until the advent of high and ultra-high dimensionality, statistical models were based on three foundations, i.e. accuracy, interpretability, and not too much computational complexity (Fan and Lv, 2010). With the development of sciences and the constant growth of data availability, classical statistical methods do not fit new challenges: using these involves sacrificing at least one of the three pillars.

However, using methods that estimate a “sparse model” (i.e. a model that reduces the dimension of the estimated parameters) improves all three aforementioned foundations due to the lower dimensionality that enhances the ease of interpretation and the accuracy of non-null coefficients. Different approaches exist to perform variable selection and produce sparse models, like test-based (e.g. Breaux (1967); Hendry and Richard (1987)) or screening-based approaches (e.g. Fan and Lv (2008)). One of the drawbacks of these methods is that they alternate the phases of selection and estimation of coefficients, with significant consequences on computational complexity; a third approach that can be used is the penalized-based: it is performed considering a penalization on the coefficients of a regression model, just modifying the objective function to minimize. If a penalty is well defined, the model can perform variable selection, and the selection and estimation of parameters are simultaneous. In an overparametrized model, regularisation reduces the model size simply by using data, avoiding concerns for overfitting and improving the model's accuracy and interpretability. The goal of this paper is to introduce a new penalty function, or better a

family of penalties indexed by a shape parameter which enhances flexibility for practical applications. Our proposal lies somewhere between convex and non-convex penalties and it recovers the well-known LASSO as the limiting case. The rest of the paper is organized as follows: in section 2 we discuss the methodological proposal, and in section 3 we present evidence from some simulation experiments.

1.1 Penalized GLM framework

Let (X, Y) be a collection of random variables, where X is a p -dimensional vector of predictor variables while the scalar Y is the dependent variable.

As usual, we assume a random sample of size n drawn from the distribution (X, Y) , where the density of the conditional distribution of $(Y|X = x)$ comes from a one-parameter exponential family distribution expressed as $f(y; \theta) = \exp\left(\frac{y\theta - b(\theta)}{a(\phi)} + c(y, \phi)\right)$ where $a(\cdot)$, $b(\cdot)$ and $c(\cdot)$ are known functions, and θ is the natural parameter. To study the effect of the explanatory variables on the response variable, it is imposed that the parameter θ is a function of X , i.e.

$$f(y|x; \theta) = \exp\left(\frac{y\theta(x) - b(\theta(x))}{a(\phi)} + c(y, \phi)\right) \quad \theta \in \mathbb{R}, \quad \phi \in \mathbb{R}^+$$

The goal of mean regression modelling is to model the expectation of $Y|x$

$$\mathbb{E}(Y|X = x) = b'(\theta(x)) = \mu(x).$$

The conditional expected value is linked to the covariates through the link function transformation $g(\mu(x_i)) = x_i^T \beta$, referred to as the linear predictor. Usually, regression analysis aims at estimating β that expresses the effect of the covariates on μ . Estimation is carried out by maximizing the likelihood, but when the number of covariates is large or $p > n$, a penalty is added to shrink the parameter estimates.

The penalized log-likelihood is defined as usual

$$\ell_\lambda(\beta) = \ell(\beta) - \sum_{j=1}^p p_\lambda(|\beta_j|), \quad (1)$$

see O'Sullivan et al. (1986), Gu and Kim (2002), and Fan and Li (2001) among others. The term $p_\lambda(|\beta_j|)$ is the penalty function which allows to select and estimate coefficients simultaneously. The penalized likelihood is indexed by the tuning parameter λ that influences the complexity of the model. If $\lambda = 0$, an unpenalized model is fitted, while for large values of λ , the model becomes more sparse until no coefficient is estimated. Typically, the selection of λ is made by optimizing a measurement of prediction error like AIC or BIC (Lv and Liu, 2014; Chen and Chen, 2008) or via cross-validation.

1.2 Related works and their limitations

The literature on penalty functions is now boundless, and to conduct an exhaustive review of them would require dedicated work. See, for example, Fan and Lv (2010) for broad perspectives on high-dimensional statistical problems.

Roughly speaking, an estimator produced by a proper penalty function should enjoy the three properties stated by Fan and Li (2001):

1. sparsity: the estimator can reduce the number of parameters, thus setting 0 the noise-source coefficients. A sufficient condition is that $\arg \min_\beta [|\beta| + p'_\lambda(|\beta|)]$ is positive;
2. continuity: the estimator is continuous in the data; in other words, a slight change in the data should not result in a significant change in the estimates. A necessary and sufficient condition for the penalty to be continuous is that $\arg \min_\beta [|\beta| + p'_\lambda(|\beta|)] = 0$;

3. unbiasedness: the estimator is nearly unbiased for large coefficients; a sufficient condition is that $\lim_{\beta \rightarrow \infty} p'_\lambda(|\beta|) = 0$.

In literature some options are available, see Table 1.

Table 1: Some L_1 -type penalties allowing variable selection in regression models.

Name and reference	Penalty	
1. Hard thresholding * Antoniadis (1997)	$p_\lambda(\beta) = \lambda I(\beta > 0)$	
2. Bridge ** Frank and Friedman (1993)	$p_\lambda(\beta) = \lambda \beta ^\gamma$	$\gamma \in (0, 1)$
3. LASSO * Tibshirani (1996)	$p_\lambda(\beta) = \lambda \beta $	
4. Adaptive LASSO * Zou (2006)	$p_\lambda(\beta) = \lambda w \beta $	
5. SCAD ** Fan and Li (2001)	$p'_\lambda(\beta) =$ $= \lambda \left\{ I_{ \beta \leq \lambda} + \frac{(\gamma\lambda - \beta)_+}{(\gamma-1)\lambda} I_{ \beta > \lambda} \right\}$	$\gamma > 2$
6. MCP ** Zhang (2010)	$p'_\lambda(\beta) = \lambda \left(1 - \frac{ \beta }{\gamma\lambda} \right) I_{ \beta \leq \lambda}$	$\gamma > 1$
7. Log-penalty ** Friedman (2012)	$p_\lambda(\beta) = \frac{\lambda}{\log(\gamma+1)} \log(\gamma \beta + 1)$	$\gamma > 0$

For SCAD and MCP the additional parameters are $\gamma_{SCAD} = 3.7$ and $\gamma_{MCP} = 3$.

*Convex penalty; **Non-convex penalty

The LASSO is the most popular among the convex penalties. It enjoys excellent computational properties, and stable algorithms can be easily implemented without requiring complex optimizations. An example is the *Least Angle Regression* (LARS) algorithm (Efron et al., 2004), providing the whole solution path as a function of the tuning parameter λ . Another popular algorithm is the *Coordinate Descent* (Friedman et al., 2010), which sequentially updates coefficients cyclically and separately, maintaining the other coefficients as constants. The LASSO penalty enjoys the properties of sparsity and continuity but not unbiasedness because $\lim_{\beta \rightarrow \infty} p'_{LASSO, \lambda}(|\beta|) = \lambda$. Several authors have carefully examined the LASSO model consistency (Fu and Knight, 2000; Zou, 2006; Zhao and Yu, 2006): broadly speaking the LASSO recovers the true sparse subset of variables only if certain conditions on the covariance among covariates (both true than noisy) are verified. In particular, Zou (2006) demonstrated that the inequality below must hold for LASSO to be consistent in variable selection

$$|cov(X_{\text{noisy}}, X_{\text{true}})cov(X_{\text{true}})^{-1}s_{\text{true}}| \leq 1,$$

where inequality is intended component-wise and s_{true} is the vector of signs of the true parameter values.

The non-convex penalties lead to estimators with low bias, especially when the true coefficients are large. SCAD and MCP are probably the most widespread, as they enjoy the oracle properties, i.e. the estimator is asymptotically equivalent to that obtained by removing all noisy variables beforehand (Fan and Li, 2001; Fan and Peng, 2004). However, optimization with both the SCAD

and MCP penalty, is not straightforward: approximations such as Local Quadratic Approximation (LQA) (Fan and Li, 2001) and Local Linear Approximation (LLA) (Zou and Li, 2008) have been proposed to apply algorithms for weighted convex penalties. Other contributions include the PLUS algorithm by Zhang (2010), Mazumder et al. (2011) which propose a new version of Coordinate Descent, and Breheny and Huang (2011) which still rely on coordinate descent algorithms. Despite their excellent properties, non-convex penalties are not as widespread as the convex ones. Actually, non-convex penalties suffer from the non-uniqueness of the solution, in that the above-mentioned methods can stop at local, rather than global, optima (Kim et al., 2008). Consequently, the solution path is not unique and could not contain the oracle estimator. This issue arises because the convexity of the likelihood does not predominate the concavity of the penalty part, leading to a non-convex penalized objective. For instance, Breheny and Huang (2011) highlight the importance of convexity diagnostics in identifying areas of the parameter space where the objective function is locally convex.

2 The proposed penalty

We introduce a new class of penalty functions $p_\lambda(|\beta_j|) \propto \lambda F(|\beta_j|)$, where $F(\cdot)$ is the cumulative distribution function of a generic random variable. In this work, we propose the CDF penalty, a penalty function proportional to the cumulative density function of the standard Normal distribution,

$$p_\lambda(|\beta_j|) = \lambda \sqrt{2\pi} \nu \Phi\left(\frac{|\beta_j|}{\nu}\right). \quad (2)$$

It is worth stressing that the choice of standard Normal distribution is not due to some assumption about the distribution of coefficients but only to the penalty shape. The absolute value of the parameter ensures the singularity at the origin so that the penalty can perform the variable selection as those in Table 1. The CDF penalty lies between the convex and a non-convex penalty and therefore it is expected to share some of the good features of SCAD and MCP penalties, nearly unbiasedness while maintaining the stability of the LASSO.

Figure 2 shows the SCAD, MCP, LASSO and the CDF penalties at three different values of ν which affects the “degree of non-convexity” of the penalty: the larger ν , the negligible the non-convexity.

It is easy to see the Fan and Li (2001) conditions discussed in section 2.2 are fulfilled, and moreover, the marked non-convexity at small ν ensures unbiasedness of the non-zero estimates as in SCAD and MCP. However the proposed CDF penalty (2) offers some additional advantages:

- i) it is multiplicative respect to λ , namely $p_\lambda(\cdot) = \lambda p(\cdot)$ making the penalty shape independent of λ unlike SCAD and MCP penalties whose shape itself does depend on λ (and also on the additional γ , see Table 1);
- ii) it is infinitely differentiable (see Figure 2);
- iii) it is flexible, i.e. the amount of convexity can be tuned by the additional parameter ν (encompassing the LASSO as limiting case), and more importantly
- iv) it always guarantees the uniqueness of the solution.

The last point deserves some comments. The choice of ν is crucial as it affects both computational and inferential aspects. As seen in previous sections, ν affects the “degree of non-convexity” of the penalty and determines the amount of bias of the non-null estimates. However, it turns out that ν also affects, to some extent, non-uniqueness of the solution. More specifically, a large ν ensures the uniqueness of the solution, but the estimates will be biased; on the other hand, a small ν can lead to severe non-convexity causing possible local optima in the objective function being optimized. Non-uniqueness of solution is a typical problem of non-convex penalties, such as SCAD or MCP. For instance, the R package “*ncvreg*” (Breheny and Huang, 2011) warns the user when the final fit might be non-global sub-solutions. Finding the minimum value of ν which guarantees uniqueness and numerical stability is critical. It can be shown (we omit the details here) that it is

possible to easily find the smallest value of ν for any value of λ such that the solution is unique. We indicate this value as $\nu_{min} = \nu_\lambda$.

The penalized likelihood to be optimized at fixed ν and λ is

$$\ell_\lambda(\beta) = \ell(\beta) - \lambda \sum_{j=1}^p \sqrt{2\pi\nu} \Phi\left(\frac{|\beta_j|}{\nu}\right). \quad (3)$$

$\lambda \geq 0$ is the usual tuning parameter to be selected via (generalized) CV or AIC/BIC. To estimate the coefficients, we propose to use the Alternating Direction Multiplier Method (ADMM), an algorithm that solves complex optimization problems by decomposing them into several smaller, easy-to-handle problems (for more details, refer to Boyd et al. (2011)).

3 Simulation evidence

We run some simulation experiments to compare our CDF penalty with respect to LASSO, MCP, and SCAD. We simulated data consisting of $n = 50$ observations and $p = 100$ variables from

$$y_i = \beta_0 + \sum_{j=1}^p x_{ij}\beta_j + \sigma_s \epsilon_i,$$

where $\epsilon_i \sim \mathcal{N}(0, 1)$ and the covariates $x_i \sim \mathcal{N}(0, \Sigma)$ with the Toeplitz correlation matrix $\Sigma_{jk} = 0.5^{|j-k|}$. The σ_s are four different values (0.25, 0.5, 0.75, 1) of the random noise variance regulating the signal-to-noise ratio. Out of the $p = 100$ parameters, only ten are non-null; for each scenario, the locations are randomly chosen, and the values of the non-null coefficients are drawn randomly from a $Unif(2, 2.5)$.

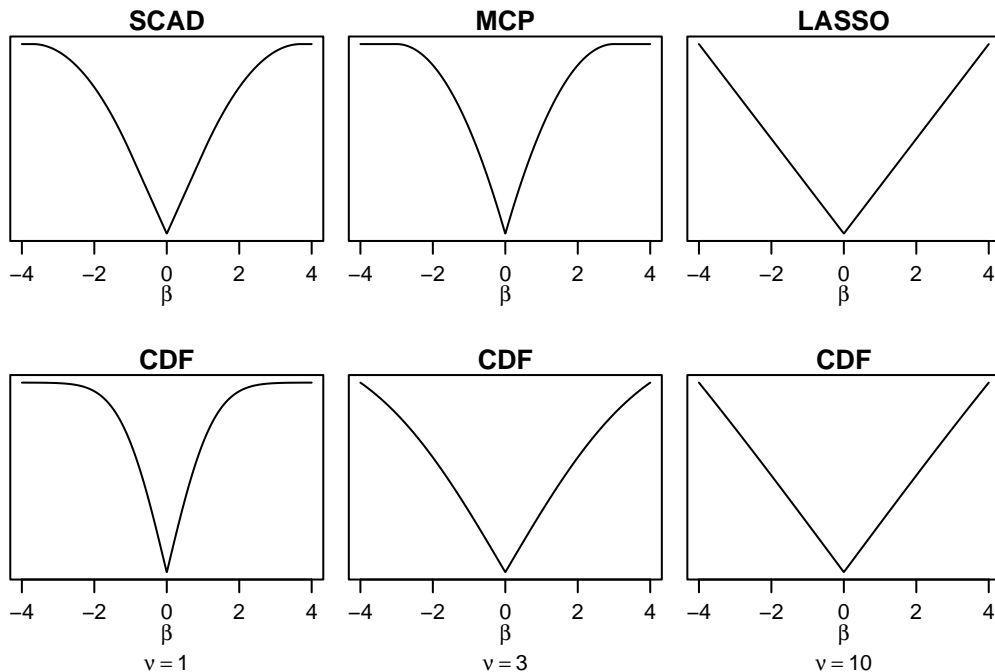


Figure 1: The shape of the four discussed penalties. Top: SCAD ($\lambda = 1, \gamma = 3.7$), MCP ($\lambda = 1, \gamma = 3$) and LASSO. Bottom: CDF for different values of ν (see text).

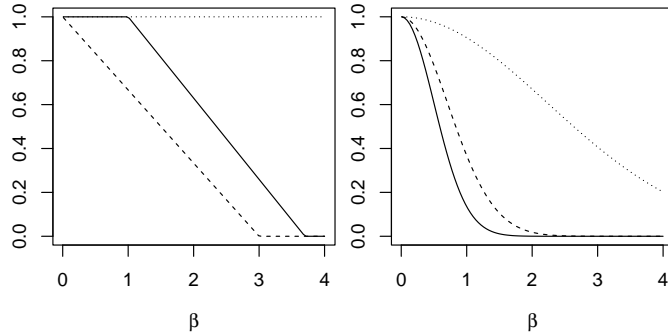


Figure 2: Left panel: derivative of SCAD ($\gamma = 3.7$, continuous line), MCP ($\gamma = 3$, dashed line) and LASSO (dotted line). Right panel: derivative of CDF using ν 0.5 (continuous line), 1 (dashed line) and 10 (dotted line).

Three measures are considered to compare the simulation results, namely

$$\text{MSE} = \frac{1}{B} \frac{1}{p} \sum_{j=1}^p \sum_{b=1}^B (\hat{\beta}_{b,j} - \beta_j)^2 \quad \text{FPR} = \frac{\#(\hat{\beta}_{b,j} \neq 0 | \beta_j = 0)}{\#(\beta_j = 0)} \quad \text{TPR} = \frac{\#(\hat{\beta}_{b,j} \neq 0 | \beta_j \neq 0)}{\#(\beta_j \neq 0)},$$

where b is the index related to the replicates and $\hat{\beta}$ are the estimated coefficients. We ran 500 replicates for each scenario, and for each replicate, we fit regression models with SCAD ($\gamma = 3$) and MCP ($\gamma = 3.7$) penalties using the “*ncvreg*” package (Breheny and Huang, 2011) and the CDF penalty with three different values of ν : $\nu = 3$ (approximating the LASSO), ν_{min} , and the third value in the middle, value $\bar{\nu} = (\nu_{min} + 3)/2$. $\bar{\nu}$ is used just to have a rough idea about the estimator behaviour when ν changes.

We do not discuss the selection of the best λ values. While this point is critical in data analysis, our goal here is to compare the aforementioned penalties across the whole λ path, i.e. from $\lambda = 0$ at λ_{max} when all estimates are zero.

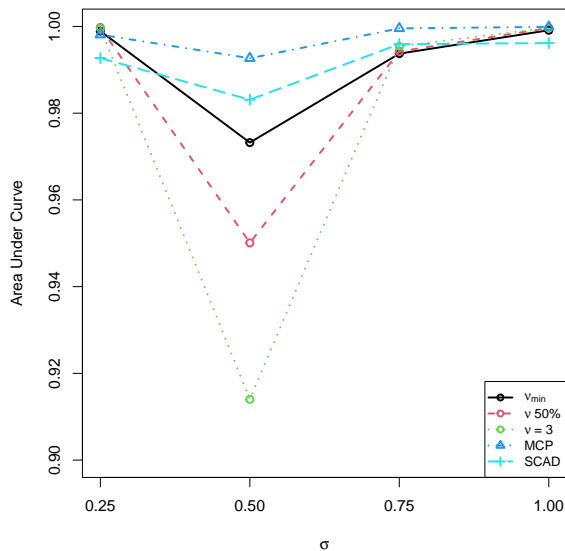


Figure 3: AUC curves for our proposal (considering ν_{min} and $\nu = 3$), by σ . Average over 500 replications.

Figure 3 displays the average AUC values (across 500 replicates) corresponding to the four

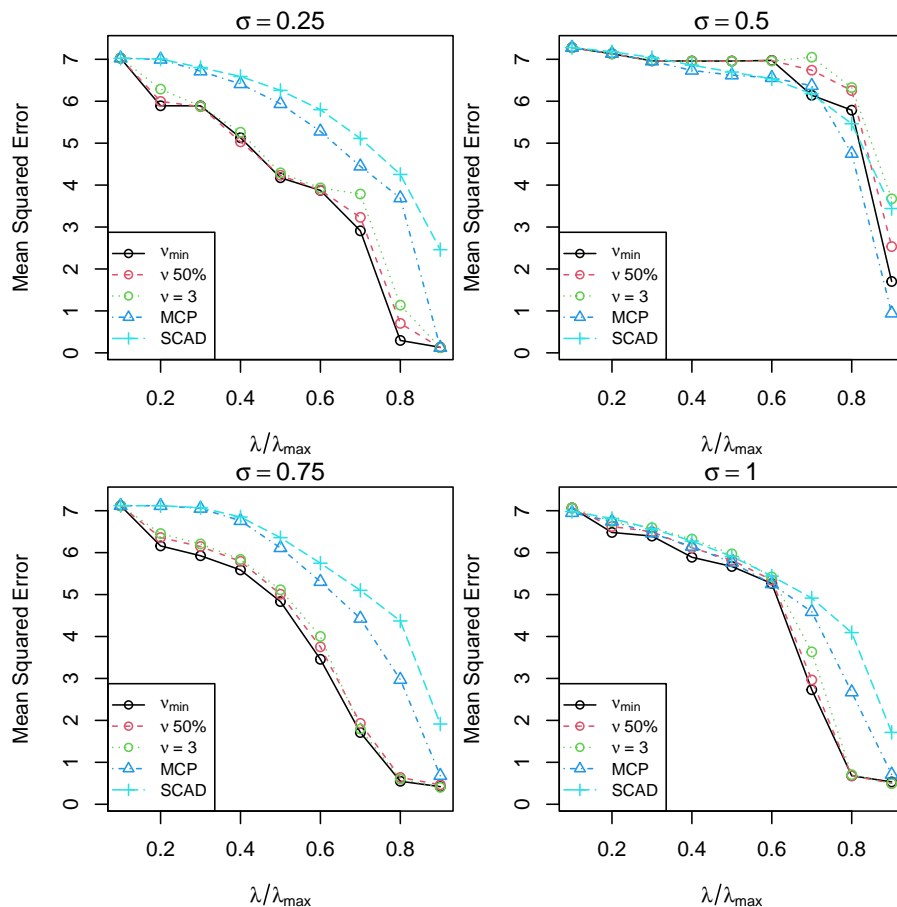


Figure 4: MSE curves for our proposal, SCAD and MCP. Average over 500 replications.

σ values used. The reported values of AUC are rather similar to one another, except for ones obtained at $\sigma = 0.5$, where the AUC values obtained using our proposal show a drop which is less marked when $\nu = \nu_{\min}$. However differences were quite small, for instance the distance from the values obtained using the MCP penalty is less than 0.06. Overall, the various approaches used to select the subset of truly useful variables are substantially equivalent.

Figure 4 portrays the MSE along the path of λ which were rescaled in $[0,1]$ to make the results comparable.

As in Figure 3, no large differences show up in the MSE values. However the proposed CDF with $\nu = \nu_{\min}$ performs somewhat better in 3 out of the considered scenarios

4 Conclusion

In this paper, we have introduced a new penalty, we name the CDF penalty, to carry out variable selection in regression modelling through penalized likelihood. The rationale of the new penalty and relative advantages with respect to traditional LASSO, SCAD and MCP have been discussed. Simulations have shown that the CDF penalty performs no worse than its competitors when identifying the subset of relevant variables.

References

- Antoniadis, A. (1997). Wavelets in statistics: a review. *Journal of the Italian Statistical Society*, 6(2):97–130.
- Boyd, S., Parikh, N., Chu, E., Peleato, B., Eckstein, J., et al. (2011). Distributed optimization and statistical learning via the alternating direction method of multipliers. *Foundations and Trends in Machine Learning*, 3(1):1–122.
- Breaux, H. J. (1967). On stepwise multiple linear regression. Technical report, Army Ballistic Research Lab Aberdeen Proving Ground MD.
- Breheny, P. and Huang, J. (2011). Coordinate descent algorithms for nonconvex penalized regression, with applications to biological feature selection. *The Annals of Applied Statistics*, 5(1):232.
- Chen, J. and Chen, Z. (2008). Extended bayesian information criteria for model selection with large model spaces. *Biometrika*, 95(3):759–771.
- Donoho, D. L. (2000). High-dimensional data analysis: The curses and blessings of dimensionality. *Aide-Memoire of a Lecture at AMS Conference on Math Challenges of the 21st Century*.
- Efron, B., Hastie, T., Johnstone, I., and Tibshirani, R. (2004). Least angle regression. *The Annals of Statistics*, 32(2):407–499.
- Fan, J. and Fan, Y. (2008). High dimensional classification using features annealed independence rules. *Annals of Statistics*, 36(6):2605–2637.
- Fan, J. and Li, R. (2001). Variable selection via nonconcave penalized likelihood and its oracle properties. *Journal of the American Statistical Association*, 96(456):1348–1360.
- Fan, J. and Lv, J. (2008). Sure independence screening for ultrahigh dimensional feature space. *Journal of the Royal Statistical Society: Series B (Statistical Methodology)*, 70(5):849–911.
- Fan, J. and Lv, J. (2010). A selective overview of variable selection in high dimensional feature space. *Statistica Sinica*, 20(1):48.
- Fan, J. and Peng, H. (2004). Nonconcave penalized likelihood with a diverging number of parameters. *The Annals of Statistics*, 32(3):928–961.
- Frank, L. E. and Friedman, J. H. (1993). A statistical view of some chemometrics regression tools. *Technometrics*, 35(2):109–135.
- Friedman, J., Hastie, T., and Tibshirani, R. (2010). Regularization paths for generalized linear models via coordinate descent. *Journal of Statistical Software*, 33(1):1–22.
- Friedman, J. H. (2012). Fast sparse regression and classification. *International Journal of Forecasting*, 28(3):722–738.
- Fu, W. and Knight, K. (2000). Asymptotics for lasso-type estimators. *The Annals of Statistics*, 28(5):1356–1378.
- Gu, C. and Kim, Y.-J. (2002). Penalized likelihood regression: General formulation and efficient approximation. *Canadian Journal of Statistics*, 30(4):619–628.
- Hall, P., Pittelkow, Y., and Ghosh, M. (2008). Theoretical measures of relative performance of classifiers for high dimensional data with small sample sizes. *Journal of the Royal Statistical Society: Series B (Statistical Methodology)*, 70(1):159–173.
- Hendry, D. F. and Richard, J.-F. (1987). Recent developments in the theory of encompassing. Technical report, Université catholique de Louvain, Center for Operations Research and Econometrics (CORE).

- Kim, Y., Choi, H., and Oh, H.-S. (2008). Smoothly clipped absolute deviation on high dimensions. *Journal of the American Statistical Association*, 103(484):1665–1673.
- Lv, J. and Liu, J. S. (2014). Model selection principles in misspecified models. *Journal of the Royal Statistical Society: Series B (Statistical Methodology)*, 76(1):141–167.
- Mazumder, R., Friedman, J. H., and Hastie, T. (2011). Sparsenet: Coordinate descent with nonconvex penalties. *Journal of the American Statistical Association*, 106(495):1125–1138.
- O’Sullivan, F., Yandell, B. S., and Raynor Jr, W. J. (1986). Automatic smoothing of regression functions in generalized linear models. *Journal of the American Statistical Association*, 81(393):96–103.
- Tibshirani, R. (1996). Regression shrinkage and selection via the lasso. *Journal of the Royal Statistical Society: Series B (Methodological)*, 58(1):267–288.
- Zhang, C.-H. (2010). Nearly unbiased variable selection under minimax concave penalty. *The Annals of statistics*, 38(2):894–942.
- Zhao, P. and Yu, B. (2006). On model selection consistency of lasso. *The Journal of Machine Learning Research*, 7:2541–2563.
- Zou, H. (2006). The adaptive lasso and its oracle properties. *Journal of the American statistical association*, 101(476):1418–1429.
- Zou, H. and Li, R. (2008). One-step sparse estimates in nonconcave penalized likelihood models. *Annals of statistics*, 36(4):1509.