

Short & intermediate distance HVP contributions to muon g-2: SM (lattice) prediction versus e+e- annihilation data

C. Alexandrou,^{a,b} S. Bacchio,^b P. Dimopoulos,^c J. Finkenrath,^b R. Frezzotti,^{d,*}
G. Gagliardi,^e M. Garofalo,^f K. Hadjiyiannakou,^{a,b} B. Kostrzewa,^g K. Jansen,^h
V. Lubicz,^{e,j} M. Petschlies,^f F. Sanfilippo,^e S. Simula,^e C. Urbach,^f and U. Wenger^k

^aDepartment of Physics, University of Cyprus, 20537 Nicosia, Cyprus

^bComputation-based Science and Technology Research Center, The Cyprus Institute,
20 Konstantinou Kavafi Street, 2121 Nicosia, Cyprus

^cDipartimento di Scienze Matematiche, Fisiche e Informatiche, Università di Parma and INFN – Parma,
Parco Area delle Scienze 7/a (Campus), 43124 Parma, Italy

^dDipartimento di Fisica, Università di Roma “Tor Vergata” and INFN, Sezione di Roma Tor Vergata
Via della Ricerca Scientifica 1, I-00133 Rome, Italy

^eIstituto Nazionale di Fisica Nucleare, Sezione di Roma Tre,
Via della Vasca Navale 84, I-00146 Rome, Italy

^fHISKP (Theory), Rheinische Friedrich-Wilhelms-Universität Bonn,
Nussallee 14-16, 53115 Bonn, Germany

^gHigh Performance Computing and Analytics Lab, Rheinische Friedrich-Wilhelms-Universität Bonn,
Friedrich-Hirzebruch-Allee 8, 53115 Bonn, Germany

^hNIC, DESY, Platanenallee 6, D-15738 Zeuthen, Germany

^jDipartimento di Matematica e Fisica, Università Roma Tre,
Via della Vasca Navale 84, I-00146 Rome, Italy

^kInstitute for Theoretical Physics, Albert Einstein Center for Fundamental Physics,
University of Bern, Sidlerstrasse 5, CH-3012 Bern, Switzerland

E-mail: roberto.frezzotti@roma2.infn.it

We present new lattice results of the ETM Collaboration, obtained from extensive simulations of lattice QCD with dynamical up, down, strange and charm quarks at physical mass values, different volumes and lattice spacings, concerning the SM prediction for the so-called intermediate window (W) and short-distance (SD) contributions to the leading order hadronic vacuum polarization (LO-HVP) term of the muon anomalous magnetic moment, a_μ . Results for $a_\mu^{\text{LO-HVP,W}}$ and $a_\mu^{\text{LO-HVP,SD}}$, besides representing a step forward to a complete lattice computation of $a_\mu^{\text{LO-HVP}}$ and a useful benchmark among lattice groups, are compared here with their dispersive counterparts based on experimental data for e^+e^- into hadrons. The comparison confirms the tension in $a_\mu^{\text{LO-HVP,W}}$, already noted in 2020 by the BMW Collaboration, while showing no tension in $a_\mu^{\text{LO-HVP,SD}}$.

41st International Conference on High Energy physics - ICHEP2022

6-13 July, 2022

Bologna, Italy

*Speaker

1. From the muon $g - 2$ to probing the R -ratio of $e^+e^- \rightarrow$ hadrons

The anomalous magnetic moment of the muon $a_\mu \equiv (g - 2)/2$, one of the most accurately known quantities in physics, is a crucial observable for which a long-standing tension between the experimental value and the Standard Model (SM) prediction can provide evidence for New Physics (NP) beyond the SM. The current experimental world average [1] is $a_\mu^{\text{exp}} = 116\,592\,061(41) \cdot 10^{-11}$, with a relative error of 0.35 ppm. Ongoing Fermilab data analyses should reduce the error by a factor of about four, and in future the E34 experiment at J-PARC will reach a similar precision.

On the theoretical side, the dominant source of uncertainty in the determination of a_μ comes from the leading-order Hadronic Vacuum Polarization (HVP) term a_μ^{HVP} of order $\mathcal{O}(\alpha_{em}^2)$, and to a less extent, from the Hadronic Light-by-Light (HLbL) scattering contribution of order $\mathcal{O}(\alpha_{em}^3)$. The most precise prediction for the HVP contribution has come so far from a data-driven approach, where the result is reconstructed from the experimental cross section data for e^+e^- annihilation into hadrons, using dispersion relations plus a pure SM completion at high energy, and reads [2]

$$a_\mu^{\text{HVP,ddSM}} = 6\,931(40) \cdot 10^{-11}, \quad (1)$$

where $40 \cdot 10^{-11}$ corresponds to an uncertainty on the full a_μ of 0.37 ppm. The difference between the experimental result a_μ^{exp} and the prediction of a_μ , which is obtained using SM theory plus the dispersive result in Eq. (1) for the HVP term and is called the data-driven SM value a_μ^{ddSM} , amounts to [2]

$$\Delta a_\mu = a_\mu^{\text{exp}} - a_\mu^{\text{ddSM}} = 251(41)(43) \cdot 10^{-11} = 251(59) \cdot 10^{-11}. \quad (2)$$

Here the first (second) error in the central expression comes from experiment (theory), while the total error is given in the last expression. The result (2) displays a remarkable 4.3σ tension.

In order to check the data-driven SM prediction for a_μ^{HVP} , lattice field theory can play a key role, as it allows to predict a_μ^{HVP} from the pure SM theory, namely QCD+QED, renormalized in terms of $\alpha = 1/137.036\dots$ and few hadronic masses. Within lattice QCD+QED a_μ^{HVP} can be evaluated directly in the time-momentum representation [2] as an integral over Euclidean time t of the zero three-momentum Euclidean correlation function $V(t)$ (Eq.(5)) times the known function¹ $K(m_\mu t)$:

$$a_\mu^{\text{HVP}} = 2\alpha_{em}^2 \int_0^\infty dt t^2 K(m_\mu t) V(t), \quad (3)$$

$$K(z) = 2 \int_0^1 dy (1-y) \left[1 - j_0^2 \left(zy / (2\sqrt{1-y}) \right) \right], \quad j_0(y) = \sin(y)/y. \quad (4)$$

The Euclidean vector correlator $V(t)$ can be calculated on a lattice with spatial volume $V = L^3$ and time extent T for discretized values of the time distance t/a from 0 to T/a . It is defined as

$$V(t) \equiv -\frac{1}{3} \sum_{i=1,2,3} \int d^3x \langle J_i(\vec{x}, t) J_i(0) \rangle, \quad (5)$$

with $J_\mu(x) \equiv \sum_{f=u,d,s,c,\dots} q_f \bar{\psi}_f(x) \gamma_\mu \psi_f(x)$ being the electromagnetic (em) current operator and q_f the em charge for the quark flavor f (in units of the absolute value of the electron charge).

¹The leptonic kernel $K(z)$ is proportional to z^2 at small values of z and it approaches 1 as $z \rightarrow \infty$.

A breakthrough in the accuracy for a_μ^{HVP} was obtained in the recent lattice SM calculation performed by the BMW Collaboration (BMW '20 [3]): $a_\mu^{\text{HVP,latSM}}(\text{BMW}) = 7\,075(55) \cdot 10^{-11}$, corresponding to a relative uncertainty of 0.8%. The result of the BMW Collaboration differs from the data-driven one (1) at the level of 2.1σ , thereby weakening the tension (2) to a 1.5σ effect.

Further independent lattice SM determinations of a_μ^{HVP} with a few permille uncertainty are now required. This is a challenging task owing to the complexity of the computation if all sources of error are to be kept under control to such an high accuracy level. In this respect, the so-called short and intermediate time-distance windows, introduced by the UKQCD-RBC Collaboration [4] represent important benchmark quantities. They are given by

$$a_\mu^{\text{HVP},w} = 2\alpha_{em}^2 \int_0^\infty dt t^2 K(m_\mu t) \Theta^w(t) V(t) \quad w = \{SD, W, LD\}, \quad (6)$$

where the time-modulating function $\Theta^w(t)$ reads

$$\Theta^{\text{SD}}(t) \equiv 1 - \frac{1}{1 + e^{-2(t-t_0)/\Delta}}, \quad \Theta^{\text{W}}(t) \equiv \frac{1}{1 + e^{-2(t-t_0)/\Delta}} - \frac{1}{1 + e^{-2(t-t_1)/\Delta}}, \quad \Theta^{\text{LD}}(t) \equiv \frac{1}{1 + e^{-2(t-t_1)/\Delta}}, \quad (7)$$

with $t_0 = 0.4$ fm, $t_1 = 1$ fm, $\Delta = 0.15$ fm and $a_\mu^{\text{HVP}} \equiv a_\mu^{\text{HVP,SD}} + a_\mu^{\text{HVP,W}} + a_\mu^{\text{HVP,LD}}$. Indeed these “window” observables allow for comparisons not only among lattice results from different groups, but also between lattice results, i.e. *ab initio* SM predictions, and their data driven (“ddSM”) counterparts based on $e^+e^- \rightarrow$ hadrons experiments.

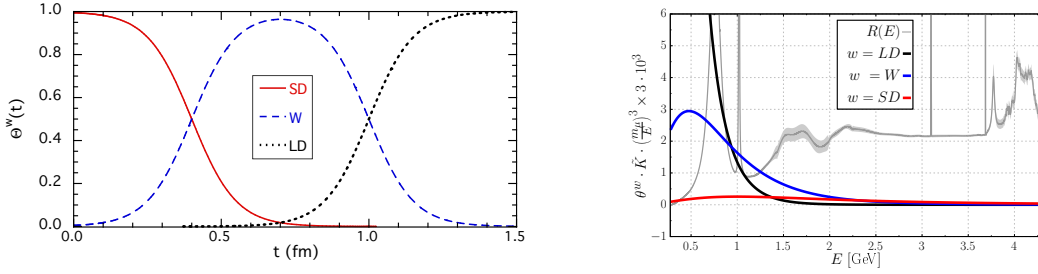


Figure 1: Left panel: the function $\Theta^w(t)$ for $w = SD, W, LD$ defining $a_\mu^{\text{HVP},w}$, see Eq. (6). Right panel: the weight $\frac{m_\mu^3}{E^3} \tilde{K}\left(\frac{E}{m_\mu}\right) \tilde{\Theta}^w(E)$ and (overlaid in grey) the experimental $R^{\text{had}}(E)$, both appearing in Eq. (9).

The latter point becomes evident, see Eq. (9), upon rewriting $a_\mu^{\text{HVP},w}$ as an integral over the (center-of-mass) energy E of the final hadron state in the e^+e^- annihilation process with cross section

$$\sigma^{\text{had}}(E) = \frac{4\pi\alpha_{em}^2}{3E^2} R^{\text{had}}(E). \quad (8)$$

In fact, using the spectral representation $V(t) = \frac{1}{12\pi^2} \int_{E_{\text{thr}}}^\infty dE E^2 R^{\text{had}}(E) e^{-Et}$, one obtains

$$a_\mu^{\text{HVP},w} = \frac{2\alpha_{em}^2}{9\pi^2 m_\mu} \int_{E_{\text{thr}}}^\infty dE \frac{m_\mu^3}{E^3} \tilde{K}\left(\frac{E}{m_\mu}\right) \tilde{\Theta}^w(E) R^{\text{had}}(E), \quad (9)$$

where the energy-modulating function $\tilde{\Theta}^w(E)$ and the leptonic kernel $\tilde{K}(x)$ are given by²

$$\tilde{\Theta}^w(E) = \frac{\int_0^\infty dt t^2 e^{-Et} K(m_\mu t) \Theta^w(t)}{\int_0^\infty dt t^2 e^{-Et} K(m_\mu t)}, \quad \tilde{K}(x) = \frac{3}{4} x^5 \int_0^\infty dz z^2 e^{-xz} K(z). \quad (10)$$

² $\tilde{K}(x)$ is proportional to x^2 for $x \ll 1$ and approaches 1 as $x \rightarrow \infty$. At the two-pion threshold: $\tilde{K}(2M_\pi/m_\mu) \simeq 0.63$.

For $w = SD, W, LD$, the modulating functions $\Theta^w(t)$ and $\frac{m_\mu^3}{E^3} \tilde{K}\left(\frac{E}{m_\mu}\right) \tilde{\Theta}^w(E)$ are shown in Fig. 1.

Here we present new accurate results for $a_\mu^{\text{HVP},W}$ and (for the first time) $a_\mu^{\text{HVP},SD}$, which can be directly compared with their data-driven counterparts and represent an *ab initio* probe of the R -ratio $R^{\text{had}}(E)$ weighted with the specific kernels $\frac{m_\mu^3}{E^3} \tilde{K}\left(\frac{E}{m_\mu}\right) \tilde{\Theta}^w(E)$, $w = W, SD$ (see [5] for details).

2. Extended Twisted Mass Collaboration (ETMC) lattice data and other inputs

We compute separately the u, d, s and c fermionic connected and disconnected contributions to the Euclidean correlator $V(t)$ (see Eq.(5)) and in terms of them we evaluate the window observables $a_\mu^{\text{HVP},SD}$ and $a_\mu^{\text{HVP},W}$ (see Eq. (6)). To this goal we exploit extensive simulations of lattice QCD with dynamical u, d, s and c quark flavours in the isosymmetric limit ($\alpha_{em} = m_d - m_u = 0 \Rightarrow u = d \equiv \ell$) – here called "isoQCD" – that have been presented in ETMC '22 [5] with

- three (four in the case of c contributions) lattice spacings used for continuum extrapolation;
- accurate tuning of s and c , besides ℓ , quark masses in both valence and sea fermion sectors;
- $O(10^3)$ measurements on hundreds of gauge configurations for the ℓ quark contributions;
- vector currents with very precise (0.1%) chiral covariant normalization (hadronic method);
- no dangerous $O(a^2 \log(a^2))$ artifacts in $a_\mu^{\text{HVP},SD}$ (removed via direct tree-level computation).
- physical pion mass³ and large volume systems ($L^3 \times 2L$), with L in the range 5.1 fm – 7.6 fm; the continuum limit is taken on data interpolated at $L_{\text{ref}} = 5.46$ fm, then moved to $L \rightarrow \infty$.

An example of the data quality and the accuracy of the continuum extrapolation is shown in Fig. 2.

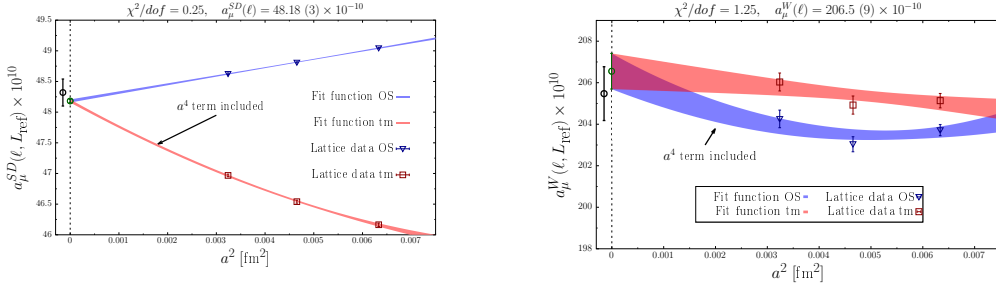


Figure 2: Continuum extrapolation of $a_\mu^{\text{HVP},SD}(\ell)$ (left) and $a_\mu^{\text{HVP},W}(\ell)$ (right) data in two lattice regularizations (“tm” and “OS”), for $M_\pi^{\text{isoQCD}} = 135.0$ MeV and the reference size $L_{\text{ref}} = 5.46$ fm. Legend info and coloured 1σ bands refer to one representative fit among the many that we considered. A black symbol, close to the dashed line, shows the mean and total error for the combination of all fits. See [5] for analysis details.

We also use few tiny and relatively accurate inputs not coming from ETMC '22 simulations, namely i) QED and strong isospin breaking effects on $a_\mu^{\text{HVP},W}$ evaluated by BMW '20 [3]:

$$a_\mu^{\text{HVP},W}(\text{QED} + \text{SIB}) = 0.43(4) \cdot 10^{-10} ;$$

³Recently evaluated corrections of our observables from the originally simulated M_π values (~ 140 or ~ 137 MeV) to $M_\pi^{\text{isoQCD}} = 135.0$ MeV gave better sensitivity to lattice artifacts, leading us to try and combine a larger number of fits.

ii) b quark and QED effects on $a_\mu^{\text{HVP,SD}}$ estimated in perturbative QCD via the “rhad” package [6]:

$$a_\mu^{\text{HVP,SD}}(b) = 0.32 \cdot 10^{-10}, \quad a_\mu^{\text{HVP,SD}}(\text{QED}) = 0.03 \cdot 10^{-10}.$$

3. Lattice SM results and comparison with data-driven determinations

Our current (almost final) results, accounting for info from recent simulations at $M_\pi = 135$ MeV and for an analysis with an enlarged set of fits combined in different ways, may be summarized as follows. For the observable $a_\mu^{\text{HVP,W}}$, probing the R -ratio at low and intermediate E , we obtain

$$a_\mu^{\text{W}}(\ell, s, c, \text{disc}) = [206.5(1.3), 27.28(20), 2.90(12), -0.78(21)] \cdot 10^{-10}, \quad (11)$$

$$\text{yielding } a_\mu^{\text{W}}(\text{ETMC}) = 236.3(1.3) \cdot 10^{-10}. \quad (12)$$

The short distance observable $a_\mu^{\text{HVP,W}}$ probes the R -ratio at higher E (see Fig. 1). For it we find

$$a_\mu^{\text{SD}}(\ell, s, c, \text{disc}) = [48.32(22), 9.074(64), 11.61(27), -0.006(5)] \cdot 10^{-10}, \quad (13)$$

$$\text{yielding } a_\mu^{\text{SD}}(\text{ETMC}) = 69.35(35) \cdot 10^{-10}. \quad (14)$$

Our findings for partial flavour contributions to $a_\mu^{\text{HVP,W}}$ are in remarkable agreement with those from other lattice groups (see [5] for details). Our ETMC ’22 result for $a_\mu^{\text{HVP,W}}$ agrees very well with its analog in the BMW ’20 [3] and CLS ’22 [7] papers. A recent result for $a_\mu^{\text{HVP,SD}} + a_\mu^{\text{HVP,W}}$ from Fermilab Lattice/HPQCD/MILC groups [8] also confirms our findings. So far only BMW ’20 [3] has published a very precise, pure lattice-SM result on the (LO i.e. $O(\alpha_{em}^2)$) full a_μ^{HVP} , and only ETMC ’22 [5] has computed $a_\mu^{\text{HVP,SD}}$. A concise summary of the situation is given in Fig 3, where we also show a comparison with $e^+e^- \rightarrow \text{hadrons}$ data-driven determinations of the same quantities.

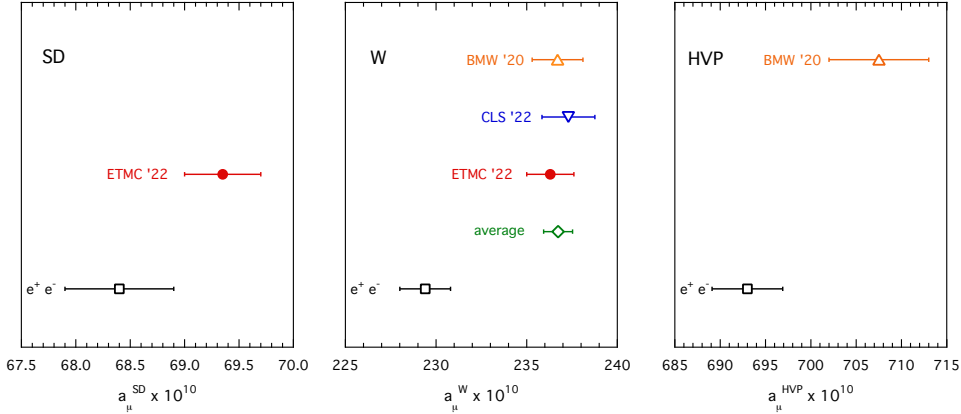


Figure 3: Lattice SM results for the $a_\mu^{\text{HVP,SD}}$ (left panel), $a_\mu^{\text{HVP,W}}$ (central panel) and full a_μ^{HVP} (right panel) observables, compared with their experimental data-driven counterparts [9]. Only results from at least three lattice spacings and one ensemble at the physical pion mass point are considered. Central panel: the green diamond is our average of the BMW ’20, CLS ’22 and ETMC ’22 results: $a_\mu^{\text{HVP,W}} = 236.7(8) \cdot 10^{-10}$.

The self-consistency of all lattice results enhances the credibility of the full a_μ^{HVP} result by BMW ’20. Our $a_\mu^{\text{HVP,W}}$ lattice average in Fig. 3 shows a 4.5σ tension with the $e^+e^- \rightarrow \text{hadrons}$

data-driven determination of Ref. [9], which adopts the conservative data merging procedure from Ref. [2], and an even stronger one ($\simeq 6.1 \sigma$) with respect to the data-driven result of Ref. [10]. This striking low energy anomaly in $a_\mu^{\text{HVP,W}}$ definitely needs to be understood.

A good agreement (at 1.5σ level) is instead seen between lattice and data-driven determinations of $a_\mu^{\text{HVP,SD}}$, which probes the $R^{\text{had}}(E)$ -ratio at higher E , where the photon HVP (i.e. $\Delta\alpha_{em}$) is indeed known (see [11] and refs. therein) to be consistent with electroweak precision tests of the SM.

Acknowledgments

We thank all members of ETMC for the most enjoyable collaboration. We are very grateful to Guido Martinelli and Giancarlo Rossi for many discussions on the lattice setup and the methods employed in this work. We thank Nazario Tantalo for valuable discussions about the physical information that can be obtained by comparing experimental data on $e^+e^- \rightarrow$ hadrons with SM lattice predictions for observables related to the photon HVP term.

References

- [1] B. Abi *et al.* [Muon $g-2$], Phys. Rev. Lett. **126** (2021) no.14, 141801 doi:10.1103/PhysRevLett.126.141801 [arXiv:2104.03281 [hep-ex]].
- [2] T. Aoyama, *et al.* Phys. Rept. **887** (2020), 1-166 doi:10.1016/j.physrep.2020.07.006 [arXiv:2006.04822 [hep-ph]].
- [3] S. Borsanyi, *et al.* Nature **593** (2021) no.7857, 51-55 doi:10.1038/s41586-021-03418-1 [arXiv:2002.12347 [hep-lat]].
- [4] T. Blum *et al.* [RBC and UKQCD], Phys. Rev. Lett. **121** (2018) no.2, 022003 doi:10.1103/PhysRevLett.121.022003 [arXiv:1801.07224 [hep-lat]].
- [5] C. Alexandrou, S. Bacchio, P. Dimopoulos, J. Finkenrath, R. Frezzotti, G. Gagliardi, M. Garofalo, K. Hadjiyiannakou, B. Kostrzewa and K. Jansen, *et al.* [arXiv:2206.15084 [hep-lat]].
- [6] R. V. Harlander and M. Steinhauser, Comput. Phys. Commun. **153** (2003), 244-274 doi:10.1016/S0010-4655(03)00204-2 [arXiv:hep-ph/0212294 [hep-ph]].
- [7] M. Cè, A. Gérardin, G. von Hippel, R. J. Hudspith, S. Kuberski, H. B. Meyer, K. Miura, D. Mohler, K. Ottnad, P. Srijit, *et al.* [arXiv:2206.06582 [hep-lat]].
- [8] C. T. H. Davies *et al.* [Fermilab Lattice, HPQCD and MILC], [arXiv:2207.04765 [hep-lat]].
- [9] G. Colangelo, *et al.* Phys. Lett. B **833** (2022), 137313 doi:10.1016/j.physletb.2022.137313 [arXiv:2205.12963 [hep-ph]].
- [10] A. Keshavarzi, D. Nomura and T. Teubner, Phys. Rev. D **101** (2020) no.1, 014029 doi:10.1103/PhysRevD.101.014029 [arXiv:1911.00367 [hep-ph]]; private commun. 2022.

- [11] M. Cè, A. Gérardin, G. von Hippel, H. B. Meyer, K. Miura, K. Ottnad, A. Risch, T. San José, J. Wilhelm and H. Wittig, *JHEP* **08** (2022), 220 doi:10.1007/JHEP08(2022)220 [arXiv:2203.08676 [hep-lat]].