

DIAGRAMMATIC REPRESENTATIONS OF GENERALIZED TEMPERLEY-LIEB ALGEBRAS OF AFFINE TYPE \tilde{B} AND \tilde{D}

RICCARDO BIAGIOLI, GIULIANA FATABBI, AND ELISA SASSO

ABSTRACT. Let (W, S) be an affine Coxeter system of type \tilde{B} or \tilde{D} and $\text{TL}(W)$ the corresponding generalized Temperley-Lieb algebra. In this paper we define an infinite dimensional associative algebra made of decorated diagrams that is isomorphic to $\text{TL}(W)$. Moreover, we describe an explicit basis for such an algebra consisting of special decorated diagrams that we call admissible. Such basis is in bijective correspondence with the classical monomial basis of the generalized Temperley-Lieb algebra indexed by the fully commutative elements of W .

INTRODUCTION

The Temperley-Lieb (TL) algebra is a very classical mathematical object studied in algebra, combinatorics, statistical mechanics and mathematical physics, introduced by Temperley and Lieb in 1971 [16]. Kauffman [13] and Penrose [14] showed that the TL algebra can be realized as a diagram algebra, that is an associative algebra with a basis given by certain diagrams on the plane. On the other hand, Jones presented the TL algebra in terms of abstract generators and relations. In [12], he also showed that this algebra occurs naturally as a quotient of the Hecke algebra of type A . The realization of the TL algebra as a Hecke algebra quotient was generalized by Graham in [6]. He defined the so-called *generalized Temperley-Lieb algebra* $\text{TL}(\Gamma)$ for a Coxeter system of arbitrary type Γ and showed that it has a monomial basis indexed by the fully commutative elements of the underlying Coxeter group. During the years, diagrammatic representations for $\text{TL}(\Gamma)$ have been found for each Coxeter system of finite type and for two systems of affine type. More precisely, in [8], [10] and [7] Green defined a diagram calculus in finite Coxeter types B , D , E and H . For affine types, in [5] Fan and Green provided a realization of $\text{TL}(\tilde{A})$ as a diagram algebra on a cylinder and, more recently, in [3, 4], Ernst represented $\text{TL}(\tilde{C})$ as an algebra of decorated diagrams.

The aim of this paper is to give diagrammatic representations for the two remaining affine families, namely types \tilde{B} and \tilde{D} . Taking inspiration from Ernst work on type \tilde{C} , we consider two subsets of the decorated diagrams introduced in [3], we endow them with an algebra structure, and then we define, modulo some relations, two new quotient algebras, denoted by $\mathbb{D}(\tilde{B}_{n+1})$ and $\mathbb{D}(\tilde{D}_{n+2})$. Our main results show that these algebras are actually isomorphic to $\text{TL}(\tilde{B})$ and $\text{TL}(\tilde{D})$, respectively. In order to do so, we first give an explicit description of two special families of irreducible decorated diagrams, called *admissible*, that turn out to be linear bases of $\mathbb{D}(\tilde{B}_{n+1})$ and $\mathbb{D}(\tilde{D}_{n+2})$, respectively. We then introduce a notion of length for admissible diagrams that measures

Date: December 23, 2022.

Key words and phrases. Coxeter groups, Temperley-Lieb algebras, heaps of pieces, fully commutative elements, diagrammatic representations.

The first author thanks GNSAGA of INdAM for its partial support while visiting the second author.

in a certain sense the distance of the decorations from the left and the right side of the diagram. Finally, we define procedures that allows us to factorize any decorated diagram in terms of the so-called simple diagrams. The most relevant, named *cut and paste operation*, transforms an admissible diagram of a certain type in another one of lower length by acting on some of its edges. All definitions and results previously mentioned, are used to prove that there exists an isomorphism between $\text{TL}(W)$ and $\mathbb{D}(W)$ sending a monomial basis element to an admissible diagram. There are several strategies to prove the faithfulness of the known diagrammatic representations of TL algebras of arbitrary type. For instance, in type \tilde{C} two different proofs of injectivity exist: the original one due to Ernst [4] uses non-cancellable elements in Coxeter groups, while more recently in [1], an algorithmic proof based on a decomposition of the heaps associated with fully commutative elements is proposed. The proof provided in this paper is inductive as that of Fan and Green in type \tilde{A} [5].

This paper is organized as follows. In Section 1 we describe the necessary background in Coxeter groups theory, heaps theory and the presentation of the TL algebra we use. In Section 2 we recall Ernst definition of decorated diagrams and we introduce our quotient subalgebra $\mathbb{D}(\tilde{B}_{n+1})$ by defining appropriate relations on the set of decorations. In Section 3 we define the admissible diagrams. We also introduce a notion of length for admissible diagrams together with a geometric and an algebraic interpretation. In Section 4 we define the cut and paste operation. Then in Section 5 we prove that the two algebras $\text{TL}(\tilde{B}_{n+1})$ and $\mathbb{D}(\tilde{B}_{n+1})$ are isomorphic. Finally, in Section 6, we explain how all the material and the procedures developed in type \tilde{B} need to be changed in order to define a faithful diagrammatic representation of $\text{TL}(\tilde{D}_{n+2})$.

1. FULLY COMMUTATIVE ELEMENTS AND GENERALIZED TEMPERLEY-LIEB ALGEBRAS

Let M be a square symmetric matrix indexed by a finite set S , satisfying $m_{ss} = 1$ and, for $s \neq t$, $m_{st} = m_{ts} \in \{2, 3, \dots\} \cup \{\infty\}$. The *Coxeter group* W associated with the *Coxeter matrix* M is defined by generators S and relations $(st)^{m_{st}} = 1$ if $m_{st} < \infty$. These relations can be rewritten more explicitly as $s^2 = 1$ for all s , and

$$\underbrace{sts \cdots}_{m_{st}} = \underbrace{tst \cdots}_{m_{st}},$$

where $m_{st} < \infty$, the latter being called *braid relations*. When $m_{st} = 2$, they are simply *commutation relations* $st = ts$.

The *Coxeter graph* Γ associated to the *Coxeter system* (W, S) is the graph with vertex set S and, for each pair $\{s, t\}$ with $m_{st} \geq 3$, an edge between s and t labeled by m_{st} . When $m_{st} = 3$ the edge is usually left unlabeled since this case occurs frequently. Therefore non adjacent vertices correspond precisely to commuting generators.



FIGURE 1. Coxeter graph of types \tilde{B}_{n+1} .

For $w \in W$, the *length* of w , denoted by $\ell(w)$, is the minimum length l of an expression $s_1 \cdots s_l$ of w with $s_i \in S$. The expressions of length $\ell(w)$ are called *reduced* and are usually denoted with bold letters. A fundamental result in Coxeter group theory, sometimes called the *Matsumoto property*, states that any reduced expression of w can be

obtained from any other reduced of w using only braid relations (see for instance [11]). The notion of full commutativity is a strengthening of this property.

Definition 1.1. An element w is *fully commutative* (FC) if any reduced expression of w can be obtained from any other reduced expression of w using only commutation relations.

The following characterization of FC elements, originally due to Stembridge, is particularly useful in order to test whether a given element is FC or not.

Proposition 1.2 (Stembridge [15], Prop. 2.1). *An element $w \in W$ is FC if and only if for all s, t such that $3 \leq m_{st} < \infty$, there is no reduced expression of w that contains the factor $\underbrace{sts \cdots}_{m_{st}}$.*

Therefore an element w is FC if all reduced expressions avoid all braid relations. The concept of heap helps to capture the notion of full commutativity. We briefly describe a way to define the above mentioned heap and its relations with full commutativity, for more details see for instance [2] and the references cited there.

Let (W, S) be a Coxeter system with Coxeter graph Γ , and fix a reduced expression $\mathbf{w} = s_{a_1} \cdots s_{a_l}$ with $s_{a_j} \in S$. Define a partial ordering \prec on the index set $\{1, \dots, l\}$ as follows: set $i \prec j$ if $i < j$ and s_{a_i}, s_{a_j} do not commute, and extend it by transitivity. We denote this poset together with the labeling map $\epsilon : i \mapsto s_{a_i}$ by $H(\mathbf{w})$ and we call it a *labeled heap of type Γ* or simply a *heap*. Heaps are well-defined up to *commutation classes* [17], that is, if \mathbf{w} and \mathbf{w}' are two reduced expressions for $w \in W$, such that \mathbf{w} can be obtained from \mathbf{w}' using only commutation relations, then the corresponding labeled heaps are isomorphic. This means that there exists a poset isomorphism between them which preserves the labels. Therefore, when w is FC we can define $H(w) := H(\mathbf{w})$, where \mathbf{w} is any reduced expression for w . Heaps of this form will be called *FC heaps*. Another important feature of FC heaps is that the linear extensions of $H(w)$ are in bijection with the reduced expressions of w , see [15, Proposition 2.2].

Given a heap H and a subset $I \subset S$, we denote by H_I the *subheap* induced by all elements of H with labels in I (see [17, §2]).

In the Hasse diagram of $H(\mathbf{w})$, vertices with the same labels are drawn in the same column. Moreover, as in [3], we draw heaps from top to bottom, namely the vertices on the top of $H(\mathbf{w})$, correspond to generators occurring on the left of \mathbf{w} . We often identify vertices with their labels.

Example 1.3. The heaps of $w = s_3 s_5 s_2 s_4 s_0 s_1 s_3 s_5 s_2 s_4 s_5$ in $\text{FC}(\tilde{B}_5)$ and $u = s_0 s_2 s_1 s_3 s_2$ in $\text{FC}(\tilde{B}_3)$ are represented in Figure 2. The subheap of $H(w)$ corresponding to the subset $\{s_4, s_5\}$ is dashed.

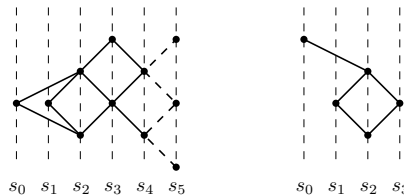


FIGURE 2. The heap $H(w)$, the subheap $H(w)_{\{s_4, s_5\}}$ dashed, and $H(u)$.

Definition 1.4. Let (W, S) be a Coxeter system, $w \in \text{FC}(W)$, and $H := H(w)$. We say that H is *alternating* if for each non commuting generators s, t in S , the chain $H_{\{s,t\}}$ has alternating labels s and t from top to bottom.

Both examples in Figure 2 are alternating. Note that if $H(w)$ is alternating, then any reduced expression \mathbf{w} of w is *alternating* in the sense that for each non commuting generators $s, t \in S$, the occurrences of s alternate with those of t in \mathbf{w} . In this case we also say that $w \in \text{FC}(W)$ is alternating.

From now on we will focus on the affine Coxeter group of type \tilde{B}_{n+1} whose Coxeter graph is depicted in Figure 1. Note that the generators s_0 and s_1 commute.

Notation 1.5. By the definition given above, a heap of $w \in \text{FC}(\tilde{B}_{n+1})$ should be represented in a Hasse diagram with $n + 2$ columns labeled by $s_0, s_1, s_2, \dots, s_{n+1}$, as we did in Figure 2. Instead, when dealing with Coxeter systems of type \tilde{B}_{n+1} , we will represent heaps in $n + 1$ columns with the following criterion. Vertices with label s_0 and s_1 will be drawn in the first column of $H(w)$ with the convention that when s_0s_1 occurs in a reduced expression of w , we represent the vertices associated to these s_0 and s_1 with a single mark point simply labeled s_0s_1 . Vertices labeled by s_0, s_1 and s_0s_1 will be called *1-elements* and we will explicitly write their labels in the heap representation. For instance from now on, the two heaps in Figure 2 will be depicted as in Figure 3.

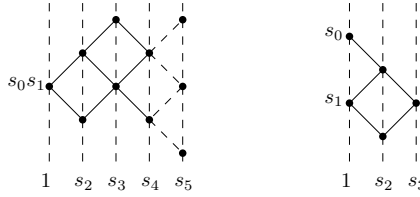


FIGURE 3. The new representations of $H(w)$ and $H(u)$ of Figure 2.

FC heaps of type \tilde{B}_{n+1} have been classified in in [2, §3.2]. We present now a slightly modified version of the original classification [2, Definition 3.9].

Let $i \in \{2, \dots, n\}$, a *peak* is a heap of the form:

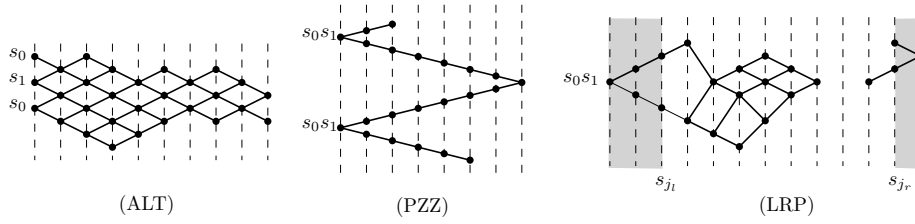
$$P_{\rightarrow}(s_i) := H(s_i s_{i+1} \cdots s_n s_{n+1} s_n \cdots s_{i+1} s_i) \text{ or}$$

$$P_{\leftarrow}(s_i) := H(s_i s_{i-1} \cdots s_2 s_0 s_1 s_2 \cdots s_{i-1} s_i).$$

If H is a heap of type \tilde{B}_{n+1} and $i \in \{2, \dots, n\}$, then $H_{\{\leftarrow s_i\}}$ (respectively, $H_{\{\rightarrow s_i\}}$) denotes the subheap of H that is induced by the elements with labels in the set $\{s_0 s_1, s_0, s_1, s_2, \dots, s_{i-1}, s_i\}$ (respectively, $\{s_i, s_{i+1}, \dots, s_{n+1}\}$).

Definition 1.6. We define the following five families of heaps of type \tilde{B}_{n+1} .

- (ALT) *Alternating.* $H \in (\text{ALT})$ if it is alternating in the sense of Definition 1.4, where W is the Coxeter group \tilde{B}_{n+1} , and if H contains two or more 1-elements, those must be s_0 and s_1 and have to alternate.
- (PZZ) *Pseudo Zigzags.* $H \in (\text{PZZ})$ if $H = H(w)$ where w has a reduced expression that is a finite factor of the infinite word $(s_0 s_1 s_2 \cdots s_n s_{n+1} s_n \cdots s_2)^\infty$ and that contains at least an occurrence of $s_n s_{n+1} s_n$ and of $s_0 s_1$.
- (LP) *Left-Peaks.* $H \in (\text{LP})$ if there exists $j_\ell \in \{2, \dots, n\}$ such that:
 - (1) $H_{\{\leftarrow s_{j_\ell}\}} = P_{\leftarrow}(s_{j_\ell})$;


 FIGURE 4. Heaps of type \tilde{B}_{n+1} .

- (2) There is no $s_{j_\ell+1}$ -element between the two s_{j_ℓ} -elements;
 (3) $H_{\{\rightarrow s_{j_\ell}\}}$ is alternating when the two s_{j_ℓ} -elements are identified.
- (RP) Right-Peaks.** $H \in (\text{RP})$ if there exists $j_r \in \{2, \dots, n\}$ such that:
- (1) $H_{\{\rightarrow s_{j_r}\}} = P_{\rightarrow}(s_{j_r})$;
 - (2) There is no s_{j_r-1} -element between the two s_{j_r} -elements;
 - (3) $H_{\{\leftarrow s_{j_r}\}}$ is alternating when the two s_{j_r} -elements are identified.
 - (4) If $H = H(w)$, with w equal to $as_2 \cdots s_n s_{n+1} s_n \cdots s_{j_r}$, or $s_{j_r} \cdots s_n s_{n+1} s_n \cdots s_2 b$, or $as_2 \cdots s_n s_{n+1} s_n \cdots s_2 b$, then a and b must be different from $s_0 s_1$, see Figure 5.
- (LRP) Left-Right-Peaks.** $H \in (\text{LRP})$ if there exist $2 \leq j_\ell < j_r \leq n$ such that:
- (1) LP(1), LP(2), RP(1) and RP(2) hold;
 - (2) $H_{\{s_{j_\ell}, \dots, s_{j_r}\}}$ is alternating when both the two s_{j_ℓ} - and the two s_{j_r} -elements are identified.
 - (3) H is not a pseudo zigzag.

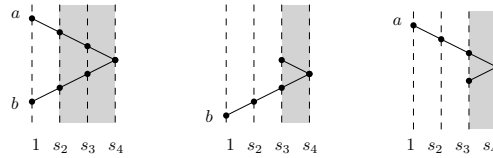


FIGURE 5. Special Right-Peaks.

The following result is proved in [2, Theorem 3.10].

Theorem 1.7 (Classification of FC heaps of type \tilde{B}_{n+1}). *A heap of type \tilde{B}_{n+1} is fully commutative if and only if it belongs to one of the families of Definition 1.6.*

In the rest of the paper, we say that $w \in \text{FC}(\tilde{B}_{n+1})$ is in (ALT), (PZZ), (RP), (LP), or (LRP) if and only if the corresponding heap $H(w)$ is. Note that with respect to [2], we introduced the new family (PZZ) made of zigzags and some degenerate right-peaks of the original classification. Also note that in condition (4) for Right-Peaks, if a or b is $s_0 s_1$ then the corresponding heap is in (PZZ), see Figure 5. The reasons for these choices will be clarified in Lemmas 5.1 and 5.2.

As recalled in the introduction, FC elements in a Coxeter group W index a basis of the so-called generalized Temperley-Lieb algebra of W . The following is the presentation of $\text{TL}(\tilde{B}_{n+1})$ given by Green in [9, Proposition 2.6] that will be used in our work as definition.

Definition 1.8. The *Temperley-Lieb algebra of type \tilde{B}_{n+1}* , denoted by $\text{TL}(\tilde{B}_{n+1})$, is the $\mathbb{Z}[\delta]$ -algebra generated by $\{b_0, b_1, \dots, b_{n+1}\}$ with defining relations:

- (b1) $b_i^2 = \delta b_i$ for all $i \in \{0, \dots, n+1\}$;
- (b2) $b_i b_j = b_j b_i$ if $|i-j| > 1$ and $\{i, j\} \neq \{0, 2\}$ or $\{i, j\} = \{0, 1\}$;
- (b3) $b_i b_j b_i = b_i$ if $i, j \in \{1, \dots, n\}$ and $|i-j| = 1$, or $\{i, j\} = \{0, 2\}$;
- (b4) $b_i b_j b_i b_j = 2b_i b_j$ if $\{i, j\} = \{n, n+1\}$.

For any $s_{i_1} \cdots s_{i_k}$ reduced expression of w in $\text{FC}(\tilde{B}_{n+1})$, we set

$$b_w = b_{i_1} \cdots b_{i_k}.$$

It is easy to see that b_w does not depend on the chosen reduced expression of w . Graham proved that the set $\{b_w \mid w \in \text{FC}(\tilde{B}_{n+1})\}$ is a basis for $\text{TL}(\tilde{B}_{n+1})$, that is usually called the *monomial basis* (see also [9, Proposition 2.4]).

2. DECORATED DIAGRAMS

In this section we consider a subset of the decorated diagrams defined in [3] by Ernst to give his representation of $\text{TL}(\tilde{C}_{n+1})$. We then introduce a new set of relations to define a quotient subalgebra which will be the main object of our investigations.

A *standard k -box* is a rectangle with $2k$ mark points called *nodes* or *vertices*, labeled as in Figure 6. We will refer to the top of the rectangle as the *north face* and to the bottom as the *south face*.

Sometimes, it will be useful for us to think of the standard k -box as being embedded in the xy -plane. In this case, we put the lower left corner of the rectangle at the origin such that each node i (respectively, i') is located at the point $(i, 1)$ (respectively, $(i, 0)$).

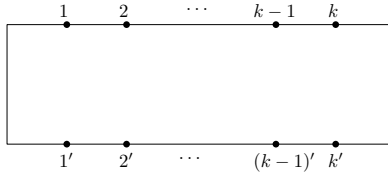


FIGURE 6. The standard k -box.

A *concrete pseudo k -diagram* consists of a finite number of disjoint plane curves, called *edges*, embedded in the standard k -box with the following restrictions. The nodes are endpoints of edges. All other embedded edges must be closed (isotopic to circles) and disjoint from the box. We refer to a closed edge as a *loop*. It follows that there cannot exist isolated nodes and that a single edge starts from each node (an example is given in Figure 7). A *non-propagating edge* is an edge that joins two nodes of the same face, while a *propagating edge* is an edge that joins a node of the north face to a node of the south face. If an edge joins the nodes i and i' we call it a *vertical edge*. If a diagram D does not have propagating edges (which it can happen only when k is even) then we say that D is *undammed*, otherwise, D is *dammed*. We denote by $\mathbf{a}(D)$ the number of non-propagating edges on the north face of D .

We define an equivalence relation on the set of the concrete pseudo k -diagrams. Two concrete pseudo k -diagrams are (*isotopically*) *equivalent* if one can be obtained from the other by isotopically deforming the edges such that any intermediate diagram is also a concrete pseudo k -diagram. We define a *pseudo k -diagram* as an equivalence class of concrete pseudo k -diagrams with respect to isotopically equivalence, and denote the set of the pseudo k -diagrams by $T_k(\emptyset)$. Moreover, in our analysis it is important to fix a concrete representation in which any edge does not double back on itself, that we

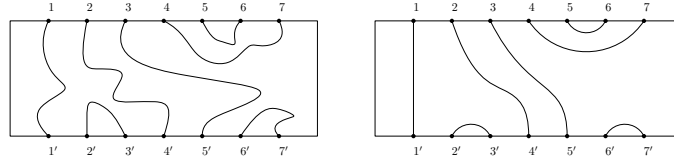


FIGURE 7. A concrete pseudo 7-diagram and a standard representation.

call *standard*. In particular, in such representation any vertical line intersects any edge, except vertical ones and loops, at most once. In Figure 7 a concrete pseudo 7-diagram and one of its standard representations are depicted.

Let D be a concrete pseudo k -diagram. Consider the set $\Omega = \{\bullet, \circ, \Delta\}$ and the monoid Ω^* . Our goal is to adorn the edges of D with elements of Ω which we call *decorations*. In particular, \bullet is called a *L-decoration* and \circ, Δ are called *R-decorations*. A finite sequence of decorations $\mathbf{b} = x_1x_2 \cdots x_p$ of Ω^* is called a *block of decorations* of width p . We may adorn an edge with a finite sequence of blocks of decorations $\mathbf{b}_0, \dots, \mathbf{b}_r$. If \mathbf{b} is a block of decorations on an edge e , we read off the sequence of decorations left to right if e is a non-propagating edge, up to down if e is a propagating edge. If e is a loop edge then the reading of the sequence of decorations depends on an arbitrary choice of the starting point and direction round the loop and we consider two sequences of blocks equivalent if one can be changed to the other or its opposite by any cyclic permutation.

We assign to each decoration x_i a *vertical position* equal to the y -coordinate in the xy -plane.

Now we list the rules by which the edges of D can be decorated.

(D0) If $\mathbf{a}(D) = 0$ then the edges of D are undecorated.

Now suppose $\mathbf{a}(D) \neq 0$.

- (D1) All decorated edges can be deformed so as to take L-decorations to the left wall of the standard box and R-decorations to the right wall simultaneously without crossing any other edge.
- (D2) If e is non-propagating or a loop edge, then we allow adjacent blocks on e to be conjoined to form larger blocks.
- (D3) If $\mathbf{a}(D) > 1$ and e is propagating, then as in (D2), we allow adjacent blocks on e to be conjoined to form larger blocks.
- (D4) If $\mathbf{a}(D) = 1$, then we require the following.
 - (a) All decorations occurring on propagating and loop edges must have vertical position lower (respectively, higher) than the vertical positions of decorations occurring on the (unique) non-propagating edge in the north face (respectively, south face) of D .
 - (b) If a block on a propagating or on a loop edge contains decorations occurring at vertical positions y_1 and y_2 with $y_1 < y_2$, then no other propagating or loop edge may contain decorations at vertical positions in the interval (y_1, y_2) .
 - (c) Two adjacent blocks occurring on a propagating edge may be conjoined to form a larger block as long as (b) is not violated.

We say that two concrete decorated pseudo k -diagrams are Ω -*equivalent* if we can isotopically deform one diagram into the other in a way that any intermediate diagram is also a concrete pseudo k -diagram decorated as above, and the relative vertical positions of the blocks are preserved.

Definition 2.1. A *LR-decorated pseudo k -diagram* is defined to be an equivalence class of Ω -equivalent concrete decorated pseudo k -diagrams. We denote the set of *LR-decorated pseudo k -diagrams* by $T_k^{LR}(\Omega)$.

Definition 2.2. We define $\mathcal{P}_k^{LR}(\Omega)$ to be the $\mathbb{Z}[\delta]$ -module having the elements of $T_k^{LR}(\Omega)$ as a basis.

Now we define a multiplication in $\mathcal{P}_k^{LR}(\Omega)$ by concatenating two basis elements and then extend it bilinearly. Mimicking [3, Section 3.2], it can be proved that this product gives a structure of $\mathbb{Z}[\delta]$ -algebra to $\mathcal{P}_k^{LR}(\Omega)$.

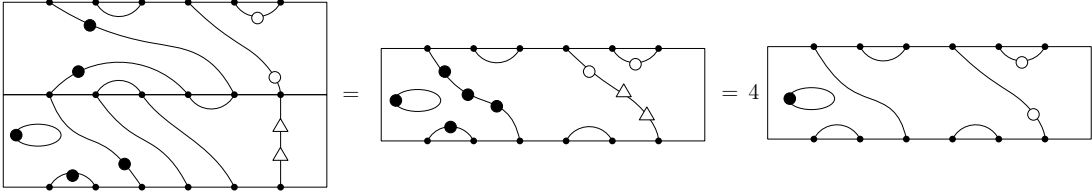


FIGURE 8. Product in \mathcal{P}_k^{LR} and reduction in $\widehat{\mathcal{P}}_6^{LR}$.

Note that $\mathcal{P}_k^{LR}(\Omega)$ is an infinite dimensional algebra since, for instance, when D has a single propagating edge, there are no limits on the number of decorations on such edge, or when D is undammed, there is no limit on the number of loops with both decorations.

Now we define a new set of relations which are depicted in Figure 9.

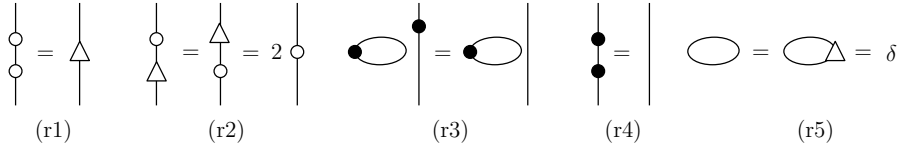


FIGURE 9. The defining relations of $\widehat{\mathcal{P}}_k^{LR}(\Omega)$.

All of them but (r3) involve a single edge and they concern only adjacent decorations within the same block of decorations. The relation (r3) can be applied only if there are no R -decorations in the height range delimited by the two L -decorations involved. In Figure 10, diagrams (A) and (B) are different since the relative positions of \mathcal{L}_\bullet and Δ are exchanged. The (r3) relation can be only applied in (B) since there are no other R -decorations in the height range of the three \bullet .

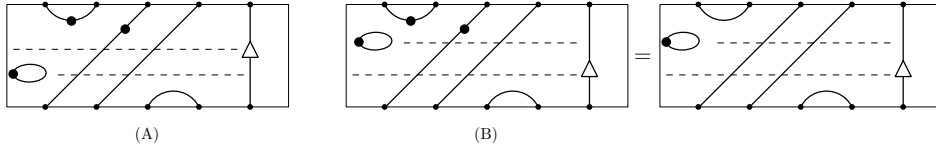


FIGURE 10

Definition 2.3. Let $\widehat{\mathcal{P}}_k^{LR}(\Omega)$ be the $\mathbb{Z}[\delta]$ -quotient algebra of $\mathcal{P}_k^{LR}(\Omega)$ by the relations in Figure 9.

We say that a LR -decorated diagram is *irreducible* if there are no relations to apply. Note that each block of decorations of an irreducible diagram cannot contain two adjacent decorations of the same type.

The following result can be proved as in [3, Proposition 3.4.1].

Proposition 2.4. *The set of LR -decorated irreducible diagrams forms a basis for $\widehat{\mathcal{P}}_k^{LR}(\Omega)$.*

Now define the *simple diagrams* D_0, \dots, D_{n+1} as in Figure 11. Since they are irreducible, they are basis elements of $\widehat{\mathcal{P}}_{n+2}^{LR}(\Omega)$.

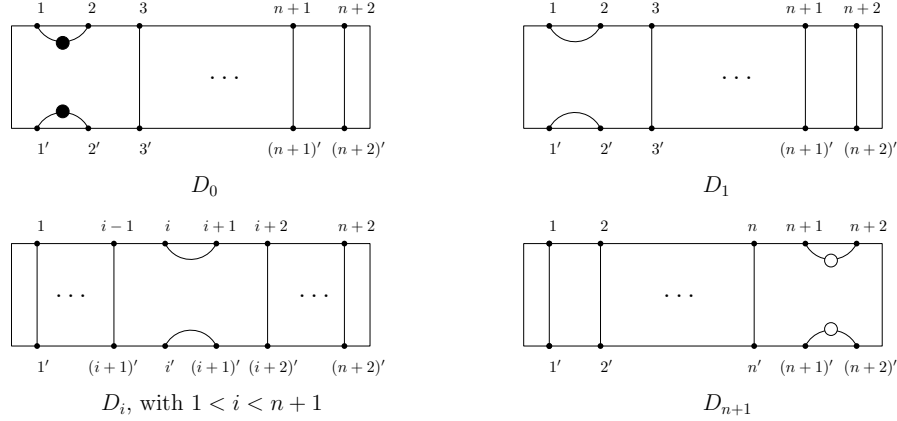


FIGURE 11. The simple diagrams.

It is easy to prove that the simple diagrams satisfy the relations (b1)-(b4) listed in Definition 1.8, where the b_i 's are replaced by the D_i 's.

Definition 2.5. Let $\mathbb{D}(\tilde{B}_{n+1})$ be the $\mathbb{Z}[\delta]$ -subalgebra of $\widehat{\mathcal{P}}_{n+2}^{LR}(\Omega)$ generated as a unital algebra by the simple diagrams with multiplication inherited by $\widehat{\mathcal{P}}_{n+2}^{LR}(\Omega)$.

In the next section we give an explicit description of the diagrams belonging to this subalgebra.

3. ADMISSIBLE DIAGRAMS OF TYPE \tilde{B}

In this section we introduce a family of diagrams, called *admissible* and we consider the $\mathbb{Z}[\delta]$ -module that they generate inside $\widehat{\mathcal{P}}_{n+2}^{LR}(\Omega)$. The goal of the next sections will be to show that such a module and $\mathbb{D}(\tilde{B}_{n+1})$ coincide as subalgebras of $\widehat{\mathcal{P}}_{n+2}^{LR}(\Omega)$.

Definition 3.1. An irreducible diagram $D \in T_{n+2}^{LR}(\Omega)$ is called \tilde{B} -admissible if it satisfies the following conditions:

- (A1) Loops in D can be of a unique type, either \mathcal{L}_\bullet or $\mathcal{L}_\bullet^\Delta$. Moreover, if $\mathbf{a}(D) > 1$ then there might be at most one occurrence of \mathcal{L}_\bullet .

$$\mathcal{L}_\bullet = \bullet \quad \mathcal{L}_\bullet^\Delta = \bullet \triangle$$

FIGURE 12. Allowable loops in \tilde{B} -admissible diagrams.

Assume $\mathbf{a}(D) > 1$.

- (A2) The total number of $\mathcal{L}_\bullet^\Delta$ and of \bullet on non-loop edges of D must be even and the total number of \circ is either zero or two.

(A3) If D is undammed, a \circ must appear as last decoration on the non-propagating edges connected to the nodes $n + 2$ and $(n + 2)'$ respectively.

(A4) If e is the vertical edge $\{1, 1'\}$, then exactly one of the following three conditions holds:

- (a) e is undecorated;
 - (b) e is decorated by a single Δ ;
 - (c) e is decorated by an alternating sequence of \bullet and Δ and there are no loops.
- Note that, by (A1), in situations (a) and (b) at most one \mathcal{L}_\bullet occurs.

(A4)' Let e be the edge connected to $n + 2$ (respectively, $(n + 2)'$). If e is not connected to $(n + 2)'$ (respectively, $n + 2$), then a unique \circ occurs in e .

If $e = \{n + 2, (n + 2)'\}$, then only one of the following conditions holds:

- (a)' e is undecorated;
- (b)' e is decorated by a single Δ ;
- (c)' e is decorated by an alternating sequence of \bullet and R -decorations such that the first and the last decorations are \circ .

Assume $\mathbf{a}(D) = 1$.

(A5) The western side of D is equal to one of those depicted in Figure 13, where $\mathbf{d}_1, \mathbf{d}_2 \in \{\emptyset, \bullet\}$. If \mathbf{d}_1 (respectively, \mathbf{d}_2) is not empty, then the \bullet on the propagating edge in Figures 13 (B)-(D) (respectively, Figures 13 (B)-(C)) has the highest (respectively, lowest) relative vertical position with respect to all decorations occurring on any other propagating edge. Furthermore, the diagram in Figure 13(B) with no loop edges \mathcal{L}_\bullet can occur only if either \mathbf{d}_1 or \mathbf{d}_2 is empty and if D has no R -decorations.

The eastern side of D is equal to one of those depicted in Figure 14, where \mathbf{d} represents a sequence of blocks (possibly empty) such that each block is a single Δ . The \circ decorations occurring on the propagating edges have the highest (respectively, lowest) relative vertical position of all decorations on any propagating edge and \mathcal{L}_\bullet . The situation in Figure 14(B) can only occur if no \bullet is in D .

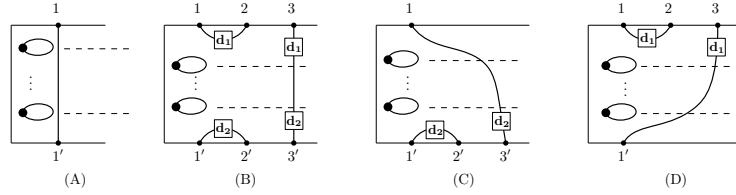


FIGURE 13. Western side of an admissible diagram with $\mathbf{a}(D) = 1$.

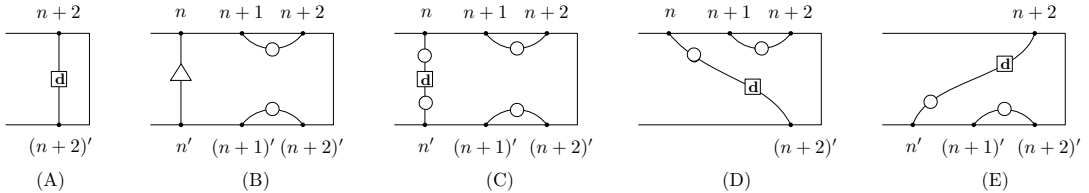


FIGURE 14. Eastern side of an admissible diagram with $\mathbf{a}(D) = 1$.

Remark 3.2.

- (a) An edge of an admissible diagram D can be adorned by both \bullet and R -decorations only if D is undammed or if it is the unique propagating edge of D .
- (b) If $\mathbf{a}(D) = 1$, then the relative vertical positions of the \mathcal{L}_\bullet and of the \bullet on the leftmost propagating edge alternate with the vertical positions of the R -decorations on the rightmost propagating edge.
- (c) In a standard representation, all the loops \mathcal{L}_\bullet will be depicted vertically aligned on the left of the leftmost propagating edge of the diagram (Figure 13). When D is undammed, the $\mathcal{L}_\bullet^\Delta$ will be drawn horizontally aligned in the middle of the picture (Figure 19).

Definition 3.3. We denote by $\text{ad}(\tilde{B}_{n+1})$ the set of all \tilde{B} -admissible $(n+2)$ -diagrams and by $\mathcal{M}[\text{ad}(\tilde{B}_{n+1})]$ the $\mathbb{Z}[\delta]$ -submodule of $\hat{\mathcal{P}}_{n+2}^{LR}(\Omega)$ they span.

The admissible diagrams are clearly independent and so they are indeed a basis for the module $\mathcal{M}[\text{ad}(\tilde{B}_{n+1})]$. We now classify the admissible diagrams in three main families.

Notation 3.4. We denote by $\mathbf{1}$ the total number of \mathcal{L}_\bullet and by \mathbf{r} the total number of Δ on the rightmost propagating edge occurring in an admissible diagram D .

Definition 3.5 (PZZ-diagrams). Let $D \in \text{ad}(\tilde{B}_{n+1})$ with $\mathbf{a}(D) = 1$. We say that D is a PZZ-diagram if $\mathbf{1}, \mathbf{r} \geq 1$. Note that, by Remark 3.2(b), $|\mathbf{1} - \mathbf{r}| \leq 1$.

Definition 3.6. Let D be a PZZ-diagram, we say that D is of type:

- $\langle \Delta \Delta \rangle$ if the highest Δ is above the highest \mathcal{L}_\bullet and the lowest \mathcal{L}_\bullet is above the lowest Δ ;
- $\langle \Delta \bullet \rangle$ if the highest Δ is above the highest \mathcal{L}_\bullet and the lowest Δ is above the lowest \mathcal{L}_\bullet ;
- $\langle \bullet \Delta \rangle$ if the highest \mathcal{L}_\bullet is above the highest Δ and the lowest \mathcal{L}_\bullet is above the lowest Δ ;
- $\langle \bullet \bullet \rangle$ if the highest \mathcal{L}_\bullet is above the highest Δ and the lowest Δ is above the lowest \mathcal{L}_\bullet .

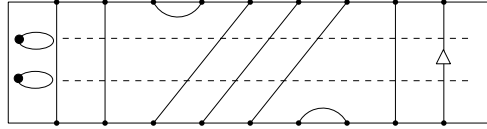


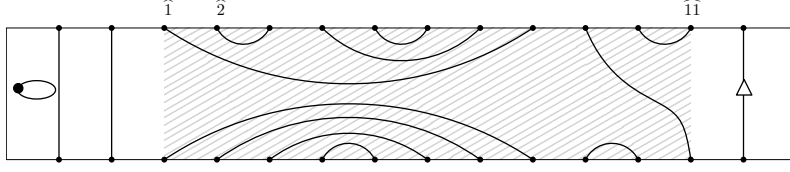
FIGURE 15. A PZZ-diagram of type $\langle \bullet \bullet \rangle$ with $\mathbf{1} = 2$ and $\mathbf{r} = 1$.

Definition 3.7 (P-diagrams). Let $D \in \text{ad}(\tilde{B}_{n+1})$ that is not a PZZ-diagram. We say that:

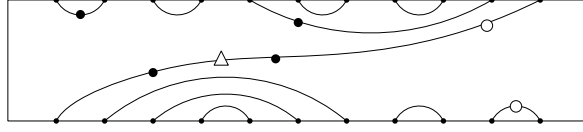
- (LP) D is of type LP if it has a single \mathcal{L}_\bullet , starts with $j_\ell - 1 > 0$ consecutive undecorated vertical edges and the edge leaving node j_ℓ is not an undecorated vertical edge.
- (RP) D is of type RP if the vertical edge $\{n+2, (n+2)'\}$ is decorated with a single Δ , ends with $n+2 - j_r > 0$ consecutive undecorated vertical edges and the edge leaving node j_r is not an undecorated vertical edge.
- (LRP) D is of type LRP if $\mathbf{a}(D) > 1$ and
 - it has a single \mathcal{L}_\bullet ;
 - it contains the edge $\{n+2, (n+2)'\}$ decorated with a single Δ ;
 - it starts with $j_\ell - 1 > 0$ and ends with $n+2 - j_r > 0$ consecutive undecorated vertical edges;
 - the edges leaving j_ℓ and j_r are not undecorated vertical edges.

Note that $\mathbf{a}(D) > 1$ implies that $j_r - j_\ell > 2$.

If D is of type LP, RP or LRP then we say that D is a *P-diagram*.

FIGURE 16. A P-diagram of type LRP, with $j_\ell = 3$, $j_r = 13$ and $n = 12$.

Definition 3.8 (ALT-diagrams). Let $D \in \text{ad}(\tilde{B}_{n+1})$. If D is not a P-diagram or a PZZ-diagram, then we say that D is an *ALT-diagram*.

FIGURE 17. An ALT-diagram with $n = 9$.

By definition, the three families just described form a partition of the set of admissible diagrams. Note that only in the family of PZZ-diagrams the heights of decorations play a significant role.

Starting from any P-diagram D , now we define the *inner alternating diagram*, denoted by \hat{D} , as follows.

Definition 3.9. Given a P-diagram D , we denote by \hat{D} the diagram embedded in the standard $(j_r - j_\ell + 1)$ -box and delimited by the vertical edges $\{j_\ell - 1, (j_\ell - 1)'\}$ and $\{j_r + 1, (j_r + 1)'\}$ of D . We label the nodes of \hat{D} by $\hat{1}, \hat{2}, \hat{3}, \dots$, where $\hat{k} = k + j_\ell - 1$. If D is of type LP (respectively, RP) we set $j_r = n + 2$ (respectively, $j_\ell = 1$).

Note that \hat{D} is an ALT-diagram, up to the addition of \circ decorations in the edges leaving the rightmost nodes in the north and south face of \hat{D} . For example, in Figure 16, \hat{D} is the shaded part and it becomes an ALT-diagram if we add a \circ on the edges $\{\hat{10}, \hat{11}\}$ and $\{\hat{9}, \hat{11}'\}$.

3.1. Length of an admissible diagram. In this section we introduce a length function that will be a fundamental tool in the proof of the injectivity of our representation. In type A and \tilde{A} the lengths of the diagrams are defined by counting the number of intersections between all the vertical lines $i + 1/2$ in the standard box and the edges of the diagram, we can use the same idea here. To define an analogous length function, one has to count the intersections between the vertical lines and the edges in the *stretched configuration* of the diagram. The latter can be obtained by stretching, in a certain sense, the decorated edges to touch the left or the right wall of the box, according to condition (D1), as sketched in Figure 18.

In this paper we do not give the precise definition of stretched representation, but we present an algebraic formulation of the length function that will be more convenient for the computations. Evidences of the equality between the two definitions of length will be done in Remark 5.6.

From now on, we consider the standard representation of a diagram (see Section 2) since one of the parameters used to define the length depends on it.

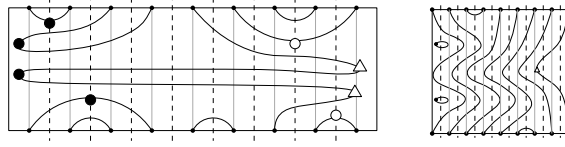


FIGURE 18. Stretched versions of the diagrams in Figures 17 and 15.

We assign a weight to any edge e of D , whose value depends only on the decorations \bullet and Δ . This means that if \circ appears in e , which happens only when e involves the nodes $n+2$ or $(n+2)'$, we ignore it in the definitions below.

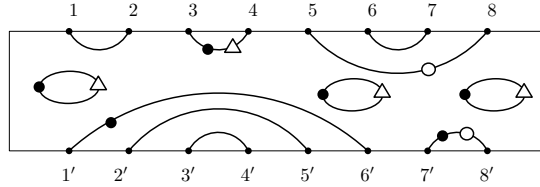
We set $w(\mathcal{L}_\bullet) = 1$ and $w(\mathcal{L}_\Delta) = n+1$. If e is undecorated or it has only a \circ decoration, then $w(e) = 0$. If $e = \{i, j\}$, $e = \{i', j'\}$ or $e = \{i, j'\}$ and $i \leq j$, then we set

$$w(e) := \begin{cases} i-1+k(n+1), & \text{if } e \text{ is decorated with } \bullet \text{ followed by } (\Delta \bullet)^k; \\ n+2-j+k(n+1), & \text{if } e \text{ is decorated with } \Delta \text{ followed by } (\bullet \Delta)^k; \\ (k+1)(n+1)-j+i, & \text{if } e \text{ is decorated with } (\bullet \Delta)^{k+1}; \\ (k+1)(n+1), & \text{if } e \text{ is decorated with } (\Delta \bullet)^{k+1}; \end{cases} \quad (1)$$

if $e = \{i, j'\}$ and $i > j$,

$$w(e) := \begin{cases} j-1+k(n+1), & \text{if } e \text{ is decorated with } \bullet \text{ followed by } (\Delta \bullet)^k; \\ n+2-i+k(n+1), & \text{if } e \text{ is decorated with } \Delta \text{ followed by } (\bullet \Delta)^k; \\ (k+1)(n+1), & \text{if } e \text{ is decorated with } (\bullet \Delta)^{k+1}; \\ (k+1)(n+1)-i+j, & \text{if } e \text{ is decorated with } (\Delta \bullet)^{k+1}; \end{cases} \quad (2)$$

where $k \in \mathbb{N}_0$, $(\Delta \bullet)^k := \underbrace{\Delta \bullet \cdots \Delta \bullet}_{2k}$ and $(\bullet \Delta)^k := \underbrace{\bullet \Delta \cdots \bullet \Delta}_{2k}$ if $k \geq 1$.


 FIGURE 19. The weights of the non-loop edges are all 0 except $w(3, 4) = 6$ and $w(7', 8') = 6$. Moreover, $w(\mathcal{L}_\Delta) = 7$ and $\ell(D) = 41$.

Notation 3.10. We set $\nu_i(\tilde{D})$ the number of non-loop edges of D that intersect the vertical line $i + 1/2$, with $i \in \{1, \dots, n+1\}$. Note that $\nu_i(\tilde{D})$ is well-defined since we work with a standard representation of D and it is always an even number. Also define

$$\nu(D) := \sum_{i=1}^{n+1} \nu_i(D) \quad \text{and} \quad w(D) := \sum w(e),$$

where the second sum runs over all the edges of D , loops included.

Definition 3.11 (Length of an admissible diagram). We define the *length* $\ell(D)$ of an admissible diagram $D \in \text{ad}(\tilde{B}_{n+1})$ as follows:

- (1) $\ell(D) = 0$ if D is the identity diagram.

(2) If D is an ALT-diagram,

$$\ell(D) := \frac{1}{2}\nu(D) + \mathbf{w}(D). \quad (3)$$

(3) If D is a PZZ-diagram, we set

$$\ell(D) := \begin{cases} 3 - i - j + (1 + \mathbf{r} + 1)n + 1, & \text{if } D \text{ is of type } \langle \Delta \Delta \rangle; \\ 1 - i + j + (1 + \mathbf{r})n + 1, & \text{if } D \text{ is of type } \langle \Delta \bullet \rangle; \\ 1 + i - j + (1 + \mathbf{r})n + 1, & \text{if } D \text{ is of type } \langle \bullet \Delta \rangle; \\ i + j - 1 + (1 + \mathbf{r} - 1)n + 1, & \text{if } D \text{ is of type } \langle \bullet \bullet \rangle, \end{cases}$$

where $\{i, i + 1\}$ (resp. $\{j', (j + 1)'\}$) is the unique non-propagating edge on the north (resp. south) face, while $1, \mathbf{r}$, and $\langle _ _ \rangle$ are as in Definitions 3.5 and 3.6.

(4) If D is a P-diagram, we set

$$\ell(D) := \begin{cases} 2j_\ell - 1 + \ell(\widehat{D}), & \text{if } D \text{ is of type LP}; \\ 2n - 2j_r + 4 + \ell(\widehat{D}), & \text{if } D \text{ is of type RP}; \\ 2n + 2j_\ell - 2j_r + 3 + \ell(\widehat{D}), & \text{if } D \text{ is of type LRP}, \end{cases}$$

where $\ell(\widehat{D})$ is defined in point (2), \widehat{D} is the inner alternating diagram, and j_ℓ and j_r are as in Definition 3.7.

Note that $\ell(D) = 0$ if and only if $D = I$. In Figures 19 and 20 the length is computed in some examples.

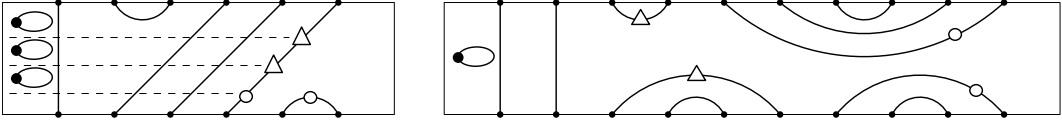


FIGURE 20. A PZZ-diagram of type $\langle \bullet \bullet \rangle$ on the left, with $1 = 3, \mathbf{r} = 2$ and $\ell(D) = 25$ and a LP-diagram, right, with $j_\ell = 3$ and $\ell(D) = 24$.

4. THE SIMPLE EDGES AND THE CUT AND PASTE OPERATION

Definition 4.1. A non-propagating edge on the north face $e = \{i, i + 1\}$ of $D \in \text{ad}(\widetilde{B}_{n+1})$ is called a *simple edge of the form*:

- (\smile) if e is undecorated;
- (\bullet) if $e = \{1, 2\}$ and it is decorated by a single \bullet ;
- (\circ) if $e = \{n + 1, n + 2\}$ and it is decorated by a single \circ .

Definition 4.2. Let $e = \{i, i + 1\}$ be a simple edge of any form in $D \in \text{ad}(\widetilde{B}_{n+1})$. We say that e is of *type*:

- (U) U_R (respectively, U_L) if D contains the edge $f = \{i + 2, k\}$ (resp. $\{j, i - 1\}$) decorated with at least a \bullet (resp. Δ);
- (N) if D contains the edge $f = \{j, k\}$, decorated or not, with $j < i < i + 1 < k$;
- (P) P_R (resp. P_L) if D contains the edge $f = \{i + 2, j'\}$ (resp. $\{i - 1, k'\}$), decorated or not, with $j \leq i$ (resp. $k \geq i + 1$);
- (S) S_R (resp. S_L) if D contains the edge $f = \{i + 2, (i + 2)'\}$ (resp. $\{i - 1, (i - 1)'\}$) decorated with at least a \bullet (resp. Δ).

Moreover we say that the simple edge $e = \{1, 2\}$ of the form (\smile) is of *type*:

(P_R^\bullet) if D contains a \mathcal{L}_\bullet and the undecorated edge $\{3, 1'\}$.

The various situations are illustrated in Figure 21.

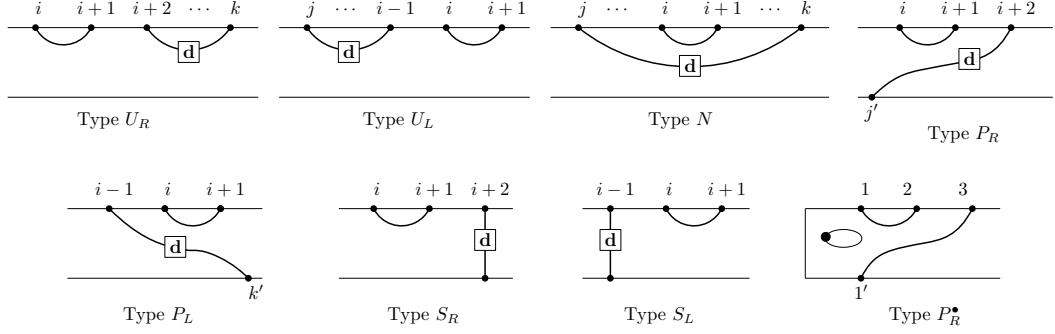


FIGURE 21. Types of simple edges and their neighbors.

Definition 4.3. We say that an ALT-diagram D is a *basic diagram* if it consists only of simple edges, undecorated vertical edges, non propagating edges on the south face, decorated or no, and a finite number of loop edges (see Figure 22).

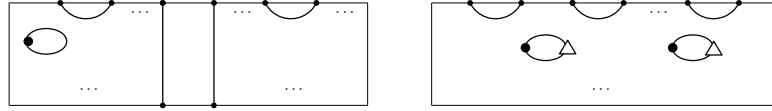


FIGURE 22. Basic diagrams.

Proposition 4.4. *If $D \in \text{ad}(\tilde{B}_{n+1})$ is an ALT-diagram different from the identity diagram I , then one of the followings occurs:*

- (1) D is a basic diagram;
- (2) there exists a simple edge in D of type U, N, P, S or P_R^\bullet .

Proof. Assume D is not basic. Since $D \neq I$, there exists at least a non-propagating edge on the north face joining two consecutive nodes. Furthermore, if the two edges $\{1, 2\}$ and $\{n+1, n+2\}$ occur, they cannot be both decorated with both a \bullet and a R -decoration, otherwise (D1) would not be satisfied. Hence there exists at least one simple edge $e = \{i, i+1\}$ in D . If e is of type U, N, P, S or P_R^\bullet then there is nothing to prove. Otherwise, since D is not basic, we can assume that at least one of the edges leaving $i-1$ and $i+2$ is neither a simple nor an undecorated vertical edge.

First suppose that there exists propagating not vertical edge $\{i+2, m'\}$. Note that $m \neq i+1$ for index parity reasons, and it can not be $m < i+1$ otherwise e would be of type P_R or P_R^\bullet . Hence $m > i+2$. This implies that there exists another simple edge $\{a, a+1\}$ of type P_L, N , or U_L , with $a > i+2$. The argument is analogous if we consider a propagating edge $\{i-1, h'\}$ on the left of $\{i, i+1\}$ (see Figure 23 (A)-(B)).

Now suppose that D has either $\{i+2, (i+2)'\}$ (resp. $\{i+2, i+3\}$) decorated only with Δ . This implies that there are not propagating edges on the right of $i+2$. Since D is an ALT-diagram and not a RP-diagram, $i+2$ (resp. $i+3$) cannot label the last

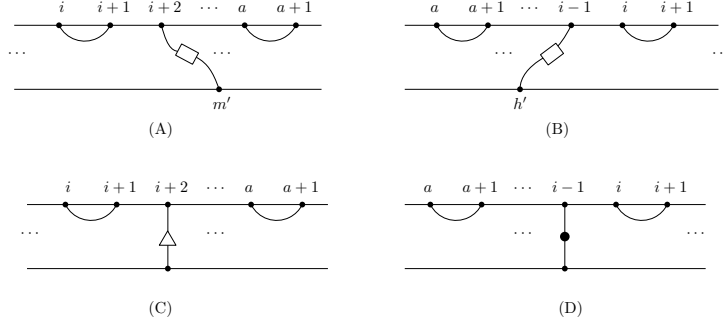


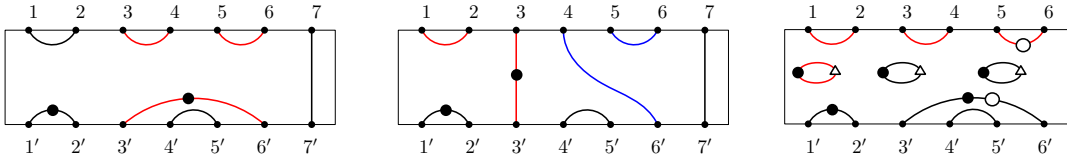
FIGURE 23. Configurations in the proof of Proposition 4.4.

node of the standard $n + 2$ -box, so there exists another simple edge $\{a, a + 1\}$ of type S_L , N or U_L , with $a > i + 2$ (resp $a > i + 3$). Similarly, we find a simple edge of type S_R , N or U_R , if D has either $\{i - 1, (i - 1)'\}$ or $\{i - 2, i - 1\}$ decorated only with \bullet (see Figure 23 (C)-(D)). \square

Definition 4.5 (Suitable edges and neighbors). Let D be an ALT-diagram.

- (1) Assume D is basic:
 - (a) if D has at least a $\mathcal{L}_{\bullet}^{\Delta}$, then any simple edge e is *suitable* and the leftmost $\mathcal{L}_{\bullet}^{\Delta}$ is the *neighbor* of e ;
 - (b) if D has a \mathcal{L}_{\bullet} , then $\{1, 2\}$ is *suitable* and the \mathcal{L}_{\bullet} is its *neighbor*.
 - (c) if D has no loops and no decorations on the south face, then any simple edge $e = \{i, i + 1\}$ is *suitable* and its *neighbor* is the highest edge below e intersected by the vertical line $i + 1/2$;
 - (d) if D has no loops and some decorations on the south face, a simple edge $e = \{i, i + 1\}$ is *suitable* if the vertical line $i + 1/2$ intersects in the south face either an edge decorated with both a \bullet and a R -decoration, or the rightmost edge decorated with a \bullet , or the leftmost edge decorated with a R -decoration. The edge intersected by this vertical line is called *neighbor* of e .
- (2) If D is not basic, then any simple edge of type U , N , P or S or P_R^{\bullet} is *suitable*. Its *neighbor* is the unique edge f defined in Definition 4.2, except in type N , where the *neighbor* is the closest non-propagating edge $f = \{j, k\}$ below e , and in type P_R^{\bullet} , where the *neighbor* is the \mathcal{L}_{\bullet} .

Example 4.6. Both edges $\{3, 4\}$ and $\{5, 6\}$ in the basic diagram on the left of the figure below are suitable and their common neighbor is $\{3', 6'\}$, while $\{1, 2\}$ is not suitable. In the center diagram, $\{1, 2\}$ and $\{5, 6\}$ are suitable since they are of type S_R and P_L respectively. In the right diagram, all the simple edges are suitable with common neighbor the leftmost $\mathcal{L}_{\bullet}^{\Delta}$.



Note that in an ALT-diagram D there always exists a suitable edge: this is implied by Proposition 4.4 in the non basic case and by construction in the basic case.

Now, we describe a procedure called *cut and paste operation*, cp-operation for short, that starting from any suitable edge e produces an admissible diagram D' such that $D = D_i D'$ or $D = D_0 D'$ if e is of the form (\smile) . The idea is quite easy: we replace (except in one case) the suitable edge e with two new non intersecting edges, as sketched in Figure 24, and we displace the decorations of the neighbor edge of e in an ad hoc way obtaining a new admissible diagram.

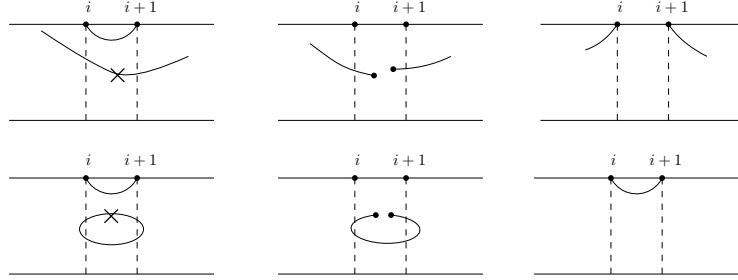


FIGURE 24. Step (cp2) of the cut and paste operation.

Definition 4.7 (Cut and paste operation). Let D be an admissible diagram with a suitable edge $e = \{i, i + 1\}$.

- (cp1) Delete the simple edge e .
- (cp2) Cut the neighbor of e and join the two free endpoints of the cut edge to the nodes i and $i + 1$ as to obtain two new non intersecting edges or the edge $\{i, i + 1\}$, see Figure 24.
- (cp3) If the neighbor edge of e was decorated, then distribute its decorations on the new edges as illustrated in Figure 25.
- (cp4) Denote by $\text{cp}_e(D)$ the diagram obtained by applying the previous steps to D .

In Appendix A some detailed examples of applications of the cp-operations are given. Now we show that the new obtained diagram $\text{cp}_e(D)$ is admissible and enjoys a uniqueness property.

Lemma 4.8. *Let $e = \{i, i + 1\}$ be a suitable edge of an ALT-diagram D in $\text{ad}(\tilde{B}_{n+1})$. Then*

- (1) $\text{cp}_e(D)$ is admissible;
- (2) $D = D_0 \text{cp}_e(D)$ if e is of the form (\smile) , $D = D_i \text{cp}_e(D)$ otherwise.
- (3) $\ell(\text{cp}_e(D)) = \ell(D) - 1$.

Proof. Statements (1) and (2) follow by construction, since by (cp2) the new edges do not intersect any other edge and one can note that in any case of Figure 25 the decorations are displaced in an admissible way. Statement (3) follows from a long case-by-case verification based on the computation of the difference between the lengths of D and $\text{cp}_e(D)$. We only need to consider the edges involving the nodes i and $i + 1$ when $i \geq 1$, or 1 and 2 when $i = 0$, since all other edges are the same in D and in $\text{cp}_e(D)$. In particular, the difference of the weights and of the number of intersections of the two diagrams can change only in three ways: either $w(\text{cp}_e(D)) = w(D)$ and $\nu(\text{cp}_e(D)) = \nu(D) - 2$, or $w(\text{cp}_e(D)) = w(D) - 2$ and $\nu(\text{cp}_e(D)) = \nu(D) + 2$, or $w(\text{cp}_e(D)) = w(D) - 1$ and $\nu(\text{cp}_e(D)) = \nu(D)$. The last case occurs only when e is of type P_R^\bullet or when in a basic diagram there is a $\mathcal{L}_\bullet^\Delta$ or a \mathcal{L}_\bullet . In all cases $\ell(\text{cp}_e(D)) = \ell(D) - 1$, proving the result.

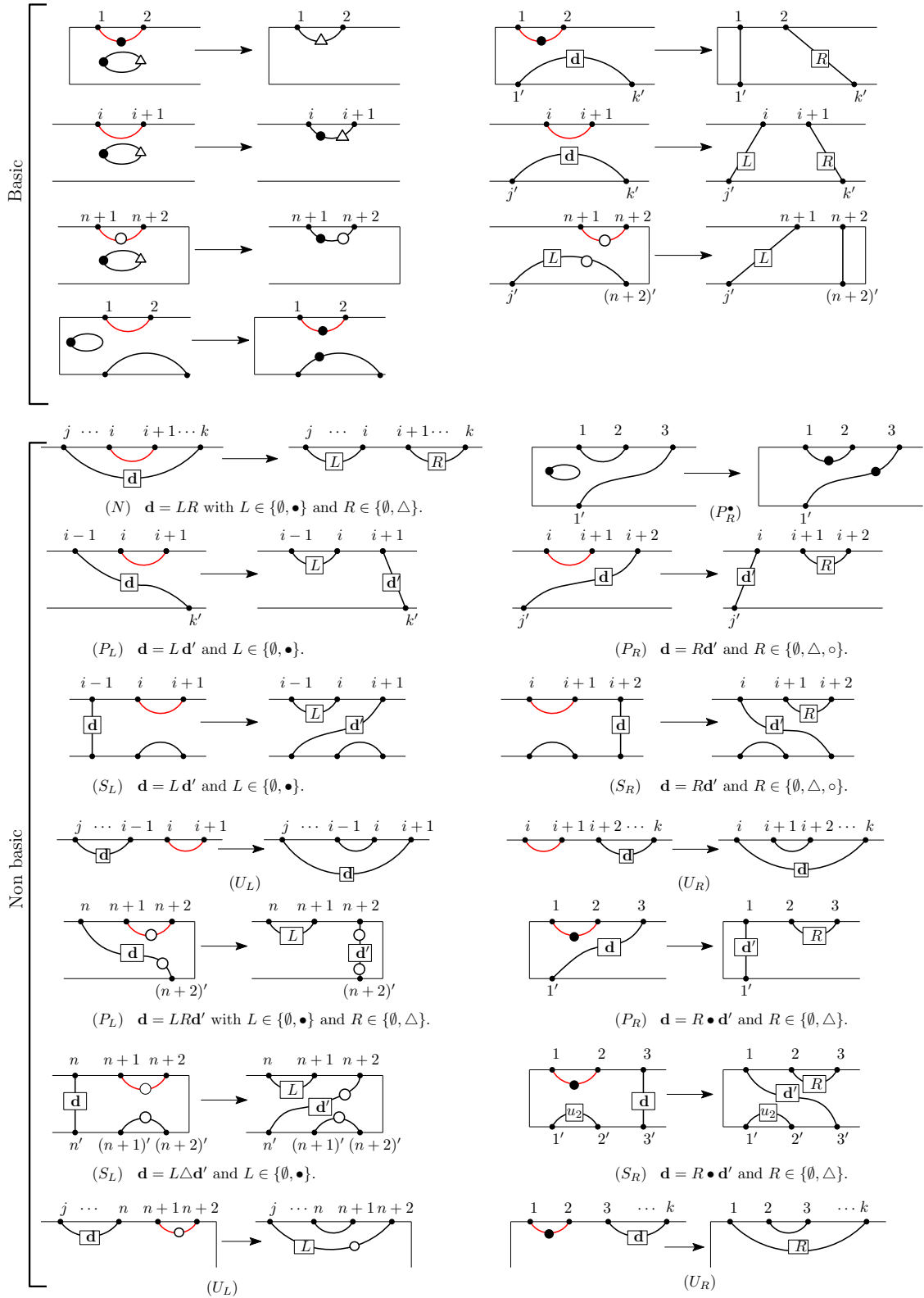


FIGURE 25. Local cp-operations.

For instance, let analyse three basic cases, the two in the second row and the one in the fourth row of Figure 25. If D has a $\mathcal{L}_\bullet^\Delta$, then $w(\mathcal{L}_\bullet^\Delta)_D = n + 1$ while $w(i, i + 1)_{\text{cp}_e(D)} = n$ and $\nu(\text{cp}_e(D)) = \nu(D)$. If D has a \mathcal{L}_\bullet , then $\nu(D) = \nu(\text{cp}_e(D))$ and $w(D) = w(\text{cp}_e(D)) + 1$ since $w(\mathcal{L}_\bullet) = 1$ and the other edges have weight equal to zero. In the second case of the second row, if $\mathbf{d} = \bullet^\alpha \Delta^\beta$, where $\alpha, \beta \in \{0, 1\}$, then $w(j', k')_D = \alpha(j - 1) + \beta(n + 2 - k)$, while $w(i, j')_{\text{cp}_e(D)} = \alpha(j - 1)$ and $w(i + 1, k')_{\text{cp}_e(D)} = \beta(n + 2 - k)$. Hence $w(D) = w(\text{cp}_e(D))$ and $\nu(D) = \nu(\text{cp}_e(D)) + 2$ since the vertical line $i + 1/2$ in $\text{cp}_e(D)$ does not intersect the edges $\{i, i + 1\}$ and $\{j', k'\}$ as in D .

In Table 1 we detail the computations for the cases $N, U_R, P_R, P_R^\bullet, S_R$, while the remaining cases are similar and left to the reader.

e	\mathbf{d}	w	$\nu(D) - \nu(\text{cp}_e(D))$
N	$\bullet^\alpha \Delta^\beta$	$w(j, k)_D = \alpha(j - 1) + \beta(n + 2 - k)$ $w(i + 1, k)_{\text{cp}_e(D)} = \beta(n + 2 - k)$ $w(j, i)_{\text{cp}_e(D)} = \alpha(j - 1)$	2
U_R	$\bullet \Delta^\beta$	$w(i + 2, k)_D = i + 1 + \beta(n + 2 - k)$ $w(i, k)_{\text{cp}_e(D)} = i - 1 + \beta(n + 2 - k)$	-2
P_R	$\bullet(\Delta \bullet)^p$	$w(i + 2, j')_D = j - 1 + p(n + 1)$ $w(i, j')_{\text{cp}_e(D)} = j - 1 + p(n + 1)$	2
	$\Delta(\bullet \Delta)^p$	$w(i + 2, j')_D = n - i + p(n + 1)$ $w(i, j')_{\text{cp}_e(D)} = p(n + 1),$ $w(i + 1, i + 2)_{\text{cp}_e(D)} = n - i$	
	$(\bullet \Delta)^{p+1}$	$w(i + 2, j')_D = (p + 1)(n + 1)$ $w(i, j')_{\text{cp}_e(D)} = (p + 1)(n + 1)$	
	$(\Delta \bullet)^{p+1}$	$w(i + 2, j')_D = (p + 1)(n + 1) - i - 2 + j$ $w(i + 1, i + 2)_{\text{cp}_e(D)} = n - i$ $w(i, j')_{\text{cp}_e(D)} = j - 1 + p(n + 1),$	
P_R^\bullet		$w(\mathcal{L}_\bullet)_D = 1$	0
S_R	$\bullet(\Delta \bullet)^p$	$w(i + 2, (i + 2)')_D = i + 1 + p(n + 1)$ $w(i, (i + 2)')_{\text{cp}_e(D)} = i - 1 + p(n + 1)$	-2
	$\Delta(\bullet \Delta)^p$	$w(i + 2, (i + 2)')_D = n - i + p(n + 1)$ $w(i, (i + 2)')_{\text{cp}_e(D)} = p(n + 1) - 2,$ $w(i + 1, i + 2)_{\text{cp}_e(D)} = n - i$	
	$(\bullet \Delta)^{p+1}$	$w(i + 2, (i + 2)')_D = (p + 1)(n + 1)$ $w(i, (i + 2)')_{\text{cp}_e(D)} = (k + 1)(n + 1) - 2$	
	$(\Delta \bullet)^{p+1}$	$w(i + 2, (i + 2)')_D = (p + 1)(n + 1)$ $w(i, (i + 2)')_{\text{cp}_e(D)} = i - 1 + p(n + 1),$ $w(i + 1, i + 2)_{\text{cp}_e(D)} = n - i$	

TABLE 1

□

Consider the function $r : T_k^{LR}(\Omega) \rightarrow T_k(\emptyset)$ such that $r(D)$ is the *shape* of D , i.e. $r(D)$ is an element of $T_k(\emptyset)$ which is equal to D with all decorations and loops removed.

Now we are able to prove the following.

Proposition 4.9. *Let e be a suitable edge of an ALT-diagram D . Then $\text{cp}_e(D)$ is the unique admissible diagram satisfying the conditions (1), (2) and (3) of Lemma 4.8.*

Proof. We set $e = \{i, i + 1\}$ undecorated and D' an admissible diagram such that $D = D_i D'$ and $\ell(D') = \ell(D) - 1$.

First assume that D is a basic diagram. We have three situations.

- (B1) Suppose a $\mathcal{L}_\bullet^\Delta$ occurs in D . If $r(D') \neq r(\text{cp}_e(D))$, then the edge $\{i, i + 1\}$ is not in D' , and since D is basic with a $\mathcal{L}_\bullet^\Delta$, the two nodes a and b connected respectively to i and $i + 1$ in D' are on the north face, either both less than i or bigger than $i + 1$, and they give rise to two undecorated edges. In one case, $\{a, i\}$ and $\{b, i + 1\}$ intersect the vertical line $(i - 1) + 1/2$, and in the other $\{i, a\}$ and $\{i + 1, b\}$ intersect the vertical line $(i + 1) + 1/2$. Note also that the numbers of $\mathcal{L}_\bullet^\Delta$ is the same in D and D' . From all these arguments it follows that $w(D') = w(D)$, so $\ell(D') \geq \ell(D) + 1$, against the hypothesis. Hence $r(D') = r(\text{cp}_e(D))$.
- (B2) Suppose that a \mathcal{L}_\bullet appears in D . If $r(D') \neq r(\text{cp}_e(D))$ then the edge $\{1, 2\}$ does not occur in D' . Let a^* and b^* be the nodes in D' connected to 1 and 2 respectively. The notation a^* means that a^* might be either a node a in the north face or a node a' in the south face of D' . If $a, b > 2$, both the edges $\{1, a^*\}$ and $\{2, b^*\}$ intersect the vertical line $2 + 1/2$. Note that D' necessarily has a \mathcal{L}_\bullet and so it cannot contain any other \bullet decoration. Moreover note that $\{1, a^*\}$ is undecorated and $\{2, b^*\}$ is decorated only when a^* and b^* are both in the south face and $\{a', b'\}$ in D is decorated with a R -decoration. Therefore $w(2, b')_{D'} = w(a', b')_D$. Hence $\ell(D') > \ell(D)$ against the hypothesis and $r(D') = r(\text{cp}_e(D))$. If $a = 1$, then D' is a LP-diagram with $j_\ell \geq 2$. It is easy to see that $\ell(\widehat{D}') = \ell(D) - 2$, hence $\ell(D') = 2j_\ell - 1 + \ell(\widehat{D}') = 2j_\ell - 1 + \ell(D) - 2 \geq \ell(D) + 1$, against the hypothesis, so also in this case $r(D') = r(\text{cp}_e(D))$.
- (B3) Now, suppose that there are no $\mathcal{L}_\bullet^\Delta$ in D . If $r(D') \neq r(\text{cp}_e(D))$, then the edge $\{j', k'\}$ (see Figure 25) occurs in D' and it is decorated with \mathbf{d} as in D . Let a^* and b^* be the nodes in D' connected to i and $i + 1$ respectively. As in (B1), $w(D') = w(D)$ and $a, b < i$ (resp. $a, b > i + 1$), so the undecorated edges $\{a^*, i\}$, $\{b^*, i + 1\}$ (resp. $\{i, a^*\}$, $\{i + 1, b^*\}$) intersect the vertical line $(i - 1) + 1/2$ (resp. $(i + 1) + 1/2$), then $\ell(D') \geq \ell(D) + 1$, against the hypothesis. Hence again $r(D') = r(\text{cp}_e(D))$.

In all cases (B1), (B2) and (B3), the only way of splitting the decorations and obtaining admissible diagrams that satisfy the required properties is that showed in the second and fourth row of Figure 25, from which $D' = \text{cp}_e(D)$.

Now assume D is not basic. There are several cases to consider.

- (N) Let e be of type N . Suppose by contradiction that $r(\text{cp}_e(D)) \neq r(D')$. Then at least one edge between $\{j, i\}$ and $\{i + 1, k\}$ is not in D' , and suppose $\{j, i\}$ is not in D' (the other case is analogous). Set $t^* \neq i$ the node connected to j in D' . Since j and t^* are not involved in the product $D_i D' = D$, the edge $\{j, t^*\}$ must occur and be decorated as in D and so $t^* = k$. If in D' , i is connected to $a \neq i + 1$ and $i + 1$ is connected to $b \neq i$, then the edge $\{a, b\}$ is in $D = D_i D'$, therefore either $a, b < i$ or $a, b > i + 1$ since $\{j, k\}$ is the neighbor of e . In the two situations, either $\{a, i\}$ and $\{b, i + 1\}$ intersect the vertical line $(i - 1) + 1/2$ or $\{i, a\}$ and $\{i + 1, b\}$ intersect the vertical line $(i + 1) + 1/2$. Since such edges are undecorated, in both cases, $\ell(D') \geq \ell(D) + 1$ against the hypothesis. Hence $r(D') = r(\text{cp}_e(D))$, and among the finite number of admissible ways of splitting

the decorations, the unique having $\ell(D') = \ell(D) - 1$ is the one obtained by the cp-operation. Hence $\text{cp}_e(D) = D'$.

- (P) Let e be of type P_R . In D' , for parity reasons, j' is not connected to $i + 1$. As before, suppose by contradiction that $r(D') \neq r(\text{cp}_e(D))$, then at least one edge between $\{i + 1, i + 2\}$ and $\{i, j'\}$ is not in D' . Suppose $\{i + 1, i + 2\}$ is not in D' (the other case is analogous), then the edge $\{i + 2, j'\}$ occurs in D' . In D' , i is connected to a node $a^* \neq i + 1$ and $i + 1$ is connected to a node $b^* \neq i$, with $a^*, b^* < i$. Then the vertical line $(i - 1) + 1/2$ does not intersect the edge $\{a^*, b^*\}$ in D while intersects both edges $\{a^*, i\}$ and $\{b^*, i + 1\}$ in D' . Furthermore, the edge $\{a^*, b^*\}$ in D could be decorated with at most a \bullet . In this case, the \bullet should appear in $\{a^*, i\}$ or $\{b^*, i + 1\}$, and by the definition of weight, one can check that $w(a^*, b^*)_D \leq w(a^*, i)_{D'} + w(b^*, i + 1)_{D'}$ leading to $\ell(D') \geq \ell(D) + 1$ against the hypothesis. Therefore $r(\text{cp}_e(D)) = r(D')$ and, as before, one can check that the only way of splitting the decorations having $\ell(D') = \ell(D) - 1$ is the one obtained by the cp-operation. Hence $\text{cp}_e(D) = D'$.
- (U) Let e be of type U_R . As before, suppose by contradiction that $r(D') \neq r(\text{cp}_e(D))$, then necessarily one between $\{i, k\}$ and $\{i + 1, i + 2\}$ does not occur in D' . Suppose that $\{i, k\}$ is not in D' (the other case is analogous). In D' , k must be connected to $i + 2$ and decorated with \mathbf{d} as in D . Now assume that i is connected to $a \neq i + 1$ and $i + 1$ to $b \neq i$. Since \mathbf{d} contains a \bullet this forces $b < a < i$. Now the edges $\{b, i + 1\}$ and $\{a, i\}$ intersect the vertical line $(i - 1) + 1/2$ in D' while no edges in the north face of D intersect this line. Since $\{b, a\}$ can be decorated with at most a \bullet , an easy computation shows that $w(b, a)_D = w(b, i + 1)_{D'}$. Hence $\ell(D') \geq \ell(D) + 1$, against the hypothesis, then $r(D') = r(\text{cp}_e(D))$. In this case, there is only one way of splitting the decorations in an admissible way that coincides with the one of the cp-operation. Hence $\text{cp}_e(D) = D'$.
- (S) Let e be of type S_R . As before, suppose by contradiction that $r(D') \neq r(\text{cp}_e(D))$, then at least one between $\{i + 1, i + 2\}$ and $\{i, (i + 2)'\}$ does not occur in D' . Suppose that $\{i + 1, i + 2\}$ is not in D' (the other case is analogous), then the edge $\{i + 2, (i + 2)'\}$ must occur and be decorated with \mathbf{d} as in D' . The same argument used in U shows that also in this case $\ell(D') \geq \ell(D) + 1$, against the hypothesis. Then $r(D') = r(\text{cp}_e(D))$ and, as before, it is easy to check that the only way of splitting the decorations having $\ell(D') = \ell(D) - 1$ is the one obtained by the cut and paste operation. Hence $\text{cp}_e(D) = D'$.
- (P_R^\bullet) Let $e = \{1, 2\}$ be of type P_R^\bullet . Again, suppose by contradiction that $r(D') \neq r(\text{cp}_e(D))$. Then $\{1, 2\}$ is not contained in D' , thus necessarily the edges $\{1, 1'\}$, $\{2, 3\}$ and a \mathcal{L}_\bullet occur in D' . Now, D' is a LP-diagram with $j_\ell = 2$ hence $\ell(D') = 3 + \ell(\widehat{D}')$. Moreover as in (B2) we have $\ell(\widehat{D}') = \ell(D) - 2$, so $\ell(D') = \ell(D) + 1$, against the hypothesis. Therefore $r(D') = r(\text{cp}_e(D))$ and the only way of displacing the decorations in an admissible way is the one obtained by the cut and paste operation. Hence $\text{cp}_e(D) = D'$.

The cases P_L , U_L and S_L can be treated similarly.

Now, the complete proof can be performed analogously for the two suitable edges $(\overset{\bullet}{\curvearrowright})$ and $(\overset{\circ}{\curvearrowright})$. The only differences, with respect to the treated cases, are extra occurrences of \bullet or \circ in D' and $\text{cp}_e(D)$, that have to be considered when one compares the different possible way of decorating the edges. \square

Proposition 4.10. *Let D be a P -diagram in $\text{ad}(\widehat{B}_{n+1})$. Then there exist a simple edge $e = \{i, i + 1\}$ and a unique admissible diagram D' such that $\ell(D') = \ell(D) - 1$ and $D = D_0 D'$ if e is of the form (\smile) , $D = D_i D'$ otherwise.*

Proof. Assume that

- (1) D is of type LP;
- (2) the edge leaving j_ℓ is simple and either $\{j_\ell, j_\ell + 1\}$ is of type P_R or \widehat{D} is basic,

where \widehat{D} is the inner alternating diagram of Definition 3.9. Then consider the diagram D' obtained from D by deleting $\{j_\ell, j_\ell + 1\}$, cutting the vertical edge $\{j_\ell - 1, (j_\ell - 1)'\}$ and joining $j_\ell - 1$ to j_ℓ and $(j_\ell - 1)'$ to $j_\ell + 1$ and denote this operation by (K_L) . In the Appendix A we provide an example of application of (K_L) . The diagram D' has a \mathcal{L}_\bullet , $j_\ell - 2$ initial vertical edges and satisfies $D = D_{j_\ell} D'$. Note that $\nu_{j_\ell - 1}(D') = \nu_{j_\ell - 1}(D) + 1$ and $\nu_k(D') = \nu_k(D)$ for all $k \neq j_\ell - 1$. It follows that $\ell(\widehat{D}') = \ell(\widehat{D}) - 1$. Hence, $\ell(D') = 2(j_\ell - 1) - 1 + \ell(\widehat{D}') = 2j_\ell - 3 + \ell(\widehat{D}) + 1 = \ell(D) - 1$. It remains to show that D' is unique. Let D'' be an admissible such that $D = D_{j_\ell} D''$ and $\ell(D'') = \ell(D) - 1$ and suppose by contradiction that $r(D'') \neq r(D')$. Then necessarily at least one of the two the edges $\{j_\ell - 1, j_\ell\}$ and $\{j_\ell + 1, (j_\ell - 1)'\}$ does not occur in D'' . Since D contains $\{j_\ell - 1, (j_\ell - 1)'\}$, one can prove that such edge belongs also to D'' , that turns out to be a LP-diagram with k consecutive vertical edges from the left, where $k \geq j_\ell - 1$.

Define $D''_{>}$ as the diagram obtained from D'' by considering only the nodes from j_ℓ to $n + 2$, without the \mathcal{L}_\bullet . It is an ALT-diagram within a standard box with $n + 3 - j_\ell$ nodes. After relabeling the nodes, we have that $\widehat{D} = D_1 D''_{>}$. By using arguments similar to those in Lemma 4.9 ((P) and (B2)), one can prove that $D''_{>}$ is the unique admissible diagram obtained by the cp-operation on the simple edge $\{\hat{1}, \hat{2}\}$ of \widehat{D} , with $\ell(D''_{>}) = \ell(\widehat{D}) - 1$. By construction, \widehat{D}'' differs from $D''_{>}$ only for the number of initial vertical edges, hence $\ell(\widehat{D}'') = \ell(D''_{>})$. By Definition 3.11, $\ell(D'') = 2(k + 1) - 1 + \ell(\widehat{D}'') = 2k + 1 + \ell(D''_{>}) = 2k + \ell(\widehat{D}) \geq 2j_\ell + \ell(\widehat{D}) = \ell(D) + 1$, against the hypothesis, hence $r(D'') = r(D')$. This shows that $D'' = D'$ since the edges involving j_ℓ and $j_\ell + 1$ in D are undecorated.

If the conditions in (2) are not satisfied, then we can always find in \widehat{D} a suitable edge \hat{e} not involving $\hat{1}$ to whom apply the cp-operation. Now, the diagram D' made of a \mathcal{L}_\bullet and $j_\ell - 1$ initial vertical edges followed by $\text{cp}_{\hat{e}}(\widehat{D})$ is the unique satisfying the thesis.

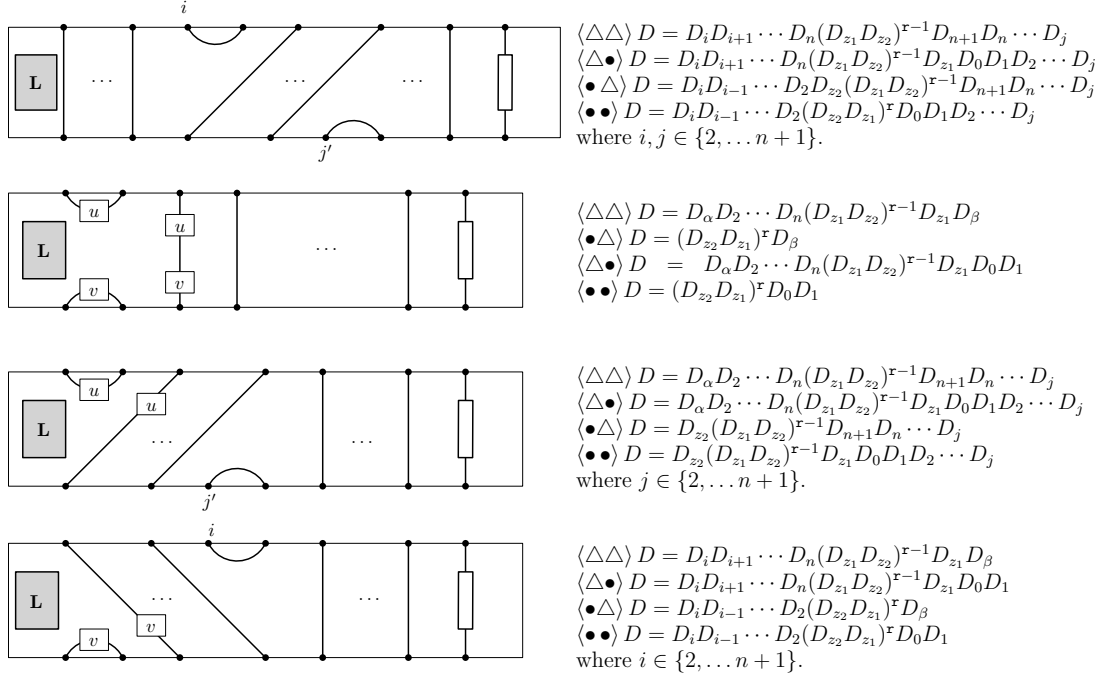
If D be a P -diagram of type RP, the proof is exactly the same, recalling that in this case the occurrence of a \mathcal{L}_\bullet is replaced by the occurrence of a Δ on $\{n + 2, (n + 2)'\}$ and in condition (2) P_R is replaced by P_L . Only in this case there might be the occurrence of a suitable edge of the form (\smile) .

Finally, if D is of type LRP, the thesis is obtained combining the two procedures above. \square

Lemma 4.11. *Let D be a PZZ-diagram or a P -diagram with $\mathbf{a}(D) = 1$. Then D can be written as a finite product of simple diagrams.*

Proof. To prove this result, we provide an explicit factorization for any PZZ-diagram and any P -diagram with $\mathbf{a}(D) = 1$. More precisely, all possible configurations of such diagrams are depicted on the left of Figure 26 and the respective factorizations are listed on the right. The sequences of \mathcal{L}_\bullet and Δ are represented by the grey and white rectangle, respectively, while the auxiliaries diagrams D_{z_1} and D_{z_2} are defined as $D_{z_1} :=$

$D_{n+1}D_n \cdots D_3D_2$ and $D_{z_2} := D_0D_1D_2 \cdots D_n$. We also set $\alpha := \begin{cases} 1, & \text{if } u = \emptyset \\ 0, & \text{if } u = \bullet \end{cases}$ and $\beta := \begin{cases} 1, & \text{if } v = \emptyset \\ 0, & \text{if } v = \bullet \end{cases}$. □


 FIGURE 26. Factorizations of PZZ and P-diagrams with $\mathbf{a}(D) = 1$.

5. THE ALGEBRA ISOMORPHISM

In this section we use the constructions made in the previous sections for the admissible diagrams and link them to the Temperley-Lieb algebra $\text{TL}(\tilde{B}_{n+1})$.

Let $s_{i_1} s_{i_2} \cdots s_{i_k}$ be a reduced expression of $w \in \text{FC}(\tilde{B}_{n+1})$, and set

$$D_w := D_{i_1} D_{i_2} \cdots D_{i_k}.$$

Note that D_w does not depend on the chosen reduced expression since w is FC. We define the $\mathbb{Z}[\delta]$ -algebra homomorphism $\tilde{\theta}_B : \text{TL}(\tilde{B}_{n+1}) \rightarrow \mathbb{D}(\tilde{B}_{n+1})$ by $b_i \mapsto D_i$, for all $i = 0, \dots, n+1$. Clearly, $\tilde{\theta}_B$ is surjective and maps the monomial basis element b_w into the diagram D_w . Our goal is to show that this map is bijective. The proof will be based on a factorization of any admissible diagram into simple diagrams that we now present.

5.1. Factorization of admissible diagrams.

Lemma 5.1. *Let $w \in \text{FC}(\tilde{B}_{n+1})$. If $w \in (\text{PZZ})$ then D_w is a PZZ-diagram.*

Proof. The proof follows from a direct computation. We detail only one specific case being the others very similar. So let us assume that w has the reduced expression

$$\mathbf{w} = s_i s_{i+1} \cdots s_n (s_{n+1} s_n \cdots s_2 s_0 s_1 s_2 \cdots s_n)^k s_{n+1} s_n \cdots s_j,$$

with $1 \leq i, j < n + 1$. Let D_{z_1} and D_{z_2} as defined in Lemma 4.11, then $D_w = D_i D_{i+1} \cdots D_n (D_{z_1} D_{z_2})^k D_{n+1} D_n \cdots D_j$ is a PZZ-diagram of type $\langle \Delta \Delta \rangle$, with $\{i, i+1\}$ as unique non-propagating edge in the north face, $\{j', (j+1)'\}$ as unique non-propagating edge in the south face, with $k+1$ occurrences of Δ -decorations, and k of \mathcal{L}_\bullet . \square

Lemma 5.2. *Let $w \in \text{FC}(\tilde{B}_{n+1})$. If $w \in (\text{LP})$ (resp. (RP) , (LRP)) then D_w is a P-diagram of type LP (resp. RP, LRP).*

Proof. Assume that $w \in (\text{LP})$. By Definition 1.6, a reduced expression \mathbf{w} of w contains the factor $s_{j_\ell} s_{j_\ell-1} \cdots s_2 s_0 s_1 s_2 \cdots s_{j_\ell-1} s_{j_\ell}$. The corresponding product

$$D_{j_\ell} D_{j_\ell-1} \cdots D_2 D_0 D_1 D_2 \cdots D_{j_\ell-1} D_{j_\ell}$$

is a diagram with $j_\ell - 1$ initial consecutive vertical edges and with a unique \mathcal{L}_\bullet . Since there are no other occurrences of s_r with $r \leq j_\ell$ in \mathbf{w} , then the same vertical edges appear in D_w too. Furthermore, if $s_{j_\ell+1}$ occurs once in \mathbf{w} then D_w contains either the edge $\{j_\ell, j_\ell+1\}$ or $\{j'_\ell, (j_\ell+1)'\}$. If \mathbf{w} contains two occurrences of $s_{j_\ell+1}$ then, by LP definition, there must be also an occurrence of $s_{j_\ell+2}$, then it can be easily proved that either at least one of the edges leaving j_ℓ and j'_ℓ is a non-propagating edge or D_w has the vertical edge $\{j_\ell, j'_\ell\}$ decorated with a Δ . Hence, by Definition 3.7, D_w is a P-diagram of type LP. Similar arguments can be applied for the two other cases. \square

Lemma 5.3. *Let $w \in \text{FC}(\tilde{B}_{n+1})$. If $w \in (\text{ALT})$ then D_w is an ALT-diagram.*

Proof. Suppose that D_w is a P-diagram. If D_w is of type RP, the only way to obtain the vertical edge $\{n+2, (n+2)'\}$ decorated with a Δ is by multiplying $D_n D_{n+1} D_n$. However, $s_n s_{n+1} s_n$ cannot be a factor of w since $w \in (\text{ALT})$. If D_w is of type LP or LRP then it contains a single \mathcal{L}_\bullet and the vertical edge $\{1, 1'\}$. The only way to obtain such configuration is by multiplying $D_2 D_0 D_1 D_2$ which would imply the occurrence of $s_2 s_0 s_1 s_2$ as factor of a reduced expression of w that is impossible. Now suppose that D_w is a PZZ-diagram. Then, for the same argument, one can prove that any reduced expression of w must contain $s_n s_{n+1} s_n$ as a factor, which is impossible since $H \in (\text{ALT})$. Hence, D_w must be an ALT-diagram. \square

Remark 5.4. Let $\mathbf{w} = s_{i_1} s_{i_2} \cdots s_{i_m}$ be a reduced expression of $w \in \text{FC}(\tilde{B}_{n+1})$. Denote by $D_{\mathbf{w}}$ the concrete diagram that results from stacking the concrete simple diagrams D_{i_1}, \dots, D_{i_m} , not deforming any of their edges or applying any relation among the decorations. We call $D_{\mathbf{w}}$ a concrete simple representation of D_w . Given two different reduced expressions \mathbf{w} and \mathbf{w}' of w , $D_{\mathbf{w}} \neq D_{\mathbf{w}'}$, while the number of intersections of any vertical line $i + 1/2$, $i = 1, \dots, n + 1$ with the edges of $D_{\mathbf{w}}$ and $D_{\mathbf{w}'}$ remains the same since w is FC. The total number of these intersections is clearly equal to $2\ell(w)$.

Now we prove that, for any $w \in \text{FC}(\tilde{B}_{n+1})$ and any reduced expression \mathbf{w} of w , the number of intersections between the edges of $D_{\mathbf{w}}$ and all the vertical lines $i + 1/2$ is twice the length of the diagram D_w .

Proposition 5.5. *Let $w \in \text{FC}(\tilde{B}_{n+1})$, then $\ell(w) = \ell(D_w)$.*

Proof. First assume that D_w is a PZZ-diagram. Then by Lemmas 5.1, 5.2 and 5.3, $w \in (\text{PZZ})$. As in the proof of Lemma 5.1, we can suppose that

$$\mathbf{w} = s_i s_{i+1} \cdots s_n (s_{n+1} s_n \cdots s_2 s_0 s_1 s_2 \cdots s_n)^k s_{n+1} s_n \cdots s_j,$$

is a reduced expression of w , with $1 \leq i, j < n + 1$. We have that

$$\ell(w) = 2n - i - j + 3 + (2n + 1)k = 3 - i - j + (2k + 2)n + k = \ell(D_w)$$

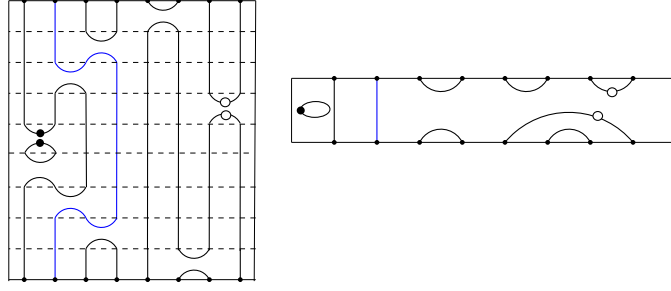


FIGURE 27. A concrete simple representation $D_{\mathbf{w}}$ of D_w , with $\mathbf{w} = s_5 s_3 s_2 s_7 s_0 s_1 s_2 s_3 s_6$ a reduced expression of $w \in \text{FC}(\tilde{B}_7)$.

since $\mathbf{l} = k$ and $\mathbf{r} = k + 1$ (Definition 3.11).

Assume D_w is an ALT-diagram and let consider a decorated edge e in a concrete simple representation $D_{\mathbf{w}}$. Denote by $\mu(e) := \sum_{k=1}^{n+1} \mu_k(e)$, where $\mu_k(e)$ is the number of intersections of e with the vertical line $k + 1/2$ in $D_{\mathbf{w}}$. We now show that

$$\frac{1}{2}(\mu(e) - j + i) = \mathbf{w}(e), \quad (4)$$

where $e = \{i^*, j^*\}$ and $i < j$.

If e is a non-propagating edge $\{i, j\}$ on the north face decorated with both \bullet and R -decorations (see Figure 28(A)), then $\mathbf{w}(e) = n + 1 - j + i$. Furthermore, $\frac{1}{2}(\mu(e) - j + i) = \frac{1}{2}(\sum_{k=1}^{i-1} \mu_k(e) + \sum_{k=j}^{n+1} \mu_k(e)) = i - 1 + n + 1 - j + 1 = n + 1 - j + i = \mathbf{w}(e)$. Now if e is a propagating edge $\{i, j'\}$ with $i < j$ and is decorated with a \bullet followed by $(\Delta \bullet)^k$, where $k \in \mathbb{N}_0$ (see Figure 28(B)), then, one can verify that $\frac{1}{2}(\mu(e) - j + i) = i - 1 + k(n + 1) = \mathbf{w}(e)$. Similar computations show that (4) holds if e is decorated in a different way. Moreover, when $e = \{i, j'\}$ with $j < i$, (4) holds with i and j exchanged.

A quick check shows that $\sum \mu(e) = 2 \sum \mathbf{w}(e) + \sum_{j=1}^{n+1} \nu_j(D_w)$, where the sum on the left hand side runs over all the edges of $D_{\mathbf{w}}$, while the former on the right hand side runs over all the edges of D_w , loop edges included. From Definition 3.11 it follows that $\ell(D_w) = \frac{1}{2} \sum \mu(e) = \ell(w)$, where the last equality follows from Remark 5.4.

Finally, assume that D_w is a LP-diagram. Then a direct computation shows that $\sum \mu(e)$ is equal to $4j_\ell - 2$ plus the number of intersections between all the vertical lines and the edges on the right of $\{j_\ell - 1, (j_\ell - 1)'\}$ in $D_{\mathbf{w}}$, namely the part of $D_{\mathbf{w}}$ corresponding to \hat{D}_w (the part on the right of the blue edge in Figure 27). Since $D_{\mathbf{w}}$ is an ALT-diagram, this number is equal to $\ell(\hat{D}_w)$. This gives $\sum \mu(e) = 2j_\ell - 1 + \ell(\hat{D}_w) = \ell(D_w)$ as in Definition 3.11(4). A similar computation can be done for the other two cases RP and LRP, and this concludes the proof. \square

Remark 5.6. Observe that if we consider any edge of an admissible diagram, then the number of its intersections with the vertical lines in a concrete simple representation and in a stretched representation is the same. Therefore the length of an admissible diagram is actually equal to the number of intersections of all the edges in a stretched representation, as stated at the beginning of Section 3.1.

Proposition 5.7. *Every admissible diagram D is of the form D_w where $w \in \text{FC}(\tilde{B}_{n+1})$.*

Proof. If D is a PZZ or a P-diagram with $\mathbf{a}(D) = 1$, the thesis follows from Lemma 4.11, observing that any factorization $D_{i_1} \cdots D_{i_r}$ appearing in Figure 26 gives rise to an

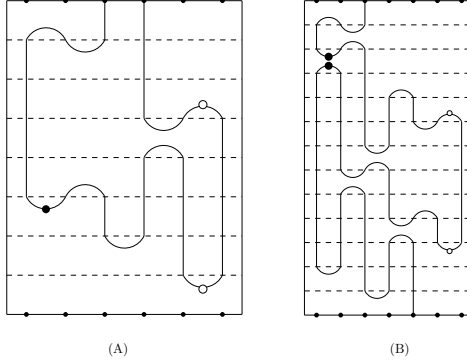


FIGURE 28. Edges in concrete simple representations.

FC element $w = s_{i_1} \cdots s_{i_r}$, from which $D = D_w$.

Assume that D is an ALT-diagram or a P-diagram with $\mathbf{a}(D) > 1$. We proceed by induction on $\ell(D)$. If $\ell(D) = 1$, then it is easy to see that it must be $D = D_i$ for some $i \in \{0, 1, \dots, n+1\}$, and trivially $s_i \in \text{FC}(\tilde{B}_{n+1})$. Suppose the thesis holds for all diagrams of length k and let D be of length $k+1$. By Lemma 4.9 and Lemma 4.10, there exist an index $i \in \{0, 1, \dots, n+1\}$ and a unique admissible diagram D' such that $D = D_i D'$ and $\ell(D') = k$. Hence $D' = D_{w'}$ with $w' \in \text{FC}(\tilde{B}_{n+1})$ and $\ell(w') = k$. By letting $w := s_i w'$, we claim that $w \in \text{FC}(\tilde{B}_{n+1})$ with $\ell(w) = \ell(w') + 1$, from which $D = D_w$ and the result follows. We now prove the claim.

If $\ell(w) = \ell(w') - 1$ then there exists a reduced expression of w' starting with a s_i . Hence $D_i D_{w'}$ contains a δ factor, which is a contradiction.

If $\ell(w) = \ell(w') + 1$ but $w \notin \text{FC}(\tilde{B}_{n+1})$ then by Proposition 1.2 there exists a reduced expression of w containing a braid relation. After applying a series of reduction, we have

$$D = D_i D_{w'} = 2^p \delta^q D_{w''}$$

with $w'' \in \text{FC}(\tilde{B}_{n+1})$ and $\ell(w'') < \ell(w') + 1$. If $p, q \neq 0$ we have a contradiction since D is admissible. If $D = D_{w''}$ then $\ell(D) < k+1$ which is also in contrast with the hypothesis. □

Theorem 5.8. *The $\mathbb{Z}[\delta]$ -algebras $\mathcal{M}[\text{ad}(\tilde{B}_{n+1})]$ and $\mathbb{D}(\tilde{B}_{n+1})$ are equal. Moreover, the set of admissible diagrams is a basis for $\mathbb{D}(\tilde{B}_{n+1})$.*

Proof. We know that $\{b_w \mid w \in \text{FC}(\tilde{B}_{n+1})\}$ is a basis of $\text{TL}(\tilde{B}_{n+1})$, hence by Proposition 5.7 and the fact that the images of any b_w is an admissible diagram (by Lemmas 5.1, 5.2 and 5.3) it follows that $\mathcal{M}[\text{ad}(\tilde{B}_{n+1})]$ is a $\mathbb{Z}[\delta]$ -subalgebra of $\widehat{\mathcal{P}}_{n+2}^{LR}(\Omega)$. Since the simple diagrams are in $\mathcal{M}[\text{ad}(\tilde{B}_{n+1})]$ and $\mathbb{D}(\tilde{B}_{n+1})$ is the smallest algebra containing them, then the two algebras are equal. Being the set of admissible diagrams a basis for $\mathcal{M}[\text{ad}(\tilde{B}_{n+1})]$ then the statement is proved. □

We can finally prove our main result.

Theorem 5.9. *The map $\tilde{\theta}_B : \text{TL}(\tilde{B}_{n+1}) \rightarrow \mathbb{D}(\tilde{B}_{n+1})$ is an algebra isomorphism.*

Proof. Let w_1, w_2 be two distinct elements in $\text{FC}(\tilde{B}_{n+1})$. By definition, $\tilde{\theta}_B(b_{w_1}) = D_{w_1}$ and $\tilde{\theta}_B(b_{w_2}) = D_{w_2}$. Trivially, if w_1 and w_2 belong to two different families of heaps, then, by Lemmas 5.1, 5.2 and 5.3, $D_{w_1} \neq D_{w_2}$. If both w_1 and w_2 belong to (PZZ),

since the decompositions of D_{w_1} and D_{w_2} are known (Lemma 4.11), it is easy to verify that $w_1 \neq w_2$ implies $D_{w_1} \neq D_{w_2}$.

Now, suppose by contradiction that $\tilde{\theta}_B$ is not injective and let $w_1 \neq w_2$ such that $D_{w_1} = D_{w_2} = D$ with D of minimal length. First note that by Proposition 5.5 $\ell(w_1) = \ell(w_2)$ and, from above, that w_1 and w_2 are both in (ALT) or in (P). By Propositions 4.9 and 4.10, there exist an index $i \in \{0, 1, \dots, n+1\}$ and a unique admissible diagram D' such that $D_{w_1} = D_i D'$, with $\ell(D') = \ell(D) - 1$. Since $\{i, i+1\}$ is a simple edge, there exists a reduced expression of w_1 starting with s_i . Hence $w_1 = s_i a$ where $a \in \text{FC}(\tilde{B}_{n+1})$, $\ell(a) = \ell(w_1) - 1$ and

$$D_{w_1} = D_i D_a,$$

with D_a admissible. Then, $D_a = D'$ by the uniqueness of the diagrams.

By the same argument

$$D_{w_2} = D_i D_b,$$

with $w_2 = s_i b$, $b \in \text{FC}(\tilde{B}_{n+1})$, $\ell(b) = \ell(w_2) - 1$ and $D_b = D'$.

Hence $D_a = D_b = D'$, and by the minimality of $\ell(D)$, we have that $a = b$ from which $w_1 = w_2$. \square

Example 5.10. Consider the heaps depicted in Figure 4. The image of the (ALT) element via $\tilde{\theta}_B$ is the diagram in Figure 17, the image of the (PZZ) element is in Figure 15, the image of the (LRP) element is in Figure 16, while the diagram in Figure 10(B) is the image of the element in Figure 5(C) when $a = s_0 s_1$.

6. TYPE \tilde{D}

In this last section we extend to type \tilde{D}_{n+2} the previous results for type \tilde{B}_{n+1} . In particular, we describe a new algebra of decorated diagrams, denoted $\mathbb{D}(\tilde{D}_{n+2})$, that turns out to be isomorphic to $\text{TL}(\tilde{D}_{n+2})$. We list the relevant definitions and we state the main theorems without giving formal proofs, since they are very similar to those in type \tilde{B}_{n+1} .

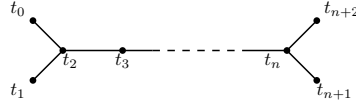


FIGURE 29. Coxeter graph of type \tilde{D}_{n+2} .

We now recall the presentation of $\text{TL}(\tilde{D}_{n+2})$ given in [9].

Definition 6.1. The *Temperley-Lieb algebra of type \tilde{D}_{n+2}* , denoted by $\text{TL}(\tilde{D}_{n+2})$, is the $\mathbb{Z}[\delta]$ -algebra generated by $\{d_0, d_1, \dots, d_{n+2}\}$ with defining relations:

- (d1) $d_i^2 = \delta d_i$ for all $i \in \{0, \dots, n+2\}$,
- (d2) $d_i d_j = d_j d_i$ if $|i - j| > 1$ and $\{i, j\} \neq \{0, 2\}, \{n, n+2\}$, or $\{i, j\} = \{0, 1\}, \{n+1, n+2\}$;
- (d3) $d_i d_j d_i = d_i$ if $i, j \in \{1, \dots, n+1\}$ and $|i - j| = 1$, or $\{i, j\} = \{0, 2\}, \{n, n+2\}$.

For any $w = t_{i_1} \cdots t_{i_k}$ in $\text{FC}(\tilde{D}_{n+2})$, we set $d_w := d_{i_1} \cdots d_{i_k}$, that is independent on the chosen reduced expression of w . As in type \tilde{B} , the set $\{d_w \mid w \in \text{FC}(\tilde{D}_{n+2})\}$ is a basis for $\text{TL}(\tilde{D}_{n+2})$, called the *monomial basis*, see [6].

We define $T_{k,D}^{LR}(\Omega)$ and $\mathcal{P}_{k,D}^{LR}(\Omega)$ verbatim as in Section 2, but here the set of decoration $\Omega = \{\bullet, \circ\}$ is limited to only two decorations. As before, one can prove that $\mathcal{P}_{k,D}^{LR}(\Omega)$ is an infinite dimensional algebra, with the usual concatenation. We now consider a different quotient of it.

Definition 6.2. Let $\widehat{\mathcal{P}}_{k,D}^{LR}(\Omega)$ be the $\mathbb{Z}[\delta]$ -quotient algebra of $\mathcal{P}_{k,D}^{LR}(\Omega)$ by the relations in Figure 30.

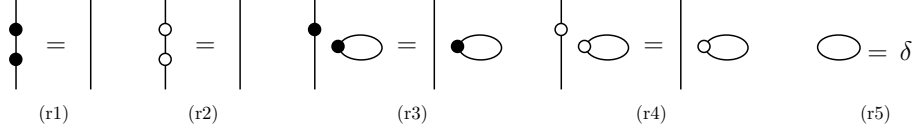


FIGURE 30. Relations in type \tilde{D} .

The *simple diagrams* $D^0, D^1, \dots, D^{n+1}, D^{n+2}$ are defined as in type \tilde{B} , but they are one more and labeled differently from Figure 11. More precisely, $D^0 = D_0$ decorated with \bullet , $D^i = D_i$ for all $i \in \{1, \dots, n+1\}$ undecorated, and $D^{n+2} = D_{n+1}$ decorated by \circ as in \tilde{B} . Since they are irreducible, they are basis elements of $\widehat{\mathcal{P}}_{n+2,D}^{LR}(\Omega)$. Moreover, it is easy to prove that the simple diagrams satisfy the relations (d1)-(d3) listed in Definition 6.1 of the $\text{TL}(\tilde{D}_{n+2})$ generators, where the d_i 's are replaced by D^i 's.

Definition 6.3. Let $\mathbb{D}(\tilde{D}_{n+2})$ be the $\mathbb{Z}[\delta]$ -subalgebra of $\widehat{\mathcal{P}}_{n+2,D}^{LR}(\Omega)$ generated as a unital algebra by the simple diagrams with multiplication inherited by $\widehat{\mathcal{P}}_{n+2,D}^{LR}(\Omega)$.

As in Definition 3.1, we now give an explicit description of a special family of irreducible decorated diagrams in $\widehat{\mathcal{P}}_{n+2,D}^{LR}(\Omega)$ called *admissible diagrams of type \tilde{D}* .

Definition 6.4. An irreducible diagram $D \in T_{n+2}^{LR}(\Omega)$ is called \tilde{D} -admissible diagram if it satisfies the following conditions:

- (A1) The only possible loops in D are those depicted in Figure 31. If a \mathcal{L}_\circ occurs, the other two types of loops cannot appear. Moreover, if $\mathbf{a}(D) > 1$ then there might be at most one occurrence of \mathcal{L}_\bullet and one occurrence of \mathcal{L}_\circ .



FIGURE 31. Allowable loops in \tilde{D} -admissible diagrams.

Assume $\mathbf{a}(D) > 1$.

- (A2) The total number of \mathcal{L}_\bullet and of \bullet (resp. \circ) on non-loop edges must be even.
- (A3) If e is the vertical edge $\{1, 1'\}$ (resp. $\{n+2, (n+2)'\}$), then exactly one of the following three conditions is met:
- e is undecorated;
 - e is decorated by a single \circ (resp. \bullet) and no \mathcal{L}_\circ (resp. \mathcal{L}_\bullet) occurs;
 - e is decorated by an alternating sequence of \bullet and \circ and there are no loops.
- Note that, by (A1), when (a) occurs, then at most one \mathcal{L}_\bullet and one \mathcal{L}_\circ occur, while in case (b) at most one \mathcal{L}_\bullet (resp. one \mathcal{L}_\circ) occurs.

Assume $\mathbf{a}(D) = 1$.

- (A4) The western side of D is equal to one of those depicted in Figure 13, where $\mathbf{d}_1, \mathbf{d}_2 \in \{\emptyset, \bullet\}$. If \mathbf{d}_1 (resp. \mathbf{d}_2) is not empty, then the decoration \bullet in the propagating edge in Figures 13 (B)-(D) (resp. Figures 13 (B)-(C)) has the highest (resp. lowest) relative vertical position with respect to all decorations occurring on any other propagating edge. Furthermore, the diagram in Figure 13 (B) with no \mathcal{L}_\bullet can occur only if either \mathbf{d}_1 or \mathbf{d}_2 is empty and if D is not decorated by any \circ .

We have similar restrictions for the eastern side of D , where the \bullet are replaced by the \circ and the \mathcal{L}_\bullet with the \mathcal{L}_\circ , as showed in Figure 32, where $\mathbf{d}_1, \mathbf{d}_2 \in \{\emptyset, \circ\}$.

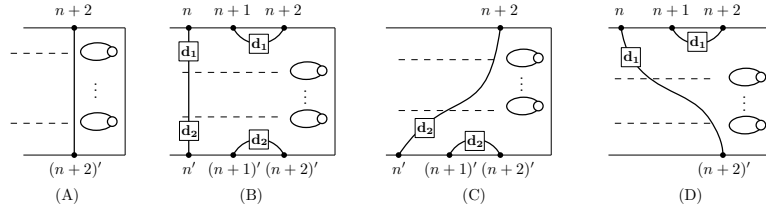


FIGURE 32. Eastern side of an admissible diagram with $\mathbf{a}(D) = 1$.

Remark 6.5. Note that an edge e of an admissible diagram D can be adorned by both \bullet and \circ only if D is undammed or if D if it is the unique propagating edge of D . If $\mathbf{a}(D) = 1$, then the relative vertical positions of the \bullet on the loop edges \mathcal{L}_\bullet and on the leftmost propagating edge must alternate with the vertical positions of the \circ on the \mathcal{L}_\circ and on the rightmost propagating edge.

Definition 6.6. We denote by $\mathbf{ad}(\tilde{D}_{n+2})$ the set of all \tilde{D} -admissible $(n+2)$ -diagrams and by $\mathcal{M}[\mathbf{ad}(\tilde{D}_{n+2})]$ the $\mathbb{Z}[\delta]$ -submodule of $\hat{\mathcal{P}}_{n+2,D}^{LR}(\Omega)$ they span.

The admissible diagrams $\mathbf{ad}(\tilde{D}_{n+2})$ are clearly independent and so they form a basis for the module $\mathcal{M}[\mathbf{ad}(\tilde{D}_{n+2})]$. Now we split $\mathbf{ad}(\tilde{D}_{n+2})$ in three families as in Section 3: the PZZ-diagrams, the P-diagrams and the ALT-diagrams.

The definitions are very similar to Definitions 3.5, 3.6, 3.7 and 3.8, with the following differences. In the case of a PZZ-diagram, now \mathbf{r} denotes the total number of \mathcal{L}_\circ which replace the Δ decorations, while $\mathbf{1}$ denotes the total number of \mathcal{L}_\bullet as before. We define four types of PZZ-diagrams as in Definition 3.6, replacing the Δ in the $\langle _ _ \rangle$ by \circ .

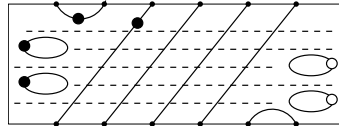


FIGURE 33. A PZZ-diagram of type $\langle \bullet \circ \rangle$ with $\mathbf{1} = \mathbf{r} = 2$.

For a RP or LRP-diagram, replace the Δ on the rightmost propagating edge with a \mathcal{L}_\circ . If D is P-diagram, we denote by \hat{D} the *inner diagram* as in Definition 3.9.

As in Section 3.1, we now define the length of a \tilde{D} -admissible diagram. The idea of the geometric interpretation is the same, i.e. we compute the intersections of the vertical lines $i+1/2$ with the edges of a stretched representation. For the algebraic computation, we fix a standard representation of an admissible diagram.

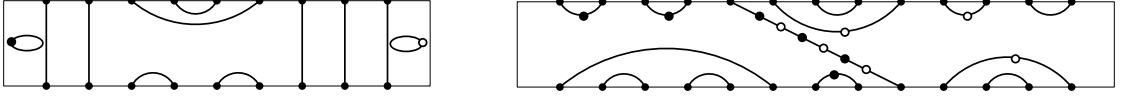


FIGURE 34. A LRP-diagram on the left and an ALT-diagram on the right.

Let $D \in \text{ad}(\tilde{D}_{n+2})$ and e be an edge of D . As before, we assign a weight to each edge of D that depends on the occurrences of \bullet and \circ .

We set $w(\mathcal{L}_\bullet) = w(\mathcal{L}_\circ) = 1$, $w(\mathcal{L}_\bullet^\circ) = n + 1$ and $w(e)$ for any other edge as in (1) and (2) where every Δ is replaced by a \circ .

Definition 6.7 (Length of a \tilde{D} -admissible diagram). We define the *length* $\ell(D)$ of an admissible diagram $D \in \text{ad}(\tilde{D}_{n+2})$ as follows:

- (1) $\ell(D) = 0$ if D is the identity diagram.
- (2) If D is an ALT-diagram,

$$\ell(D) := \frac{1}{2}\nu(D) + w(e) \quad (5)$$

(see Notation 3.10).

- (3) If D is a PZZ-diagram, we set

$$\ell(D) := \begin{cases} 3 - i - j + (1 + r + 1)n + 1 + r, & \text{if } D \text{ is of type } \langle \circ \circ \rangle; \\ 1 - i + j + (1 + r)n + 1 + r, & \text{if } D \text{ is of type } \langle \circ \bullet \rangle; \\ 1 + i - j + (1 + r)n + 1 + r, & \text{if } D \text{ is of type } \langle \bullet \circ \rangle; \\ i + j - 1 + (1 + r - 1)n + 1 + r, & \text{if } D \text{ is of type } \langle \bullet \bullet \rangle, \end{cases}$$

where $\{i, i + 1\}$ (resp. $\{j', (j + 1)'\}$) is the unique non-propagating edge on the north (resp. south) face of D , while 1 , r , and $\langle _ _ \rangle$ are defined before Figure 33.

- (4) If D is a P-diagram, we set

$$\ell(D) := \begin{cases} 2j_\ell - 1 + \ell(\hat{D}), & \text{if } D \text{ is of type LP}; \\ 2n - 2j_r + 5 + \ell(\hat{D}), & \text{if } D \text{ is of type RP}; \\ 2n + 2j_\ell - 2j_r + 4 + \ell(\hat{D}), & \text{if } D \text{ is of type LRP}, \end{cases}$$

where $\ell(\hat{D})$ is defined in point (2) since \hat{D} is an ALT-diagram, while j_ℓ and j_r are as in Definition 3.7.

Once the lengths of \tilde{D} -admissible diagrams are defined, it is not difficult to prove that analogous versions of the results of the previous sections hold also for type \tilde{D} . Note that Definition 6.7 differs from Definition 3.11.

There is a substitution operation Δ_D , described in [2, §3.2], which allows to characterize FC heaps in types \tilde{D}_{n+2} starting from FC heaps in type \tilde{B}_{n+1} , and it is defined as follows. Let H be a FC heap of type \tilde{B}_{n+1} , and we fix a word \mathbf{w} such that $H = H(\mathbf{w})$ (the operation do not depend on the word \mathbf{w} which is chosen). We define a set $\Delta_D(H)$ which is a collection of heaps of type \tilde{D}_{n+2} deduced from H , as follows:

- H is in (RP) or (LRP). There is a unique s_{n+1} -element in H coming from the right peak $P_{\rightarrow}(s_{j_r})$. In this case $\Delta_D(H) := \{H(\mathbf{w}')\}$, where \mathbf{w}' is obtained by replacing s_{n+1} by $t_{n+1}t_{n+2}$ in \mathbf{w} .

- H is in (PZZ). Replace any s_{n+1} by $t_{n+1}t_{n+2}$ in \mathbf{w} . If \mathbf{w} starts or ends with s_{n+1} , only these occurrences can be replaced also by t_{n+1} or t_{n+2} . Then $\Delta_D(H)$ is the collection of the possible replacements: it has one element if \mathbf{w} neither starts nor ends with s_{n+1} , three elements if \mathbf{w} starts or ends with s_{n+1} but not both, and nine elements if \mathbf{w} both starts and ends with s_{n+1} .
- H is in (ALT) or (LP). If H contains no s_{n+1} -element, define $\Delta_D(H) := \{H\}$. If H contains exactly one s_{n+1} -element, $\Delta_D(H) := \{H(\mathbf{w}_1), H(\mathbf{w}_2), H(\mathbf{w}_3)\}$ where \mathbf{w}_1 (resp. $\mathbf{w}_2, \mathbf{w}_3$) is obtained by replacing s_{n+1} in \mathbf{w} by $t_{n+1}t_{n+2}$ (resp. t_{n+1}, t_{n+2}). If H contains more than one s_{n+1} -element, then $\Delta_D(H) := \{H(\mathbf{w}_1), H(\mathbf{w}_2)\}$, where \mathbf{w}_1 (resp. \mathbf{w}_2) is obtained by replacing the occurrences of s_{n+1} from first to last alternatively by t_{n+1} and t_{n+2} , starting with t_{n+1} (resp. t_{n+2}).

Definition 6.8. If $X \in \{(\text{ALT}), (\text{PZZ}), (\text{LP}), (\text{RP}), (\text{LRP})\}$ is one of the five families of FC heaps of type \tilde{B}_{n+1} from Definition 1.6, we define the corresponding family $X_{\tilde{D}}$ as family $\bigcup_{H \in X} \Delta_D(H)$.

First, let $w \in \text{FC}(\tilde{D}_{n+2})$ and fix a reduced expression $\mathbf{w} = t_{j_1}t_{j_2} \cdots t_{j_k}$ of w . We denote by $D_w := D^{j_1}D^{j_2} \cdots D^{j_k}$. Define the map :

$$\tilde{\theta}_D : \text{TL}(\tilde{D}_{n+2}) \rightarrow \mathbb{D}(\tilde{D}_{n+2}) \quad d_i \mapsto D^i$$

for all $i = 0, \dots, n+2$. The map $\tilde{\theta}_D$ is a surjective $\mathbb{Z}[\delta]$ -algebra homomorphism.

Proposition 6.9. Let $w \in \text{FC}(\tilde{D}_{n+2})$.

- If $w \in (\text{PZZ})$ then D_w is a PZZ-diagram.
- If $w \in (\text{LP})$ (resp. $(\text{RP}), (\text{LRP})$) then D_w is a P-diagram of type LP (resp. RP, LRP).
- If $w \in (\text{ALT})$ then D_w is an ALT-diagram.

Proposition 6.10. Let $w \in \text{FC}(\tilde{D}_{n+2})$, then $\ell(w) = \ell(D_w)$.

Proposition 6.11. Every admissible diagram D is of the form D_w where $w \in \text{FC}(\tilde{B}_{n+1})$.

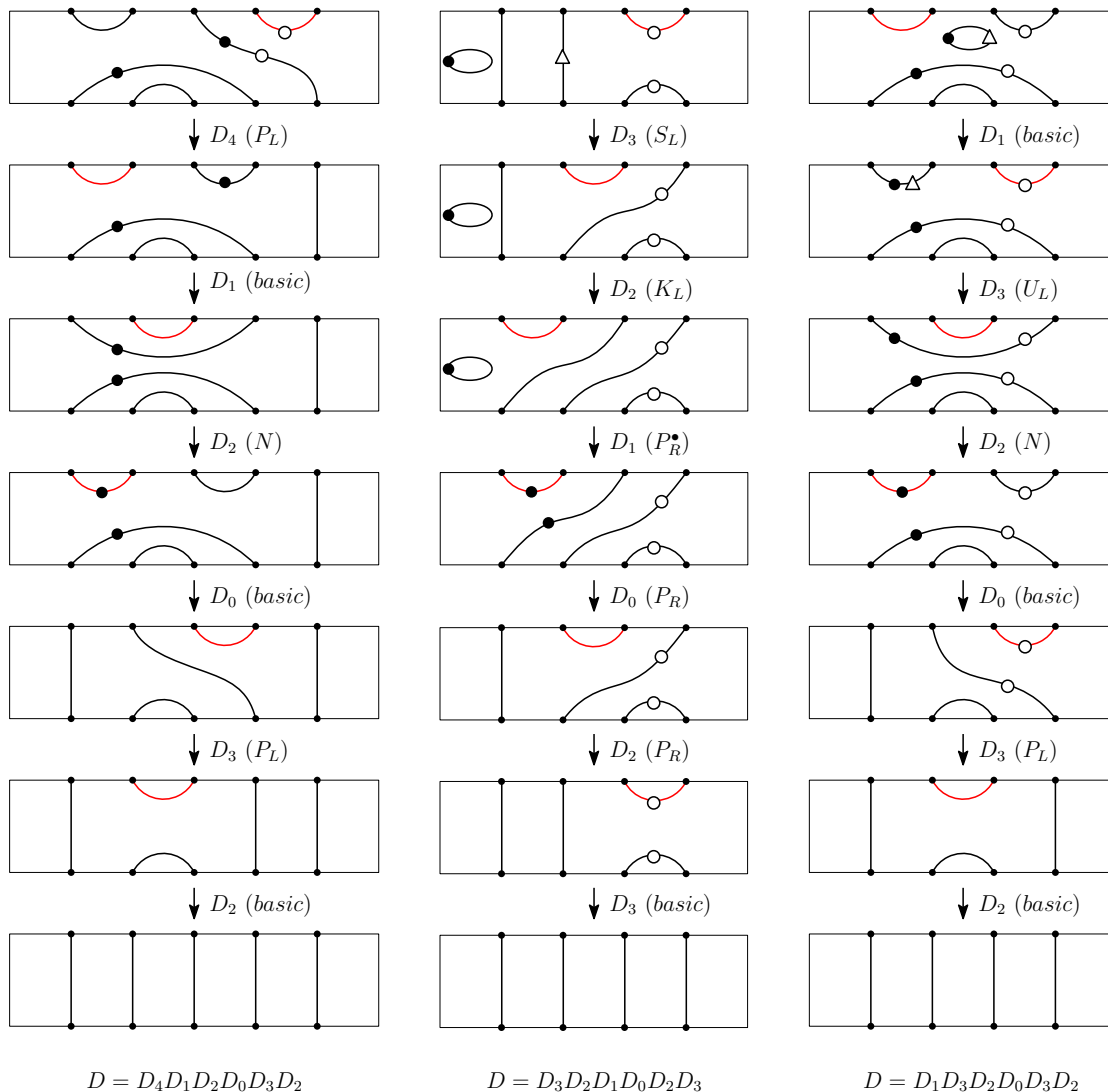
Theorem 6.12. The module $\mathcal{M}[\text{ad}(\tilde{D}_{n+2})]$ is a $\mathbb{Z}[\delta]$ -subalgebra of $\hat{\mathcal{P}}_{n+2,D}^{LR}(\Omega)$ equal to $\mathbb{D}(\tilde{D}_{n+2})$. Moreover, the set of admissible diagrams is a basis for $\mathbb{D}(\tilde{D}_{n+2})$.

The following theorem is the main result of this section and state that the diagrammatic representation of $\text{TL}(\tilde{D}_{n+2})$ we described is faithful.

Theorem 6.13. The map $\tilde{\theta}_D : \text{TL}(\tilde{D}_{n+2}) \rightarrow \mathbb{D}(\tilde{D}_{n+2})$ is an algebra isomorphism. Moreover, each admissible diagram corresponds to a unique monomial basis element.

APPENDIX A. EXAMPLES OF FACTORIZATIONS

In what follows we give explicit applications of the cp-operation and the (K_L) -operation defined in Definition 4.7 and in the proof of Proposition 4.10, respectively. By iterating such operations we recover a factorization for each of the three diagrams. The first label in the pictures indicates the simple diagram associated to the simple edge used at each step while the one in brackets the corresponding local operation in Figure 25 that is applied.



REFERENCES

- [1] R. Biagioli, G. Calussi, and G. Fatlabbi. Heaps reduction, decorated diagrams, and the affine Temperley-Lieb algebra of type C . *ArXiv:2203.08530*, 2022.
- [2] R. Biagioli, F. Jouhet, and P. Nadeau. Fully commutative elements in finite and affine Coxeter groups. *Monatsh. Math.*, 178(1):1–37, 2015.
- [3] D. C. Ernst. Diagram calculus for a type affine C Temperley-Lieb algebra, I. *J. Pure Appl. Algebra*, 216(11):2467–2488, 2012.
- [4] D. C. Ernst. Diagram calculus for a type affine C Temperley-Lieb algebra, II. *J. Pure Appl. Algebra*, 222:3795–3830, 2018.
- [5] C. K. Fan and R. M. Green. On the affine Temperley-Lieb algebras. *J. London Math. Soc. (2)*, 60(2):366–380, 1999.
- [6] J. Graham. *Modular Representations of Hecke Algebras and Related Algebras*. PhD thesis, University of Sydney, 1995.
- [7] R. M. Green. Cellular algebras arising from Hecke algebras of type H_n . *Math. Z.*, 229(2):365–383, 1998.

- [8] R. M. Green. Generalized Temperley-Lieb algebras and decorated tangles. *J. Knot Theory Ramifications*, 7(2):155–171, 1998.
- [9] R. M. Green. Star reducible Coxeter groups. *Glasg. Math. J.*, 48(3):583–609, 2006.
- [10] R. M. Green. On the Markov trace for Temperley-Lieb algebras of type E_n . *J. Knot Theory Ramifications*, 18(2):237–264, 2009.
- [11] J. E. Humphreys. *Reflection groups and Coxeter groups*, volume 29 of *Cambridge Studies in Advanced Mathematics*. Cambridge University Press, Cambridge, 1990.
- [12] V. F. R. Jones. Hecke algebra representations of braid groups and link polynomials. *Ann. of Math. (2)*, 126(2):335–388, 1987.
- [13] L. H. Kauffman. State models and the Jones polynomial. *Topology*, 26(3):395–407, 1987.
- [14] R. Penrose. Angular momentum: an approach to combinatorial spacetime. In *Living Reviews in Relativity* <http://www.livingreviews.org/lrr-2008-5> Carlo Rovelli, pages 151–180. University Press, 1971.
- [15] J. R. Stembridge. On the fully commutative elements of Coxeter groups. *J. Algebraic Combin.*, 5(4):353–385, 1996.
- [16] H. N. V. Temperley and E. H. Lieb. Relations between the “percolation” and “colouring” problem and other graph-theoretical problems associated with regular planar lattices: some exact results for the “percolation” problem. *Proc. Roy. Soc. London Ser. A*, 322(1549):251–280, 1971.
- [17] G. X. Viennot. Heaps of pieces. I. Basic definitions and combinatorial lemmas. In *Combinatoire énumérative (Montreal, Que., 1985/Quebec, Que., 1985)*, volume 1234 of *Lecture Notes in Math.*, pages 321–350. Springer, Berlin, 1986.

R. BIAGIOLI, E. SASSO: DIPARTIMENTO DI MATEMATICA, UNIVERSITÀ DI BOLOGNA, PIAZZA DI PORTA SAN DONATO 5, 40126 BOLOGNA, ITALY

Email address: riccardo.biagioli2@unibo.it, elisa.sasso2@unibo.it

G. FATABBI: DIPARTIMENTO DI MATEMATICA, UNIVERSITÀ DEGLI STUDI DI PERUGIA, VIA VANVITELLI 1, 06123 PERUGIA, ITALY

Email address: giuliana.fatabbi@unipg.it