

AN ELEMENTARY BUT LOGICAL APPROACH TO INTEGRATION

SHIGERU YAMAGAMI

To the memory of Yamagami Nobuko

ABSTRACT. We present a replacement for traditional Riemann integrals in undergraduate calculus, which supplements naive pre-calculus and at the same time opens a way to more sophisticated theories such as Lebesgue integration.

CONTENTS

1. Sets and Functions	2
2. Definite and Indefinite Integrals	6
3. Multiple and Repeated Integrals	24
4. Daniell Extension and Convergence Theorems	30
5. Properties and Applications of Lebesgue Integrals	40
6. Null Functions and Null Sets	47
7. Repeated Integrals Revisited	50
8. Jacobian Formula	56
9. Surface Integrals	63
10. Complex Functions	77
11. Regularity on Coulomb Potentials	84
Appendix A. Compact Sets and Continuous Functions	92
Appendix B. Abstract Darboux Integral	95
Appendix C. More on Integrability	98
Appendix D. Measurable Sets and Functions	102
Appendix E. Determinant Formulas	106
Appendix F. Functional Tensor Products	107
References	108

Lots of textbooks on calculus adopt traditional approaches to integration based on the so-called Riemann integral. Some authors (Bourbaki, for example) are critical in this and trying to pay much attention

to linkage to the advanced theory of Lebesgue integration, at least in the case of single variable.

For realistic applications, however, we need a naive understanding of integration in the form of an approximation by (or a limit of) a large number sum of small quantities, which should be therefore retained in any approach.

Defects are culminated in the description of repeated calculus of improper integrals. Theoretically, integrability of multi-variable functions is required there but no practical and useful criterion is supplied in elementary courses. Thus, even if repeated integrals are possible in a safe manner, they can not be logically related to the total integrals. Of course, in Lebesgue integration, this can be dealt with by the Fubini-Tonelli theorem but at much cost for sophistication. More elementary but effective formulation is desirable even for practical integration.

We here systematically use monotone-limit extensions of elementary quadrature, which are of intermediate character in Daniell's approach to Lebesgue integration but it works fairly well in concrete integrals and provides preliminaries to advanced theories as well with good experiences for further achievement.

The author is grateful to Amazon reviewer susumukuni for many useful comments on a draft version as well as constant impetus during the preparation of this monograph, to Tsuyoshi Kajiwara and Tomohiro Hayashi for illuminating discussions on the subject.

1. SETS AND FUNCTIONS

Set notation: Given two sets X and Y , their product $X \times Y$ is the set of all ordered pairs (x, y) ($x \in X, y \in Y$), Y^X is the set of all maps of X into Y , and the power set 2^X of X is the set of all subsets of X . So \mathbb{R}^X denotes the set of real-valued functions on X , for example.

When X and Y are finite sets with their numbers of elements denoted by $|X|$ and $|Y|$, we have $|X \times Y| = |X||Y|$, $|Y^X| = |Y|^{|X|}$ and $|2^X| = 2^{|X|}$.

Multiple products are defined in a similar fashion and identified in an associative manner: $(X \times Y) \times Z = X \times Y \times Z = X \times (Y \times Z)$. When multiple product is performed on a single set Y repeatedly, $Y \times \cdots \times Y$ (n -times repetition) is denoted by Y^n . Thus \mathbb{R}^n denotes the set of n -tuples of real numbers. If $n = |X|$ with X a finite set and elements of X are listed by x_1, \dots, x_n , Y^X is naturally identified with Y^n .

Remark 1. Throughout this monograph, the notation $|\cdot|$ is used in a multiple way: For sets, it denotes the size of its extent. For numbers and numerical vectors, it expresses the length.

Given a set X and a condition P on $x \in X$, we denote by $[P]$ the subset of X consisting of $x \in X$ which satisfies P . As an example, if f and g are real functions on a set X , $[f < g] = \{x \in X; f(x) < g(x)\}$. When P holds for any $x \in A$ (A being a subset of X), i.e., $A \subset [P]$, we shall also write $P(x \in A)$.

The order relation in \mathbb{R} is extended to real-valued functions as well: For functions $f, g : X \rightarrow \mathbb{R}$, we write $f \leq g$ if $f(x) \leq g(x)$ ($x \in X$). It is convenient to extend the ordered set \mathbb{R} by adding formal elements $\pm\infty$ which are upper and lower bounds of \mathbb{R} respectively. This is in fact not so formal because \mathbb{R} is order isomorphic to an open interval $(-1, 1)$ by a monotone bicontinuous bijection $h : \mathbb{R} \rightarrow (-1, 1)$ such as $h(t) = t/(1 + |t|)$ or $h(t) = (2/\pi) \arctan t$ so that the **extended real line** $[-\infty, \infty]$ corresponds to the closed interval $[-1, 1]$.

A sequence (f_n) of real-valued functions is said to be **increasing** (**decreasing**) if $f_n \leq f_{n+1}$ ($f_n \geq f_{n+1}$) for $n \geq 1$. When f is the limit function of (f_n) , i.e., $f(x) = \lim_{n \rightarrow \infty} f_n(x)$ for each $x \in X$, we write $f_n \uparrow f$ ($f_n \downarrow f$).

Complex or real are used as an adjective on functions to *indicate their ranges*.

For a (scalar-valued) function f defined on a set X and a subset $A \subset X$, we make an overall use of the notation

$$\|f\|_A = \sup\{|f(x)|; x \in A\},$$

which satisfies the so-called seminorm condition: $\|\alpha f\|_A = |\alpha| \|f\|_A$ and $\|f + g\|_A \leq \|f\|_A + \|g\|_A$. When A is obvious, we simply write $\|f\|$.

For a complex function f defined on a set X , it gives rise to a map $2^X \rightarrow 2^{\mathbb{C}}$ by $A \mapsto \{f(a); a \in A\}$. Although logically ambiguous when both $A \subset X$ and $A \in X$ occur, it is customary to write $f(A) = \{f(a); a \in A\}$ (called the image of A under f). Likewise a map $2^{\mathbb{C}} \rightarrow 2^X$ is defined by $B \mapsto f^{-1}(B) = \{x \in X; f(x) \in B\}$. Note that the inverse image $f^{-1}(B)$ of B is also expressed by $[f \in B]$.

A function f is said to be **positive** if $f(X) \subset [0, \infty)$. Thus a positive function may take 0 as its value. If you need a function satisfying $f(x) > 0$ ($x \in X$), we say that f is strictly positive. Since we occasionally work with complex functions, we shall avoid 'non-negative' to indicate our 'positive'.

Given a subset $A \subset X$, its **indicator** is a function 1_A defined by $1_A(x) = 1$ or 0 according to $x \in A$ or not. Thus $1_A \in \{0, 1\}^X \subset \mathbb{R}^X$ and the correspondence $2^X \ni A \mapsto 1_A \in \{0, 1\}^X$ is bijective.

Based on this fact, we shall identify sets and their indicators in case of no confusion.

Example 1.1. Let (A_i) be a family of sets. Then $\sum_i A_i$ denotes a set if and only if $\bigcup_i A_i$ is a disjoint union, i.e., $\bigcup_i A_i = \bigsqcup_i A_i$.

Let (f_i) be a family of functions on a set X and $\bigsqcup_i A_i \subset X$, then $\sum_i A_i f_i$ is a function described by

$$\left(\sum_i A_i f_i\right)(x) = \begin{cases} f_i(x) & \text{if } x \in A_i \text{ for some } i, \\ 0 & \text{otherwise.} \end{cases}$$

We say that a function f is **supported** by a set A if $Af = f$.

Remark 2. To avoid possible confusion such as $r[a, b]$ and $[ra, rb]$ for intervals and $r > 0$, we prefer Af to fA .

Exercise 1. $A \cap B = AB = A \wedge B$, $X \setminus A = X - A$ and $A \cap B + A \cup B = A + B$.

Example 1.2. To get more insight on its usage and conveniency, we take up the sieve formula (the inclusion-exclusion principle) in combinatorics.

Given finitely many subsets A_1, \dots, A_n of X , de Morgan's law is expressed by $X - (A_1 \cup \dots \cup A_n) = (X - A_1) \cdots (X - A_n)$, which is combined with its algebraic expansion

$$X - (A_1 + \dots + A_n) + \sum_{i < j} A_i \cap A_j + \dots + (-1)^n A_1 \cdots A_n$$

to obtain the identity

$$A_1 \cup \dots \cup A_n = A_1 + \dots + A_n - \sum_{i < j} A_i A_j + \dots + (-1)^{n-1} A_1 \cdots A_n.$$

When A_1, \dots, A_n are all finite sets, we can evaluate these by counting measure to get to the sieve formula.

A function f on a set X is said to be **simple** if it satisfies the following equivalent conditions.

- (i) f is a linear combination of finitely many subsets of X .
- (ii) The range $f(X)$ is a finite set of scalars.

Exercise 2. Check the equivalence of (i) and (ii).

Definition 1.3. A real vector space L consisting of real-valued functions on a set X is called a **linear lattice** or a vector lattice if

$$f, g \in L \implies f \vee g, f \wedge g \in L,$$

where

$$(f \vee g)(x) = \max\{f(x), g(x)\}, \quad (f \wedge g)(x) = \min\{f(x), g(x)\}.$$

From the identity $2(s \diamond t) = s + t \mp |s - t|$ ($s, t \in \mathbb{R}$), the condition is equivalent to $|f| \in L$ ($f \in L$), i.e., L is closed under taking absolute-value functions.

Given a linear lattice L , we define the **positive part** of L by $L^+ = \{f \in L; f \geq 0\}$, which generates L linearly in view of $f = (0 \vee f) + (0 \wedge f) = (0 \vee f) - 0 \vee (-f)$ ($f \in L$).

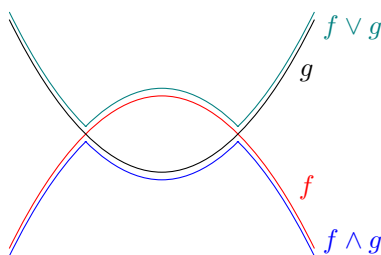


FIGURE 1. Lattice Operation

Definition 1.4. A linear functional $I : L \rightarrow \mathbb{R}$ on a linear lattice L is said to be **positive** if $I(f) \geq 0$ ($f \in L^+$). A positive linear functional, simply a positive functional, is **continuous** if $f_n \in L^+$ satisfies $f_n \downarrow 0$, then $I(f_n) \downarrow 0$. A continuous positive functional is called a **preintegral** (or a Daniell integral).

An **integral system** on a set X is defined to be a couple (L, I) of a linear lattice L on X and a preintegral I on L .

Exercise 3. A linear functional I on a linear lattice L is positive if and only if $|I(f)| \leq I(|f|)$ ($f \in L$).

By a **division** in a set X , we shall mean a finite family \mathcal{D} of mutually disjoint non-empty subsets of X and, given a division \mathcal{D} , let $\mathbb{R}\mathcal{D} = \sum_{D \in \mathcal{D}} \mathbb{R}D$ be the set of linear combinations of sets in \mathcal{D} , which is an algebra and a linear lattice at the same time (called an **algebra-lattice**). The algebra $\mathbb{R}\mathcal{D}$ has a unit element given by $[D] = \bigsqcup_{D \in \mathcal{D}} D$ (called the **support** of \mathcal{D}).

Since \mathcal{D} is linearly independent as a family in $\mathbb{R}\mathcal{D}$, the vector space $\mathbb{R}\mathcal{D}$ is naturally isomorphic to $\mathbb{R}^{\mathcal{D}}$ as an algebra-lattice and any positive function μ on \mathcal{D} is extended to a positive functional I on $\mathbb{R}\mathcal{D}$, which is obviously continuous. Thus there is a one-to-one correspondence (by restriction and extension) between positive functions on \mathcal{D} and preintegrals on $\mathbb{R}\mathcal{D}$.

Among divisions in X , we define an order relation $\mathcal{D} \prec \mathcal{E}$ by $\mathbb{R}\mathcal{D} \subset \mathbb{R}\mathcal{E}$, which is equivalently described by the condition that each $D \in \mathcal{D}$ is a disjoint union of $E \in \mathcal{E}$ included in D . We say that \mathcal{E} is a **subdivision** of \mathcal{D} if $\mathcal{D} \prec \mathcal{E}$ and $[\mathcal{D}] = [\mathcal{E}]$. Let I and J be preintegrals on $\mathbb{R}\mathcal{D}$ and $\mathbb{R}\mathcal{E}$ respectively. Then J is an extension of I if and only if they are related by $I(D) = \sum_{E \subset D} J(E)$ ($D \in \mathcal{D}$, $E \in \mathcal{E}$).

We assume and follow standard terminology and notations on the topology in \mathbb{R}^d . For example, given a subset $D \subset \mathbb{R}^d$, ∂D denotes the boundary of D . Non-standard is the notation and the meaning for the support of a function f defined on a subset A of \mathbb{R}^d : The closure of $[f \neq 0]$ in \mathbb{R}^d is called the **support** of f and is denoted by $[f]$. In other words, our support of f is the ordinary support of the zero extension of f to \mathbb{R}^d .

For a subset U of \mathbb{R}^d , $C(U)$ denotes the set of continuous functions on U . When U is open, a continuous function $f \in C(U)$ is said to have a **compact support** if $[f]$ is bounded and $[f] \subset U$. The set of continuous functions on U having compact supports is denoted by $C_c(U)$.

2. DEFINITE AND INDEFINITE INTEGRALS

Here we discuss definite integrals of functions of a single variable.

A **step function** is by definition a linear combination of bounded intervals in \mathbb{R} . Let $S(\mathbb{R})$ be the linear space of step functions. For a bounded interval D with $a \leq b$ endpoints, its width (or length) $b - a$ is denoted by $|D|$.

Given a finite¹ **partition** $\Delta = \{t_0 < t_1 < \dots < t_n\}$ in \mathbb{R} , open intervals $(t_0, t_1), \dots, (t_{n-1}, t_n)$ and one-point intervals $[t_0, t_0], \dots, [t_n, t_n]$ (called interval parts) are linearly independent in $S(\mathbb{R})$ and, if we denote by $\mathbb{R}\Delta$ the set of their linear spans, $\mathbb{R}\Delta$ is an algebra-lattice with the width function on interval parts in Δ linearly extended to a positive linear functional I_Δ . It is immediate to see that if Δ' is a refinement of Δ , then $\mathbb{R}\Delta \subset \mathbb{R}\Delta'$ and $I_{\Delta'}$ extends I_Δ .

Given finitely many intervals D_1, \dots, D_m , we can find a finite partition Δ so that each D_j is a sum of interval parts in Δ . Note that an interval part Δ_i of Δ satisfies $D_j \Delta_i = \Delta_i$ or 0 according to $\Delta_i \subset D_j$ (denoted by $i \prec j$) or not. Moreover we have an expression $D_j = \sum_{i \prec j} \Delta_i$ together with an obvious equality $|D_j| = \sum_{i \prec j} |\Delta_i|$.

¹We exclusively deal with finite partitions and the adjective ‘finite’ is henceforth omitted.

Lemma 2.1. The step function space $S(\mathbb{R})$ is an algebra-lattice. The width function is extended to a positive linear functional I on $S(\mathbb{R})$, which is referred to as the **width integral**.

Proof. Since interval parts in Δ are idempotents in the function algebra $\mathbb{R}^{\mathbb{R}}$, their linear combinations constitute an algebra-lattice, which is inherited from $S(\mathbb{R})$.

To see that the width function is well-extended to a positive linear functional, let $\sum_j \alpha_j D_j = \sum_k \beta_k E_k$ with D_j and E_k bounded intervals. Choose a partition Δ so that $D_j, E_k \in \mathbb{R}\Delta$. Then

$$\begin{aligned} \sum_j \alpha_j |D_j| &= \sum_{i \prec j} \alpha_j |\Delta_i| = I_{\Delta}(\sum_j \alpha_j D_j) \\ &= I_{\Delta}(\sum_k \beta_k E_k) = \sum_{i \prec k} \beta_k I_{\Delta}(\Delta_i) = \sum_k \beta_k |E_k|. \end{aligned}$$

□

The width function is now extended to a set $A \in S(\mathbb{R})$ by $|A| = I(A)$. Note that such an A is exactly a union of finitely many bounded intervals. The following is a key toward integral extensions.

Lemma 2.2. Let $\bigsqcup_{n \geq 1} D_n$ be a decomposition of an open interval (a, b) into countably many bounded intervals. Then $b - a = \sum_{n=1}^{\infty} |D_n|$.

Proof. Intuitively this seems obvious because it just prevents any leakage from the summation and you may take it for granted² to see further developments. The proof itself is, however, not difficult once you know the Heine-Borel covering theorem³:

Since $\sum_{j=1}^n D_j \leq (a, b)$ as functions on \mathbb{R} , taking the width integral gives $\sum_{j=1}^n |D_j| \leq b - a$ and then $\sum_{n \geq 1} |D_n| \leq b - a$.

To get the reverse inequality, given $\epsilon > 0$, by replacing each D_n with a slightly large open interval U_n satisfying $|U_n| \leq |D_n| + \epsilon/2^n$, we obtain an open covering (U_n) of $[a + \epsilon, b - \epsilon]$ and then find a finite subcover $(U_{n_j})_{1 \leq j \leq k}$ by the Heine-Borel (A.1) so that

$$[a + \epsilon, b - \epsilon] \leq \bigcup_{j=1}^k U_{n_j} \leq \sum_{j=1}^k |U_{n_j}|$$

²This resembles changing paths in contour integrals of complex analysis, which is intuitively obvious but not logically at all.

³The covering theorem itself is in fact established as sophistication of the proof of this lemma.

is evaluated by the width integral to get

$$b - a - 2\epsilon \leq \sum_{j=1}^k |U_{n_j}| \leq \sum_{n \geq 1} |U_n| \leq \sum_{n \geq 1} |D_n| + \sum_{n \geq 1} \frac{\epsilon}{2^n} = \sum_{n \geq 1} |D_n| + \epsilon.$$

Thus $b - a \leq \sum_{n \geq 1} |D_n| + 3\epsilon$. \square

Corollary 2.3. Monotone continuity holds for the width integral.

Proof. We first claim that, if $\bigsqcup_{n \geq 1} A_n$ is a decomposition of a set $A \in S(\mathbb{R})$ into $A_n \in S(\mathbb{R})$, then $|A| = \sum_{n=1}^{\infty} |A_n|$. In fact, A is a finite disjoint union of open intervals (a, b) and points. For points, the width integral satisfies the equality by $0 = \sum_n 0$ and, for open intervals, the assertion in the lemma gives $|(a, b)| = \sum_n |(a, b) \cap A_n|$. (Note here that $(a, b) \cap A_n$ is a disjoint union of finitely many bounded intervals.) Summing these up, we obtain the claim.

Let $(h_n)_{n \geq 1}$ be a decreasing sequence of step functions satisfying $h_n \downarrow 0$. We show that the width integral fulfills $I(h_n) \downarrow 0$.

Since both $[h_1 > 0]$ and $[h_n \leq \epsilon]h_n$ are step functions and satisfy $[h_n \leq \epsilon]h_n \leq [h_1 > 0]\epsilon$ for any $\epsilon > 0$, evaluation by the width integral gives

$$I(h_n) = I([h_n \leq \epsilon]h_n) + I([h_n > \epsilon]h_n) \leq \epsilon |[h_1 > 0]| + \|h_1\| |[h_n > \epsilon]|$$

and the continuity is reduced to showing $|[h_n > \epsilon]| \downarrow 0$ as $n \rightarrow \infty$.

To see this, we rewrite $[h_n > \epsilon] \downarrow \emptyset$ to the decomposition

$$[h_m > \epsilon] = \bigsqcup_{n \geq m} \left([h_n > \epsilon] \setminus [h_{n+1} > \epsilon] \right) = \bigsqcup_{n \geq m} [h_n > \epsilon] \cap [h_{n+1} \leq \epsilon]$$

for each $m \geq 1$. Since $[h_n > \epsilon]$ and $[h_n > \epsilon] \cap [h_{n+1} \leq \epsilon]$ belong to $S(\mathbb{R})$, we can apply the above claim to have

$$|[h_m > \epsilon]| = \sum_{n \geq m} |[h_n > \epsilon] \cap [h_{n+1} \leq \epsilon]|,$$

which approaches 0 as $m \rightarrow \infty$ because $\sum_{n \geq 1} |[h_n > \epsilon] \cap [h_{n+1} \leq \epsilon]| = |[h_1 > \epsilon]| < \infty$. \square

Thus the width integral on step functions is a preintegral and gives an integral system on \mathbb{R} .

To see how the above reassembling lemma is non-trivial, consider the following generalization due to Stieltjes: Let $\phi : \mathbb{R} \rightarrow \mathbb{R}$ be a (weakly) increasing function. Remark first that jumping points c satisfying $\phi(c-$

$0) < \phi(c + 0)$ are countable because given a finite interval $[a, b]$ $\{c \in [a, b]; \phi(c + 0) - \phi(c - 0) \geq 1/n\}$ is a finite set for every $n = 1, 2, \dots$

Now the Stieltjes mass is assigned to finite interval parts by

$$|(a, b)|_\phi = \phi(b - 0) - \phi(a + 0), \quad |\{c\}|_\phi = \phi(c + 0) - \phi(c - 0)$$

and linearly extended to a positive functional I_ϕ on $S(\mathbb{R})$, which is called the **Stieltjes integral**. Note here that values at jumping points are irrelevant in this construction and it is customary to impose left or right continuity on ϕ so that ϕ is uniquely determined from the Stieltjes integral.

We here claim that, given a decomposition $R = \sqcup R_j$ of a bounded interval R into a countable sequence (R_j) of subintervals,

$$|R|_\phi = \sum_j |R_j|_\phi.$$

Again non-trivial is the inequality $|R|_\phi \leq \sum_j |R_j|_\phi$.

For a bounded non-open interval, we can move boundary points slightly outer to make it open but the Stieltjes mass difference remain small. This is possible from the limiting definition of the Stieltjes mass: Let $R_j = (a_j, b_j]$ for example. Then

$$|R_j|_\phi = \lim_{\epsilon \rightarrow +0} (\phi(b_j + \epsilon) - \phi(a_j + 0)) = \lim_{\epsilon \rightarrow +0} |(a_j, b_j + \epsilon)|_\phi.$$

Consequently, given $\epsilon > 0$, we can find an open set R_j^ϵ including R_j so that $|R_j^\epsilon|_\phi \leq |R_j|_\phi + \epsilon/2^j$ (we take $R_j^\epsilon = R_j$ if R_j is open).

First consider $R = [a, b]$. By the Heine-Borel covering theorem (A.1), for a sufficiently large $n \geq 1$, $R \subset \bigcup_{j=1}^n R_j^\epsilon \leq \sum_{j=1}^n R_j^\epsilon$ and hence

$$|R|_\phi = I_\phi(R) \leq \sum_{j=1}^n I_\phi(R_j^\epsilon) = \sum_{j=1}^n |R_j^\epsilon|_\phi \leq \sum_{j=1}^n (|R_j|_\phi + \epsilon/2^j) \leq \sum_{j=1}^n |R_j|_\phi + \epsilon.$$

Since $\epsilon > 0$ is arbitrary, this gives $|R|_\phi \leq \sum_j |R_j|_\phi$ and the claim holds.

When $R = (a, b)$, add $\{a\}$, $\{b\}$ to (R_j) and apply the reassembling formula for $[a, b]$ to have

$$|\{a\}|_\phi + |\{b\}|_\phi + |(a, b)|_\phi = |[a, b]|_\phi = |\{a\}|_\phi + |\{b\}|_\phi + \sum_{j=1}^{\infty} |R_j|_\phi,$$

which shows that the claim is true for $R = (a, b)$. Similarly for $R = [a, b]$ and $R = (a, b)$.

Once the reassembling formula for mass is established, we can repeat the argument in Corollary 2.3 to see that I_ϕ is continuous, i.e., the Stieltjes integral is a preintegral on $S(\mathbb{R})$.

Remark 3. In contrast to Stieltjes integrals, values on finitely many points are irrelevant in the width integral. Based on this fact, it is often convenient to work with open-closed intervals (or closed-open intervals) instead of full intervals as witnessed in the Cauchy-Riemann-Darboux approach afterward.

Next we enlarge a linear lattice L by monotone sequential limits as a preparation to integral extensions.

Definition 2.4. Given a linear lattice L on X , we set

$$\begin{aligned} L_{\uparrow} &= \{f : X \rightarrow (-\infty, \infty]; \exists \text{ a sequence } f_n \in L, f_n \uparrow f\}, \\ L_{\downarrow} &= \{f : X \rightarrow [-\infty, \infty); \exists \text{ a sequence } f_n \in L, f_n \downarrow f\} \end{aligned}$$

and $L_{\uparrow}^+ = \{f \in L_{\uparrow}; f \geq 0\}$. Functions in L_{\uparrow} (L_{\downarrow}) are referred to as **upper** (**lower**) functions respectively.

Notice that any monotone sequence (f_n) in L has a limit in L_{\uparrow} , where the notation L_{\uparrow} is used to stand for L_{\uparrow} or L_{\downarrow} . For $L = S(\mathbb{R})$, we write $S_{\uparrow}(\mathbb{R})$ instead of L_{\uparrow} .

The following are immediate from these definitions.

Proposition 2.5.

- (i) $L_{\downarrow} = -L_{\uparrow}$ and $L \subset L_{\uparrow} \cap L_{\downarrow}$.
- (ii) L_{\uparrow} are semilinear lattices in the sense that, for $\alpha, \beta \in \mathbb{R}_+$ and $f, g \in L_{\uparrow}$, we have $\alpha f + \beta g, f \vee g, f \wedge g \in L_{\uparrow}$. Consequently $L_{\uparrow} \cap L_{\downarrow}$ is a linear lattice.
- (iii) Moreover if L is an algebra (i.e., being closed under multiplication), $L_{\uparrow}^+ L_{\uparrow}^+ \subset L_{\uparrow}^+$ and $L_{\uparrow} \cap L_{\downarrow}$ is also an algebra. Here we adopt the convention that

$$r \cdot \infty = \begin{cases} \infty & (0 < r \leq \infty) \\ 0 & (r = 0) \end{cases}$$

in the multiplication of $L_{\uparrow}^+ L_{\uparrow}^+$.

Proof. (i) and (ii) are immediate from the definition.

(iii) Let $f, g \in L_{\uparrow}^+$ and choose sequences (f_n) and (g_n) in L^+ so that $f_n \uparrow f$ and $g_n \uparrow g$. Then $(f_n g_n)$ is an increasing sequence in L^+ and $f_n g_n \uparrow fg$ under the convention that $0 \cdot \infty = 0$, i.e., $fg \in L_{\uparrow}^+$.

Since $L_{\uparrow} \cap L_{\downarrow}$ is a linear lattice, each element in $L_{\uparrow} \cap L_{\downarrow}$ is a difference of two positive functions in $L_{\uparrow} \cap L_{\downarrow}$ and multiplicativity of $L_{\uparrow} \cap L_{\downarrow}$ is reduced to showing that $fg \in L_{\uparrow} \cap L_{\downarrow}$ for positive functions f, g in $L_{\uparrow} \cap L_{\downarrow}$. As $fg \in L_{\uparrow}^+$ being already checked, the problem is further reduced to showing that $fg \in L_{\downarrow}$. This time we choose (f_n) and (g_n) in L so that $f_n \downarrow f$ and $g_n \downarrow g$. Note here that $f_n, g_n \in L^+$ because f

and g are positive functions. Thus $(f_n g_n)$ is a decreasing sequence in L^+ and $f_n g_n \downarrow fg$, i.e., $fg \in L_\downarrow$. \square

Exercise 4. Check the properties in (i) and (ii).

We say that a function $f : \mathbb{R} \rightarrow \mathbb{R}$ is doubly bounded if it is bounded and has a bounded support.

Lemma 2.6.

- (i) For $f \in S_\uparrow(\mathbb{R})$, $0 \diamond f$ is doubly bounded. Consequently functions in $S_\uparrow(\mathbb{R}) \cap S_\downarrow(\mathbb{R})$ are doubly bounded as well.
- (ii) A function $f : \mathbb{R} \rightarrow [0, \infty)$ belongs to $S_\uparrow(\mathbb{R})$ if it is continuous on an open interval (a, b) and satisfies $(a, b)f = f$. Here $-\infty \leq a < b \leq \infty$.

Proof. Non-trivial is (ii). Choose $a_n \downarrow a$ and $b_n \uparrow b$ so that $[a_n, b_n] \subset (a, b)$. By using positivity of f and dividing (a, b) into subintervals finer and finer, we can find a double sequence $f_{n,k}$ in $S^+(\mathbb{R})$ so that $f_{n,k} = [a_n, b_n]f_{n+1,k}$, $f_{n,k} \leq f_{n,k+1}$ and $\lim_{k \rightarrow \infty} f_{n,k} = [a_n, b_n]f$ thanks to the Darboux approximation (see the end of this section) based on uniform continuity of $[a_n, b_n]f$.

Now the diagonal sequence $f_n = f_{n,n}$ in $S^+(\mathbb{R})$ satisfies $f_n \uparrow f$ and we are done. \square

Corollary 2.7. If f is a doubly bounded function having finitely many points of discontinuity, then $f \in S_\uparrow(\mathbb{R}) \cap S_\downarrow(\mathbb{R})$.

Proof. By assumption, we can choose a partition $a = t_0 < t_1 < \dots < t_l = b$ so that $(a, b)f = f$ and the points of discontinuity of f are contained in $\{t_0, \dots, t_n\}$. Then, in the expression

$$(a, b)(f + \|f\|) = \sum_{j=0}^{l-1} (t_j, t_{j+1})(f + \|f\|) + \sum_{j=0}^l [t_j, t_j](f(t_j) + \|f\|),$$

we apply (ii) to see that it belongs to $S_\uparrow(\mathbb{R})$, whence $f \in S_\uparrow(\mathbb{R})$ as a sum of $(a, b)(f + \|f\|)$ and $-(a, b)\|f\| \in S(\mathbb{R}) \subset S_\uparrow(\mathbb{R})$.

Likewise, $-f \in S_\uparrow(\mathbb{R})$, i.e., $f \in S_\downarrow(\mathbb{R})$. \square

Lots of functions belong to $S_\uparrow \cup S_\downarrow$ but of course not always.

Example 2.8.

- (i) We see $(0, r)(\pm 1 + \sin(1/x)) \in S_\uparrow(\mathbb{R})$ for $0 < r \leq \infty$ and then $(0, r)\sin(1/x) \in S_\uparrow(\mathbb{R}) \cap S_\downarrow(\mathbb{R})$ for $0 < r < \infty$.
- (ii) Let C be a dense subset of an open (non-empty) interval (a, b) and assume that $(a, b) \setminus C$ is also dense in (a, b) . Then neither $S_\uparrow(\mathbb{R})$ nor $S_\downarrow(\mathbb{R})$ contains C as an indicator function.

In fact, let (f_n) be a decreasing sequence in $S(\mathbb{R})$ satisfying $C \leq f_n$ ($n \geq 1$). Since f_n is continuous except for finitely many points, the density of C in (a, b) is used to see $f_n \geq (a, b) \geq C$ but $C \neq (a, b)$, showing that $C \neq \lim f_n$ and hence $C \notin S_\downarrow(\mathbb{R})$.

Likewise, $(a, b) \setminus C \notin S_\downarrow(\mathbb{R})$, i.e., $C - (a, b) = -((a, b) \setminus C) \notin S_\uparrow(\mathbb{R})$ and then $C = (a, b) + (C - (a, b)) \notin S_\uparrow(\mathbb{R})$ in view of $(a, b) \in S(\mathbb{R})$.

- (iii) Both $\sin x$ and $x/(1 + |x|)$ do not belong to $S_\uparrow(\mathbb{R}) \cup S_\downarrow(\mathbb{R})$ simply because their positive and negative parts are not doubly bounded.

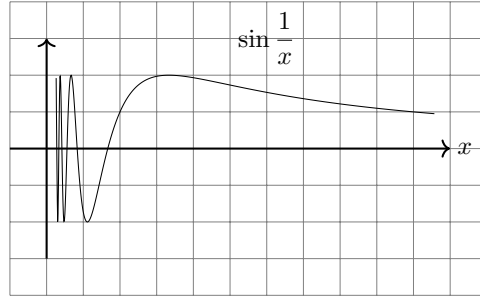


FIGURE 2. Rapid Oscillation

Exercise 5. Any countable dense subset of (a, b) satisfies the condition in (ii). Hint: (a, b) is not countable.

Exercise 6. For a sequence (a_n) satisfying $a_n > a_{n+1}$ ($n \geq 1$) and $a_n \downarrow 0$, show that a comb function $\sum_{n \geq 1} [a_{2n}, a_{2n-1}]$ is in $S_\uparrow(\mathbb{R}) \cap S_\downarrow(\mathbb{R})$.

Exercise 7. A monotone (increasing or decreasing) function $f : \mathbb{R} \rightarrow [-\infty, \infty]$ belongs to $S_\uparrow(\mathbb{R})$ if and only if $\pm f \geq 0$. Hint: Level approximation in Appendix D.

Remark 4. We notice that so many functions belong to “ $S_\uparrow(\mathbb{R}) - S_\downarrow(\mathbb{R})$ ” but a big issue here is that $f_\uparrow - f_\uparrow$ ($f_\uparrow \in S_\uparrow(\mathbb{R})$) is not always well-defined due to the possibility $\infty - \infty$. Later we discuss a remedy for this.

We shall now extend a preintegral I from L to L_\uparrow .

Lemma 2.9. Let $(f_n), (g_n)$ be increasing sequences in a linear lattice L satisfying the inequality

$$\lim_n f_n \leq \lim_n g_n$$

as $(-\infty, \infty]$ -valued limit functions (neither $\lim_n f_n$ nor $\lim_n g_n$ being assumed to be in L). Then we have

$$\lim_n I(f_n) \leq \lim_n I(g_n).$$

Proof. From the assumption, $f_m \leq \lim_{n \rightarrow \infty} g_n$ and hence $f_m = \lim_{n \rightarrow \infty} f_m \wedge g_n$. By applying the continuity of I to $(f_m - f_m \wedge g_n) \downarrow 0$, we have

$$I(f_m) = \lim_{n \rightarrow \infty} I(f_m \wedge g_n) \leq \lim_{n \rightarrow \infty} I(g_n)$$

and then the limit on m gives the assertion. \square

Definition 2.10. The previous lemma allows us to define a functional $I_\uparrow : L_\uparrow \rightarrow (-\infty, \infty]$ by

$$I_\uparrow(f) = \lim_{n \rightarrow \infty} I(f_n), \quad f_n \uparrow f, \quad f_n \in L.$$

Likewise, $I_\downarrow : L_\downarrow \rightarrow [-\infty, \infty)$ is defined by

$$I_\downarrow(f) = \lim_{n \rightarrow \infty} I(f_n), \quad f_n \downarrow f, \quad f_n \in L.$$

Here are immediate properties of these extensions:

Proposition 2.11.

- (i) $I_\downarrow(-f) = -I_\uparrow(f)$ for $f \in L_\uparrow$ (recall that $-L_\uparrow = L_\downarrow$).
- (ii) Functionals I_\uparrow and I_\downarrow coincide on $L_\uparrow \cap L_\downarrow$ and extend I , i.e., $I_\uparrow(f) = I_\downarrow(f) \in \mathbb{R}$ for $f \in L_\uparrow \cap L_\downarrow$ and $I_\uparrow(f) = I(f) = I_\downarrow(f)$ for $f \in L$.
- (iii) Functionals I_\uparrow and I_\downarrow are semilinear, i.e., for $\alpha, \beta \in \mathbb{R}_+$ and $f, g \in L_\uparrow$,

$$I_\uparrow(\alpha f + \beta g) = \alpha I_\uparrow(f) + \beta I_\uparrow(g).$$

- (iv) If $f, g \in L_\uparrow$ satisfy $f \leq g$, then $I_\uparrow(f) \leq I_\uparrow(g)$.

Thus I_\uparrow (I_\uparrow or I_\downarrow) is a positive functional on the linear lattice $L_\uparrow \cap L_\downarrow$.

Proof. We just indicate the coincidence in (ii): If $g_n \uparrow f$ and $h_n \downarrow f$ with $g_n, h_n \in L$, then $h_n - g_n \downarrow 0$ and hence $I(h_n) - I(g_n) \downarrow 0$ by continuity of I . Thus $I_\uparrow(f) = \lim I(g_n) = \lim I(h_n) = I_\downarrow(f)$. \square

Exercise 8. Check other properties.

The monotone extensions are now applied to the width integral, which are conventionally denoted by

$$\int f(t) dt \in \mathbb{R} \cup \{\pm\infty\} \quad (f \in S_\uparrow(\mathbb{R})).$$

Here arises no ambiguity thanks to the coincidence $I_\uparrow = I_\downarrow$ on $S_\uparrow(\mathbb{R}) \cap S_\downarrow(\mathbb{R})$. Note that it gives a positive linear functional on $S_\uparrow(\mathbb{R}) \cap S_\downarrow(\mathbb{R})$.

Now let $[a, b]$ be a closed interval and $f : \mathbb{R} \rightarrow \mathbb{R}$ satisfy

$$[a, b]f \in S_{\uparrow}(\mathbb{R}) \cap S_{\downarrow}(\mathbb{R}) \iff (a, b)f \in S_{\uparrow}(\mathbb{R}) \cap S_{\downarrow}(\mathbb{R}).$$

The integral of $[a, b]f$ is called the **definite integral** of f on $[a, b]$ and denoted by

$$\int_a^b f(t) dt.$$

The definite integral is clearly linear and monotone in f , whence it satisfies the integral inequality:

$$\left| \int_a^b f(t) dt \right| \leq \int_a^b |f(t)| dt \leq (b - a) \|f\|_{[a, b]}.$$

Consequently, if a sequence (f_n) and f satisfy $[a, b]f_n \in S_{\uparrow}(\mathbb{R}) \cap S_{\downarrow}(\mathbb{R})$, $[a, b]f \in S_{\uparrow}(\mathbb{R}) \cap S_{\downarrow}(\mathbb{R})$ and $[a, b]f_n \rightarrow [a, b]f$ uniformly on $[a, b]$, then

$$\lim_{n \rightarrow \infty} \int_a^b f_n(t) dt = \int_a^b f(t) dt.$$

In the definition of definite integral, we may use other types of intervals, say $(a, b]$, as well because functions supported by finite sets belong to $S_{\uparrow}(\mathbb{R}) \cap S_{\downarrow}(\mathbb{R})$ with their integrals equal to zero.

The definite integral is additive on supporting intervals: If $a \leq c \leq b$, $[a, b]f \in S_{\uparrow}(\mathbb{R}) \cap S_{\downarrow}(\mathbb{R})$ if and only if $[a, c]f$ and $[c, b]f$ belong to $S_{\uparrow}(\mathbb{R}) \cap S_{\downarrow}(\mathbb{R})$. Moreover, if this is the case, we have

$$\int_a^b f(t) dt = \int_a^c f(t) dt + \int_c^b f(t) dt.$$

In accordance with this additivity, it is then customary to write

$$\int_b^a f(t) dt = - \int_a^b f(t) dt.$$

Example 2.12.

- (i) Any function f which is continuous on $[a, b]$ admits the definite integral $\int_a^b f(t) dt$ by Corollary 2.7.
- (ii) For $r \in \mathbb{R}$, the translated function $g(t) = f(t - r)$ satisfies $[a+r, b+r]g \in S_{\uparrow}(\mathbb{R}) \cap S_{\downarrow}(\mathbb{R})$ if and only if $[a, b]f \in S_{\uparrow}(\mathbb{R}) \cap S_{\downarrow}(\mathbb{R})$, and in this case

$$\int_a^b f(t) dt = \int_{a+r}^{b+r} f(t - r) dt.$$

Example 2.13. Let $f(t) = \sin(1/t)$ for $t \neq 0$ and assign any value at $t = 0$. Then $[a, b]f \in S_{\uparrow}(\mathbb{R}) \cap S_{\downarrow}(\mathbb{R})$ for every bounded $[a, b] \subset \mathbb{R}$ by Corollary 2.7 and the definite integral $\int_a^b f(t) dt$ is well-defined.

Exercise 9. For $r > 0$, $[ra, rb]f \in S_{\uparrow}(\mathbb{R}) \cap S_{\downarrow}(\mathbb{R})$ if and only if the scaled function $g(t) = f(rt)$ satisfies $[a, b]g \in S_{\uparrow}(\mathbb{R}) \cap S_{\downarrow}(\mathbb{R})$. Moreover, if this is the case,

$$\int_a^b f(rt) dt = \frac{1}{r} \int_{ra}^{rb} f(t) dt.$$

Next an **indefinite integral** of f is a function of x defined by

$$\int_a^x f(t) dt$$

with a a preassigned point and $x \in \mathbb{R}$ satisfying $[a, x]f \in S_{\uparrow}(\mathbb{R}) \cap S_{\downarrow}(\mathbb{R})$. The difference of indefinite integrals is therefore a constant function and indefinite integrals of f are determined up to additive constants.

Example 2.14. For a function $f \in S_{\uparrow}(\mathbb{R}) \cap S_{\downarrow}(\mathbb{R})$, the indefinite integral $\int_a^x f(t) dt$ is everywhere defined for any $a \in \mathbb{R}$ and is locally constant outside the support $[f]$ of f . In particular, the indefinite integral is constant for a sufficiently large $|x|$.

The following, known as the fundamental theorem in calculus, is literally of fundamental importance.

Theorem 2.15. An indefinite integral is a continuous function and, if $f(t)$ is continuous at $t = c$, it is differentiable at $x = c$ in such a way that

$$\frac{d}{dx} \int_a^x f(t) dt = f(c).$$

Proof. Continuity of an indefinite integral of f follows from the integral inequality

$$\left| \int_x^y f(t) dt \right| \leq |x - y| \|f\|_{[x,y]}$$

in view of local boundedness of f .

For $\delta > 0$, if x satisfies $|x - c| \leq \delta$,

$$\begin{aligned} \left| \frac{1}{x - c} \left(\int_a^x f(t) dt - \int_a^c f(t) dt \right) - f(c) \right| &= \left| \frac{1}{x - c} \int_c^x (f(t) - f(c)) dt \right| \\ &\leq \|f - f(c)\|_{[c-\delta, c+\delta]}, \end{aligned}$$

which converges to 0 as $\delta \rightarrow +0$ by continuity of $f(x)$ at $x = c$. \square

Corollary 2.16. If f is continuous on an open interval (a, b) , it admits a primitive function F in such a way that

$$\int_x^y f(t) dt = F(y) - F(x) \equiv [F(t)]_x^y$$

for any $[x, y] \subset (a, b)$.

Recall that a **primitive function** of a function f defined on an open interval (a, b) is a differentiable function F on (a, b) satisfying $F' = f$. Also recall that primitive functions of f are unique up to additive constants.

Proof. As functions of y (x being fixed), both sides are primitive functions of f and coincide at $y = x$. \square

Example 2.17. Given $\alpha \geq 0$, consider a function $f_\alpha(t)$ of $t \in \mathbb{R}$ defined by

$$f_\alpha(t) = \begin{cases} t^\alpha & (t > 0), \\ 0 & (t \leq 0), \end{cases}$$

which is continuous for $\alpha > 0$ but has discontinuity at $t = 0$ for $\alpha = 0$. In either case, indefinite integrals are defined everywhere and given by continuous functions

$$\int_0^x f_\alpha(t) dt = \begin{cases} x^{\alpha+1}/(\alpha+1) & (x > 0), \\ 0 & (x \leq 0), \end{cases}$$

which are differentiable and give primitive functions of f_α for $\alpha > 0$ but not for $\alpha = 0$ (no primitive function of f_0 exists).

Let a function $f : (a, b) \rightarrow \mathbb{R}$ satisfy $[x, y]f \in S_\uparrow(\mathbb{R}) \cap S_\downarrow(\mathbb{R})$ for $a < x \leq y < b$. An **improper integral** of f is defined to be

$$\int_a^b f(t) dt = \lim_{(x,y) \rightarrow (a,b)} \int_x^y f(t) dt = \lim_{x \rightarrow a+0} \int_x^c f(t) dt + \lim_{y \rightarrow b-0} \int_c^y f(t) dt$$

if limits exist. When $f \in S_\uparrow(\mathbb{R}) \cap S_\downarrow(\mathbb{R})$ and (a, b) is bounded, it is reduced to the definite integral $\int_a^b f(t) dt$. Note also that, when f is positive, it is improperly integrable if there exists an improperly integrable function g satisfying $f \leq g$ simply because $\int_x^y f(t) dt \geq$ is increasing as $x \downarrow a$, $y \uparrow b$ and bounded by $\int_a^b g(t) dt$.

Improperly integrable functions constitute a linear space with the improper integral giving a positive functional but improperly integrable functions do not form a lattice.

Related to this fact, we say that a function $f : (a, b) \rightarrow \mathbb{R}$ is absolutely integrable if $[x, y]f \in S_\uparrow(\mathbb{R}) \cap S_\downarrow(\mathbb{R})$ for $[x, y] \subset (a, b)$ and $|f|$ is improperly integrable. In that case, $f_\pm = 0 \vee (\pm f)$ as well as $f = f_+ - f_-$ are improperly integrable and satisfy the integral inequality

$$\left| \int_a^b f(x) dx \right| \leq \int_a^b |f(x)| dx.$$

The improper integral of f is said to be **absolutely convergent**. An improper integral is by definition **conditionally convergent** if it is not absolutely convergent.

Later we shall see that absolutely convergent integrals are *properly* extended to multiple integrals.

Proposition 2.18 (Frullani integral). Let a function $f : (0, \infty) \rightarrow \mathbb{R}$ satisfy $[x, y]f \in S_{\uparrow}(\mathbb{R}) \cap S_{\downarrow}(\mathbb{R})$ for $0 < x \leq y < \infty$ and assume that $f(0) = \lim_{t \rightarrow +0} f(t)$ and $f(\infty) = \lim_{t \rightarrow \infty} f(t)$ exist. Then, for $0 < a < b$, the function $\frac{f(bt) - f(at)}{t}$ is improperly integrable on $(0, \infty)$ and

$$\int_0^{\infty} \frac{f(bt) - f(at)}{t} dt = \left(f(\infty) - f(0) \right) \log \frac{b}{a}.$$

Note here that $f(at)/t$ ($x \leq t \leq y$) belongs to $S_{\uparrow}(\mathbb{R}) \cap S_{\downarrow}(\mathbb{R})$.

Proof. Take $x > 0$ small and $y \geq x$ large. Then from the scaling invariance of dt/t (Exercise 9), we have

$$\begin{aligned} \int_x^y \frac{f(bt) - f(at)}{t} dt &= \int_{bx}^{by} \frac{f(t)}{t} dt - \int_{ax}^{ay} \frac{f(t)}{t} dt \\ &= \int_{ay}^{by} \frac{f(t)}{t} dt - \int_{ax}^{bx} \frac{f(t)}{t} dt \\ &= \int_a^b \frac{f(ty)}{t} dt - \int_a^b \frac{f(tx)}{t} dt. \end{aligned}$$

Since $\lim_{y \rightarrow \infty} f(ty) = f(\infty)$ and $\lim_{x \rightarrow +0} f(tx) = f(0)$ uniformly in $t \in [a, b]$,

$$\begin{aligned} \lim_{(x,y) \rightarrow (0,\infty)} \int_x^y \frac{f(bt) - f(at)}{t} dt &= \int_a^b \frac{f(\infty)}{t} dt - \int_a^b \frac{f(0)}{t} dt \\ &= \left(f(\infty) - f(0) \right) \log \frac{b}{a}. \end{aligned}$$

□

Here is a practical formula to compute improper integrals (including proper ones):

Theorem 2.19. Let f be continuous on (a, b) with F its primitive function. Then f is improperly integrable if and only if $F(a+0) = \lim_{t \rightarrow a+0} F(t)$ and $F(b-0) = \lim_{t \rightarrow b-0} F(t)$ exist. Moreover, if this is the case, we have

$$\int_a^b f(t) dt = F(b-0) - F(a+0).$$

Example 2.20. For $r > 0$,

$$\int_1^\infty \frac{1}{t^r} dt = \begin{cases} 1/(r-1) & \text{if } r > 1, \\ \infty & \text{otherwise.} \end{cases}$$

$$\int_0^1 \frac{1}{t^r} dt = \begin{cases} 1/(1-r) & \text{if } r < 1, \\ \infty & \text{otherwise.} \end{cases}$$

$$\int_0^\infty t^n e^{-rt} dt = \frac{n!}{r^{n+1}} \quad (r > 0, n = 0, 1, 2, \dots).$$

For the existence of absolutely convergent improper integrals, the following gives a useful criterion.

Proposition 2.21. If continuous functions f and φ defined on an open interval (a, b) satisfy $|f| \leq \varphi$ with the integral $\int_a^b \varphi(t) dt$ convergent (a and b can be $\pm\infty$), then $\int_a^b f(t) dt$ is absolutely convergent and satisfies

$$\left| \int_a^b f(t) dt \right| \leq \int_a^b \varphi(t) dt.$$

Proof. By Lemma 2.6 (ii), $[x, y]f \in S_\uparrow(\mathbb{R}) \cap S_\downarrow(\mathbb{R})$ and the definite integral $\int_x^y |f(t)| dt$ has a meaning so that it increases when $x \downarrow a$ and $y \uparrow b$, which is combined with

$$\int_x^y |f(t)| dt \leq \int_x^y \varphi(t) dt \leq \int_a^b \varphi(t) dt < \infty$$

to see that the improper integral of $|f|$ as well as f exists and satisfies

$$\left| \int_a^b f(t) dt \right| \leq \int_a^b |f(t)| dt \leq \int_a^b \varphi(t) dt.$$

□

Example 2.22. Primitive functions of $\sin(1/x)$ on $\pm(0, \infty)$ are continuous at $x = \pm 0$. In fact, on $\pm(0, r)$, $|\sin(1/t)| \leq 1$ and we have $|\int_0^x \sin(1/t) dt| \leq |x| \rightarrow 0$ as $x \rightarrow 0$.

Example 2.23. The improper integral (called **gamma function**)

$$\Gamma(s) = \int_0^\infty t^{s-1} e^{-t} dt$$

exists for $s > 0$. Use $t^{s-1} e^{-s} \leq (0, 1]t^{s-1} + (1, \infty)M_s e^{-t/2}$ with $M_s = \sup\{t^{s-1} e^{-t/2}; t \geq 1\} < \infty$.

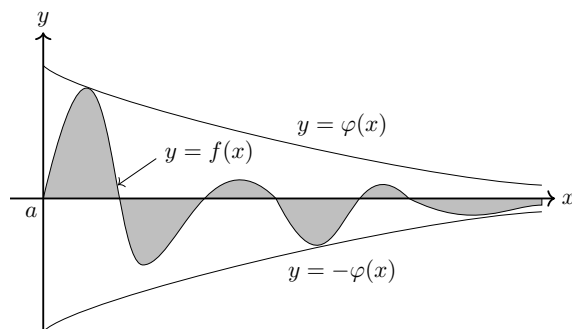


FIGURE 3. Dominated Integral

Exercise 10. Relate the Gaussian integral

$$\int_0^\infty t^n e^{-t^2} dt \quad (n = 0, 1, 2, \dots)$$

to the gamma function.

Example 2.24. As a typical example of conditionally convergent integrals, we pick up $\int_0^\infty \frac{\sin x}{x} dx$. Here the integrand is continuous (even analytic) at $x = 0$ and the integral is improper only at $x = \infty$. The integral value turns out to be $\pi/2$ as seen later with the help of repeated integrals, complex analysis or Fourier analysis.

To see the convergence, we use integration by parts to have

$$\int_0^{2a} \frac{\sin x}{x} dx = \int_0^a \frac{\sin(2x)}{x} dx = \int_0^a \left(\frac{\sin x}{x}\right)^2 dx + \left[\frac{(\sin x)^2}{x}\right]_0^a,$$

where the last expression approaches the absolutely convergent integral $\int_0^\infty (\sin x/x)^2 dx$ (Proposition 2.21) as $a \rightarrow \infty$.

It is, however, not absolutely convergent because

$$\begin{aligned} \int_0^\infty \frac{|\sin x|}{x} dx &= \sum_{n=1}^\infty \int_{\pi(n-1)}^{\pi n} \frac{|\sin x|}{x} dx \\ &\geq \sum_{n=1}^\infty \frac{1}{\pi n} \int_{\pi(n-1)}^{\pi n} |\sin x| dx = \sum_{n=1}^\infty \frac{2}{\pi n} = \infty. \end{aligned}$$

Exercise 11. Compute $\int_0^\infty \frac{(\sin x)^{2n}}{x} dx$ for $n = 1, 2, \dots$

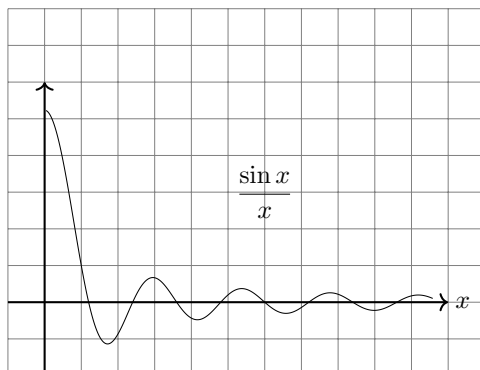


FIGURE 4. Sinc Function

Exercise 12. Show that the Fresnel integrals

$$\int_0^{\infty} \cos t^2 dt, \quad \int_0^{\infty} \sin t^2 dt$$

have meanings as improper integrals. Hint: Change the integral variable to $t = \sqrt{x}$ and then try the same trick as in the above example. We shall show afterwards that their values⁴ are $\sqrt{\pi/8}$ by computing a double integral relative to polar coordinates.

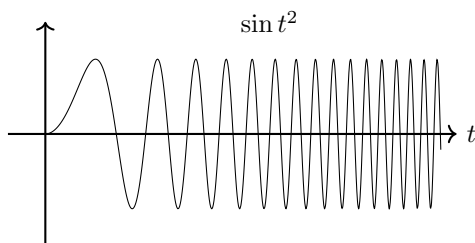


FIGURE 5. Fresnel Integral

Here are more amusing examples of improper integrals.

Example 2.25. $\int_0^{\infty} \frac{\sin^3 x}{x^2} dx = \frac{3}{4} \log 3$.

This improper integral is absolutely convergent and the expression

$$\frac{1}{4} \int_0^{\infty} \frac{3 \sin x - \sin(3x)}{x^2} dx$$

allows us to apply the Frullani integral for $f(t) = (\sin t)/t$ with $a = 1$ and $b = 3$ to get the value.

⁴A quick way to compute the value is to change the variable to $t = se^{i\pi/4}$ and apply Cauchy's integral theorem.

Example 2.26 (Euler). $I = \int_0^{\pi/2} \log(\sin x) dx = -\frac{\pi}{2} \log 2$.

First observe that the integral is improper at the boundary $x = 0$ and is absolutely convergent.

From the translational invariance $I = \int_{\pi/2}^{\pi} \log(\sin x) dx$ and the reflection invariance $I = \int_0^{\pi/2} \log(\cos x) dx$,

$$\begin{aligned} I &= \frac{1}{2} \int_0^{\pi} \log(\sin x) dx = \int_0^{\pi/2} \log(\sin(2x)) dx \text{ (scale is modified by 2)} \\ &= \int_0^{\pi/2} \log 2 dx + \int_0^{\pi/2} \log(\sin x) dx + \int_0^{\pi/2} \log(\cos x) dx \\ &= \frac{\pi}{2} \log 2 + 2I. \end{aligned}$$

Exercise 13. With the help of $\sin x \geq 2x/\pi$ ($0 \leq x \leq \pi/2$) show the absolute convergence of $\int_0^{\pi/2} \log(\sin x) dx$.

Theorem 2.27 (Continuity in Laplace Transform). Let $f : (0, \infty) \rightarrow \mathbb{R}$ be a continuous⁵ function for which $\int_0^{\infty} f(t) dt$ exists as an improper integral. Then $e^{-rt} f(t)$ ($r > 0$) is an improperly integrable function of $t > 0$ and the **Laplace transform** $\int_0^{\infty} e^{-rt} f(t) dt$ of f is a continuous function of $r > 0$ satisfying

$$\lim_{r \rightarrow +0} \int_0^{\infty} e^{-rt} f(t) dt = \int_0^{\infty} f(t) dt.$$

Proof. We first consider the case that f is continuous on $(0, \infty)$. Let $F(x) = -\int_x^{\infty} f(t) dt$ ($x > 0$) be a primitive function of f satisfying

$\lim_{x \rightarrow \infty} F(x) = 0$ and $\lim_{x \rightarrow +0} F(x) = -\int_0^{\infty} f(t) dt$ at boundaries. Then $(F(t)e^{-rt})' = f(t)e^{-rt} - rF(t)e^{-rt}$, which is integrated to get

$$\int_x^y e^{-rt} f(t) dt = e^{-rx} \int_x^{\infty} f(t) dt - e^{-ry} \int_y^{\infty} f(t) dt + r \int_x^y e^{-rt} F(t) dt.$$

Since the last integrand is absolutely integrable on $(0, \infty)$ by Proposition 2.21, we can take the limit $x \rightarrow +0$, $y \rightarrow \infty$ to have

$$\int_0^{\infty} e^{-rt} f(t) dt - \int_0^{\infty} f(t) dt = r \int_0^{\infty} e^{-rt} F(t) dt.$$

⁵Continuity of f is relaxed to the property that $[x, y]f \in S_{\uparrow} \cap S_{\downarrow}$ for $[x, y] \subset (0, \infty)$ (see Proposition 7.8).

To see the parametric behavior of the right hand side as $r \rightarrow +0$, we split the integral domain at some $R > 0$ and estimate partial terms by

$$\begin{aligned} r \int_0^R e^{-rt} |F(t)| dt &\leq rR \sup_{t>0} |F(t)|, \\ r \int_R^\infty e^{-rt} |F(t)| dt &\leq e^{-rR} \sup_{t \geq R} |F(t)| \leq \sup_{t \geq R} |F(t)|. \end{aligned}$$

We first take R large enough so that the second term is small and then choose $r > 0$ small enough so that rR is small. In total, the right hand side turns out to converge to 0 as $r \rightarrow +0$.

For the parametric continuity, we show that $\int_0^\infty e^{-rt} F(t) dt$ is continuous in $r > 0$. To see this, let $r, s \geq \delta > 0$ and estimate an absolutely convergent integral $\int_0^\infty (e^{-rt} - e^{-st}) F(t) dt$ by

$$\begin{aligned} \int_0^\infty |e^{-rt} - e^{-st}| |F(t)| dt &\leq \sup_{x>0} |F(x)| \int_0^\infty |e^{-rt} - e^{-st}| dt \\ &= \sup_{x>0} |F(x)| \int_0^\infty dt \left| \int_r^s te^{-ut} du \right| \\ &\leq \sup_{x>0} |F(x)| \int_0^\infty dt te^{-\delta t} |r - s| \\ &= \sup_{x>0} |F(x)| \frac{|r - s|}{\delta^2}. \end{aligned}$$

□

Darboux Approximation Originally integral was invented as a limit-sum of infinitesimals, which was necessary and useful in mathematical modelling of differential objects. We shall here describe our definite integrals according to historical developments due to Cauchy, Riemann and Darboux. Instead of somewhat mysterious notion of infinitesimals, we work with partitioning of an interval and make the size of interval parts smaller and smaller.

Consider a continuous function f defined on a bounded closed interval $[a, b]$ and regard it as a function on \mathbb{R} by zero-extension.

For a partition $\Delta = \{a = x_0 < x_1 < \cdots < x_m = b\}$ of $[a, b]$, and a choice $\xi = (\xi_i)$ of sample points ξ_i from open subintervals (x_{i-1}, x_i) , let

$$f^\Delta = \sum_{i=1}^m (x_{i-1}, x_i) \sup f((x_{i-1}, x_i)) + \sum_{i=0}^m [x_i, x_i] f(x_i),$$

$$f_\Delta = \sum_{i=1}^m (x_{i-1}, x_i) \inf f((x_{i-1}, x_i)) + \sum_{i=0}^m [x_i, x_i] f(x_i)$$

and

$$f_{\Delta, \xi} = \sum_{i=1}^m (x_{i-1}, x_i) f(\xi_i) + \sum_{i=0}^m [x_i, x_i] f(x_i)$$

so that $f_\Delta \leq f \leq f^\Delta$ and $f_\Delta \leq f_{\Delta, \xi} \leq f^\Delta$.

Note that $f_{\Delta, \xi}$ is linear in f , whereas not for f_Δ and f^Δ , but these behave simply under a finer partition $\Delta' \supset \Delta$; $f_\Delta \leq f_{\Delta'} \leq f^{\Delta'} \leq f^\Delta$.

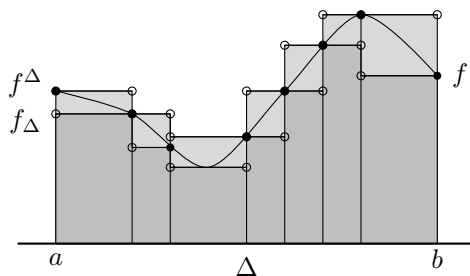


FIGURE 6. Darboux Approximation

Let $|\Delta| = \max\{x_1 - x_0, \dots, x_m - x_{m-1}\}$ be the mesh size of Δ . By uniform continuity of f on $[a, b]$,

$$C_f(\delta) = \sup\{|f(s) - f(t)|; |s - t| \leq \delta\}$$

decreases to 0 as $\delta \downarrow 0$ (Theorem A.3). On the other hand,

$$f^\Delta(x) - f_\Delta(x) = \sup\{|f(s) - f(t)|; s, t \in (x_{i-1}, x_i)\}$$

for $x \in (x_{i-1}, x_i)$ and $f^\Delta(x_i) = f(x_i) = f_\Delta(x_i)$ ($0 \leq i \leq m$) shows that $0 \leq f^\Delta - f_\Delta \leq [a, b]C_f(|\Delta|)$, which is combined with

$$|f^\Delta - f_{\Delta, \xi}| + |f_{\Delta, \xi} - f_\Delta| = f^\Delta - f_\Delta = |f^\Delta - f| + |f - f_\Delta|$$

to obtain

$$|f_{\Delta, \xi} - f| \leq |f^\Delta - f_{\Delta, \xi}| + |f^\Delta - f| \leq 2(f^\Delta - f_\Delta) \leq [a, b](2C_f(|\Delta|)).$$

Consequently, for an increasing sequence $\Delta_1 \subset \Delta_2 \subset \cdots$ of partitions satisfying $|\Delta_n| \rightarrow 0$ ($n \rightarrow \infty$), we see that $f_{\Delta_n} \uparrow f$ and $f^{\Delta_n} \downarrow f$, whence $f \in S_\uparrow(\mathbb{R}) \cap S_\downarrow(\mathbb{R})$.

Moreover, from $0 \leq I(f^\Delta) - I(f_\Delta) \leq (b-a)C_f(|\Delta|) \rightarrow 0$ ($|\Delta| \rightarrow 0$),

$$I_\uparrow(f) = \lim_{|\Delta| \rightarrow 0} I(f_\Delta) = \lim_{|\Delta| \rightarrow 0} I(f_{\Delta, \xi}) = \lim_{|\Delta| \rightarrow 0} I(f^\Delta) = I_\downarrow(f).$$

The discussion so far is now summarized as follows:

Theorem 2.28. Let $[a, b]$ be a bounded closed interval. Then $C([a, b]) \subset S_\uparrow(\mathbb{R}) \cap S_\downarrow(\mathbb{R})$ and, for $f \in C([a, b])$, both f^Δ and f_Δ converge uniformly to $[a, b]f$ when $|\Delta| \rightarrow 0$ and

$$\int_a^b f(x) dx = \lim_{|\Delta| \rightarrow 0} I(f_{\Delta, \xi}),$$

i.e., given $\epsilon > 0$, we can find $\delta > 0$ so that $|\Delta| \leq \delta$ implies $\|f^\Delta - f_\Delta\|_{[a, b]} \leq \epsilon$ and

$$\left| \int_a^b f(x) dx - I(f_{\Delta, \xi}) \right| \leq \epsilon$$

for any choice ξ of sample points in Δ .

3. MULTIPLE AND REPEATED INTEGRALS

We now develop multi-dimensional integrals as an analogue of the single-variable case: A **rectangle** is a product set in \mathbb{R}^d of bounded intervals such as $[a, b] = [a_1, b_1] \times \cdots \times [a_d, b_d]$, $(a, b) = (a_1, b_1) \times \cdots \times (a_d, b_d)$ and so on. Note that there are 4^d choices of end points.

A **step function** on \mathbb{R}^d is defined to be a linear combination of rectangles and the set $S(\mathbb{R}^d)$ of step functions on \mathbb{R}^d is an algebra-lattice.

As in the one-dimensional case, we write $L_\uparrow = S_\uparrow(\mathbb{R}^d)$ for $L = S(\mathbb{R}^d)$, which are semilinear lattices and fulfill the following properties.

Proposition 3.1.

- (i) For $f \in S_\uparrow(\mathbb{R}^d)$, $0 \diamond f$ is doubly bounded (i.e., bounded and of bounded support). Consequently functions in $S_\uparrow(\mathbb{R}^d) \cap S_\downarrow(\mathbb{R}^d)$ are doubly bounded as well.
- (ii) $S_\uparrow(\mathbb{R}^d) \cap S_\downarrow(\mathbb{R}^d)$ is an algebra-lattice (Proposition 2.5 (iii)).

Exercise 14. Check these.

Given a rectangle R , its **volume** $|R|$ is the product of relevant widths; $|(a, b)| = (b_1 - a_1) \cdots (b_d - a_d)$ for example. The volume function is then linearly extended to a positive functional I of $S(\mathbb{R}^d)$ (called the **volume integral**), which is also denoted by $I(f) = \int f(x) dx$ or simply $\int f$ to suppress integral variables.

The value $I(f)$ is also referred to as the **multiple integral** of f based on the fact that the following **repeated integral** formula holds.

$$\int f(x) dx = \int \cdots \int f(x_1, \dots, x_d) dx_1 \cdots dx_d.$$

Here the order of repetitions of single-variable integrals is irrelevant, i.e., the multiple integral is invariant under permutations of variables because the volume function is invariant under permutations.

More explicitly we have the following.

Proposition 3.2. Let f be a step function on \mathbb{R}^d .

- (i) Chosen $1 \leq j \leq d$, $f(x_1, \dots, x_j, \dots, x_d)$ belongs to $S(\mathbb{R})$ as a function of x_j (regarding $(x_1, \dots, x_{j-1}, x_{j+1}, \dots, x_d)$ as parameters) and its width integral

$$\int f(x_1, \dots, x_j, \dots, x_d) dx_j$$

belongs to $S(\mathbb{R}^{d-1})$ as a function of $(x_1, \dots, x_{j-1}, x_{j+1}, \dots, x_d)$.

- (ii) When two indices $1 \leq i < j \leq d$ are chosen, repeated integrals relative to x_i and x_j coincide:

$$\begin{aligned} \int \left(\int f(x_1, \dots, x_i, \dots, x_j, \dots, x_d) dx_i \right) dx_j \\ = \int \left(\int f(x_1, \dots, x_i, \dots, x_j, \dots, x_d) dx_j \right) dx_i. \end{aligned}$$

- (iii) The volume integral I_d on $S(\mathbb{R}^d)$ is realized by a d -times repetition of width integrals.

Proof. By linearity of integrals, it suffices to check assertions when f is (the indicator) of a rectangle R , say $(a, b] = (a_1, b_1] \times \cdots \times (a_d, b_d]$.

- (i) From definition, we have

$$\int f(x_1, \dots, x_j, \dots, x_d) dx_j = \begin{cases} b_j - a_j & \text{if } x_i \in (a_i, b_i] \text{ for } i \neq j, \\ 0 & \text{otherwise,} \end{cases}$$

which is (the indicator) of the rectangle $(a_1, b_1] \times \cdots \times (a_{j-1}, b_{j-1}] \times (a_{j+1}, b_{j+1}] \times \cdots \times (a_d, b_d]$ multiplied by $(b_j - a_j)$.

(ii) By iterating the computation in (i), we see that both of repeated integrals result in a rectangle

$$\begin{aligned} (a_1, b_1] \times \cdots \times (a_{i-1}, b_{i-1}] \times (a_{i+1}, b_{i+1}] \times \\ \cdots \times (a_{j-1}, b_{j-1}] \times (a_{j+1}, b_{j+1}] \times \cdots \times (a_d, b_d] \end{aligned}$$

multiplied by $(b_i - a_i)(b_j - a_j)$.

(iii) If the process in (ii) is iterated by d -times, we arrive at

$$\int \cdots \int f(x_1, \dots, x_d) dx_1 \dots dx_d = (b_1 - a_1) \cdots (b_d - a_d),$$

which is nothing but the volume of R . \square

Corollary 3.3. The volume integral is well-defined and the multiple integral does not depend on the repetition process.

Algebraically⁶ $S(\mathbb{R}^d)$ is identified with $S(\mathbb{R}) \otimes \cdots \otimes S(\mathbb{R})$ so that

$$(f_1 \otimes \cdots \otimes f_d)(x_1, \dots, x_d) = f_1(x_1) \dots f_d(x_d)$$

for $f_i \in S(\mathbb{R})$. Particularly a rectangle $R = R_1 \times \cdots \times R_d$ with R_i intervals is identified with $R_1 \otimes \cdots \otimes R_d$ as a function on \mathbb{R}^d and the volume integral I_d on $S(\mathbb{R}^d)$ is nothing but the tensor product $I_1^{\otimes d} = I_1 \otimes \cdots \otimes I_1$ of the width integral I_1 on $S(\mathbb{R})$. Thus, if we denote by $I^{(j)} : S(\mathbb{R}^d) \rightarrow S(\mathbb{R}^{d-1})$ the partial width integral $1 \otimes \cdots \otimes I_1 \otimes 1 \otimes \cdots \otimes 1$ on the j -th variable, then I_d is realized as a repetition of $I^{(j)}$ by d -times. Note that, in the integration notation, $I^{(j)}(f)$ takes the form

$$I^{(j)}(f)(x_1, \dots, x_{j-1}, x_{j+1}, \dots, x_d) = \int f(x_1, \dots, x_j, \dots, x_d) dx_j.$$

Multiple integrals are then continuous relative to monotone convergence because each partial integral $I^{(j)}$ is continuous (or one can repeat the one-dimensional argument based on a reassembling lemma for countably many rectangles).

The volume integral I on $S(\mathbb{R}^d)$ is thus a preintegral and we can talk about its extension I_{\uparrow} to $S_{\uparrow}(\mathbb{R}^d)$, which are permutation-invariant on variables and also denoted by $I_{\uparrow}(f) = \int f(x) dx \in \pm(-\infty, \infty]$ for $f \in S_{\uparrow}(\mathbb{R}^d)$ as in the case $d = 1$.

We can even apply the same argument in the monotone extension of I to see that each partial integral $I^{(j)}$ is monotone-continuously extended to $S_{\uparrow}(\mathbb{R}^d) \rightarrow S_{\uparrow}(\mathbb{R}^{d-1})$ and obtain the following.

Proposition 3.4. The repeated integral formula is valid even for $f \in S_{\uparrow}(\mathbb{R}^d)$, where each single-variable integral in repetition process is realized by I_{\uparrow} on $S_{\uparrow}(\mathbb{R})$.

For (bounded) continuous functions of bounded support, we can describe their integrals also by the Darboux approximation. Consider a multiple partition $\Delta = \Delta_1 \times \cdots \times \Delta_d$ of a closed rectangle $[a, b]$ with $\sharp(\Delta_j) = m_j + 1$ so that Δ_j has $m_j + 1$ points and m_j open intervals as parts. The multiple partition Δ therefore gives a decomposition

⁶See Appendix F for more on tensor products.

of $[a, b]$ into mutually disjoint $\prod_{j=1}^d (2m_j + 1)$ parts. Note that there are $\prod_{j=1}^d m_j$ open rectangles among them. Let (R_i) be the totality of these rectangular parts in Δ so that $[a, b] = \bigsqcup R_i$ and (R_i) is linearly independent in $S(\mathbb{R}^d)$.

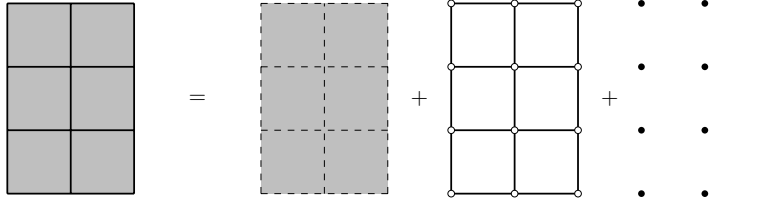


FIGURE 7. Full Decomposition

Associated with a bounded function $f : [a, b] \rightarrow \mathbb{R}$, introduce step functions on \mathbb{R}^d by

$$f^\Delta = \sum_i R_i (\sup f(R_i)), \quad f_\Delta = \sum_i R_i (\inf f(R_i))$$

and, given a family $\xi = (\xi_i \in R_i)$ of sample points, another step function by

$$f_{\Delta, \xi} = \sum_i R_i f(\xi_i) \in S(\mathbb{R}^d)$$

so that $f_\Delta \leq f \leq f^\Delta$, $f_\Delta \leq f_{\Delta, \xi} \leq f^\Delta$ and

$$I(f_{\Delta, \xi}) = \sum_i |R_i| f(\xi_i).$$

Observe here that $|R_i| = 0$ if R_i is not an open interval.

If $\Delta' = \Delta'_1 \times \cdots \times \Delta'_d$ is a refinement of Δ in the sense that $\Delta_j \subset \Delta'_j$ ($1 \leq j \leq d$), then $f_\Delta \leq f_{\Delta'} \leq f^{\Delta'} \leq f^\Delta$.

If the mesh size of Δ is defined by $|\Delta| = \sqrt{|\Delta_1|^2 + \cdots + |\Delta_d|^2}$ (the maximal diameter of parts), we see that $0 \leq f^\Delta - f_\Delta \leq [a, b] C_f(|\Delta|)$.

Example 3.5. Let $\Delta^{(l)}$ ($l \geq 1$) be the l -th dyadic partition of $[a, b]$. Then $\Delta^{(l)}$ is increasing in l and $|\Delta^{(l)}| = 2^{-l} \max\{b_j - a_j; 1 \leq j \leq d\}$.

Theorem 3.6. For a closed rectangle $[a, b]$ in \mathbb{R}^d , the following holds.

- (i) $C([a, b]) \subset S_\uparrow(\mathbb{R}^d) \cap S_\downarrow(\mathbb{R}^d)$ by zero-extension.
- (ii) If $f \in C([a, b])$, $\lim_{|\Delta| \rightarrow 0} \|f^\Delta - f_\Delta\|_{[a, b]} = 0$ and the Cauchy-Riemann formula

$$\int_{[a, b]} f(x) dx \equiv I_\uparrow(f) = \lim_{|\Delta| \rightarrow 0} I(f_{\Delta, \xi}) = \lim_{|\Delta| \rightarrow 0} \sum_i |R_i| f(\xi_i)$$

holds, i.e., given $\epsilon > 0$, we can find $\delta > 0$ so that $|\Delta| \leq \delta$ implies $\|f^\Delta - f_\Delta\|_{[a,b]} \leq \epsilon$ and $|I_\uparrow(f) - I(f_{\Delta,\xi})| \leq \epsilon$ for any choice $\xi = (\xi_i)$ of sample points.

- (iii) Each partial integral $I^{(j)}$ ($1 \leq j \leq d$) gives rise to a linear map $C([a, b]) \rightarrow C([a, b]_j)$, where

$$[a, b]_j = [a_1, b_1] \times \dots \times [a_{j-1}, b_{j-1}] \times [a_{j+1}, b_{j+1}] \times \dots \times [a_d, b_d],$$

so that each single-variable integral in the repeated integral formula of I_\uparrow for the volume integral in Proposition 3.4 is described as a width integral on $C([a_j, b_j]) \subset S_\uparrow(\mathbb{R}) \cap S_\downarrow(\mathbb{R})$.

Remark 5. With a bit more labor we can even show that the monotone extension of the volume integral on $S_\uparrow(\mathbb{R}^d) \cap S_\downarrow(\mathbb{R}^d)$ coincides with the so-called Riemann integral. See Appendix B for details.

Corollary 3.7.

- (i) Rectangular cuts of $C_c(\mathbb{R}^d)$ are included in $S_\uparrow \cap S_\downarrow$. Here $C_c(\mathbb{R}^d)$ denotes the set of continuous functions on \mathbb{R}^d having bounded supports.
- (ii) A function $f : \mathbb{R}^d \rightarrow [0, \infty)$ supported by an open product subset $(a, b) = (a_1, b_1) \times \dots \times (a_d, b_d)$ ($-\infty \leq a_i < b_i \leq \infty$) of \mathbb{R}^d belongs to $S_\uparrow(\mathbb{R}^d)$ if f is continuous on (a, b) .

Proof. (i) For $f \in C_c(\mathbb{R}^d)$, choose a closed rectangle R so that $[f] \subset R$. Then $0 \leq R\|f\| \pm f \in S_\uparrow$ because it is supported by R and continuous on R . Thus $f \pm R\|f\| \in S_\uparrow$ and hence $f \in S_\uparrow \cap S_\downarrow$ in view of $R\|f\| \in S$.

Since $S_\uparrow \cap S_\downarrow$ is an algebra and contains rectangles, rectangular cuts of f belong to $S_\uparrow \cap S_\downarrow$.

(ii) follows by adapting the proof of Lemma 2.6 (ii) to the present situation. There we rely on a diagonal argument, which can be replaced with a sophisticated version in Lemma 4.9 \square

Exercise 15. Check the theorem with the help of uniform continuity in Theorem A.3.

Example 3.8. Let $r > 0$ and consider $f(x, y) = (x + y)^{-r}$ supported by $[x > a, y > b]$ ($a \geq 0, b \geq 0$), which belongs to $S_\uparrow(\mathbb{R}^2)$ and $I_\uparrow(f)$ is calculated by the repeated integral formula in the following manner:

$$\begin{aligned} \int_a^\infty dx \int_b^\infty dy (x + y)^{-r} &= \int_a^\infty \frac{1}{r-1} (x+b)^{1-r} dx \\ &= \begin{cases} \frac{1}{(r-1)(r-2)} (a+b)^{2-r} & (r > 2), \\ \infty & (r \leq 2). \end{cases} \end{aligned}$$

Example 3.9. Given r_i ($1 \leq i \leq d$), $f(x, \dots, x_d) = e^{-(r_1x_1^2 + \dots + r_dx_d^2)}$ belongs to $S_{\uparrow}(\mathbb{R}^d)$ and its volume integral $I_{\uparrow}(f)$ is calculated by Proposition 3.4 to be

$$\frac{1}{\sqrt{r_1 \dots r_d}} \left(\int_{-\infty}^{\infty} e^{-t^2} dt \right)^d.$$

Exercise 16. Given a vector-valued function $F = (F_1, \dots, F_l) : [a, b] \rightarrow \mathbb{R}^l$ with $F_j \in C([a, b])$, show that

$$\int_{[a,b]} F(x) dx \equiv \left(\int_{[a,b]} F_j(x) dx \right)_{1 \leq j \leq l} \in \mathbb{R}^l.$$

satisfies

$$\left| \int_{[a,b]} F(x) dx \right| \leq \int_{[a,b]} |F(x)| dx,$$

where $|v| = \sqrt{(v_1)^2 + \dots + (v_l)^2}$ for $v = (v_1, \dots, v_l) \in \mathbb{R}^l$.

For later use in §8, we add here a variation of Darboux approximation. Given a partition Δ of a closed rectangle $[a, b]$, there is a decomposition of $(a, b]$ into open-closed subrectangles, which is described by $(a, b] = \bigsqcup_{R \in (\Delta)} R$, and lower/upper approximations of a bounded function f on $(a, b]$ in terms of open-closed parts are defined by

$$f_{(\Delta)} = \sum_{R \in (\Delta)} R(\inf\{f(x); x \in R\}), \quad f^{(\Delta)} = \sum_{R \in (\Delta)} R(\sup\{f(x); x \in R\})$$

so that $f_{(\Delta)} \leq f_{\Delta} \leq f \leq f^{\Delta} \leq f^{(\Delta)}$ on $(a, b]$. Moreover, given a family $\xi = \{\xi(R)\}$ of sample points $\xi(R) \in R$ for each $R \in (\Delta)$, define

$$f_{(\Delta), \xi} = \sum_{R \in (\Delta)} R\xi(R)$$

so that $f_{(\Delta)} \leq f_{(\Delta), \xi} \leq f^{(\Delta)}$.

Theorem 3.10. When f is continuous on $(a, b]$, we have

$$\lim_{|\Delta| \rightarrow 0} \|f^{(\Delta)} - f_{(\Delta)}\|_{(a,b]} = 0, \quad \lim_{|\Delta| \rightarrow 0} \|f - f_{(\Delta), \xi}\|_{(a,b]} = 0$$

and

$$\int_{[a,b]} f(x) dx = \int_{(a,b]} f(x) dx = \lim_{|\Delta| \rightarrow 0} I(f_{(\Delta), \xi}).$$

As a supplement to these results, notice that, for functions in $S_{\uparrow}(\mathbb{R}^d) \cap S_{\downarrow}(\mathbb{R}^d)$ (which contains $C_c(\mathbb{R}^d)$), each single-variable integral in the repeated integral formula is realized as the width integral on $S_{\uparrow}(\mathbb{R}) \cap S_{\downarrow}(\mathbb{R})$.

In the multi-dimensional case, however, it still entails a rectangular character and does not allow all reasonable domains as elements in $S_{\uparrow}(\mathbb{R}^d) \cap S_{\downarrow}(\mathbb{R}^d)$: If D is a bounded open set with its boundary ∂D having a lower-dimensional but non-rectangular shape, then $D \in S_{\uparrow}$ but $D \notin S_{\downarrow}$. For example, an open disk $D = \{(x, y); x^2 + y^2 < 1\}$ in \mathbb{R}^2 belongs to $S_{\uparrow}(\mathbb{R}^2)$, whereas $D \notin S_{\downarrow}(\mathbb{R}^2)$.

This kind of defects come from the fact that $S_{\uparrow}(\mathbb{R}^d)$ excludes lower-dimensional subsets other than rectangular ones (as indicators).

Exercise 17. Show that any open disk $D \neq \emptyset$ does not belong to $S_{\downarrow}(\mathbb{R}^2)$ as an indicator.

We therefore relax exact-limit description of functions in L_{\uparrow} to allow exceptional sets such as lower-dimensional boundaries. This is achieved in the following sophisticated form of the method of exhaustion due to P.J. Daniell.

4. DANIELL EXTENTION AND CONVERGENCE THEOREMS

Let (L, I) be an integral system on a set X .

Definition 4.1. Given a function $f : X \rightarrow [-\infty, \infty]$, its **upper** and **lower integrals** are defined by

$$\bar{I}(f) = \inf\{I_{\uparrow}(g); g \in L_{\uparrow}, f \leq g\}, \quad \underline{I}(f) = \sup\{I_{\downarrow}(g); g \in L_{\downarrow}, g \leq f\},$$

which are elements in the extended real line $\bar{\mathbb{R}} = [-\infty, \infty]$. Recall that $\inf(\emptyset) = \infty$ and $\sup(\emptyset) = -\infty$.

Proposition 4.2. Let $f, g : X \rightarrow [-\infty, \infty]$.

- (i) $\underline{I}(f) = -\bar{I}(-f)$.
- (ii) $\bar{I}(rf) = r\bar{I}(f)$ for $0 < r < \infty$.
- (iii) $\underline{I}(f) \leq \bar{I}(f)$.
- (iv) If $f \leq g$, $\underline{I}(f) \leq \underline{I}(g)$ and $\bar{I}(f) \leq \bar{I}(g)$.
- (v) When $f + g$ is well-defined, i.e., there is no $x \in X$ satisfying $f(x) = \pm\infty$ and $g(x) = \mp\infty$, we have $\bar{I}(f + g) \leq \bar{I}(f) + \bar{I}(g)$.
- (vi) For $f \in L_{\uparrow} \cup L_{\downarrow}$, we have $\underline{I}(f) = \bar{I}(f)$. Moreover this value is equal to $I_{\uparrow}(f)$ or $I_{\downarrow}(f)$ according to $f \in L_{\uparrow}$ or $f \in L_{\downarrow}$.

Proof. The assertions (i)–(v) are immediate from the definition.

To see (vi), first notice that $\bar{I}(f) = I_{\uparrow}(f)$ ($f \in L_{\uparrow}$) and $\underline{I}(f) = I_{\downarrow}(f)$ ($f \in L_{\downarrow}$). Especially, $\underline{I}(f) = \bar{I}(f) = I(f)$ for $f \in L$.

Now let $f \in L_{\uparrow}$ and choose $f_n \in L$ so that $f_n \uparrow f$. Then

$$I_{\uparrow}(f) = \lim_n I(f_n) = \lim_n \underline{I}(f_n) \leq \underline{I}(f).$$

On the other hand, for $f \in L_{\uparrow}$, we have $\bar{I}(f) = I_{\uparrow}(f)$ as already checked. Thus $\bar{I}(f) = \underline{I}(f) = I_{\uparrow}(f)$. \square

Exercise 18. Supply the details for (i)–(v).

Since any integral of f should be between $\underline{I}(f)$ and $\bar{I}(f)$, we arrive at the following.

Definition 4.3. We say that a function $f : X \rightarrow \mathbb{R}$ is ***I-integrable*** or simply ***integrable***⁷ if $\underline{I}(f) = \bar{I}(f) \in \mathbb{R}$ (the upper and the lower integrals are finite and coincide). The totality of integrable functions is denoted by $L^1(I)$ or simply L^1 . For $f \in L^1$, the value $\underline{I}(f) = \bar{I}(f) \in \mathbb{R}$ is denoted by $I^1(f)$.

A subset A of X is said to be ***integrable*** if it is integrable as an indicator function with its integral $I^1(A)$ called the ***I-measure*** of A and denoted by $|A|_I$. Clearly rectangles are Lebesgue integrable.

In the case $L = S(\mathbb{R}^d)$ with the volume integral I , L^1 is denoted by $L^1(\mathbb{R}^d)$ and *I-integrability* is also referred to as being ***Lebesgue integrable*** by a historical reason. In accordance with this, the volume-measure of a Lebesgue integrable set A is called the ***Lebesgue measure*** and denoted by $|A|$.

Exercise 19. For $f : X \rightarrow [-\infty, \infty]$ and $g \in L^1$, we have $\bar{I}(f + g) = \bar{I}(f) + I^1(g)$ and $\underline{I}(f + g) = \underline{I}(f) + I^1(g)$.

It is not clear at this point but all reasonable bounded sets turn out to be integrable based on convergence theorems (see Corollary 5.3).

Lemma 4.4. A function $f : X \rightarrow \mathbb{R}$ is integrable if and only if

$$\forall \epsilon > 0, \exists f_+ \in L_{\uparrow}, \exists f_- \in L_{\downarrow}, \quad f_- \leq f \leq f_+, \quad I_{\uparrow}(f_+) - I_{\downarrow}(f_-) \leq \epsilon.$$

Moreover, if f_- increases (f_+ decreases) in such a way that $f_- \leq f \leq f_+$ and $I_{\uparrow}(f_+) - I_{\downarrow}(f_-) = I_{\uparrow}(f_+ - f_-) \geq 0$ goes to 0, then

$$I_{\downarrow}(f_-) \uparrow I^1(f), \quad I_{\uparrow}(f_+) \downarrow I^1(f).$$

Proof. Use the inequality $I_{\downarrow}(f_-) \leq \underline{I}(f) \leq \bar{I}(f) \leq I_{\uparrow}(f_+)$. \square

Theorem 4.5.

- (i) The set L^1 is a vector lattice on X and includes $L_{\uparrow} \cap L_{\downarrow}$.
- (ii) $I^1 : L^1 \rightarrow \mathbb{R}$ is a positive linear functional satisfying $I^1(f) = I_{\uparrow}(f) = I_{\downarrow}(f)$ for $f \in L_{\uparrow} \cap L_{\downarrow}$. In particular, I^1 is an extension (called the **Daniell extension**) of the preintegral $I : L \rightarrow \mathbb{R}$.

⁷The notion is due to Daniell and originally called ‘summable’.

Proof. Let $f, g \in L^1$. Assume that $f_+, g_+ \in L_\uparrow$ and $f_-, g_- \in L_\downarrow$ satisfy $f_- \leq f \leq f_+, g_- \leq g \leq g_+$. Then $f_- + g_- \leq f + g \leq f_+ + g_+$ and we see that

$$I_\uparrow(f_+ + g_+) - I_\downarrow(f_- + g_-) = (I_\uparrow(f_+) - I_\downarrow(f_-)) + (I_\uparrow(g_+) - I_\downarrow(g_-))$$

can be chosen arbitrarily small, i.e., $f + g \in L^1$ and $I^1(f + g) = I^1(f) + I^1(g)$.

Next, let $r > 0$. Since $rf_- \leq rf \leq rf_+$, we see that

$$I_\uparrow(rf_+) - I_\downarrow(rf_-) = r(I_\uparrow(f_+) - I_\downarrow(f_-))$$

can be arbitrarily small, i.e., $rf \in L^1$ and $I^1(rf) = rI^1(f)$.

If we notice $-f_+ \leq -f \leq -f_-$ ($-f_+ \in L_\downarrow, -f_- \in L_\uparrow$),

$$I_\uparrow(-f_-) - I_\downarrow(-f_+) = I_\uparrow(f_+) - I_\downarrow(f_-)$$

can be chosen small as well, i.e., $-f \in L^1$ and $I^1(-f) = -I^1(f)$.

So far we have checked that L^1 is a vector space and I^1 is a linear functional on L^1 .

To show that L^1 is closed under the lattice operation, it suffices to check $f \in L^1 \implies f \vee 0 \in L^1$ in view of $|f| = (f \vee 0) + (-f) \vee 0$ and Definition 1.3, which can be seen as follows. From $f_- \vee 0 \leq f \vee 0 \leq f_+ \vee 0$, we have the inequality

$$0 \leq f_+ \vee 0 - f_- \vee 0 \leq f_+ - f_-,$$

which is used to see that

$$0 \leq I_\uparrow(f_+ \vee 0) - I_\downarrow(f_- \vee 0) = I_\uparrow(f_+ \vee 0 - f_- \vee 0) \leq I_\uparrow(f_+ - f_-)$$

can be chosen arbitrarily small. In particular, for $f \geq 0$, $I^1(f) = I^1(f \vee 0) \geq 0$ as a limit of $I_\uparrow(f_+ \vee 0) \geq 0$.

Finally, if $f \in L_\uparrow \cap L_\downarrow$, we can find $f_\pm \in L$ such that $f_- \leq f \leq f_+$, which, together with Proposition 4.2(v), shows that $\underline{I}(f) = \overline{I}(f) \in [I(f_-), I(f_+)]$ is finite. \square

Definition 4.6. The Daniell extension of the volume integral on $S(\mathbb{R}^d)$ is called the **Lebesgue integral**.

Example 4.7. Target functions of definite integral are Lebesgue integrable with definite integrals equal to Lebesgue integrals. For improper integrals, conditionally convergent ones are not Lebesgue integrable because $L^1(\mathbb{R})$ is closed under taking absolute value functions.

We shall see in the next section that absolutely convergent ones are Lebesgue integrable.

Exercise 20. Show that integrable sets are closed under taking finite unions and differences.

For a later use, we record here the following.

Proposition 4.8.

- (i) A function f in L_{\uparrow} is integrable if and only if it is real-valued and $\pm I_{\uparrow}(f) < \infty$.
- (ii) $L^1 \cap L_{\uparrow} - L^1 \cap L_{\uparrow}$ is a linear lattice and $I^1(f_{\uparrow} + f_{\downarrow}) = I_{\uparrow}(f_{\uparrow}) + I_{\downarrow}(f_{\downarrow})$ for $f_{\uparrow} \in L_{\uparrow} \cap L^1$.
- (iii) $L^1 \cap L_{\uparrow} = L^1 \cap L_{\uparrow}^+ + L$ and $L^1 \cap L_{\uparrow} - L^1 \cap L_{\uparrow} = L^1 \cap L_{\uparrow}^+ - L^1 \cap L_{\uparrow}^+$.

Proof. (i) If $f \in L_{\uparrow}$ is integrable, there is $h \in L_{\uparrow}$ such that $f \leq h$ and $I_{\uparrow}(h) < \infty$, whence $I_{\uparrow}(f) < \infty$.

Conversely, if $f \in L_{\uparrow}$ is real-valued, there exists an increasing sequence (f_n) in L satisfying $f_n \uparrow f$ and $I(f_n) \leq \underline{I}(f) \leq \bar{I}(f) \leq I_{\uparrow}(f)$ for $n \geq 1$ shows that $\underline{I}(f) = \bar{I}(f) = I_{\uparrow}(f)$. Thus, if the condition $I_{\uparrow}(f) < \infty$ is further satisfied, f is integrable and $I^1(f) = I_{\uparrow}(f)$.

(ii) Since L_{\uparrow} is semilinear and L^1 is a linear space, $L^1 \cap L_{\uparrow} - L^1 \cap L_{\uparrow}$ is a linear space. Let $f = f_1 - f_2$ with $f_j \in L^1 \cap L_{\uparrow}$. Since both L^1 and L_{\uparrow} are lattices, $f_1 \diamond f_2 \in L^1 \cap L_{\uparrow}$ and then $|f| = f_1 \vee f_2 - f_1 \wedge f_2 \in L^1 \cap L_{\uparrow} - L^1 \cap L_{\uparrow}$. Thus $L^1 \cap L_{\uparrow} - L^1 \cap L_{\uparrow}$ is closed under taking absolute values.

(iii) Let $f \in L_{\uparrow}$ be expressed as $f_n \uparrow f$ with $f_n \in L$. If $f \in L^1$, $f - f_1 \in L^1 \cap L_{\uparrow}^+$ and $f = (f - f_1) + f_1 \in L^1 \cap L_{\uparrow}^+ + L$. By a similar expression for another $g \in L^1 \cap L_{\uparrow}$, we see that

$$\begin{aligned} f - g &= (f - f_1) - (g - g_1) + f_1 - g_1 \\ &= (f - f_1) - (g - g_1) + 0 \vee (f_1 - g_1) - 0 \vee (g_1 - f_1) \\ &= (f - f_1 + 0 \vee (f_1 - g_1)) - (g - g_1 + 0 \vee (g_1 - f_1)) \end{aligned}$$

with $f - f_1 + 0 \vee (f_1 - g_1)$ and $g - g_1 + 0 \vee (g_1 - f_1)$ in $L^1 \cap L_{\uparrow}^+$. \square

Exercise 21. A function f on \mathbb{R}^d is said to be Riemann integrable, if we can find functions g, h in $S(\mathbb{R}^d)$ so that $g \leq f \leq h$ and $\int(h(x) - g(x)) dx$ can be arbitrarily small.

Show that Riemann integrable functions are Lebesgue integrable and functions in $S_{\uparrow}(\mathbb{R}^d) \cap S_{\downarrow}(\mathbb{R}^d)$ are Riemann integrable.

We now establish a series of convergence theorems on integrable functions, which exhibit some completeness (or maximality) of Daniell extension. To this end, we need to look into I_{\uparrow} more closely.

Lemma 4.9.

- (i) $f_n \uparrow f$ with $f_n \in L_{\uparrow}$ implies $f \in L_{\uparrow}$ and $I_{\uparrow}(f_n) \uparrow I_{\uparrow}(f)$.
- (ii) $f_n \downarrow f$ with $f_n \in L_{\downarrow}$ implies $f \in L_{\downarrow}$ and $I_{\downarrow}(f_n) \downarrow I_{\downarrow}(f)$.

Proof. By symmetry it suffices to prove (i). For each $f_n \in L_{\uparrow}$, choose a sequence $(f_{n,m})_{m \geq 1}$ so that $f_{n,m} \uparrow f_n$. To get the monotonicity for

$(f_{n,m})_{n \geq 1}$, we introduce their push-ups by

$$g_{n,m} = f_{1,m} \vee f_{2,m} \vee \cdots \vee f_{n,m}.$$

Here $g_{1,m} = f_{1,m}$ by definition. Clearly $g_{n,m}$ is increasing in n . Since $f_{n,m}$ is increasing in m , so is $g_{n,m}$ in m . Moreover

$$f_{n,m} \leq g_{n,m} \leq f_1 \vee f_2 \vee \cdots \vee f_n = f_n$$

shows that $g_{n,m} \uparrow f_n$ for each n .

With this preparation in hand, we pick up the diagonal $(g_{n,n})_{n \geq 1}$, which is an increasing sequence in L . Taking the limit $m \rightarrow \infty$ in the obvious inequality

$$f_{n,m} \leq g_{n,m} \leq g_{m,m} \leq f_m, \quad m \geq n,$$

we obtain

$$f_n \leq \lim_{m \rightarrow \infty} g_{m,m} \leq f$$

and then, letting $n \rightarrow \infty$,

$$f = \lim_{m \rightarrow \infty} g_{m,m} \in L_{\uparrow}.$$

Now I_{\uparrow} is applied in the above inequalities to obtain

$$I(f_{n,m}) \leq I(g_{m,m}) \leq I_{\uparrow}(f_m) \quad (m \geq n)$$

and, after taking the limit $m \rightarrow \infty$,

$$I_{\uparrow}(f_n) \leq I_{\uparrow}(f) \leq \lim_{m \rightarrow \infty} I_{\uparrow}(f_m).$$

Thus, letting $n \rightarrow \infty$, we finally have

$$\lim_{n \rightarrow \infty} I_{\uparrow}(f_n) = I_{\uparrow}(f).$$

□

Corollary 4.10. For a sequence $f_n \in L_{\uparrow}^+$, $\sum_n f_n \in L_{\uparrow}^+$ and

$$I_{\uparrow} \left(\sum_n f_n \right) = \sum_n I_{\uparrow}(f_n).$$

Proof. Though it is immediate from (i) in the lemma, this is a core of convergence theorems discussed below, whence we shall provide a direct proof as a record (the double sum identity being the essence of convergence theorems).

We first remark that a function $h : X \rightarrow [0, \infty]$ belongs to L_{\uparrow}^+ if and only if $h = \sum h_n$ for a sequence (h_n) in L^+ . Moreover, if this is the case, we have $I_{\uparrow}(h) = \sum I(h_n)$.

Returning to the proof, this remark enables us to choose sequences $(h_{m,n})_{m \geq 1}$ in L^+ so that $f_n = \sum_m h_{m,n}$ and $I_\uparrow(f_n) = \sum_m I(h_{m,n})$. Then $\sum_n f_n = \sum_{m,n} h_{m,n} \in L_\uparrow^+$ and

$$I_\uparrow\left(\sum_n f_n\right) = \sum_{m,n} I(h_{m,n}) = \sum_n \left(\sum_m I(h_{m,n})\right) = \sum_n I_\uparrow(f_n).$$

□

Lemma 4.11 (subadditivity of upper integrals). If a function $f : X \rightarrow [0, \infty]$ has an expression $f = \sum_{n=1}^\infty f_n$ with $f_n \geq 0$, then

$$\bar{I}(f) \leq \sum_{n=1}^\infty \bar{I}(f_n).$$

Proof. We may assume that $\bar{I}(f_n) < \infty$ ($n \geq 1$). Given any $\epsilon > 0$, choose $g_n \in L_\uparrow^+$ so that

$$f_n \leq g_n, \quad I_\uparrow(g_n) \leq \bar{I}(f_n) + \frac{\epsilon}{2^n}.$$

In view of $\sum_n g_n \in L_\uparrow^+$ and $I_\uparrow(\sum_n g_n) = \sum_n I_\uparrow(g_n)$ (Corollary 4.10), we then have

$$\bar{I}(f) \leq I_\uparrow\left(\sum_n g_n\right) = \sum_n I_\uparrow(g_n) \leq \sum_n \bar{I}(f_n) + \sum_n \frac{\epsilon}{2^n} = \sum_n \bar{I}(f_n) + \epsilon.$$

□

Theorem 4.12 (Monotone Convergence Theorem). For a real-valued function f satisfying $f_n \uparrow f$ with $f_n \in L^1$, f is integrable if and only if $\lim_{n \rightarrow \infty} I^1(f_n) < \infty$. Moreover, if this is the case, $I^1(f) = \lim_{n \rightarrow \infty} I^1(f_n)$.

Proof. From $I^1(f_n) = \bar{I}(f_n) \leq \bar{I}(f)$, $\lim_{n \rightarrow \infty} I^1(f_n) = \infty$ implies $\bar{I}(f) = \infty$ and hence $f \notin L^1$. Let $\lim_{n \rightarrow \infty} I^1(f_n) < \infty$. We apply the above lemma to $f - f_1 = \sum_{n=1}^\infty (f_{n+1} - f_n)$ and obtain

$$\begin{aligned} \bar{I}(f - f_1) &\leq \sum_{n=1}^\infty \bar{I}(f_{n+1} - f_n) = \sum_{n=1}^\infty I^1(f_{n+1} - f_n) \\ &= \sum_{n=1}^\infty \left(I^1(f_{n+1}) - I^1(f_n) \right) = \lim_{n \rightarrow \infty} I^1(f_{n+1}) - I^1(f_1), \end{aligned}$$

whence

$$\bar{I}(f) \leq \bar{I}(f_1) + \bar{I}(f - f_1) = I^1(f_1) + \bar{I}(f - f_1) \leq \lim_n I^1(f_n).$$

On the other hand, if we take a limit in $I^1(f_n) = \underline{I}(f_n) \leq \underline{I}(f)$,

$$\lim_n I^1(f_n) \leq \underline{I}(f) \leq \bar{I}(f) \leq \lim_n I^1(f_n),$$

showing that f is integrable and $I^1(f) = \lim_n I^1(f_n)$. \square

Corollary 4.13. The positive linear functional I^1 is continuous, i.e., I^1 is a preintegral on L^1 .

Exercise 22. Show that integrable sets are closed under taking countable intersections.

As an illustration of usefulness of the monotone convergence theorem, we shall derive the **de Moivre-Stirling formula** (also known as Stirling's formula) of the gamma function:

$$\lim_{x \rightarrow \infty} \frac{\Gamma(x+1)}{\sqrt{2\pi x} x^x e^{-x}} = 1.$$

To see this, in the expression

$$\Gamma(x+1) = \int_0^\infty s^x e^{-s} ds,$$

observe that the logarithmic integrand $h(s, x) = \log(s^x e^{-s})$ ($s > 0$ with $x > 0$ a parameter) is maximized at $s = x$ with its Taylor expansion around $s = x$ given by

$$h(s, x) = x \log x - x - \frac{1}{2} \frac{(s-x)^2}{x} + \dots,$$

which suggests us to introduce the new variable $t = (s-x)/\sqrt{x}$ to have

$$\Gamma(x+1) = e^{-x} x^x \sqrt{x} \int_{-\sqrt{x}}^\infty \left(1 + \frac{t}{\sqrt{x}}\right)^x e^{-t\sqrt{x}} dt$$

and the problem is reduced to showing

$$\lim_{x \rightarrow \infty} \int_{-\sqrt{x}}^\infty \left(1 + \frac{t}{\sqrt{x}}\right)^x e^{-t\sqrt{x}} dt = \sqrt{2\pi}.$$

To see the asymptotic behavior of this integrand, we again consider its logarithm $g(t, x)$ ($x > 0, t > -\sqrt{x}$) and rewrite it as

$$\begin{aligned} g(t, x) &= x \log \left(1 + \frac{t}{\sqrt{x}}\right) - t\sqrt{x} \\ &= x \int_0^{t/\sqrt{x}} \frac{1}{1+u} du - x \int_0^{t/\sqrt{x}} du \\ &= -x \int_0^{t/\sqrt{x}} \frac{u}{1+u} du = - \int_0^t \frac{v}{1+v/\sqrt{x}} dv. \end{aligned}$$

From the last expression, a continuous function f of $t \in \mathbb{R}$ and $x > 0$ defined by

$$f(t, x) = \begin{cases} e^{g(t,x)} & (t > -\sqrt{x}), \\ 0 & (t \leq -\sqrt{x}) \end{cases}$$

satisfies $f(t, x) \downarrow e^{-t^2/2}$ ($t \geq 0$) and $f(t, x) \uparrow e^{-t^2/2}$ ($t \leq 0$) for the limit $x \uparrow \infty$. Notice $f(0, x) = 1$ ($x > 0$).

Since $f(t, x) \leq f(t, 1) = (1+t)e^{-t}$ ($x \geq 1, t \geq 0$) and $f(t, x) \leq e^{-t^2/2}$ ($x > 0, t \leq 0$) are integrable functions of $t \in \mathbb{R}$, we can apply the monotone convergence theorem to see that

$$\int_{-\sqrt{x}}^{\infty} \left(1 + \frac{t}{\sqrt{x}}\right)^x e^{-t\sqrt{x}} dt = \int_{-\infty}^{\infty} f(t, x) dt = \int_0^{\infty} f(t, x) dt + \int_{-\infty}^0 f(t, x) dt$$

converges to

$$\int_{-\infty}^{\infty} e^{-t^2/2} dt = \sqrt{2\pi}$$

as $x \rightarrow \infty$ (see Example 7.5 for the last equality) and we are done.

Exercise 23. Check the properties of $f(t, x)$ in the above explanation.

Theorem 4.14 (Dominated Convergence Theorem). If a sequence (f_n) in L^1 and a function $g \in L^1$ satisfy $|f_n| \leq g$ ($n \geq 1$), then $\inf_{n \geq 1} f_n$, $\sup_{n \geq 1} f_n$, $\liminf_{n \rightarrow \infty} f_n$ and $\limsup_{n \rightarrow \infty} f_n$ are all integrable and

$$I^1(\liminf f_n) \leq \liminf I^1(f_n) \leq \limsup I^1(f_n) \leq I^1(\limsup f_n).$$

In particular, if the limit function $f = \lim_{n \rightarrow \infty} f_n$ exists, $f \in L^1$ and

$$I^1(f) = \lim_{n \rightarrow \infty} I^1(f_n).$$

Proof. For a natural number m , we see

$$-g \leq \inf_{n \geq m} f_n \leq f_m \wedge \cdots \wedge f_n \leq f_m \vee \cdots \vee f_n \leq \sup_{n \geq m} f_n \leq g$$

and

$$f_m \wedge \cdots \wedge f_n \downarrow \inf_{n \geq m} f_n, \quad f_m \vee \cdots \vee f_n \uparrow \sup_{n \geq m} f_n.$$

whence, by the monotone convergence theorem and the positivity of I^1 , we have $\inf_{n \geq m} f_n, \sup_{n \geq m} f_n \in L^1$ and

$$I^1(\inf_{n \geq m} f_n) = \lim_n I^1(f_m \wedge \cdots \wedge f_n) \leq \lim_n I^1(f_m) \wedge \cdots \wedge I^1(f_n) = \inf_{n \geq m} I^1(f_n),$$

$$I^1(\sup_{n \geq m} f_n) = \lim_n I^1(f_m \vee \cdots \vee f_n) \geq \lim_n I^1(f_m) \vee \cdots \vee I^1(f_n) = \sup_{n \geq m} I^1(f_n).$$

In other words, we have

$$-I^1(g) \leq I^1(\inf_{n \geq m} f_n) \leq \inf_{n \geq m} I^1(f_n) \leq \sup_{n \geq m} I^1(f_n) \leq I^1(\sup_{n \geq m} f_n) \leq I^1(g)$$

and then, again by the monotone convergence theorem, we see that $\liminf_n f_n$ and $\limsup_n f_n \in L^1$ are integrable and satisfy

$$\begin{aligned} -I^1(g) &\leq I^1(\liminf_n f_n) \leq \liminf_n I^1(f_n) \\ &\leq \limsup_n I^1(f_n) \leq I^1(\limsup_n f_n) \leq I^1(g). \end{aligned}$$

□

Since (L^1, I^1) is again an integral system, we can apply the Daniell extension but it does not give a strict extension. Let $L^1_{\uparrow} = (L^1)_{\uparrow}$ and $I^1_{\uparrow} : L^1_{\uparrow} \rightarrow \pm(-\infty, \infty]$ be the monotone extensions of (L^1, I^1) with the associated upper and lower integrals denoted by $\overline{I^1}$ and $\underline{I^1}$ respectively.

Theorem 4.15 (Maximality of Daniell Extension). We have $\overline{I^1} = \overline{I}$ and $\underline{I^1} = \underline{I}$. The Daniell extension of (L^1, I^1) is therefore (L^1, I^1) itself.

Proof. By symmetry it suffices to show that $\overline{I^1} = \overline{I}$. Since I^1 is an extension of I , I^1_{\uparrow} extends I_{\uparrow} , whence $\overline{I^1}(f) \leq \overline{I}(f)$ and the equality holds trivially when $\overline{I^1}(f) = \infty$. So we assume that $\overline{I^1}(f) < \infty$.

Given $\epsilon > 0$, we can find a sequence (f_n) in L^1 such that $f_n \geq 0$ for $n \geq 2$, $f \leq \sum_{n \geq 1} f_n$ and $\sum_{n \geq 1} I^1(f_n) \leq \overline{I^1}(f) + \epsilon$. Since $\overline{I}(f_n) = I^1(f_n) < \infty$ for any $n \geq 1$, we can choose a sequence $(f_{n,j})_{j \geq 1}$ in L so that $f_{n,j} \geq 0$ for $(n, j) \neq (1, 1)$, $f_n \leq \sum_{j \geq 1} f_{n,j}$ and $\sum_{j \geq 1} I(f_{n,j}) \leq \overline{I}(f_n) + \epsilon/2^n$.

Thus $f \leq \sum_{n,j \geq 1} f_{n,j}$ and

$$\sum_{n,j \geq 1} I(f_{n,j}) \leq \sum_{n \geq 1} \overline{I}(f_n) + \epsilon \leq \overline{I^1}(f) + 2\epsilon$$

imply $\overline{I}(f) \leq \overline{I^1}(f) + 2\epsilon$, proving the reverse inequality. □

Definition 4.16. A subset $A \subset X$ is said to be **σ -integrable** if it is a union of countably many I -integrable sets.

When I is the volume integral on $S(\mathbb{R}^d)$, σ -integrable sets are said to be **Lebesgue measurable**.

Proposition 4.17.

- (i) A subset $A \subset X$ is σ -integrable if and only if it belongs to L^1_{\uparrow} as an indicator function.
- (ii) σ -integrable sets are closed under taking countable unions, countable intersections and differences.
- (iii) The intersection of a σ -integrable set and an integrable set is integrable.

- (iv) Lebesgue measurable sets are closed under taking complements furthermore.

Proof. Non-trivial is the if part in (i). To see this, we argue as in Corollary D.2: Let $A \in L^1_{\uparrow}$ and write $f_n \uparrow A$ with $0 \leq f_n \in L^1$. Then, for $f \in L^1$ satisfying $0 \leq f \leq A$ and $r > 0$, the monotone convergence theorem is applied to $(rf_n) \wedge f \uparrow r \wedge f \leq f$ and we know $r \wedge f \in L^1$.

Then $1 \wedge n(f - r \wedge f) = n(\frac{1}{n} \wedge (f - r \wedge f))$ as well as $f - r \wedge f$ is integrable. Moreover, $f(x) > r$ ($f(x) - r \wedge f(x) > 0$) implies $1 \wedge n(f - r \wedge f) \leq f/r$.

Now the push-up formula $1 \wedge n(f - r \wedge f) \uparrow [f > r]$ (Lemma D.1) is combined with the monotone convergence theorem to see that $[f > r]$ is integrable. In particular, $[f_n > r]$ is integrable for each $n \geq 1$ and $[f_n > r] \uparrow A$ ($n \rightarrow \infty$) for $0 < r < 1$ shows that A is σ -integrable. \square

Exercise 24. Check other parts in Proposition 4.17.

The I -measure on I -integrable sets is extended to σ -integrable sets by I^1_{\uparrow} : In terms of an expression $A_n \uparrow A$ with A_n I -integrable,

$$|A|_I = I^1_{\uparrow}(A) = \lim_{n \rightarrow \infty} |A_n|_I \in [0, \infty].$$

Proposition 4.18. Let $f \in L^1(I)$ and A be σ -integrable with respect to I . Then $Af \in L^1(I)$. When f is relaxed to be in $(L^1)_{\uparrow}$, $Af \in (L^1)_{\uparrow}$.

Proof. We may assume that $f \geq 0$ and first consider an I -integrable A . Since simple functions Ar ($r > 0$) are I -integrable, so are $(Ar) \wedge f \in L^1(I)$ and the monotone convergence theorem is used to see that

$$Af = \lim_{n \rightarrow \infty} (An) \wedge f \in L^1(I).$$

Now let A be σ -integrable and write $A_n \uparrow A$ with A_n I -integrable. Then $A_n f \uparrow Af$ with $A_n f \in L^1(I)$ and $A_n f \leq f$. Again the monotone convergence theorem works here to see that $Af \in L^1(I)$.

When $f \in (L^1)_{\uparrow}$, we can express $f_n \uparrow f$ with $f_n \in L^1$ and $Af_n \uparrow Af$ with $Af_n \in L^1$ shows that $Af \in (L^1)_{\uparrow}$. \square

For a Lebesgue measurable set $A \subset \mathbb{R}^d$ and a function $f \in (L^1(\mathbb{R}^d))_{\uparrow}$, $I^1_{\uparrow}(Af)$ is also denoted by

$$\int_A f(x) dx$$

so that $\int_A f(x) dx = I^1(Af)$ for $f \in L^1(\mathbb{R}^d)$.

Remark 6. See Appendix D for an overall account on measurable sets and measurable functions.

5. PROPERTIES AND APPLICATIONS OF LEBESGUE INTEGRALS

We now specialize to the volume integral on the space $S(\mathbb{R}^d)$ of step functions and realize how big $L^1(\mathbb{R}^d)$ is.

Recall Proposition 4.8 that, if we denote by $S_{\uparrow}^1(\mathbb{R}^d)$ the totality of *real-valued* functions in $S_{\uparrow}(\mathbb{R}^d)$, say f_{\uparrow} , fulfilling $\pm I_{\uparrow}(f_{\uparrow}) < \infty$, then $S_{\uparrow}^1(\mathbb{R}^d) = S_{\uparrow}(\mathbb{R}^d) \cap L^1(\mathbb{R}^d)$, $I^1(f_{\uparrow} + f_{\downarrow}) = I_{\uparrow}(f_{\uparrow}) + I_{\downarrow}(f_{\downarrow})$ for $f_{\uparrow} \in S_{\uparrow}^1(\mathbb{R}^d)$ and $S_{\uparrow}^1(\mathbb{R}^d) + S_{\downarrow}^1(\mathbb{R}^d)$ is a linear sublattice of $L^1(\mathbb{R}^d)$.

Example 5.1. If an improperly integrable function f supported by an open interval $(a, b) \subset \mathbb{R}$ is absolutely convergent, then it belongs to $S_{\uparrow}^1(\mathbb{R}) + S_{\downarrow}^1(\mathbb{R})$ with the improper integral of f equal to $I^1(f)$.

To see this, let $[a_n, b_n] \subset (a, b)$ increase to (a, b) . Since $[a_n, b_n]f \in S_{\uparrow} \cap S_{\downarrow}$ and $0 \vee ([a_n, b_n](\pm f)) = [a_n, b_n](0 \vee (\pm f)) \in S_{\uparrow} \cap S_{\downarrow}$ increases to $(a, b)(0 \vee (\pm f))$, the absolute convergence implies $(a, b)(0 \diamond f) \in S_{\uparrow}^1(\mathbb{R})$ and hence $f = (a, b)f = (a, b)(0 \vee f) + (a, b)(0 \wedge f) \in S_{\uparrow}^1(\mathbb{R}) + S_{\downarrow}^1(\mathbb{R})$.

As a supplement to this example, we here generalize the notion of improper integral: A function f on an open interval (a, b) is said to be locally integrable if $[x, y]f$ is Lebesgue integrable for any subinterval $[x, y] \subset (a, b)$. Given a locally integrable function f , a function F on (a, b) is called an indefinite integral of f if $\int_{[x, y]} f(t) dt = F(y) - F(x)$ for any $[x, y] \subset (a, b)$.

Indefinite integrals of a locally integrable function f always exist, which are continuous and unique up to additive constants: Uniqueness is immediate. To see other facts, choose $c \in (a, b)$ and set

$$F(x) = \begin{cases} \int_{[c, x]} f(t) dt & (x \geq c) \\ -\int_{[x, c]} f(t) dt & (x \leq c) \end{cases}.$$

Then F is an indefinite integral of f and continuous in $x \in (a, b)$ by the dominated convergence theorem. It is customary to write $F(x)$ by $\int f(x) dx$. The improper integral of f is then defined to be

$$\int_a^b f(t) dt = \lim_{\substack{x \rightarrow a+0 \\ y \rightarrow b-0}} \int_{[x, y]} f(t) dt$$

which exists if and only if both $F(a) \equiv \lim_{x \rightarrow a+0} F(x)$ and $F(b) \equiv \lim_{x \rightarrow b-0} F(x)$ exist. With these limits, the improper integral is calculated by $F(b) - F(a)$.

Returning to the multi-dimensional case, given an open subset U of \mathbb{R}^d , let $S(U)$ be the set of linear combinations of rectangles contained in U and $C(U)$ be the set of continuous functions on U , which are algebratlattices on U and identified with functions on \mathbb{R}^d by zero extension.

The following strengthens Corollary 3.7.

Proposition 5.2.

- (i) U is a disjoint union of countably many open-closed rectangles.
- (ii) The positive part $S_{\uparrow}^+(U)$ of the sequentially increasing extension of $S(U)$ satisfies

$$S_{\uparrow}^+(U) = \{f \in S_{\uparrow}^+(\mathbb{R}^d); Uf = f\} = US_{\uparrow}^+(\mathbb{R}^d).$$

Here $US_{\uparrow}^+(\mathbb{R}^d) = \{Uf; f \in S_{\uparrow}^+(\mathbb{R}^d)\}$ by definition.

- (iii) We have $C^+(U) \subset S_{\uparrow}^+(U) \subset S_{\uparrow}^+(\mathbb{R}^d)$.
- (iv) For a real-valued function f on U , let $f_{\pm} = 0 \vee (\pm f)$ and assume that $f_{\pm} \in S_{\uparrow}^+(U)$.

Then f is integrable if and only if $I_{\uparrow}(f_{\pm}) < \infty$. Moreover, if this is the case, we have $I^1(f) = I_{\uparrow}(f_+) - I_{\uparrow}(f_-)$.

Proof. (i) For $n \geq 1$, let \mathcal{I}_n be d -products of intervals of the form $((k-1)/2^n, k/2^n]$ ($k \in \mathbb{Z}$) and let U_n be the union of $R \in \mathcal{I}_n$ satisfying $\overline{R} \subset U$. Since each $R \in \mathcal{I}_n$ is a finitely many disjoint union of elements in \mathcal{I}_{n+1} , U_n is increasing in n and $U_n \setminus U_{n-1}$ is expressed by a disjoint union of countably many elements in \mathcal{I}_n (see Figure 7⁸), whence $\bigcup_{n \geq 1} U_n = \bigsqcup_{k \geq 1} R_k$ with R_k an open-closed rectangle satisfying $\overline{R_k} \subset U$.

We claim that $U = \bigcup_{n \geq 1} U_n$. If not, there is $a \in U$ with the property that, for $n \geq 1$ and $R \in \mathcal{I}_n$, $a \in R$ implies $\overline{R} \setminus U \neq \emptyset$. By choosing $R_n \in \mathcal{I}_n$ and $x_n \in \overline{R_n} \setminus U$ so that $\overline{R_n} \downarrow \{a\}$, $a = \lim_{n \rightarrow \infty} x_n$ belongs to the closed set $\mathbb{R}^d \setminus U$, which contradicts with $a \in U$.

(ii) The inclusions $S_{\uparrow}^+(U) \subset \{f \in S_{\uparrow}^+(\mathbb{R}^d); Uf = f\} \subset US_{\uparrow}^+(\mathbb{R}^d)$ are obvious. Let $U_l = \sum_{k=1}^l R_k \in S^+(U)$ in the notation of (i) so that $U_l \uparrow U$ and, given $h \in S_{\uparrow}^+(\mathbb{R}^d)$, choose $h_l \in S^+(\mathbb{R}^d)$ so that $h_l \uparrow h$. Then an increasing sequence $(U_l h_l)$ is in $S^+(U)$ and converges to Uh , proving $Uh \in S_{\uparrow}^+(U)$.

(iii) For $f \in C(U)$, $U_l f \in S_{\uparrow} \cap S_{\downarrow}$ (Corollary 3.7) and, if $f \geq 0$, $U_l f \uparrow f$ and hence $f \in US_{\uparrow}^+(\mathbb{R}^d)$ by Lemma 4.9.

(iv) follows from Proposition 4.8 (i) applied for $L^1 = L^1(\mathbb{R}^d)$. □

Corollary 5.3.

- (i) Open sets as well as closed sets and their differences in \mathbb{R}^d are Lebesgue measurable.
- (ii) Countable intersections of bounded open subsets of \mathbb{R}^d are Lebesgue-integrable.

⁸A similar figure can be found in [2, Bild 1.3] for example.

- (iii) A function $f \in C(U)$ is integrable if and only if so is $|f| \in C^+(U)$. In that case, $f_{\pm} = 0 \vee (\pm f) \in S_{\uparrow}(U)$ are integrable and we have $I^1(f) = I^1(f_+) - I^1(f_-)$.

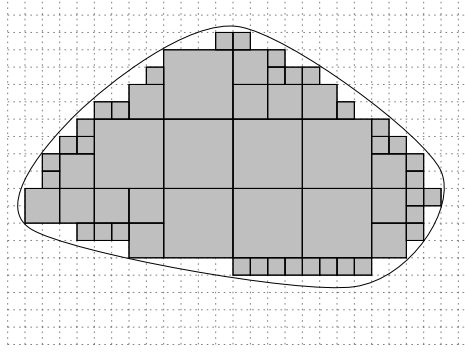


FIGURE 8. Dyadic Tiling

Notice here that an open subset U of \mathbb{R}^d is Lebesgue measurable and $C^+(U) \subset S_{\uparrow}^+(\mathbb{R}^d) \subset (L^1(\mathbb{R}^d))_{\uparrow}$, whence $\int_U f(x) dx \in [0, \infty]$ has a meaning for $f \in C^+(U)$ as the value $I_{\uparrow}^1(f)$.

Example 5.4. For an open set $U \subset \mathbb{R}^d$, consider a continuous function f supported by a compact subset of U and let $C_c(U)$ be the totality of such functions, which is identified with a subspace of $\{f \in C_c(\mathbb{R}^d); [f] \subset U\}$ by the obvious inclusion $C_c(U) \subset C_c(\mathbb{R}^d)$. Recall also that $S(U) = \{f \in S(\mathbb{R}^d); Uf = f\}$.

These are linear sublattices of $L^1(\mathbb{R}^d)$ and the volume integral (or the Lebesgue integral) is restricted to provide integral systems. By the way of definition, their Daniell extensions are then realized as restrictions of I^1 to $C_c(U)^1 \subset L^1(\mathbb{R}^d)$ and $S(U)^1 \subset L^1(\mathbb{R}^d)$ respectively (see Theorem 8.1 for a more systematic account).

Moreover, in view of $S(U) \subset C_c(U)^1$ and $C_c(U) \subset S(U)^1$, the maximality of Daniell extension reveals that $S^1(U) \subset C_c(U)^1$ and $C_c(U)^1 \subset S(U)^1$, i.e., $C_c(U)^1 = S(U)^1$, which is denoted by $L^1(U)$.

Based on this fact, we henceforth regard $L^1(U)$ as a Daniell extension of $S(U)$ or $C_c(U)$ relative to the volume integral.

Exercise 25. Show that $S(U) \subset C_c(U)^1$ and $C_c(U) \subset S(U)^1$. Hint: $S(U)$ and $C_c(U)$ are mutually approximated by doubly bounded sequential limits in a dominated fashion.

Proposition 5.5. For an open subset U of \mathbb{R}^d , $L^1(U) = UL^1(\mathbb{R}^d)$.

Proof. Not obvious is the inclusion $UL^1(\mathbb{R}^d) \subset L^1(U)$.

Since $L^1(\mathbb{R}^d)$ is a linear lattice, it suffices to check $Uf \in L^1(U)$ for any $0 \leq f \in L^1(\mathbb{R}^d)$. To see this, express $U = \bigsqcup_{k \geq 1} R_k$ with R_k rectangles (Proposition 5.2 (i)) and approximate f by $f_\downarrow \leq f \leq f_\uparrow$ ($0 \leq f_\uparrow \in S_\uparrow^1(\mathbb{R}^d)$) so that $I_\uparrow(f_\uparrow - f_\downarrow)$ is small.

Then, in view of $R_k f_\uparrow \in S_\uparrow(U)$ (we can approximate $f_\uparrow \geq 0$ by monotone sequences in $S^+(\mathbb{R}^d)$) and $I_\uparrow(R_k(f_\uparrow - f_\downarrow)) \leq I_\uparrow(f_\uparrow - f_\downarrow)$, $R_k f$ is approximated by $R_k f_\uparrow \in S_\uparrow(U)$, whence $R_k f \in L^1(U)$.

Since the sequence $(R_1 + \cdots + R_m)f$ in $L^1(U)$ converges to Uf as $m \rightarrow \infty$ in such a way that $(R_1 + \cdots + R_m)f$ is dominated by $0 \leq f \in L^1(\mathbb{R}^d)$, the monotone convergence theorem is applied to have $Uf \in L^1(U)$. \square

Remark 7. By a σ -induction (i.e., a monotone class argument) with measure-theoretical completion accompanied, one can generalize the last cutting property to arbitrary Lebesgue measurable sets.

Exercise 26. Let U be a bounded open set of \mathbb{R}^d and f be a bounded continuous function on U . Then $f \in L^1(U)$.

Let $C_b(U)$ be the totality of bounded continuous functions on an open subset U of \mathbb{R}^d and regard it as defined on \mathbb{R}^d by zero extension.

Proposition 5.6. We have $C_b(U)L^1(\mathbb{R}^d) = L^1(U) \subset L^1(\mathbb{R}^d)$.

Proof. Since $C_b(U)$ is a linear lattice, it suffices to show $hf \in L^1(\mathbb{R}^d)$ for each $h \in C_b^+(U)$ and $f \in L^1(\mathbb{R}^d)$. By the level approximation in Appendix D, express h as $h_n \uparrow h$ with h_n positive linear combinations of open sets. We know $h_n f \in L^1(\mathbb{R}^d)$ by Corollary 5.3 (i) and Proposition 4.18. The dominated convergence theorem is then applied for $|h_n f| \leq \|h\| |f|$ to see $hf \in L^1(\mathbb{R}^d)$, whence $hf = Uhf \in UL^1(\mathbb{R}^d) = L^1(U)$. \square

Proposition 5.7. For a compact⁹ subset K of \mathbb{R}^d , let $C(K)$ be the set of continuous functions on K . Then, by zero-extension to $\mathbb{R}^d \setminus K$, $C^+(K) \subset S_\uparrow^1(\mathbb{R}^d)$ and hence $C(K) \subset S_\uparrow^1(\mathbb{R}^d) + S_\downarrow^1(\mathbb{R}^d)$.

Proof. Choose an open rectangle R so that $K \subset R$. Then $R \setminus K \in S_\uparrow^1(\mathbb{R}^d)$ as a bounded open subset and $K = R - (R \setminus K) \in S(\mathbb{R}^d) - S_\uparrow^1(\mathbb{R}^d) = S(\mathbb{R}^d) + S_\downarrow^1(\mathbb{R}^d) = S_\downarrow^1(\mathbb{R}^d)$.

Now each $f \in C^+(K)$ is extended to $h \in C^+(\mathbb{R}^d)$ thanks to Tietze extension (Theorem A.4), which is assumed to have a compact support by replacing it with θh . Here $\theta \in C_c^+(\mathbb{R}^d)$ is chosen¹⁰ to satisfy $R\theta = R$.

Then $h \in C_c(\mathbb{R}^d) \subset S_\uparrow(\mathbb{R}^d) \cap S_\downarrow(\mathbb{R}^d)$ is combined with $K\|f\|_\infty \in S_\downarrow(\mathbb{R}^d)$ to see that $f = h \wedge (K\|f\|_\infty) \in S_\downarrow(\mathbb{R}^d)$, which is integrable in view of $I_\downarrow(f) \geq 0$. \square

⁹In \mathbb{R}^d , this is equivalent to requiring that K is bounded and closed.

¹⁰For example, $\theta = \theta_1 \otimes \cdots \otimes \theta_d$ with $\theta_i \in C_c^+(\mathbb{R})$ satisfying $(a_i, b_i)\theta_i = (a_i, b_i)$.

Example 5.8. Let $\phi : U \rightarrow V$ be a bicontinuous **change-of-variables**, i.e., U and V are open subsets of \mathbb{R}^d , $\phi : U \rightarrow V$ is a bijection with ϕ and ϕ^{-1} continuous. Let $[a, b]$ be a closed rectangle inside U .

Then, for any rectangle R such that $\bar{R} = [a, b]$, say an open-closed one $(a, b]$, $\phi(R)$ is Lebesgue-integrable.

In fact, if $R = (a, b]$ for example, we can choose a sequence (b_n) of points in U so that $(a, b_n) \downarrow (a, b]$ inside U . Since $\phi([a, b_n])$ is bounded as a continuous image of $[a, b_n]$, $\phi((a, b]) = \bigcap \phi((a, b_n))$ is a countable intersection of bounded open sets $\phi((a, b_n))$, whence $\phi((a, b])$ is Lebesgue integrable by Corollary 5.3.

Remark 8. There is a bicontinuous change-of-variables which does not preserve Lebesgue measurable (more precisely negligible) sets.

The following are simple applications of the dominated convergence theorem. Notice that the continuity in t is equivalent to the sequential one: If $t_n \rightarrow t$ in (a, b) , then $\lim_{n \rightarrow \infty} \int_{\mathbb{R}^d} f(x, t_n) dx = \int_{\mathbb{R}^d} f(x, t) dx$.

Proposition 5.9 (Parametric continuity). Let $f(x, t)$ be a real-valued function on $\mathbb{R}^d \times (a, b)$ and assume the following conditions.

- (i) For each $t \in (a, b)$, $f(x, t)$ is an integrable function of $x \in \mathbb{R}^d$.
- (ii) For each $x \in \mathbb{R}^d$, $f(x, t)$ is continuous in $t \in (a, b)$.
- (iii) There exists $g \in L^1(\mathbb{R}^d)$ satisfying $|f(x, t)| \leq g(x)$.

Then $\int_{\mathbb{R}^d} f(x, t) dx$ is a continuous function of $t \in (a, b)$.

Proposition 5.10 (Parametric differentiability). Let $f(x, t)$ be a function on $\mathbb{R}^d \times (a, b)$ satisfying the following conditions.

- (i) For each $t \in (a, b)$, $f(x, t)$ is integrable as a function of $x \in \mathbb{R}^d$,
- (ii) For each $x \in \mathbb{R}^d$, $f(x, t)$ is differentiable in $t \in (a, b)$.
- (iii) There exists $g \in L^1(\mathbb{R}^d)$ satisfying $\left| \frac{\partial f}{\partial t}(x, t) \right| \leq g(x)$.

Then $\frac{\partial f}{\partial t}(x, t)$ is integrable as a function of x and we have

$$\frac{d}{dt} \int_{\mathbb{R}^d} f(x, t) dx = \int_{\mathbb{R}^d} \frac{\partial f}{\partial t}(x, t) dx$$

for $a < t < b$.

Proof. Thanks to an integral inequality

$$\left| \frac{f(x, t+h) - f(x, t)}{h} \right| = \frac{1}{|h|} \left| \int_t^{t+h} \frac{\partial f}{\partial s}(x, s) ds \right| \leq g(x)$$

for $t, t + h \in (a, b)$, we can apply the dominated convergence theorem in the limit

$$\lim_{h \rightarrow 0} \int_{\mathbb{R}^d} \frac{f(x, t + h) - f(x, t)}{h} dx$$

to get the assertion. \square

Corollary 5.11. Let $U \subset \mathbb{R}^d$ be an open subset and f be a function on $U \times (a, b)$ satisfying the condition that

- (i) $f(x, t_0)$ is an integrable function of $x \in U$ for some $t_0 \in (a, b)$,
- (ii) $f(x, t)$ is partially differentiable with respect to t for any $x \in U$,
- (iii) $\frac{\partial f}{\partial t}(x, t) = f'(x, t)$ is a continuous function of $(x, t) \in U \times (a, b)$ and there exists $g \in L^1(U)$ satisfying

$$\left| \frac{\partial f}{\partial t}(x, t) \right| \leq g(x) \quad (x \in U, a < t < b).$$

Then, for each $t \in (a, b)$, both $f(x, t)$ and $\frac{\partial f}{\partial t}(x, t)$ are integrable functions of $x \in U$ and $\int_U f(x, t) dx$ is continuously differentiable in $t \in (a, b)$ so that

$$\frac{d}{dt} \int_U f(x, t) dx = \int_U \frac{\partial f}{\partial t}(x, t) dx.$$

Proof. By (iii), $f'(x, t)$ is an integrable function of $x \in U$ and satisfies

$$\left| \int_{t_0}^t \frac{\partial f}{\partial s}(x, s) ds \right| \leq |t - t_0|g(x)$$

for $t \in (a, b)$. Since $\int_{t_0}^t f'(x, s) ds \in C(U)$ by Theorem 3.6 (iii) as a partial integration of $f'(x, s)$ on s , the integrability of g shows that

$$f(x, t) - f(x, t_0) = \int_{t_0}^t \frac{\partial f}{\partial s}(x, s) ds$$

is integrable as a function of $x \in U$ in view of Corollary 5.3 (iii) and so is $f(x, t)$ due to (i).

Thus all the hypotheses in parametric differentiability are satisfied and we have

$$\frac{d}{dt} \int_U f(x, t) dx = \int_U \frac{\partial f}{\partial t}(x, t) dt,$$

which is in turn continuous in $t \in (a, b)$ by parametric continuity. \square

Example 5.12. The gamma function

$$\Gamma(t) = \int_0^{\infty} x^{t-1} e^{-x} dx$$

is infinitely differentiable in $t > 0$.

For $t = 1$, e^{-x} is integrable in $x > 0$ and, for $0 < a < 1 < b$,

$$\left(\frac{\partial}{\partial t}\right)^n x^{t-1} e^{-x} = x^{t-1} e^{-x} (\log x)^n$$

is continuous in $(x, t) \in (0, \infty) \times (a, b)$ and dominated by a continuous function

$$g(x) = (0, 1] x^{a-1} e^{-x} |\log x|^n + (1, \infty) x^{b-1} e^{-x} (\log x)^n$$

of $x > 0$. Since

$$\int_0^1 x^{a-1} e^{-x} |\log x|^n dx < \infty, \quad \int_1^{\infty} x^{b-1} e^{-x} (\log x)^n dx < \infty,$$

g is integrable and the hypotheses in the corollary are fulfilled.

Exercise 27. Check the integrability of g .

Example 5.13. Differentiation of $\int_0^{\infty} \frac{dx}{t+x^2} = \frac{\pi}{2\sqrt{t}}$ ($t > 0$) gives

$$\int_0^{\infty} \frac{dx}{(t+x^2)^{n+1}} = \frac{\pi}{2t^n \sqrt{t}} \frac{(2n-1)!!}{(2n)!!} \quad (n = 1, 2, \dots).$$

Exercise 28. Find a dominating function of each integrand.

For a later use in §9, we describe partitions of unity in the present context. Let $A \subset \mathbb{R}^d$ be a Lebesgue measurable set and $\rho \in C_c^+(\mathbb{R}^d)$ be a probability density function on \mathbb{R}^d , i.e., $\int \rho(x) dx = 1$. Then, for the translation $\rho_x(y) = \rho(y-x)$ of ρ by $x \in \mathbb{R}^d$, $A\rho_x$ is integrable (Proposition 4.18) and

$$A^\rho(x) \equiv \int_A \rho(y-x) dy = \int_{(A-x) \cap [\rho > 0]} \rho(y) dy \in [0, 1]$$

(a moving average of A by ρ) is continuous as a function of $x \in \mathbb{R}^d$ by parametric continuity, which is in the class C^n if so is ρ by parametric differentiability.

From the last equality, one sees that A^ρ vanishes outside an open set $A - [\rho > 0] = \bigcup_{a \in A} (a - [\rho > 0])$ and $A^\rho(x) = 1$ if $x + [\rho > 0] \subset A$. Thus, for ρ satisfying $[\rho > 0] \subset B_r(0)$, we have

$$\{x \in \mathbb{R}^d; B_r(x) \subset A\} \leq A^\rho \leq \bigcup_{a \in A} B_r(a).$$

Here $B_r(a) = \{x \in \mathbb{R}^d; |x - a| < r\}$ denotes an open ball of radius $r > 0$ centered at $a \in \mathbb{R}^d$. This estimate will be utilized when $r > 0$ is small. In that case, ρ approximately represents the so-called delta function.

Proposition 5.14 (partition of unity). Given a finite open covering $(U_i)_{1 \leq i \leq l}$ of a compact set K in \mathbb{R}^d , we can find functions $h_i \in C_c^+(\mathbb{R}^d)$ satisfying $[h_i] \subset U_i$, $\sum_i h_i \leq 1$ and $\sum_i h_i = 1$ on K .

Proof. For each $x \in K$, choose i and then $r > 0$ so that $B_{4r}(x) \subset U_i$. By compactness of K , we can find a finite subcovering $(B_{r_j}(x_j))$ of $(B_r(x))_{x \in K}$ with the property that, for each j , there is an i satisfying $B_{4r_j}(x_j) \subset U_i$. Let $B_j \subset B_{2r_j}(x_j)$ be defined inductively by

$$B_{2r_1}(x_1) \cup \dots \cup B_{2r_j}(x_j) = B_1 \sqcup B_2 \sqcup \dots \sqcup B_j \quad (j = 1, 2, \dots)$$

and smooth them out by an approximate delta function $\rho \in C_c^+(B_\delta(0))$ for $\delta = \wedge_j r_j$. We then have $[B_j^\rho] \subset \overline{B_{2r_j+\delta}(x_j)} \subset B_{4r_j}(x_j) \subset U_i$ and

$$0 \leq \sum_j B_j^\rho = \left(\bigcup_j B_{2r_j}(x_j) \right)^\rho \leq 1.$$

Moreover, for $x \in K \subset \bigcup_j B_{r_j}(x_j)$,

$$x + [\rho > 0] \subset B_\delta(x) \subset B_{r_j+\delta}(x_j) \subset \bigcup_j B_{2r_j}(x_j)$$

shows that $\sum_j B_j^\rho = \left(\bigcup_j B_{2r_j}(x_j) \right)^\rho = 1$ on K .

Finally, grouping $\{j\}$ into $\bigsqcup_i J_i$ (possibly $J_i = \emptyset$) so that $[B_j^\rho] \subset U_i$ ($j \in J_i$) for $i = 1, 2, \dots, l$, partial sums $h_i = \sum_{j \in J_i} B_j^\rho$ meet the conditions. \square

6. NULL FUNCTIONS AND NULL SETS

Exceptional sets mentioned in §3 are now clearly and firmly described as null sets. A function $f : X \rightarrow [-\infty, \infty]$ is said to be **null** or **negligible** if $\bar{I}(|f|) = 0$. In view of $0 \leq \underline{I}(|f|) \leq \bar{I}(|f|)$, a real-valued function f is null if and only if $f \in L^1$ and $I^1(|f|) = 0$. A subset $A \subset X$ is null or negligible if so is the indicator function of A , i.e., $\bar{I}(A) = I^1(A) = 0$.

Here are simple properties of negligibleness.

Proposition 6.1.

- (i) If $|f| \leq g$ with g a null function, then f is a null function. In particular, a subset of a null set is null.

- (ii) If (f_n) is a sequence of positive null functions, $\sum f_n$ is a null function. Likewise, if (A_n) is a sequence of null sets, the union $\bigcup A_n$ is a null set.
- (iii) f is a null function if and only if $[f \neq 0]$ is a null set.

Proof. (i) follows from the monotonicity of \bar{I} .

(ii) follows from the subadditivity of \bar{I} and $\bigcup A_n \leq \sum A_n$.

(iii) If f is a null function, $\infty|f| = |f| + |f| + \cdots$ is null as well and $[f \neq 0] \leq \infty|f|$ shows that $[f \neq 0]$ is a null set. Conversely, if $[f \neq 0]$ is a null set, $\infty|f| = [f \neq 0] + [f \neq 0] + \cdots$ is a null function and hence so is $|f| \leq \infty|f|$. \square

As a consequence of (iii), we observe that, for an integrable function f , its integral $I^1(f)$ as well as integrability remains unchanged when f is modified on a null set.

Example 6.2. For a function f on \mathbb{R}^d , we define the domain of continuity to be the maximal open subset U on which f is continuous. The discontinuity support $[[f]]$ of f is then defined to be $\mathbb{R}^d \setminus U$.

If $[[f]]$ is a null set with respect to the volume integral, f is Lebesgue integrable if and only if $f|_U \in C(U)$ is Lebesgue integrable.

When f is the indicator of a subset A of \mathbb{R}^d , the discontinuity support is the boundary ∂A of A and, under the condition that $|\partial A| = 0$, A is Lebesgue integrable if and only if $|U| < \infty$.

For functions $f, g : X \rightarrow [-\infty, \infty]$, we write $f \overset{\circ}{\leq} g$ if $[f > g]$ is a null set, which is a semi-order relation among $\bar{\mathbb{R}}$ -valued functions with the associated equivalence relation denoted by $f \overset{\circ}{=} g$. Note that $f \overset{\circ}{=} g$, i.e., $f \overset{\circ}{\leq} g$ and $g \overset{\circ}{\leq} f$, means that $[f \neq g]$ is a null set.

More generally, given a condition P on elements in the base set X of an integral system (L, I) , we say that P is **almost**¹¹ satisfied if $X \setminus [P]$ is a null set.

It is then customary and very useful to talk integrability about functions which are well-defined on X modulo null sets: A function f is integrable in this (extended) sense and write $f \overset{\circ}{\in} L^1$ if there exists $g \in L^1$ such that $f \overset{\circ}{=} g$, with its integral $I^1(f)$ well-defined to be $I^1(g)$.

Example 6.3. $\log|x|$ is locally integrable as a function of $x \in \mathbb{R}$ and its indefinite integral (not a primitive function) is given by a continuous function $x \log|x| - x + C$.

Exercise 29. Check this fact.

The monotone convergence theorem is now strengthened as follows.

¹¹This tasteful usage of ‘almost’ originates from H. Lebesgue’s ‘presque partout’.

Theorem 6.4. Let (f_n) be an increasing sequence in L^1 with $f = \lim f_n$ and assume that $\lim_{n \rightarrow \infty} I^1(f_n) < \infty$. Then $[f = \infty]$ is a null set and $[f < \infty]f$ is integrable so that $I^1([f < \infty]f) = \lim_{n \rightarrow \infty} I^1(f_n)$.

Proof. Let $g_n = f_{n+1} - f_n \in L^1$ so that $f - f_1 = \sum_{n \geq 1} g_n$. Then, thanks to the subadditivity of upper integrals,

$$\bar{I}(f - f_1) \leq \sum_{n \geq 1} \bar{I}(g_n) = \sum_{n \geq 1} I^1(g_n) = \lim_{n \rightarrow \infty} I^1\left(\sum_{j=1}^n g_j\right) = \lim_{n \rightarrow \infty} I^1(f_n - f_1),$$

which is combined with the monotonicity $\lim I^1(f_n - f_1) = \lim \bar{I}(f_n - f_1) \leq \bar{I}(f - f_1)$ to get the equality $\bar{I}(f - f_1) = \lim I^1(f_n - f_1)$.

Here $[f - f_1 = \infty] \leq r(f - f_1)$ ($r > 0$) is used to have

$$\bar{I}([f - f_1 = \infty]) \leq r \bar{I}(f - f_1) = r \lim_{n \rightarrow \infty} I^1(f_n - f_1) = r(\lim_{n \rightarrow \infty} I^1(f_n) - I^1(f_1)).$$

Since $I_{\uparrow}(f) < \infty$ and $r > 0$ is arbitrary, this implies that $[f = \infty] = [f - f_1 = \infty]$ is a null set and then $[f < \infty]f_n \in L^1$ satisfies $I^1([f < \infty]f_n) = I^1(f_n)$ as a modification by a null function.

Now the original monotone convergence theorem is applied to $[f < \infty]f_n \uparrow [f < \infty]f$ with $\lim_{n \rightarrow \infty} I^1([f < \infty]f_n) = \lim_{n \rightarrow \infty} I^1(f_n) < \infty$ to see that $[f < \infty]f$ is integrable and

$$I^1([f < \infty]f) = \lim I^1([f < \infty]f_n) = \lim I^1(f_n).$$

□

Corollary 6.5. Let $f_j \in L^1_{\uparrow}$ satisfy $I^1_{\uparrow}(f_j) < \infty$ ($j = 1, 2$). Then $[f_j = \infty]$ ($j = 1, 2$) are null sets, $[f_1 \wedge f_2 < \infty]f_j$ is integrable and $I^1([f_1 \wedge f_2 < \infty]f_1 - [f_1 \wedge f_2 < \infty]f_2) = I^1_{\uparrow}(f_1) - I^1_{\uparrow}(f_2)$.

Exercise 30. Let $f : X \rightarrow (-\infty, \infty]$ satisfy $f_n \uparrow f$ with $f_n \in L^1$. Then $\bar{I}(f) = \lim_{n \rightarrow \infty} I^1(f_n)$.

As an almost version of convergence theorem, we record here the following.

Theorem 6.6 (Dominated Series Convergence). Let $(f_n)_{n \geq 1}$ be a sequence of integrable functions with f_n dominated by $g_n \in L^1$ so that $|f_n| \leq g_n$ and $\sum_{n=1}^{\infty} I^1(g_n) < \infty$. Then $\sum_{n \geq 1} f_n(x)$ converges absolutely to an integrable function $f(x)$ for almost all x and $I^1(f) = \sum_{n=1}^{\infty} I^1(f_n)$.

Proof. Since the increasing sequence $(\sum_{k=1}^n g_k)$ in L^1 satisfies

$$\lim_{n \rightarrow \infty} I^1\left(\sum_{k=1}^n g_k\right) = \sum_{n \geq 1} I^1(g_n) < \infty,$$

letting $g = \sum_{n \geq 1} g_n \in L^1_{\uparrow}$, $[g = \infty]$ is a null set with $[g < \infty]g$ and $[g < \infty]f_n \stackrel{\circ}{=} f_n$ integrable. Then $f \equiv [g < \infty] \sum_{n \geq 1} f_n$ is integrable and

$$\begin{aligned} I^1(f) &= \lim_{n \rightarrow \infty} I^1\left([g < \infty] \sum_{k=1}^n f_k\right) = \lim_{n \rightarrow \infty} \sum_{k=1}^n I^1([g < \infty]f_k) \\ &= \lim_{n \rightarrow \infty} \sum_{k=1}^n I^1(f_k) = \sum_{n \geq 1} I^1(f_n) \end{aligned}$$

by the dominated convergence theorem. \square

Example 6.7. For $s > 1$, $t^{s-1}/(e^t - 1)$ is an integrable function of $t > 0$ and we have

$$\int_0^{\infty} \frac{t^{s-1}}{e^t - 1} dt = \zeta(s)\Gamma(s),$$

where the zeta function $\zeta(s)$ is defined by

$$\zeta(s) = \sum_{n=1}^{\infty} \frac{1}{n^s}.$$

In fact, the dominated series convergege (of ordinary version) is applied to the expression $t^{s-1}/(e^t - 1) = \sum_{n=0}^{\infty} t^{s-1}e^{-t}e^{-nt}$ to have

$$\begin{aligned} \int_0^{\infty} \frac{t^{s-1}}{e^t - 1} dt &= \sum_{n=0}^{\infty} \int_0^{\infty} t^{s-1}e^{-t}e^{-nt} dt = \sum_{n=0}^{\infty} \frac{1}{(n+1)^s} \int_0^{\infty} t^{s-1}e^{-t} dt \\ &= \zeta(s)\Gamma(s). \end{aligned}$$

At this point, we have various monotone extensions of L between $L^1 \cap L_{\uparrow}$ and $L^1_{\uparrow} = (L^1)_{\uparrow}$:

$$\begin{aligned} &\{f \in L_{\uparrow}; I_{\uparrow}(f) < \infty\}, \\ &\{f : X \rightarrow \mathbb{R}; f \stackrel{\circ}{\in} L_{\uparrow}\}, \\ &\{f : X \rightarrow \mathbb{R}; f \stackrel{\circ}{\in} L_{\uparrow}, I^1_{\uparrow}(f) < \infty\} \end{aligned}$$

and so on. Among these, the last one is interesting because every integrable function is a difference of functions belonging to this class (see Appendix C), whereas the first one is practically useful because concrete integrable functions are differences of functions in this class, which shall be utilized in repeated integrals discussed in the next section.

7. REPEATED INTEGRALS REVISITED

Historically a reasonable formulation of the subject had not been apparent for a while and it was crucial to allow exceptional points

which constitute a null set. We here present a practical form of the so-called Fubini theorem without getting involved much in measurability.

Let $d = d' + d''$ and express $x \in \mathbb{R}^d$ by $x = (x', x'')$ with $x' \in \mathbb{R}^{d'}$ and $x'' \in \mathbb{R}^{d''}$. For $A \subset \mathbb{R}^d$, let $A' \subset \mathbb{R}^{d'}$ ($A'' \subset \mathbb{R}^{d''}$) be the projection of A to the d' -component (d'' -component) respectively and the slice of A by $x' \in \mathbb{R}^{d'}$ ($x'' \in \mathbb{R}^{d''}$) is defined to be $A_{x'} = \{a'' \in \mathbb{R}^{d''}; (x', a'') \in A\}$ ($A_{x''} = \{a' \in \mathbb{R}^{d'}; (a', x'') \in A\}$). Thus $A' = \{x' \in \mathbb{R}^{d'}; A_{x'} \neq \emptyset\}$.

Note that, for an open set U , slices $U_{x'}$, $U_{x''}$ as well as projections U' , U'' are open sets.

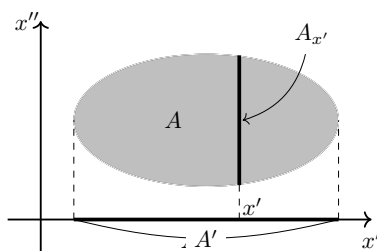


FIGURE 9. Projection and Slice

Proposition 3.4 is here paraphrased as follows.

Lemma 7.1. Let $f \in S_{\uparrow}(\mathbb{R}^d)$. Then, for each $x' \in \mathbb{R}^{d'}$, $f(x', \cdot) \in S_{\uparrow}(\mathbb{R}^{d''})$ and $\int f(x', x'') dx''$ belongs to $S_{\uparrow}(\mathbb{R}^{d'})$ as a function of x' in such a way that

$$\int f(x) dx = \int dx' \int f(x', x'') dx''.$$

Proposition 7.2. Let f be a real-valued function f on an open subset $U \subset \mathbb{R}^d$ and assume that $f_{\pm} = 0 \vee (\pm f) \in S_{\uparrow}^+(U)$. Recall that the condition $f_{\pm} \in S_{\uparrow}^+(U)$ holds if $f \in C(U)$ (Proposition 5.2). The zero-extension of f to \mathbb{R}^d is here denoted by Uf .

Then Uf is Lebesgue integrable if and only if $|f| \in S_{\uparrow}^+(U)$ fulfills $I_{\uparrow}(U|f|) = I_{\uparrow}(Uf_+) + I_{\uparrow}(Uf_-) < \infty$, i.e.,

$$\int_{U'} dx' \int_{U_{x'}} |f(x', x'')| dx'' < \infty.$$

Moreover, if this is satisfied, we have

$$\int_U f(x) dx = \int_{U'} dx' \int_{U_{x'}} f(x', x'') dx''.$$

Here $f(x', \cdot)$ belongs to $L^1(\mathbb{R}^{d''})$ for almost all $x' \in U'$ and $\int_{U_{x'}} f(x', x'') dx''$ is integrable as a function of $x' \in U'$.

Proof. By Proposition 5.2 (iv) and Lemma 7.1, the integrability of Uf is equivalent to the condition that $|f| \in S_{\uparrow}^+(U)$ satisfies

$$\int_{U'} dx' \int_{U_{x'}} |f(x', x'')| dx'' = I_{\uparrow}(U|f|) = I_{\uparrow}(Uf_+) + I_{\uparrow}(Uf_-) < \infty.$$

Moreover, under this condition,

$$\begin{aligned} \int_U f(x) dx &= \int_U f_+(x) dx - \int_U f_-(x) dx \\ &= \int_{U'} dx' \int_{U_{x'}} f_+(x', x'') dx'' - \int_{U'} dx' \int_{U_{x'}} f_-(x', x'') dx''. \end{aligned}$$

In this expression, Corollary 6.5 is used to see that $\int_U f_{\pm}(dx) dx < \infty$ implies $f_{\pm}(x', \cdot) \in L^1(\mathbb{R}^{d''})$, i.e., $f(x', \cdot) = f_+(x', \cdot) - f_-(x', \cdot) \in L^1(\mathbb{R}^{d''})$ for almost all $x' \in U'$ (as functions on $\mathbb{R}^{d''}$ supported by $U_{x'}$) and

$$\begin{aligned} \int_{U'} dx' \int_{U_{x'}} f_+(x', x'') dx'' - \int_{U'} dx' \int_{U_{x'}} f_-(x', x'') dx'' \\ = \int_{U'} dx' \int_{U_{x'}} f(x', x'') dx''. \end{aligned}$$

□

Corollary 7.3. Let $\varphi < \psi$ be $\overline{\mathbb{R}}$ -valued continuous functions on an open subset $U \subset \mathbb{R}^d$ and $D = \{(x, y); x \in U, \varphi(x) < y < \psi(x)\} \in S_{\uparrow}(\mathbb{R}^{d+1})$ be an open set bordered by φ and ψ (a graph region).

Then, for a real-valued function f on D satisfying $f_{\pm} \in S_{\uparrow}^+(D)$, $D|f| \in S_{\uparrow}(\mathbb{R}^{d+1})$ and its integral $I_{\uparrow}(D|f|)$ is calculated by

$$\int_D |f| = \int_U dx \int_{\varphi(x)}^{\psi(x)} |f(x, y)| dy$$

so that this is finite if and only if $Df \in L^1(\mathbb{R}^{d+1})$. Moreover, if this is the case,

$$I^1(Df) = \int_D f = \int_U dx \int_{\varphi(x)}^{\psi(x)} f(x, y) dy,$$

In particular, for the choice $f \equiv 1$ and $U = (a, b)$, the Lebesgue measure $|D|$ of D is expressed by a one-variable integral

$$|D| = \int_a^b (\psi(x) - \varphi(x)) dx,$$

which is exactly the area formula for D in the elementary calculus.

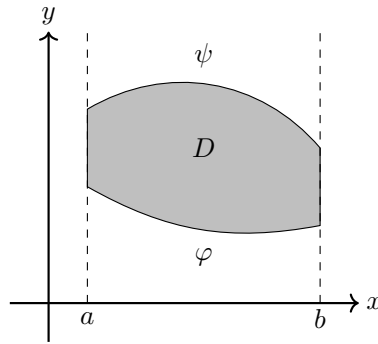


FIGURE 10. Graph Region

Remark 9. Repeated integral formulas discussed so far are further extended to integrable functions, known as Fubini's theorem. Our formulation is just restricted to L_{\downarrow} in essence, which enables us to avoid almost-technicalities.

One of most efficient way to circumvent these is to rephrase the integrability according to AppendixC and write down M -integrability in repeated integrals.

Example 7.4. When U is bounded and $\phi : U \rightarrow \mathbb{R}$ is a continuous function, the choice $\varphi = \phi - \delta$ and $\psi = \phi + \delta$ with $\delta > 0$ gives

$$|D| = \int_U 2\delta \, dx = 2\delta|U| \downarrow 0 \quad (\delta \downarrow 0).$$

Thus the graph $\{(x, \phi(x)); x \in U\} \subset U \times \mathbb{R}$ of ϕ , which is included in D for any $\delta > 0$, is a null set. This property remains valid even for an unbounded U as a countable union of bounded graphs.

Example 7.5. Consider the repeated integral of $e^{-(1+x^2)y}$ supported by the first quadrant $(0, \infty)^2 \subset \mathbb{R}^2$. In terms of the half Gaussian integral $C = \int_0^\infty e^{-x^2} \, dx$, this is

$$\int_{x>0, y>0} e^{-(1+x^2)y} \, dx dy = \int_0^\infty dy e^{-y} \int_0^\infty e^{-yx^2} \, dx = C \int_0^\infty e^{-y} \frac{1}{\sqrt{y}} \, dy = 2C^2,$$

which is equal to

$$\int_0^\infty dx \int_0^\infty e^{-(1+x^2)y} \, dy = \int_0^\infty \frac{1}{x^2 + 1} \, dx = \frac{\pi}{2}.$$

Thus

$$\int_0^\infty e^{-x^2} \, dx = \frac{\sqrt{\pi}}{2}.$$

Example 7.6 (Dirichlet integral). From repeated integrals of the double integral

$\int_{x>0, y>r} e^{-xy} \sin x \, dx dy$ ($r > 0$), we have

$$\int_0^\infty e^{-rx} \frac{\sin x}{x} \, dx = \frac{\pi}{2} - \arctan r,$$

which is the Laplace transform of $\text{sinc}(x) = (\sin x)/x$ ($x > 0$) and its continuity at $r = +0$ (Theorem 2.27) results in the formula

$$\int_0^\infty \frac{\sin x}{x} \, dx = \frac{\pi}{2}.$$

Exercise 31. Compute $\int_0^\infty \frac{(\sin x)^{2n+1}}{x} \, dx$ for $n = 1, 2, \dots$

In Proposition 7.2, ‘almost all’ qualification appeared instead of ‘all’, which is really needed.

Example 7.7. Let $U = \{(x, y) \in \mathbb{R}^2; 0 < x^2 + y^2 < 1\}$ and consider a continuous function f on U defined by $f(x, y) = 1/(x^2 + y^2)^{\alpha/2}$ ($\alpha > 0$). Then,

$$\int_{-\sqrt{1-x^2}}^{\sqrt{1-x^2}} f(x, y) \, dy = 2 \int_0^{\sqrt{1-x^2}} \frac{1}{(x^2 + y^2)^{\alpha/2}} \, dy \quad (x \neq 0)$$

and

$$\int_{-1}^1 f(0, y) \, dy = 2 \int_0^1 \frac{1}{y^\alpha} \, dy = \begin{cases} 2/(1-\alpha) & (\alpha < 1) \\ \infty & (\alpha \geq 1) \end{cases}.$$

Thus the partial integral $\int f(x, y) \, dy$ is not integrable at $x = 0$ if $\alpha \geq 1$.

Even in that case, $\int f(x, y) \, dy$ is continuous in $-1 \leq x \leq 1$ as a $[0, \infty]$ -valued function and one sees that

$$\int_{-1}^1 dx \int_{-\sqrt{1-x^2}}^{\sqrt{1-x^2}} f(x, y) \, dy = \int_U f(x, y) \, dx dy,$$

which turns out to be finite if and only if $\alpha < 2$ (see Example 8.10).

Exercise 32. Show that $\int_{-\sqrt{1-x^2}}^{\sqrt{1-x^2}} f(x, y) \, dy$ is continuous as a $[0, \infty]$ -valued function of $x \in [-1, 1]$.

As a theoretical application, we take up the integration-by-parts formula for improper integrals. Let f and g be real-valued functions on an open interval (a, b) satisfying the condition that $[x, y]f, [x, y]g \in S_\uparrow(\mathbb{R}) \cap S_\downarrow(\mathbb{R})$ for $[x, y] \subset (a, b)$. Let F and G be indefinite integrals of

f and g respectively, i.e., F and G are continuous functions on (a, b) satisfying

$$\int_x^y f(t) dt = F(y) - F(x), \quad \int_x^y g(t) dt = G(y) - G(x)$$

for any $[x, y] \subset (a, b)$.

We assume that the improper integrals of f and g exist, i.e., F and G are continuously extended to $[a, b]$ so that

$$F(a) = \lim_{x \rightarrow a+0} F(x), \quad F(b) = \lim_{x \rightarrow b-0} F(x)$$

and similarly for G .

For a subinterval $[x, y] \subset (a, b)$, $[x, y]G \in S_{\uparrow}(\mathbb{R}) \cap S_{\downarrow}(\mathbb{R})$ by Corollary 2.7 and then $[x, y]fG \in S_{\uparrow}(\mathbb{R}) \cap S_{\downarrow}(\mathbb{R})$ by Proposition 2.5 (iii). Thus we can talk about improper integrability of product functions fG and Fg .

Proposition 7.8. The improper integrals of fG and Fg exist if one of them exists and, if this is the case, we have

$$\int_a^b F(t)g(t) dt + \int_a^b f(t)G(t) dt = F(b)G(b) - F(a)G(a).$$

Proof. Let $h = f \otimes g$, i.e., $h(s, t) = f(s)g(t)$ ($s, t \in (a, b)$) with

$$h_+ = f_+ \otimes g_+ + f_- \otimes g_-, \quad h_- = f_+ \otimes g_- + f_- \otimes g_+.$$

In view of $[x, y]f_{\pm} = [x, y](|f| \pm f)$, $[x, y]g_{\pm} = [x, y](|g| \pm g) \in S_{\uparrow}^+(\mathbb{R})$ for $[x, y] \subset (a, b)$, a bounded open set $D = \{(s, t); x < s < t < y\}$ satisfies $Dh_{\pm} = D([x, y] \times [x, y])h_{\pm} \in S_{\uparrow}^+(D)$ by Proposition 5.2 (ii). Since h is bounded on $[x, y] \times [x, y]$, Dh as well as Dh_{\pm} is integrable and $\int_D h(s, t) ds dt$ is calculated in two ways by Corollary 7.3 to have

$$\begin{aligned} \int_x^y ds f(s) \int_s^y dt g(t) &= \int_x^y ds f(s)(G(y) - G(s)) \\ &= (F(y) - F(x))G(y) - \int_x^y f(s)G(s) ds \end{aligned}$$

and

$$\begin{aligned} \int_x^y dt g(t) \int_x^t f(s) ds &= \int_x^y dt g(t)(F(t) - F(x)) \\ &= \int_x^y F(t)g(t) dt - F(x)(G(y) - G(x)), \end{aligned}$$

whence

$$\int_x^y f(s)G(s) ds + \int_x^y F(t)g(t) dt = F(y)G(y) - F(x)G(x).$$

The assertion is now obtained by taking limits $x \rightarrow a$ and $y \rightarrow b$. \square

Remark 10. When repeated integrals are fully developed, the integration-by-parts formula can be generalized to locally integrable functions.

Exercise 33. A continuous function f in Theorem 2.27 can be replaced with one satisfying $[x, y]f \in S_{\uparrow}(\mathbb{R}) \cap S_{\downarrow}(\mathbb{R})$ for $[x, y] \subset (0, \infty)$.

8. JACOBIAN FORMULA

To fully appreciate the power of repeated integrals, we here establish the change-of-variables formula in multiple integrals.

Theorem 8.1 (Transfer Principle). Let (L, I) , (M, J) be integral systems on sets X, Y respectively, $\rho : X \rightarrow [0, \infty)$ be a function on X and $\phi : X \rightarrow Y$ be a map satisfying $\rho(M \circ \phi) \subset L$ and $I(\rho(g \circ \phi)) = J(g)$ ($g \in M$). Here $\rho(g \circ \phi)$ denotes the product function of ρ and $g \circ \phi$.

Then we have $\rho(M^1 \circ \phi) \subset L^1$ and $I^1(\rho(g \circ \phi)) = J^1(g)$ ($g \in M^1$) for their Daniell extensions.

Proof. We just check $\rho(M_{\uparrow} \circ \phi) \subset L_{\uparrow}$, $I_{\uparrow}(\rho(g \circ \phi)) = J_{\uparrow}(g)$ ($g \in M_{\uparrow}$) and so on, step by step. Details are left to the reader. \square

Corollary 8.2.

- (i) If $\phi : X \rightarrow Y$ is bijective and $L = M \circ \phi$, we have $L^1 = M^1 \circ \phi$ and $J^1(g) = I^1(g \circ \phi)$ ($g \in M^1$).
- (ii) If integral systems (L, I) , (M, J) on a set X satisfy $L \subset M$, $J|_L = I$, i.e., (M, J) is an extension of (L, I) , then $L^1 \subset M^1$ and J^1 on M^1 is an extension of I^1 on L^1 .

Example 8.3. For $f \in L^1(\mathbb{R}^d)$ and $y \in \mathbb{R}^d$, $f(x + y)$ is integrable as a function of $x \in \mathbb{R}^d$ and

$$\int_{\mathbb{R}^d} f(x + y) dx = \int_{\mathbb{R}^d} f(x) dx.$$

This follows from translational invariance of the volume integral.

Exercise 34. For a function $f \in L^1(\mathbb{R}^d)$ and a positive real $r > 0$, check the identity

$$\int_{\mathbb{R}^d} f(rx) dx = r^{-d} \int_{\mathbb{R}^d} f(x) dx.$$

We now state our goal (Jacobian¹² formula) in this section as follows.

Theorem 8.4. Let U, V be open subsets of \mathbb{R}^d and $\phi : U \rightarrow V$ be a smooth change-of-variables, i.e., ϕ is bijective with ϕ and ϕ^{-1} differentiable and the derivative $\phi' : U \rightarrow M_d(\mathbb{R})$ of ϕ continuous. Note that $\phi'(x)$ is an invertible matrix for each $x \in U$.

Then, for $g \in C_c(V) \cup C^+(V)$,

$$\int_V g(y) dy = \int_U g(\phi(x)) |\det(\phi'(x))| dx.$$

Thanks to the transfer principle, the Jacobian formula remains valid for $g \in L^1(V)$ as well.

Corollary 8.5. A function g on V is Lebesgue integrable (Lebesgue negligible) if and only if so is $(g \circ \phi) |\det(\phi')|$ on U ($g \circ \phi$ on U).

Remark 11. Nowadays, there seems some confusion in what Jacobian means. In view of historical flow, it was used (and is still used) to express $\det(\phi'(x))$ but a recent usage is widened to refer to its absolute value as well or even the differential matrix $\phi'(x)$.

Proposition 8.6. A smooth change-of-variables preserves Lebesgue measurable sets as well as Lebesgue null sets.

Proof. Let $\phi : U \rightarrow V$ be a smooth change-of-variables and $B \subset V$ be Lebesgue measurable. By Proposition 4.17 we have an expression $B_m \uparrow B$ with $(B_m)_{m \geq 1}$ an increasing sequence of Lebesgue integrable sets. Since $|\det \phi'|^{-1}$ is a continuous function on U , we can find a sequence $h_n \in C_c^+(U)$ so that $h_n \uparrow |\det \phi'|^{-1}$. Then

$$(B_m \circ \phi) |\det \phi'| h_n \in L^1(U) C_c(U) \subset L^1(U)$$

(Proposition 5.6) and $h_n(B_m \circ \phi) |\det \phi'| \uparrow B_m \circ \phi$ shows that $B_m \circ \phi \in L^1_+(U)$, whence $B_m \circ \phi \uparrow B \circ \phi \in L^1_+(U)$ by Lemma 4.9. Thus $B \circ \phi = \phi^{-1}(B)$ is Lebesgue measurable by Proposition 4.17 (i).

For a null set B , $\int_U (B \circ \phi) |\det \phi'| = \int_V B = |B| = 0$ and $\phi^{-1}(B) = [(B \circ \phi) |\det \phi'| > 0]$ is a null set by Proposition 6.1 (iii). \square

Corollary 8.7. Let U be an open subset of \mathbb{R}^d and $\phi : U \rightarrow \mathbb{R}$ be a smooth function satisfying $\phi'(x) \neq 0$ ($x \in U$). Then each level set $[\phi = c]$ is negligible relative to the volume integral.

Example 8.8. For $\alpha > 0$ and $\beta > 0$, consider the integral

$$\int_{\mathbb{R}^2} \frac{e^{-\beta(x^2+y^2)}}{|x^2 + y^2 - 1|^\alpha} dx dy.$$

¹²Recall that the Jacobian of a smooth change-of-variables $y = \phi(x)$ is $\det(\phi'(x))$, which is also denoted by $\frac{\partial(y_1, \dots, y_d)}{\partial(x_1, \dots, x_d)}$.

whose integrand has singularity on the circle $x^2 + y^2 = 1$. Since this unit circle is negligible as a level set of $x^2 + y^2$, the integral as well as integrability is reduced to

$$\int_{x^2+y^2 \neq 1} \frac{e^{-\beta(x^2+y^2)}}{|x^2 + y^2 - 1|^\alpha} dx dy,$$

which is an integral of continuous function on an open subset.

Proof of Jacobian Formula

We first deal with the special case when $\phi : \mathbb{R}^d \rightarrow \mathbb{R}^d$ is realized by a matrix multiplication: Let T be an invertible matrix of size d . Then for $f \in C_c(\mathbb{R}^d)$ and hence for $f \in L^1(\mathbb{R}^d)$ by the transfer principle,

$$\int f(Tx) dx = |\det T|^{-1} \int f(x) dx,$$

whence $|T^{-1}A| = |\det T|^{-1}|A|$ for a Lebesgue integrable set A of \mathbb{R}^d . Remark here that under an invertible linear transformation of variables $C_c(\mathbb{R}^d) \subset S_\uparrow(\mathbb{R}^d) \cap S_\downarrow(\mathbb{R}^d)$ is invariant, whereas $S_\uparrow(\mathbb{R}^d) \cap S_\downarrow(\mathbb{R}^d)$ is not as noticed before.

Since any invertible matrix is a product of elementary ones and the volume integral is permutation-invariant, the repeated integral formula on $S_\uparrow(\mathbb{R}^d) \cap S_\downarrow(\mathbb{R}^d)$ reduces the problem to checking it for two-dimensional matrices

$$\begin{pmatrix} \alpha & 0 \\ 0 & \beta \end{pmatrix}, \quad \begin{pmatrix} 1 & \gamma \\ 0 & 1 \end{pmatrix},$$

where $\alpha, \beta \in \mathbb{R}^\times$ and $\gamma \in \mathbb{R}$.

For these, the scale covariance and the translational invariance of the width integral are combined with repeated integrals to conclude as follows:

$$\begin{aligned} \int_{\mathbb{R}^2} f(\alpha x, \beta y) dx dy &= \frac{1}{|\alpha||\beta|} \int_{\mathbb{R}^2} f(x, y) dx dy. \\ \int_{\mathbb{R}^2} f(x + \gamma y, y) dx dy &= \int_{\mathbb{R}} dy \int_{\mathbb{R}} f(x + \gamma y, y) dx \\ &\quad (\text{by the translational invariance of } \int dx) \\ &= \int_{\mathbb{R}} dy \int_{\mathbb{R}} f(x, y) dx = \int_{\mathbb{R}^2} f(x, y) dx dy. \end{aligned}$$

Next we go on to the non-linear case after J. Schwartz[6]. For the Jacobian formula on $C_c(V)$, it is enough to show the validity for $g \in C_c^+(V)$, which in turn implies the case $C^+(V)$ because each $g \in C^+(V)$ is expressed in the form $g_n \uparrow g$ with $g_n \in C_c^+(V)$.

To establish the formula on $C_c^+(V)$, we need some notations in norm estimates. For a numerical vector $x = (x_1, \dots, x_d) \in \mathbb{R}^d$ and a real matrix $A = (a_{i,j})_{1 \leq i, j \leq d}$, set

$$\|x\|_\infty = \max_{1 \leq i \leq d} \{|x_i|\}, \quad \|A\| = \max_{1 \leq i \leq d} \left\{ \sum_{j=1}^d |a_{i,j}| \right\},$$

where $\|A\|$ is the operator norm relative to $\|\cdot\|_\infty$ and satisfies inequalities $\|Ax\|_\infty \leq \|A\|\|x\|_\infty$, $\|AB\| \leq \|A\|\|B\|$.

Exercise 35. Check these inequalities.

Let $[a, b]$ ($b_1 - a_1 = \dots = b_d - a_d = 2r$) be a d -dimensional closed cube contained in U . By the fundamental formula in calculus, we have

$$\phi(x) - \phi(c) = \sum_{j=1}^d \int_0^1 dt (x_j - c_j) \frac{\partial \phi}{\partial x_j}(tx + (1-t)c)$$

and then

$$\|\phi(x) - \phi(c)\|_\infty \leq \|x - c\|_\infty \max_{0 \leq t \leq 1} \|\phi'(tx + (1-t)c)\|$$

for $x, c \in [a, b]$.

In particular, choosing $c = (a + b)/2$, we see that $\phi([a, b])$ is included in the closed cube of center $\phi(c)$ and width $2r\|\phi'\|_{[a,b]}$, whence

$$|\phi([a, b])| \leq \|\phi'\|_{[a,b]}^d (2r)^d = \|\phi'\|_{[a,b]}^d |(a, b)|,$$

where, for a subset $C \subset U$, $\|\phi'\|_C = \sup\{\|\phi'(x)\|; x \in C\}$. Recall here that $\phi([a, b])$ is a Lebesgue integrable set (Example 5.8).

Invoking the chain rule $(\phi'(c)^{-1}\phi)' = \phi'(c)^{-1}\phi'$, the above estimate applied to a map $\phi'(c)^{-1}\phi : U \rightarrow \phi'(c)^{-1}(V)$ takes the form

$$|\phi([a, b])| = |\det \phi'(c)| |\phi'(c)^{-1}\phi([a, b])| \leq |\det \phi'(c)| \|\phi'(c)^{-1}\phi'\|_{[a,b]}^d |(a, b)|.$$

Let $f = g \circ \phi \in C_c^+(U)$ and divide $(a, b]$ into a multiple partition Δ so that $(a, b]$ is a disjoint union of open-closed subcubes $(R_i)_{1 \leq i \leq m}$ with width $2r$. We then apply the above inequality for each R_i with the center ξ_i of R_i as a sample point to have

$$I^1(f_{(\Delta), \xi} \circ \phi^{-1}) = \sum_i f(\xi_i) |\phi(R_i)| \leq \sum_i f(\xi_i) |\det \phi'(\xi_i)| \|\phi'(\xi_i)^{-1}\phi'\|_{R_i}^d |R_i|.$$

Note here that $\phi(R_i) = R_i \circ \phi^{-1}$ as an indicator function and hence $|\phi(R_i)| = I^1(R_i \circ \phi^{-1})$.

Now, letting $m \rightarrow \infty$ so that $r \rightarrow 0$, $f_{\Delta, \xi}$ converges uniformly to $(a, b]f$ and the dominated convergence theorem gives

$$\begin{aligned} \lim_{m \rightarrow \infty} I^1(f_{(\Delta], \xi} \circ \phi^{-1}) &= I^1(((a, b]f) \circ \phi^{-1}) \\ &= I^1(\phi((a, b])(f \circ \phi^{-1})) = \int_{\phi((a, b])} f(\phi^{-1}(y)) dy, \end{aligned}$$

whereas, in the right hand side of the inequality, $\phi'(\xi_i)^{-1}\phi'(x)$ converges to the identity matrix uniformly in i and $x \in R_i$, which is combined with the Cauchy-Riemann formula (Theorem 3.10) to get

$$\lim_{m \rightarrow \infty} \sum_i f(\xi_i) |\det \phi'(\xi_i)| \|\phi'(\xi_i)^{-1}\phi'\|_{R_i}^d |R_i| = \int_{(a, b]} f(x) |\det \phi'(x)| dx,$$

concluding that

$$\int_{\phi((a, b])} g(y) dy \leq \int_{(a, b]} g(\phi(x)) |\det \phi'(x)| dx.$$

Now express U as a disjoint union of countably many dyadic cubes $(a, b]$ satisfying $[a, b] \subset U$ so that $f = \sum (a, b]f$. Since $g \in C_c^+(V)$ is integrable, we can apply the dominated convergence theorem (or the dominated series convergence) to the expression $\sum ((a, b]f) \circ \phi^{-1} = f \circ \phi^{-1} = g$ to obtain

$$\begin{aligned} \int_V g(y) dy &= \sum_{(a, b]} \int_{\phi((a, b])} g(y) dy \leq \sum_{(a, b]} \int_{(a, b]} g(\phi(x)) |\det \phi'(x)| dx \\ &= \int_U g(\phi(x)) |\det \phi'(x)| dx. \end{aligned}$$

Since the last integrand h is in $C_c^+(U)$, $\phi^{-1} : V \rightarrow U$ is applied for h , together with the chain rule $\phi'(\phi^{-1}(y))(\phi^{-1})'(y) = (\phi \circ \phi^{-1})'(y) = \text{id}$, to obtain the reverse inequality

$$\int_U g(\phi(x)) |\det \phi'(x)| dx \leq \int_V g(y) dy,$$

proving the Jacobian formula for $g \in C_c^+(V)$.

Exercise 36. Check the integrability of $\phi((a, b])g$ when $[a, b] \subset U$. Hint: Express $(a, b_n] \downarrow (a, b]$ and notice that $\phi(a, b_n]g$ is integrable.

Exercise 37. Provide the details of

$$\lim_{m \rightarrow \infty} \sum_i f(\xi_i) |\det \phi'(\xi_i)| \|\phi'(\xi_i)^{-1}\phi'\|_{R_i}^d |R_i| = \int_{(a, b]} f(x) |\det \phi'(x)| dx.$$

Hint: The right hand side is equal to $\lim_{m \rightarrow \infty} \sum_i f(\xi_i) |\det(\phi'(\xi_i))| |R_i^c|$.

Remark 12. If we use the technique of partition of unity concerning open coverings, we can dispense with convergence theorems in Lebesgue integrals and complete the whole proof within Cauchy-Riemann integrals.

Example 8.9. Let $n = 2$ and $\phi : (0, \infty) \times (-\pi, \pi) \rightarrow \mathbb{R}^2 \setminus (-\infty, 0] \times \{0\}$ be the polar coordinate transformation $\phi(r, \theta) = (r \cos \theta, r \sin \theta)$. Here old variables are (r, θ) and we regard (x, y) as new variables. Then

$$\det(\phi'(r, \theta)) = \begin{vmatrix} \cos \theta & -r \sin \theta \\ \sin \theta & r \cos \theta \end{vmatrix} = r$$

and, if an open set $U \subset (0, \infty) \times (-\pi, \pi)$ is transformed into an open set $V \subset \mathbb{R}^2 \setminus (-\infty, 0] \times \{0\}$ by ϕ , the equality

$$\int_V g(x, y) \, dx dy = \int_U g(r \cos \theta, r \sin \theta) \, r dr d\theta$$

holds for $g \in C^+(V)$. Thus, if $f \in C(V)$ satisfies $|f| \leq g$ with

$$\int_U g(r \cos \theta, r \sin \theta) \, r dr d\theta < \infty,$$

then $f \in L^1(V)$ and

$$\int_V f(x, y) \, dx dy = \int_U f(r \cos \theta, r \sin \theta) \, r dr d\theta.$$

Since $\mathbb{R}^2 \setminus V = (-\infty, 0] \times \{0\}$ is a null set, f is integrable as a function on \mathbb{R}^2 and we also have

$$\int_{\mathbb{R}^2} f(x, y) \, dx dy = \int_0^\infty dr \, r \int_{-\pi}^\pi f(r \cos \theta, r \sin \theta) \, d\theta.$$

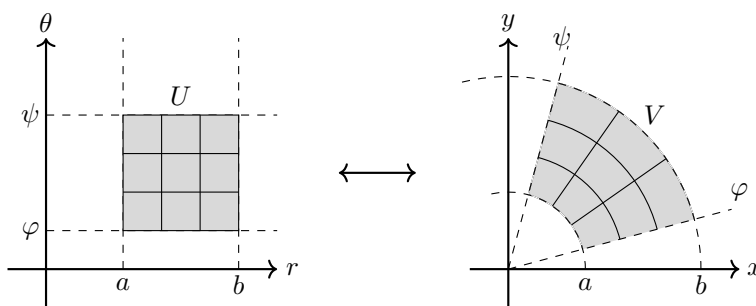


FIGURE 11. Polar Coordinates

Example 8.10. As a supplement to Example 7.7, we have

$$\int_{x^2+y^2 < 1} \frac{1}{(x^2 + y^2)^{\alpha/2}} \, dx dy = 2\pi \int_0^1 \frac{r}{r^\alpha} \, dr = \begin{cases} 1/(2 - \alpha) & (\alpha < 2) \\ \infty & (\alpha \geq 2) \end{cases}.$$

Exercise 38. Express the integral

$$\int_{x^2+y^2>1} \frac{e^{-\beta(x^2+y^2)}}{(x^2+y^2-1)^\alpha} dx dy$$

($\alpha > 0, \beta > 0$) in Example 8.8 by the Gamma function.

Example 8.11. For $C = \int_{-\infty}^{\infty} e^{-t^2} dt$ we have

$$\begin{aligned} C^2 &= \int_{\mathbb{R}^2} e^{-(x^2+y^2)} dx dy = \int_{(0,\infty) \times (-\pi,\pi)} e^{-r^2} r dr d\theta \\ &= \int_0^\infty e^{-r^2} r dr \int_{-\pi}^\pi d\theta = \pi \int_0^\infty e^{-r^2} d(r^2) = \pi, \end{aligned}$$

showing $C = \sqrt{\pi}$ again.

As a popular application, we shall express the beta function in terms of the gamma function.

Recall that the gamma function is defined by

$$\Gamma(t) = \int_0^\infty x^{t-1} e^{-x} dx = 2 \int_0^\infty x^{2t-1} e^{-x^2} dx \quad (t > 0),$$

which is a continuous replacement of factorial in the sense that $(t-1)! = \Gamma(t)$. The **beta function** is defined by a possibly improper integral

$$B(s, t) = \int_0^1 x^{s-1} (1-x)^{t-1} dx \quad (s > 0, t > 0).$$

Exercise 39. These improper integrals are well-defined.

Theorem 8.12. The beta function is expressed by

$$B(s, t) = 2 \int_0^{\pi/2} \cos^{2s-1} \theta \sin^{2t-1} \theta d\theta.$$

and related to the gamma function by

$$B(s, t) = \frac{\Gamma(s)\Gamma(t)}{\Gamma(s+t)}.$$

Proof. The expression of trigonometric integral is immediate from the variable change $x = \cos^2 \theta$ ($0 \leq \theta \leq \pi/2$).

We repeat the argument of Gaussian integral in polar coordinates.

$$\begin{aligned} \Gamma(s)\Gamma(t) &= 4 \int_0^\infty x^{2s-1} e^{-x^2} \int_0^\infty y^{2t-1} e^{-y^2} dy \\ &= 4 \int_{(0,\infty)\times(0,\infty)} x^{2s-1} y^{2t-1} e^{-(x^2+y^2)} dx dy \\ &= 4 \int_0^\infty dr r \int_0^{\pi/2} r^{2(s+t)-2} e^{-r^2} \cos^{2s-1} \theta \sin^{2t-1} \theta d\theta \\ &= 2 \int_0^\infty r^{2(s+t)-1} e^{-r^2} dr B(s, t) = \Gamma(s+t)B(s, t). \end{aligned}$$

□

Exercise 40 (Dirichlet integral). Let $D = \{(x_1, \dots, x_n) \in \mathbb{R}^n; x_1 \geq 0, \dots, x_n \geq 0, x_1 + \dots + x_n \leq 1\}$ be an n -dimensional simplex. For strictly positive reals a_0, a_1, \dots, a_n , show that

$$\int_D x_1^{a_1-1} \dots x_n^{a_n-1} (1-x_1-\dots-x_n)^{a_0-1} dx_1 \dots dx_n = \frac{\Gamma(a_0)\Gamma(a_1)\dots\Gamma(a_n)}{\Gamma(a_0 + a_1 + \dots + a_n)}.$$

9. SURFACE INTEGRALS

As another application of the Jacobian formula, we shall describe the curvilinear extent of a geometric object such as the length of a curve or the area of a surface.

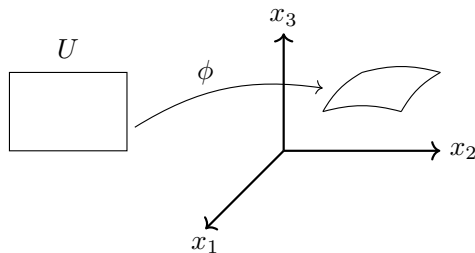


FIGURE 12. Parametrized Object

Let our geometric object $M \subset \mathbb{R}^d$ be parametrized by coordinates $u = (u_1, \dots, u_m) \in U$ in the form $x = \phi(u)$. Here U is an open subset of \mathbb{R}^m and $\phi : U \rightarrow \mathbb{R}^d$ is a smooth (i.e., continuously differentiable) injective map satisfying $\text{rank}(\phi'(u)) = m$ ($u \in U$) and $\phi(U) = M$.

For a small rectangle $\Delta u = \Delta u_1 \times \dots \times \Delta u_m$ inside U , its image under ϕ is approximately a parallelepiped in \mathbb{R}^d spanned by vectors

$$|\Delta u_1| \partial_1 \phi, \dots, |\Delta u_m| \partial_m \phi, \quad \partial_i \phi = \frac{\partial \phi}{\partial u_i} \in \mathbb{R}^d$$

with its m -dimensional volume given by $\sqrt{\det(\partial_i\phi|\partial_j\phi)}|\Delta u|$.

Exercise 41. Show that the m -dimensional volume of a paralleloptope spanned by vectors $\xi_j \in \mathbb{R}^d$ ($1 \leq j \leq m \leq d$) is $\sqrt{\det(\xi_i|\xi_j)}$. (See [5, Theorem 6.2.16] for example.)

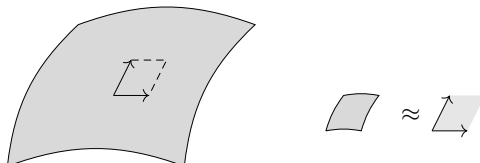


FIGURE 13. Linear Approximation

Thus it is reasonable to define the m -dimensional **extent** of M by

$$\int_M |dx|_M = \int_U \sqrt{\det(\partial_i\phi|\partial_j\phi)} du$$

with $\sqrt{\det(\partial_i\phi|\partial_j\phi)}$ called the **extent density** of ϕ . The definition is fairly speculative but it certainly bears several desirable properties:

- (i) It correctly responds under scaling: For $r > 0$, rM is parametrized by $r\phi$ and $\sqrt{\det(\partial_i r\phi|\partial_j r\phi)} = r^m \sqrt{\det(\partial_i\phi|\partial_j\phi)}$ shows

$$\int_U \sqrt{\det\left(\frac{\partial r\phi}{\partial u_i} \middle| \frac{\partial r\phi}{\partial u_j}\right)} du = r^m \int_U \sqrt{\det\left(\frac{\partial\phi}{\partial u_i} \middle| \frac{\partial\phi}{\partial u_j}\right)} du.$$

- (ii) It is invariant under Euclidean transformations in \mathbb{R}^d . Let $T : \mathbb{R}^d \rightarrow \mathbb{R}^d$ be a Euclidean transformation, then TM is parametrized by $T\phi$ and $\det(\partial_i(T\phi)|\partial_j(T\phi)) = \det(\partial_i\phi|\partial_j\phi)$ gives the invariance.
- (iii) It is independent of choices of parametrization. In fact, for another parametrization $V \ni v \mapsto \psi(v) \in M$ of M with V an open subset of \mathbb{R}^m , the chain rule

$$\left(\frac{\partial\phi}{\partial u_i} \middle| \frac{\partial\phi}{\partial u_j}\right) = \sum_{k,l} \left(\frac{\partial\phi}{\partial v_k} \middle| \frac{\partial\phi}{\partial v_l}\right) \frac{\partial v_k}{\partial u_i} \frac{\partial v_l}{\partial u_j}$$

gives¹³

$$\sqrt{\det\left(\frac{\partial\phi}{\partial u_i} \middle| \frac{\partial\phi}{\partial u_j}\right)} = \sqrt{\det\left(\frac{\partial\phi}{\partial v_k} \middle| \frac{\partial\phi}{\partial v_l}\right) \left|\frac{dv}{du}\right|},$$

¹³ $\frac{dv}{du} = \det \frac{\partial v}{\partial u}$ is the Jacobian with $\frac{\partial v}{\partial u} = (\frac{\partial v_j}{\partial u_i})$ denoting the differential matrix.

whence

$$\int_U \sqrt{\det\left(\frac{\partial\phi}{\partial u_i} \middle| \frac{\partial\phi}{\partial u_j}\right)} du = \int_V \sqrt{\det\left(\frac{\partial\phi}{\partial v_k} \middle| \frac{\partial\phi}{\partial v_l}\right)} dv.$$

Definition 9.1. The last property of extent density allows us to define the **surface integral** of a function f on $M \subset \mathbb{R}^d$ in a coordinate-free fashion by

$$\int_M f(x) |dx|_M = \int_U f(\phi(u)) \sqrt{\det\left(\frac{\partial\phi}{\partial u_i} \middle| \frac{\partial\phi}{\partial u_j}\right)} du,$$

where the notation indicates that it is based on a measure $|\cdot|_M$ in M .

Let I_ϕ be a preintegral on $C_c(U)$ defined by

$$I_\phi(g) = \int_U g(u) \sqrt{\det\left(\frac{\partial\phi}{\partial u_i} \middle| \frac{\partial\phi}{\partial u_j}\right)} du$$

with its Daniell extension denoted by $I_\phi^1 : L^1(U, \phi) \rightarrow \mathbb{R}$.

Since parametrization-independence in the surface integral is based on the Jacobian formula, the integrability of a function on M (**surface-integrability**) has a meaning and the set $L^1(M)$ of surface-integrable functions turns out to be a linear lattice isomorphic to $L^1(U, \phi)$.

Example 9.2.

- (i) For a smooth curve $C \subset \mathbb{R}^d$ parametrized by $x = \phi(t)$ ($a < t < b$) with $m = 1$,

$$\int_C |dx|_C = \int_a^b \left| \frac{d\phi}{dt} \right| dt$$

is the length of C .

- (ii) For a smooth surface $M \subset \mathbb{R}^d$ parametrized by $x = \phi(s, t)$ with $(s, t) \in U \subset \mathbb{R}^2$,

$$\int_M |dx|_M = \int_U \sqrt{\left(\frac{\partial\phi}{\partial s} \middle| \frac{\partial\phi}{\partial s}\right) \left(\frac{\partial\phi}{\partial t} \middle| \frac{\partial\phi}{\partial t}\right) - \left(\frac{\partial\phi}{\partial s} \middle| \frac{\partial\phi}{\partial t}\right)^2} dsdt.$$

When $d = 3$ and ϕ is denoted by $\phi(s, t) = (x(s, t), y(s, t), z(s, t))$, the extent density takes the form

$$\left| \frac{\partial\phi}{\partial s} \times \frac{\partial\phi}{\partial t} \right| = \sqrt{\left(\frac{\partial y}{\partial s} \frac{\partial z}{\partial t} - \frac{\partial z}{\partial s} \frac{\partial y}{\partial t}\right)^2 + \left(\frac{\partial z}{\partial s} \frac{\partial x}{\partial t} - \frac{\partial x}{\partial s} \frac{\partial z}{\partial t}\right)^2 + \left(\frac{\partial x}{\partial s} \frac{\partial y}{\partial t} - \frac{\partial y}{\partial s} \frac{\partial x}{\partial t}\right)^2}.$$

- (iii) Let φ be a continuously differentiable function of $u \in U$ with U an open subset of \mathbb{R}^{d-1} and consider a $(d-1)$ -dimensional surface $M = \{(\varphi(u), u); u \in U\}$ in \mathbb{R}^d with $\phi(u) = (\varphi(u), u)$. Then

$$\det(\partial_j \phi | \partial_k \phi) = \det(\phi')^t(\phi') = 1 + |\varphi'|^2$$

by the Cauchy-Binet formula in Appendix E (or by a simple computation with rank-one operators) and the surface integral on M is described by

$$\int_M f(x) |dx|_M = \int_U f(\varphi(u), u) \sqrt{1 + |\varphi'(u)|^2} du.$$

Example 9.3. Consider a circle $(x-a)^2 + z^2 = b^2$ ($0 < b < a$) in the xz -plane and rotate it around the z -axis to get a torus $(\sqrt{x^2 + y^2} - a)^2 + z^2 = b^2$. To compute the surface area, we parametrize its upper half by

$$x = (a + b \sin \theta) \cos \varphi, \quad y = (a + b \sin \theta) \sin \varphi, \quad z = b \cos \theta$$

with

$$0 \leq \varphi \leq 2\pi, \quad -\frac{\pi}{2} \leq \theta \leq \frac{\pi}{2}.$$

Then

$$\frac{\partial(x, y, z)}{\partial(\varphi, \theta)} = \begin{pmatrix} -(a + b \sin \theta) \sin \varphi & b \cos \theta \cos \varphi \\ (a + b \sin \theta) \cos \varphi & b \cos \theta \sin \varphi \\ 0 & -b \sin \theta \end{pmatrix}$$

and

$${}^t \left(\frac{\partial(x, y, z)}{\partial(\varphi, \theta)} \right) \left(\frac{\partial(x, y, z)}{\partial(\varphi, \theta)} \right) = \begin{pmatrix} (a + b \sin \theta)^2 & 0 \\ 0 & b^2 \end{pmatrix}$$

shows that the density is $b(a + b \sin \theta)$. Thus the toral surface area is

$$2b \int_{-\pi/2}^{\pi/2} (a + b \sin \theta) d\theta \int_0^{2\pi} d\varphi = 2\pi a 2\pi b.$$

Exercise 42. Compute the length of the coil $C \subset \mathbb{R}^3$: $\phi(t) = (a \cos t, b \sin t, bt)$ ($0 \leq t \leq \tau$).

Exercise 43. The $(d-1)$ -dimensional extent of the simplex $M = \{x \in \mathbb{R}^d; x_1 \geq 0, \dots, x_d \geq 0, x_1 + \dots + x_d = 1\}$ in \mathbb{R}^d is $\sqrt{d}/(d-1)!$.

Exercise 44. Assume that $\phi : U \rightarrow M \subset \mathbb{R}^d$ is a product of an m' -dimensional parametrization $\varphi : U' \rightarrow M' \subset \mathbb{R}^{d'}$ and an m'' -dimensional parametrization $\psi : U'' \rightarrow M'' \subset \mathbb{R}^{d''}$, i.e., $U = U' \times U''$, $M = M' \times M''$ and $\phi(u) = (\varphi(u'), \psi(u''))$ for $u = (u', u'') \in \mathbb{R}^{m'} \times \mathbb{R}^{m''}$.

Then $\int_M |dx|_M = \int_{M'} |dx'|_{M'} \int_{M''} |dx''|_{M''}$ with $(x', x'') \in \mathbb{R}^{d'} \times \mathbb{R}^{d''}$.

Remark 13. Intuitively, a single coordinate parametrization is enough to almost cover M by removing lower dimensional negligible parts.

We shall now extend the construction so far for a single coordinate parametrization to the case of multiple parametrization.

Assume that we are given a family of continuously differentiable one-to-one maps $\phi_\alpha : U_\alpha \rightarrow \mathbb{R}^d$ (U_α being an open subset of \mathbb{R}^m) so that (i) $\text{rank}(\phi'_\alpha(u) : \mathbb{R}^m \rightarrow \mathbb{R}^d) = m$ for $u \in U_\alpha$, (ii) $M = \bigcup_\alpha \phi_\alpha(U_\alpha)$ and (iii), if $\phi_\alpha(U_\alpha) \cap \phi_\beta(U_\beta) \neq \emptyset$, the bijection¹⁴ $\phi_\beta^{-1}\phi_\alpha : \phi_\alpha^{-1}(\phi_\beta(U_\beta)) \rightarrow \phi_\beta^{-1}(\phi_\alpha(U_\alpha))$ defined by $\phi_\alpha(u) = \phi_\beta((\phi_\beta^{-1}\phi_\alpha)(u))$ ($u \in \phi_\alpha^{-1}(\phi_\beta(U_\beta))$) is continuously differentiable. (The geomtric object $M \subset \mathbb{R}^d$ is a so-called immersed submanifold.)

A one-to-one map φ of an open subset U of \mathbb{R}^m into M is then called a **coordinate chart** of M if both $\varphi^{-1}(\phi_\alpha(U_\alpha)) = \{u \in U; \varphi(u) \in \phi_\alpha(U_\alpha)\}$ and $\phi_\alpha^{-1}(\varphi(U)) = \{u \in U_\alpha; \phi_\alpha(u) \in \varphi(U)\}$ are open in \mathbb{R}^m with the associated bijection $\phi_\alpha^{-1}\varphi : \varphi^{-1}(\phi_\alpha(U_\alpha)) \rightarrow \phi_\alpha^{-1}(\varphi(U))$ as well as its inverse map continuously differentiable for each $\phi_\alpha : U_\alpha \rightarrow \mathbb{R}^d$. Here $\phi_\alpha^{-1}\varphi$ is defined by $\phi_\alpha((\phi_\alpha^{-1}\varphi)(u)) = \varphi(u)$ ($u \in \varphi^{-1}(\phi_\alpha(U_\alpha))$).

Thus each map $U_\alpha \ni u \mapsto \phi_\alpha(u) \in M$ is a coordinate chart and, if $\psi : V \rightarrow M$ is another coordinate chart, the **coordinate transformation** $\psi^{-1}\varphi : \varphi^{-1}(\psi(V)) \ni u \mapsto v \in \psi^{-1}(\varphi(U))$ defined by $\varphi(u) = \psi(v)$ is a continuously differentiable bijection from an open set $\varphi^{-1}(\psi(V))$ in \mathbb{R}^m onto another open set $\psi^{-1}(\varphi(U))$ in \mathbb{R}^m .

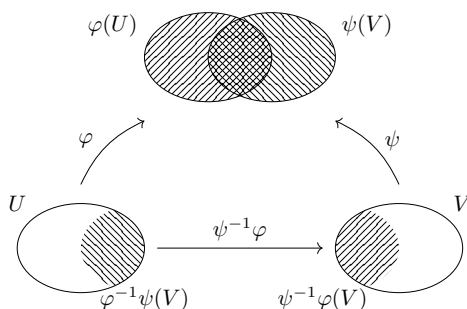


FIGURE 14. Coordinate Transformation

Since open sets are Lebesgue measurable, so are their cuts and unions. Moreover Lebesgue measurable sets are preserved under coordinate transformations (Proposition 8.6), which enables us to cut and union $L^1(U, \varphi)$ for various coordinate charts $\varphi : U \rightarrow M$ to obtain a single space $L^1(M)$: The detailed construction is as follows.

¹⁴ $\phi_\beta^{-1}\phi_\alpha$ is not a composite map but a single symbolic notation.

Consider a function f on M which admits a finitely many coordinate charts $(\phi_\alpha : U_\alpha \rightarrow M \subset \mathbb{R}^d)$ satisfying $\phi_\alpha(U_\alpha)f \in L^1(\phi_\alpha(U_\alpha))$ for each α and $(\bigcup_\alpha \phi_\alpha(U_\alpha))f = f$.

Lemma 9.4.

- (i) We can find measurable sets $A_\alpha \subset U_\alpha$ so that $\bigcup_\alpha \phi_\alpha(U_\alpha) = \bigsqcup \phi_\alpha(A_\alpha)$ (a disjoint union).
- (ii) Let $\phi : U \rightarrow \bigcup_\alpha \phi_\alpha(U_\alpha) \subset \mathbb{R}^d$ be a coordinate chart of M . Then $\phi(U)f \in L^1(\phi(U))$.

Proof. (i) Write $\alpha = 1, 2, \dots, l$ and let A_α be defined by

$$\begin{aligned} A_\alpha &= \phi_\alpha^{-1} \left((\phi_1(U_1) \cup \dots \cup \phi_\alpha(U_\alpha)) \setminus ((\phi_1(U_1) \cup \dots \cup \phi_{\alpha-1}(U_{\alpha-1})) \right) \\ &= \phi_\alpha^{-1} \left(\phi_\alpha(U_\alpha) \setminus ((\phi_1(U_1) \cup \dots \cup \phi_{\alpha-1}(U_{\alpha-1})) \right) \\ &= U_\alpha \setminus \phi_\alpha^{-1}((\phi_1(U_1) \cup \dots \cup \phi_{\alpha-1}(U_{\alpha-1})), \end{aligned}$$

which is Lebesgue measurable as a difference of open subsets.

(ii) Since $U_\alpha \cap \phi_\alpha^{-1}\phi(U)$ is Lebesgue measurable as an open subset, so is $A_\alpha \cap \phi_\alpha^{-1}\phi(U)$, whence $A_\alpha \cap \phi_\alpha^{-1}\phi(U)(f \circ \phi_\alpha)\sqrt{\det(\partial_i\phi_\alpha|\partial_j\phi)}$ belongs to $L^1(U_\alpha)$ as a cut of $(f \circ \phi_\alpha)\sqrt{\det(\partial_i\phi_\alpha|\partial_j\phi)}$ by a Lebesgue measurable set and then, by the Jacobian formula applied to $\phi^{-1}\phi_\alpha : U_\alpha \cap \phi_\alpha^{-1}\phi(U) \rightarrow U \cap \phi^{-1}\phi_\alpha(U_\alpha)$, $(U \cap \phi^{-1}\phi_\alpha(A_\alpha))(f \circ \phi)$ is Lebesgue integrable for each α . Consequently

$$U(f \circ \phi)\sqrt{\det(\partial_i\phi|\partial_j\phi)} = \sum_\alpha (U \cap \phi^{-1}\phi_\alpha(A_\alpha))(f \circ \phi)\sqrt{\det(\partial_i\phi|\partial_j\phi)}$$

belongs to $L^1(U)$, i.e., $\phi(U)f \in L^1(\phi(U))$. \square

Let $L(M)$ be the totality of functions considered so far. Clearly $L(M)$ is closed under lattice operations and in fact a linear lattice in view of the above lemma.

Exercise 45. Show that $L(M)$ is a linear space.

For $f \in L(M)$, choose $\varphi_\alpha : U_\alpha \rightarrow M$ as before and measurable sets $A_\alpha \subset U_\alpha$ so that $\bigcup_\alpha \varphi_\alpha(U_\alpha) = \bigsqcup_\alpha \varphi_\alpha(A_\alpha)$ (Lemma 9.4 (i)). A linear functional $I(f)$ of $f \in L(M)$ is then well-defined by

$$I(f) = \sum_\alpha I_{\varphi_\alpha}(A_\alpha(f \circ \varphi_\alpha)).$$

In fact, for another choice $\psi_\beta : V_\beta \rightarrow M$ with $B_\beta \subset V_\beta$ covering f ,

$$\begin{aligned} \sum_{\alpha} I_{\varphi_{\alpha}}(A_{\alpha}(f \circ \varphi_{\alpha})) &= \sum_{\alpha, \beta} I_{\varphi_{\alpha}}((A_{\alpha} \cap \varphi_{\alpha}^{-1}(\psi_{\beta}(B_{\beta}))(f \circ \varphi_{\alpha})) \\ &= \sum_{\alpha, \beta} I_{\psi_{\beta}}((\psi_{\beta}^{-1}(\varphi_{\alpha}(A_{\alpha})) \cap B_{\beta})(f \circ \psi_{\beta})) \\ &= \sum_{\beta} I_{\psi_{\beta}}(B_{\beta}(f \circ \psi_{\beta})). \end{aligned}$$

The linear functional $I(f)$ is a preintegral because $f_n \downarrow 0$ for $f_n \in L(M)$ implies

$$\lim_{n \rightarrow \infty} I(f_n) = \lim_{n \rightarrow \infty} \sum_{\alpha} I_{\varphi_{\alpha}}(A_{\alpha}(f_n \circ \varphi_{\alpha})) = \sum_{\alpha} \lim_{n \rightarrow \infty} I_{\varphi_{\alpha}}(A_{\alpha}(f_n \circ \varphi_{\alpha})) = 0.$$

Let $I^1 : L^1(M) \rightarrow \mathbb{R}$ be the Daniell extension of I on $L(M)$, which contains $L^1(\varphi(U))$ as a linear sublattice for each coordinate chart $\varphi : U \rightarrow M$ in such a way that $I^1(f) = I_{\varphi}^1(f \circ \varphi)$ ($f \in L^1(\varphi(U))$) with $I^1(f)$ reasonably denoted by

$$\int_M f(x) |dx|_M.$$

Exercise 46. Let $M \subset \mathbb{R}^d$ be the product of $M' \subset \mathbb{R}^{d'}$ and $M'' \subset \mathbb{R}^{d''}$. Then, for $f \in C_c(M)$, functions

$$x' \mapsto \int_{M''} f(x', x'') |dx''|_{M''}, \quad x'' \mapsto \int_{M'} f(x', x'') |dx'|_{M'}$$

belong to $C_c(M')$ and $C_c(M'')$ respectively for which the repeated integral formula holds:

$$\int_M f(x) |dx|_M = \int_{M'} |dx'|_{M'} \int_{M''} f(x', x'') |dx''|_{M''}.$$

Density formula: The following is known as a smooth version of the **coarea formula** in geometric measure theory.

Let $\psi : D \ni x \mapsto v \in \mathbb{R}^n$ ($D \subset \mathbb{R}^d$ being an open set) be a submersion¹⁵ and M be a **level set** $[\psi = v]$ of ψ at $v \in \mathbb{R}^n$. Let $f \in C_c(D)$ be localized in a neighborhood of a point $a \in M \subset \mathbb{R}^d$. Thanks to the inverse mapping theorem, after a suitable permutation of coordinates of x , we may assume that $x \mapsto (u, v)$ with $u = (x_1, \dots, x_m)$ and $v = \psi(x)$ is a local diffeomorphism in a neighborhood of a ($m + n = d$). Here **diffeomorphism** is synonymous with smooth change-of-variables.

¹⁵Namely, ψ is continuously differentiable with $\text{rank}(\psi'(x)) = n$ everywhere.

Then the inverse diffeomorphism is of the form $(u, v) \mapsto x = (u, \varphi(u, v))$ and their differentials are given by

$$\frac{\partial x}{\partial(u, v)} = \begin{pmatrix} 1_m & 0 \\ \frac{\partial \varphi}{\partial u} & \frac{\partial \varphi}{\partial v} \end{pmatrix}, \quad \frac{\partial(u, v)}{\partial x} = \begin{pmatrix} 1 & 0 & 0 & \cdots & 0 \\ \cdots & \vdots & \cdots & \ddots & \vdots \\ 0 & 1 & 0 & \cdots & 0 \\ \frac{\partial v}{\partial x_1} & \cdots & \frac{\partial v}{\partial x_m} & \frac{\partial v}{\partial x_{m+1}} & \cdots & \frac{\partial v}{\partial x_{m+n}} \end{pmatrix}.$$

Since these are inverses of each other, we have

$$\frac{\partial \varphi}{\partial v} \begin{pmatrix} \frac{\partial v}{\partial x_{m+1}} & \cdots & \frac{\partial v}{\partial x_{m+n}} \end{pmatrix} = 1_n, \quad \frac{\partial \varphi}{\partial u} + \frac{\partial \varphi}{\partial v} \begin{pmatrix} \frac{\partial v}{\partial x_1} & \cdots & \frac{\partial v}{\partial x_m} \end{pmatrix} = 0.$$

Here 1_m and 1_n denote identity matrices of size m and n respectively.

As a local parametrization of level sets $[\psi = v] \subset \mathbb{R}^d$ (v moving in a small open subset $V \subset \mathbb{R}^n$), we can take one of the form $U \ni u \mapsto x = (u, \varphi(u, v)) \in \mathbb{R}^d$ (with U a neighborhood of $a \in \mathbb{R}^m$ and $\varphi(u, v)$ a continuously differentiable function of (u, v)) so that the extent density is given by

$$\sqrt{\det(\delta_{i,j} + (\partial_i \varphi | \partial_j \varphi))}, \quad \partial_i \varphi = \frac{\partial \varphi}{\partial u_i}(u, v)$$

and the surface integral of f on $[\psi = v] \subset D$ by

$$\int_{[\psi=v]} f(x) |dx|_{[\psi=v]} = \int_U f(u, \varphi(u, v)) \sqrt{\det(\delta_{i,j} + (\partial_i \varphi | \partial_j \varphi))} du.$$

Lemma 9.5. Let A be an $m \times m$ invertible matrix, C be an $n \times n$ invertible matrix and B be an $n \times m$ matrix. We set $G = -C^{-1}BA^{-1}$ so that

$$\begin{pmatrix} A & 0 \\ B & C \end{pmatrix}^{-1} = \begin{pmatrix} A^{-1} & 0 \\ G & C^{-1} \end{pmatrix}.$$

Then

$$\det(A)^{-2} \det({}^tAA + {}^tBB) = \det(C)^2 \det(G{}^tG + C^{-1}{}^tC^{-1}).$$

Proof. Just compute as follows:

$$\begin{aligned} \det(A)^{-2} \det({}^tAA + {}^tBB) &= \det(1_m + {}^t(BA^{-1})(BA^{-1})) \\ &= \det(1_n + (BA^{-1}){}^t(BA^{-1})) \\ &= \det(1_n + (-CG)({}^t(-CG))) \\ &= \det(C)^2 \det(G{}^tG + C^{-1}{}^tC^{-1}). \end{aligned}$$

Here Sylvester's formula (Appendix E) is used in the second line. \square

We apply the above lemma for $A = 1_m$, $B = \frac{\partial \varphi}{\partial u}$ and $C = \frac{\partial \varphi}{\partial v}$ with $(G C^{-1}) = \frac{\partial \psi}{\partial x}$ to get

$$\det\left(\delta_{i,j} + \left(\frac{\partial \varphi}{\partial u_i} \middle| \frac{\partial \varphi}{\partial u_j}\right)\right) = \det\left(\frac{\partial \varphi}{\partial v}\right)^2 \det(\psi'_i | \psi'_j), \quad (\psi'_i | \psi'_j) = \sum_{k=1}^d \frac{\partial \psi_i}{\partial x_k} \frac{\partial \psi_j}{\partial x_k},$$

which is used to see

$$\begin{aligned} \int_{\psi^{-1}(V)} f(x) \sqrt{\det(\psi'_i | \psi'_j)} dx &= \int_{U \times V} f(u, \varphi(u, v)) \sqrt{\det(\psi'_i | \psi'_j)} \left| \det\left(\frac{\partial x}{\partial(u, v)}\right) \right| dudv \\ &= \int_{U \times V} f(u, \varphi(u, v)) \sqrt{\det(\psi'_i | \psi'_j)} \left| \det\left(\frac{\partial \varphi}{\partial v}\right) \right| dudv \\ &= \int_V dv \int_U f(u, \varphi(u, v)) \sqrt{\det\left(\delta_{i,j} + \left(\frac{\partial \varphi}{\partial u_i} \middle| \frac{\partial \varphi}{\partial u_j}\right)\right)} du \\ &= \int_V dv \int_{[\psi=v]} f(x) |dx|_{[\psi=v]}. \end{aligned}$$

Finally this localized identity is patched up globally, this time by a partition of unity¹⁶ (Proposition 5.14), to have the following.

Theorem 9.6. Given a submersion $\psi : \mathbb{R}^d \supset D \ni x \mapsto \psi(x) \in \mathbb{R}^n$ and a function $f \in C_c(D)$, we have

$$\int_D f(x) \sqrt{\det(\psi'_i | \psi'_j)} dx = \int_{\psi(D)} dv \int_{[\psi=v]} f(x) |dx|_{[\psi=v]}.$$

Proof. By the local formula, each point $a \in [f]$ has an open neighborhood W such that the global formula holds if f belongs to $C_c(W) \subset C_c(D)$. From the finite covering property, we can find a finitely many such open sets W_α so that $[f] \subset \bigcup W_\alpha$. We apply the partition of unity to this covering to get $h_\alpha \in C_c(W_\alpha)$ satisfying $\sum_\alpha h_\alpha = 1$ on $[f]$.

Then $f_\alpha = h_\alpha f \in C_c(W_\alpha)$ is summed to be f and we have

$$\begin{aligned} \int_D f(x) \sqrt{\det(\psi'_i | \psi'_j)} dx &= \sum_\alpha \int_D f_\alpha(x) \sqrt{\det(\psi'_i | \psi'_j)} dx \\ &= \sum_\alpha \int_{\psi(D)} dv \int_{[\psi=v]} f_\alpha(x) |dx|_{[\psi=v]} \\ &= \int_{\psi(D)} dv \int_{[\psi=v]} f(x) |dx|_{[\psi=v]}. \end{aligned}$$

¹⁶A geometric form of Fubini theorem can be also used.

□

Corollary 9.7. Let M be a level set $[\psi = v]$ of ψ . Then

$$\lim_{V \rightarrow v} \frac{1}{|V|} \int_{\psi^{-1}(V)} f(x) \sqrt{\det(\psi'_i | \psi'_j)} dx = \int_M f(x) |dx|_M.$$

Remark 14. By rewriting surface integrals in terms of Hausdorff measure, a further generalization is known as the coarea formula in geometric measure theory (see [1]).

Example 9.8. Let $\psi : D = \mathbb{R}^d \rightarrow \mathbb{R}^n$ be a linear map, which is identified with an $n \times d$ matrix, and assume that the cut of ψ by the last n columns is invertible as an $n \times n$ matrix. Then local coordinates $(u, v) \in \mathbb{R}^{m+n}$ satisfying

$$\begin{pmatrix} u \\ v \end{pmatrix} = \begin{pmatrix} I_m & 0 \\ \psi & \end{pmatrix} x \iff x = \begin{pmatrix} I_m & 0 \\ B & C \end{pmatrix} \begin{pmatrix} u \\ v \end{pmatrix} \text{ with } \varphi(u, v) = Bu + Cv$$

provides global one and the equality of

$$\int_D f(x) \sqrt{\det(\psi'_i | \psi'_j)} dx = \int_{\mathbb{R}^d} f(x) \sqrt{\det(\psi^t \psi)} dx$$

and

$$\int_{\psi(D)} dv \int_{[\psi=v]} F(x) |dx|_{[\psi=v]} = \int_{\mathbb{R}^n} dv \int_{\mathbb{R}^m} f(u, \varphi(u, v)) |\det(C)| \sqrt{\det(\psi^t \psi)} du$$

is reduced to the identity

$$\int_{\mathbb{R}^d} f(x) dx = |\det(C)| \int_{\mathbb{R}^n} dv \int_{\mathbb{R}^m} f(u, \varphi(u, v)) du,$$

which is nothing but a combination of the (linear) Jacobian formula and repeated integrals.

Example 9.9. Let $\psi(x) = |x|$ for $0 \neq x \in \mathbb{R}^d$ ($D = \mathbb{R}^d \setminus \{0\}$, $n = 1$). Then $\psi'(x) = \frac{x}{|x|}$ and

$$\begin{aligned} \int_D f(x) dx &= \int_0^\infty dr \int_{rS^{d-1}} f(x) |dx|_{rS^{d-1}} \\ &= \int_0^\infty dr r^{d-1} \int_{S^{d-1}} f(r\omega) |d\omega|_{S^{d-1}}. \end{aligned}$$

Now, for the choice $f(x) = e^{-|x|^2}$,

$$\int_{\mathbb{R}^d} e^{-|x|^2} dx = \int_D e^{-|x|^2} dx = |S^{d-1}| \int_0^\infty r^{d-1} e^{-r^2} dr.$$

The left hand side is equal to $\pi^{d/2}$ as a multiple Gaussian integral and the integral in the right hand side is expressed in terms of the gamma function by $\Gamma(d/2)/2$, resulting in the **spherical integral**

$$|S^{d-1}| = \frac{2\pi^{d/2}}{\Gamma(d/2)}.$$

With this formula in hand, $f(x) = e^{-|x|^\beta}/|x|^\alpha$ for $\alpha \in \mathbb{R}$ and $\beta > 0$ is then calculated as follows:

$$\begin{aligned} \int_{\mathbb{R}^d} \frac{e^{-|x|^\beta}}{|x|^\alpha} dx &= |S^{d-1}| \int_0^\infty r^{d-1} \frac{e^{-r^\beta}}{r^\alpha} dr = |S^{d-1}| \frac{1}{\beta} \int_0^\infty s^{-1+(d-\alpha)/\beta} e^{-s} dt \\ &= \begin{cases} \frac{2\pi^{d/2}}{\beta\Gamma(d/2)} \Gamma(\frac{d-\alpha}{\beta}) & (\alpha < d), \\ \infty & (\alpha \geq d). \end{cases} \end{aligned}$$

Exercise 47. Check that $|S^0| = 2$, $|S^1| = 2\pi$ and $|S^2| = 4\pi$.

Exercise 48. Compute the volume V_d of the unit ball $\{x \in \mathbb{R}^d; |x| \leq 1\}$ in \mathbb{R}^d and show that $V_d \sim (2\pi e/d)^{d/2}/\sqrt{\pi d}$ as $d \rightarrow \infty$.

Remark 15. Square-rooted determinant densities are closely related to the Jacobian. To see this, consider a smooth map $\varphi : U \rightarrow \mathbb{R}^n$ defined on an open set $U \subset \mathbb{R}^m$ with $\varphi'(x)$ a matrix-valued function of size $n \times m$. Then $\det(\partial_i \varphi | \partial_j \varphi) = \det({}^t \varphi'(x) \varphi'(x))$ and $\det(\varphi'_i(x) | \varphi'_j(x)) = \det(\varphi'(x) {}^t \varphi'(x))$, whence these coincide by Sylvester's formula (Appendix E).

When $m = n$, they are reduced to $\det(\varphi'(x))^2$. In accordance with this fact, their square roots are also called the Jacobian of φ .

We here restrict ourselves to the case $n = 1$; ψ is a scalar function and the level set $[\psi = v]$ is a hypersurface in \mathbb{R}^d . In the local coordinate expression

$$\int_{[\psi=v]} f(x) |dx|_{\psi=v} = \int_U f(x) \left| \frac{\partial \varphi}{\partial v} \right| |\psi'(x)| du \quad (x = (u, \varphi(u, v))),$$

notice that the density function is equal to the norm of a vector

$$\left(-\frac{\partial \varphi}{\partial u}, 1\right) = \frac{\partial \varphi}{\partial v} \psi' = \frac{1}{\frac{\partial \psi}{\partial x_d}} \psi',$$

which is normal to the hypersurface $[\psi = v]$ at the point $x = (u, \varphi(u, v)) \in [\psi = v]$. With the aid of the normal unit vector

$$\mathbf{n}(x) = \frac{1}{|\psi'(x)|} \psi'(x)$$

pointing to the direction of increasing ψ , we introduce a vector-valued measure (so-called **surface element**) by

$$dx_{[\psi=v]} = \mathbf{n}(x) |dx|_{[\psi=v]}$$

and, for a continuous vector field $F(x) \in \mathbb{R}^d$ ($x \in D$) of compact support, define the **surface integral**¹⁷ of F on the hypersurface $[\psi = v]$ by

$$\int_{[\psi=v]} F(x) \cdot dx_{[\psi=v]} = \int_{[\psi=v]} F(x) \cdot \mathbf{n}(x) |dx|_{[\psi=v]}.$$

In local coordinates,

$$\mathbf{n}(x) = \frac{\epsilon}{\sqrt{1 + |\partial\varphi/\partial u|^2}} \left(-\frac{\partial\varphi}{\partial u}, 1 \right) \quad \text{with} \quad \epsilon = \frac{\partial\varphi}{\partial v} / \left| \frac{\partial\varphi}{\partial v} \right| \in \{\pm 1\}$$

and

$$\int_{[\psi=v]} F(x) \cdot dx_{[\psi=v]} = \int_U F(x) \cdot \psi'(x) \left| \frac{\partial\varphi}{\partial v} \right| du \quad (x = (u, \varphi(u, v))).$$

When $F(x) = f(x)\mathbf{n}(x)$, this is reduced to the surface integral of the scalar function f .

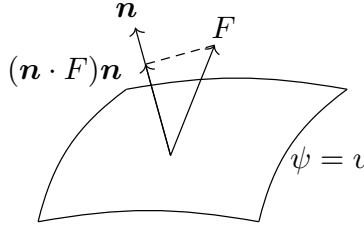


FIGURE 15. Flux

Now assume that F is continuously differentiable on D . If the compact support of F is contained in an open set $W \subset \mathbb{R}^d$ for which $W \simeq U \times V$ by a local coordinate description of ψ with $U \subset \mathbb{R}^{d-1}$ an open rectangle and $V \subset \mathbb{R}$ an open interval, we claim

$$\frac{d}{dv} \int_{[\psi=v]} F(x) \cdot dx_{[\psi=v]} = \int_{[\psi=v]} \frac{f(x)}{|\psi'(x)|} |dx|_{[\psi=v]}.$$

Here f is the **divergence** of F :

$$f(x) = \operatorname{div} F = \sum_{i=1}^d \frac{\partial F_i}{\partial x_i}.$$

¹⁷Also called the **flux** of a vector field F through the hypersurface $[\psi = v]$.

In fact, in local coordinates, the formula takes the form

$$\frac{d}{dv} \int_U \epsilon F \cdot \left(-\frac{\partial \varphi}{\partial u}, 1\right) du = \int_U \epsilon f(x) \frac{\partial \varphi}{\partial v} du \quad (x = (u, \varphi(u, v))).$$

From the chain rule relation

$$\begin{aligned} \frac{\partial}{\partial v} \left(F \cdot \left(-\frac{\partial \varphi}{\partial u}, 1\right) \right) &= \frac{\partial}{\partial v} \left(-\sum_{i=1}^{d-1} F_i \frac{\partial \varphi}{\partial u_i} + F_d \right) \\ &= -\sum_{i=1}^{d-1} \frac{\partial F_i}{\partial x_d} \frac{\partial \varphi}{\partial v} \frac{\partial \varphi}{\partial u_i} - \sum_{i=1}^{d-1} F_i \frac{\partial^2 \varphi}{\partial v \partial u_i} + \frac{\partial F_d}{\partial x_d} \frac{\partial \varphi}{\partial v} \\ &= -\sum_{i=1}^{d-1} \left(\frac{\partial F_i}{\partial x_d} \frac{\partial \varphi}{\partial v} \frac{\partial \varphi}{\partial u_i} + F_i \frac{\partial^2 \varphi}{\partial v \partial u_i} + \frac{\partial F_i}{\partial x_i} \frac{\partial \varphi}{\partial v} \right) + f \frac{\partial \varphi}{\partial v} \\ &= -\sum_{i=1}^{d-1} \frac{\partial}{\partial u_i} \left(F_i \frac{\partial \varphi}{\partial v} \right) + f \frac{\partial \varphi}{\partial v}, \end{aligned}$$

the difference of the local formula therefore amounts to

$$\sum_{i=1}^{d-1} \int_U \frac{\partial}{\partial u_i} \left(F_i \frac{\partial \varphi}{\partial v} \right) du,$$

which vanishes by repeated integral expressions in view of the fact that $F_i \frac{\partial \varphi}{\partial v}$ vanishes at the boundary of U :

$$\begin{aligned} \int_U \frac{\partial}{\partial u_i} \left(F_i \frac{\partial \varphi}{\partial v} \right) du &= \int_{U_i} (du)_i \int_{a_i}^{b_i} \frac{\partial}{\partial u_i} \left(F_i \frac{\partial \varphi}{\partial v} \right) du_i \\ &= \int_{U_i} \left(F_i \frac{\partial \varphi}{\partial v} \Big|_{u_i=b_i} - F_i \frac{\partial \varphi}{\partial v} \Big|_{u_i=a_i} \right) (du)_i = 0. \end{aligned}$$

Here $U = (a_1, b_1) \times \cdots \times (a_{d-1}, b_{d-1})$,

$$U_i = (a_1, b_1) \times \cdots \times (a_{i-1}, b_{i-1}) \times (a_{i+1}, b_{i+1}) \times \cdots \times (a_{d-1}, b_{d-1})$$

and $(du)_i = du_1 \cdots du_{i-1} du_{i+1} \cdots du_{d-1}$.

The local formula is now glued together by a partition of unity (cf. the proof of Theorem 9.6) to obtain the global formula.

Theorem 9.10. Let $\psi : D \rightarrow \mathbb{R}$ be a submersion and $F \in C_c^1(D, \mathbb{R}^d)$ be a continuously differentiable vector field of compact support on D . Then

$$\frac{d}{dv} \int_{[\psi=v]} F(x) \cdot dx_{[\psi=v]} = \int_{[\psi=v]} \frac{\operatorname{div} F(x)}{|\psi'(x)|} |dx|_{[\psi=v]}$$

for $v \in \psi(D)$.

Combined with the coarea formula (Theorem 9.6), we have the following.

Corollary 9.11 (Divergence Theorem¹⁸). Let $[a, b] \subset \psi(D)$. Then

$$\int_{[a \leq \psi \leq b]} \operatorname{div} F(x) dx = \int_{[\psi=b]} F(x) \cdot dx_{[\psi=b]} - \int_{[\psi=a]} F(x) \cdot dx_{[\psi=a]}.$$

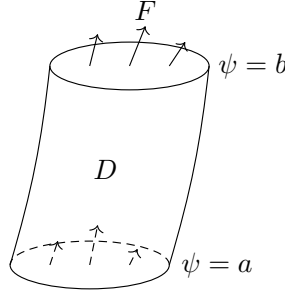


FIGURE 16. Flux Flow

As a limit case, consider the situation where $\psi(D) = (0, c)$ and $[\psi = v]$ approaches to a closed set $[\psi = 0]$ as $v \rightarrow +0$ in such a way that $[\psi = 0] \subset \partial D$, $[0 \leq \psi < b] = [\psi = 0] \sqcup [\psi < b]$ is an open set of \mathbb{R}^d for any $0 < b < c$ and

$$\lim_{v \rightarrow +0} \int_{[\psi=v]} f(x) |dx|_{[\psi=v]} = 0 \quad (f \in C_c^+([\psi \geq 0])).$$

The above flow version is then filled with the inner boundary $[\psi = 0]$ to get the boundary version

$$\int_{[0 \leq \psi < b]} \operatorname{div} F(x) dx = \int_{[\psi=b]} F(x) \cdot dx_{\partial \bar{D}} \quad (F \in C_c^1([\psi \geq 0], \mathbb{R}^d)).$$

Example 9.12 (Cylinder). Let $x = (x', x'') \in \mathbb{R}^{d'} \times \mathbb{R}^{d''}$ with $d' + d'' = d$, $D = \{x \in \mathbb{R}^d; |x'| > 0\}$ and $\psi(x) = |x'|$.

Then $\psi(D) = (0, \infty)$ and the inner boundary $[\psi = 0] = \{0\} \times \mathbb{R}^{d''}$ fills up D to get the whole space \mathbb{R}^d .

Example 9.13 (Sphere). Let $\psi(x) = |x|$ and $D = \{x \in \mathbb{R}^d; 0 < |x|\}$. Then $\mathbf{n}(x) = x/|x|$ ($x \in D$), $[\psi \geq 0] = \mathbb{R}^d$ and, for $F \in C_c^1(\mathbb{R}^d, \mathbb{R}^d)$,

$$\int_{[|x| < r]} \operatorname{div} F(x) dx = \int_{[|x|=r]} \frac{F(x) \cdot x}{r} |dx|_{[|x|=r]} = r^{d-1} \int_{S^{d-1}} F(r\omega) \cdot \omega d\omega.$$

¹⁸A flow version of divergence theorem can be found in [4, 8].

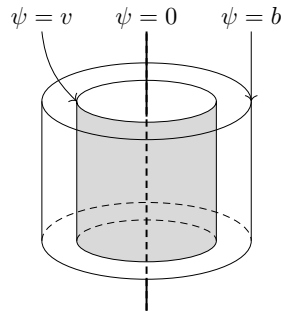


FIGURE 17. Cylinder

Exercise 49 (hydrostatic balance equation). Let D be a bounded open subset of \mathbb{R}^d with a smooth boundary ∂D . Then

$$\int_{\partial D} dx_{\partial D} = 0$$

as a vector in \mathbb{R}^d .

Exercise 50. Show that, if $[0 \leq \psi < b]$ is open for some $0 < b < c$, then $[0 \leq \psi < v]$ is open for any $v \geq b$.

10. COMPLEX FUNCTIONS

So far, we have mainly dealt with real functions. For further applications to subjects such as Fourier analysis or quantum analysis, we should not avoid complex functions in values as well as in variables. Here the results established for real-valued functions are naturally extended to complex-valued ones.

Given a linear lattice L , we shall work with the complexified function space $L_{\mathbb{C}} = L + iL$, which is referred to as a **complex lattice** if the lattice condition is strengthened to $|f| \in L_{\mathbb{C}}$ ($f \in L_{\mathbb{C}}$), i.e. $\sqrt{f^2 + g^2} \in L$ ($f, g \in L$). A linear functional $I : L \rightarrow \mathbb{R}$ is obviously extended to a complex-linear functional on $L_{\mathbb{C}}$, which is also denoted by I .

Here are some of simple facts on complex lattices.

Proposition 10.1. Let $L_{\mathbb{C}}$ be a complex lattice.

- (i) Given a positive functional I on L , the integral inequality $|I(f)| \leq I(|f|)$ ($f \in L_{\mathbb{C}}$) holds.
- (ii) The complexification $L_{\uparrow} \cap L_{\downarrow} + iL_{\uparrow} \cap L_{\downarrow}$ of $L_{\uparrow} \cap L_{\downarrow}$ is also a complex lattice.

Proof. (i) Since I is real-valued on L , $\overline{I(f)} = I(\overline{f})$ for $f \in L_{\mathbb{C}}$. If $I(f) = 0$, the integral inequality holds trivially. Otherwise the polar

expression $I(f) = |I(f)|e^{i\theta}$ ($\theta \in \mathbb{R}$) is combined with $e^{-i\theta}f + e^{i\theta}\bar{f} \leq 2|f|$ to get

$$2|I(f)| = e^{-i\theta}I(f) + e^{i\theta}\overline{I(f)} = I(e^{-i\theta}f + e^{i\theta}\bar{f}) \leq 2I(|f|).$$

(ii) In the expression $|f + ig| = ||f| + i|g||$ ($f, g \in L_{\uparrow} \cap L_{\downarrow}$), we approximate $|f|, |g| \in L_{\uparrow} \cap L_{\downarrow}$ by sequences $\varphi'_n, \varphi''_n, \psi'_n$ and ψ''_n in L^+ so that $\varphi'_n \uparrow |f|, \varphi''_n \downarrow |f|, \psi'_n \uparrow |g|$ and $\psi''_n \downarrow |g|$.

Then $|\varphi'_n + i\psi'_n|, |\varphi''_n + i\psi''_n| \in L$ satisfy

$$|\varphi'_n + i\psi'_n| \uparrow ||f| + i|g||, \quad |\varphi''_n + i\psi''_n| \downarrow ||f| + i|g||,$$

which implies $|f + ig| \in L_{\uparrow} \cap L_{\downarrow}$. \square

Example 10.2. The complexification $S_{\mathbb{C}}(\mathbb{R}^d) = S(\mathbb{R}^d) + iS(\mathbb{R}^d)$ is a complex lattice and the volume integral on $S^1(\mathbb{R}^d)$ is therefore complex-linearly extended to a functional $I : S_{\mathbb{C}}(\mathbb{R}^d) \rightarrow \mathbb{C}$ and then further to

$$I_{\uparrow} : S_{\uparrow}(\mathbb{R}^d) \cap S_{\downarrow}(\mathbb{R}^d) + iS_{\uparrow}(\mathbb{R}^d) \cap S_{\downarrow}(\mathbb{R}^d) \rightarrow \mathbb{C}$$

so that $|I_{\uparrow}(f)| \leq I_{\uparrow}(|f|)$ for $f \in S_{\uparrow}(\mathbb{R}^d) \cap S_{\downarrow}(\mathbb{R}^d) + iS_{\uparrow}(\mathbb{R}^d) \cap S_{\downarrow}(\mathbb{R}^d)$.

When $d = 1$, definite and indefinite integrals as well as improper integrals are extended to complex-valued functions by replacing $S_{\uparrow}(\mathbb{R}) \cap S_{\downarrow}(\mathbb{R})$ with its complexifications in such a way that the fundamental theorem of calculus and the continuity of Laplace transform remain valid.

As to the Daniell extension of a preintegral I on a linear lattice L , the dominated convergence theorem as well as parametric differentiation holds for complex-valued functions. When $L_{\mathbb{C}}$ is a complex lattice, so is $L_{\mathbb{C}}^1 = L^1 + iL^1$ (Proposition C.7) but this is not obvious at all (see Appendix C for details).

For the volume integral in \mathbb{R}^d ($d \geq 2$), however, it is practically enough to consider an open set $U \subset \mathbb{R}^d$ and the associated linear lattice $C(U) \cap L^1(U)$, for which $C(U) \cap L^1(U) + iC(U) \cap L^1(U)$ is a complex lattice.

Various convergence theorems such as parametric continuity or differentiability, the dominated convergence theorem and the dominated series convergence theorem are obviously extended to complex-valued functions.

Example 10.3.

(i) For a complex parameter $c \neq 0$,

$$\int e^{cx} dx = \frac{1}{c}e^{cx}.$$

Indeed, for $c = -a - ib$ with $a > 0$ and $b \in \mathbb{R}$, $e^{-(a+ib)t} = e^{-at}(\cos bt - i \sin bt)$ is integrable on $(0, \infty)$ and

$$\int_0^\infty e^{-(a+ib)t} dt = \frac{1}{a+ib} = \frac{a}{a^2+b^2} - i \frac{b}{a^2+b^2}.$$

(ii) The identity in (i) is differentiated repeatedly with respect to a complex parameter $c \in \mathbb{C}^\times$ to get

$$\int x^n e^{cx} dx = \frac{\partial^n}{(\partial c)^n} \left(\frac{1}{c} e^{cx} \right).$$

For $f \in S^1_{\mathbb{C}}(\mathbb{R}^d) = S^1(\mathbb{R}^d) + iS^1(\mathbb{R}^d)$ and $\xi \in \mathbb{R}^d$, $e^{-ix\xi} f(x)$ ($x\xi = x_1\xi_1 + \dots + x_d\xi_d$) is integrable and the **Fourier transform** \widehat{f} of f is defined by

$$\widehat{f}(\xi) = \int_{\mathbb{R}^d} f(x) e^{-ix\xi} dx,$$

which is a continuous function of $\xi \in \mathbb{R}^d$ by Proposition 5.9.

The Fourier transform is known to be isometric (called the Plancherel formula) in the sense that

$$\int_{\mathbb{R}^d} |\widehat{f}(\xi)|^2 d\xi = (2\pi)^d \int_{\mathbb{R}^d} |f(x)|^2 dx$$

for any integrable f satisfying $\int |f(x)|^2 dx < \infty$.

Example 10.4. The Fourier transform of an interval $f = [-1, 1]$ is

$$\widehat{f}(\xi) = 2 \frac{\sin \xi}{\xi}$$

with the Plancherel formula of the form $\int_{-\infty}^{\infty} (\sin \xi)^2 / \xi^2 d\xi = \pi$, which turns out to be the Dirichlet integral by Example 2.24.

Example 10.5. The Fourier transform of $(0, \infty)e^{-rx}$ ($r > 0$) is

$$\int_0^\infty e^{-rx} e^{-ix\xi} dx = \frac{1}{r+i\xi}.$$

Example 10.6. For $0 \neq a \in \mathbb{R}$, $0 \neq b \in \mathbb{R}$ and $r > 0$,

$$\int_0^\infty e^{-rt} \frac{e^{iat} - e^{ibt}}{t} dt = \log \frac{r-ib}{r-ia}.$$

Let $s \in \mathbb{R}$ and consider

$$f(s) = \int_0^\infty e^{-rt} \frac{e^{iast} - e^{ibst}}{t} dt$$

Then

$$f'(s) = \int_0^\infty e^{-rt}(iae^{iast} - ibe^{ibst}) dt = \frac{ia}{r - ias} - \frac{ib}{r - ibs}$$

is integrated to get

$$f(s) = \log(s - r/(ib)) - \log(s - r/(ia)) = \log \frac{r - ibs}{r - ias}.$$

Here the constant of integration is specified by the condition $f(0) = 0$.

Example 10.7. For $a > 0$, $b > 0$ and $r \geq 0$, the following holds.

$$\begin{aligned} \int_0^\infty e^{-rt} \frac{\cos(at) - \cos(bt)}{t} dt &= \frac{1}{2} \log \frac{r^2 + b^2}{r^2 + a^2}, \\ \int_0^\infty e^{-rt} \frac{b \sin(at) - a \sin(bt)}{t^2} dt &= \frac{ab}{2} \int_0^1 \log \frac{r^2 + b^2 u^2}{r^2 + a^2 u^2} du \end{aligned}$$

with

$$\lim_{r \rightarrow +0} \int_0^1 \log \frac{r^2 + b^2 u^2}{r^2 + a^2 u^2} du = 2 \log \frac{b}{a}.$$

The first equality for $r > 0$ is just the real part of the formula in the previous example and the limit case $r = 0$ is a consequence of Theorem 2.27 because $(\cos(at) - \cos(bt))/t$ is improperly integrable on $(0, \infty)$ in view of

$$\left(\frac{\sin(at)}{at} - \frac{\sin(bt)}{bt} \right)' = \frac{\cos(at) - \cos(bt)}{t} - \frac{b \sin(at) - a \sin(bt)}{abt^2}.$$

To see the second equality, the function

$$g(s) = \int_0^\infty e^{-rt} \frac{b \sin(ast) - a \sin(bst)}{t^2} dt$$

of $s \in \mathbb{R}$ is differentiated to have

$$g'(s) = ab \int_0^\infty e^{-rt} \frac{\cos(ast) - \cos(bst)}{t} dt = \frac{ab}{2} \log \frac{r^2 + b^2 s^2}{r^2 + a^2 s^2},$$

whence

$$g(s) = \frac{ab}{2} \int_0^s \log \frac{r^2 + b^2 u^2}{r^2 + a^2 u^2} du.$$

Finally, in view of $1 \leq (r^2 + b^2 u^2)/(r^2 + a^2 u^2) \leq b^2/a^2$, the dominated convergence theorem is applied to get $\lim_{r \rightarrow +0} g(s) = sab \log(b/a)$.

Exercise 51.

- (i) With the help of $(u \log(r^2 + a^2 u^2))'$, express the indefinite integral of $\log(r^2 + a^2 u^2)$ by arctangent.

(ii) By integrating $\frac{d}{dt} \log(r^2 + u^2t)$ from $t = a^2$ to $t = b^2$ and using repeated integrals, show that

$$\lim_{r \rightarrow +0} \int_0^1 \log \frac{r^2 + b^2u^2}{r^2 + a^2u^2} du = 2 \log \frac{b}{a}.$$

Example 10.8. If $f : (0, \infty) \rightarrow \mathbb{C}$ is a continuous function for which $\int_0^\infty f(t) dt$ exists as an improper integral, the Laplace transform of f is holomorphically extended to $z \in \mathbb{C}$ satisfying $\operatorname{Re} z > 0$ so that

$$\int_0^\infty e^{-zt} f(t) dt = z \int_0^\infty e^{-zt} F(t) dt.$$

Here $F(t) = \int_0^t f(x) dx$ denotes an indefinite integral of f , which is a continuous bounded function of $t \geq 0$ satisfying $F(0) = 0$.

In fact, from

$$\left(e^{-zt} F(t) \right)' = -ze^{-zt} F(t) + e^{-zt} f(t) \quad (t > 0),$$

$e^{-zt} f(t)$ ($t > 0$) is improperly integrable and we have

$$\int_0^\infty e^{-zt} f(t) dt = z \int_0^\infty e^{-zt} F(t) dt,$$

where the integral in the right hand side is absolutely convergent and continuous in the parameter $\operatorname{Re} z > 0$. Then its holomorphy follows from

$$\oint_C dz \int_0^\infty e^{-zt} F(t) dt = \int_0^\infty \oint_C e^{-zt} F(t) dz dt = 0$$

for any closed path C in the right half plane $\operatorname{Re} z > 0$.

Let $F(t)$ be continuously extended to $t \in \mathbb{R}$ by $F(t) = 0$ ($t \leq 0$). Since

$$G(z) \equiv \int_0^\infty e^{-zt} F(t) dt = \int_0^\infty e^{-ist} e^{-rt} F(t) dt = \int_{-\infty}^\infty e^{-ist} e^{-rt} F(t) dt$$

is the Fourier transform of a continuous (square) integrable function $e^{-rt} F(t)$ of $t \in \mathbb{R}$, the Laplace transform is injective on f :

If $\int_0^\infty e^{-rt} f(t) dt = 0$ for $r > 0$, then the Fourier transform of $e^{-rt} F(t)$ is identically zero and hence $e^{-rt} F(t) = 0$ ($t > 0$). Since F is a primitive function of f , this implies $f(t) = 0$ ($t > 0$).

More explicitly by Dirichlet's Fourier inversion formula, we have

$$e^{rt} F(t) = \frac{1}{2\pi} \lim_{s \rightarrow \infty} \int_{-s}^s e^{it\tau} G(r + i\tau) d\tau,$$

whence $f = 0 \iff G = 0$ implies $F = 0$, i.e., $f = 0$.

Example 10.9. Let $a \in \mathbb{C}$ have a strictly positive real part. Then

$$\int_{-\infty}^{\infty} e^{-ax^2} dx = \sqrt{\frac{\pi}{a}},$$

where the complex root \sqrt{a} is chosen so that $\sqrt{a} > 0$ for $a > 0$.

We shall give three proofs of the formula. The first and the second ones assume the case $a > 0$, whereas the third one gives a direct proof. Let $a = r + is$ with $r > 0$ and $s \in \mathbb{R}$.

(i) Regard the integral as a function $G(s)$ of $s \in \mathbb{R}$. By parametric differentiation, $G'(s) = \int_{-\infty}^{\infty} (-ix^2)e^{-ax^2} dx$, which is combined with

$$\frac{d}{dx} \left(xe^{-ax^2} \right) = e^{-ax^2} - 2ax^2 e^{-ax^2}$$

to get $G'(s) = -\frac{i}{2(r+is)}G(s)$, i.e., $\frac{d}{ds} (\sqrt{r+is}G(s)) = 0$. Thus the function $\sqrt{r+is}G(s)$ is constant in s with

$$\sqrt{r+is}G(s) = \sqrt{r}G(0) = \sqrt{\pi}.$$

(ii) Once the integral in question is shown to be holomorphic in the complex parameter a , the identity is immediate by an analytic continuation. To see the holomorphy, we check that the parameter dependence allows indefinite integral with respect to a : Given a closed path $a(t)$ ($\alpha \leq t \leq \beta$) in the half plane $\{a \in \mathbb{C}; \operatorname{Re} a > 0\}$, $\frac{da}{dt} e^{-a(t)x^2}$ is integrable as a function of $(t, x) \in [\alpha, \beta] \times \mathbb{R}$ and we have

$$\oint da \int_{-\infty}^{\infty} e^{-ax^2} dx = \int_{-\infty}^{\infty} \oint e^{-ax^2} da dx = 0.$$

Note that a primitive function of the integrand e^{-ax^2} is given by

$$\int da \sum_{n=0}^{\infty} \frac{(-x^2)^n}{n!} a^n = \sum_{n=0}^{\infty} \frac{(-x^2)^n}{n!} \frac{1}{n+1} a^{n+1} = \frac{1 - e^{-ax^2}}{x^2},$$

which is biholomorphic in (a, x) .

(iii) Consider the half-Gaussian integral

$$H = \int_0^{\infty} e^{-(r+is)x^2} dx.$$

Then

$$\begin{aligned} H^2 &= \int_{x>0, y>0} e^{-(r+is)(x^2+y^2)} dx dy \\ &= \frac{\pi}{2} \int_0^{\infty} e^{-(r+is)\rho^2} \rho d\rho = \frac{\pi}{4} \int_0^{\infty} e^{-(r+is)u} du = \frac{\pi}{4} \frac{1}{r+is} \end{aligned}$$

and we obtain

$$H = \frac{\sqrt{\pi}}{2\sqrt{r+is}}$$

with the branch of square root specified by

$$\operatorname{Re} H = \frac{1}{2} \int_0^\infty \frac{e^{-ru}}{\sqrt{u}} \cos(su) du > 0.$$

Here the positivity follows from the fact that e^{-tu}/\sqrt{u} is monotone-decreasing in $u > 0$ and $\cos(su)$ oscillates periodically.

Example 10.10. Example 10.9 is extended to

$$\int_{-\infty}^\infty e^{-ax^2+bx} dx = e^{b^2/4a} \sqrt{\frac{\pi}{a}}$$

for $b \in \mathbb{C}$. This is most simply reduced to Example 10.9 by Cauchy's integral theorem but we here calculate as follows:

$$\begin{aligned} \sum_{n \geq 0} \frac{1}{n!} b^n \int_{-\infty}^\infty x^n e^{-ax^2} dx &= \sum_{m \geq 0} \frac{1}{(2m)!} b^{2m} \int_{-\infty}^\infty x^{2m} e^{-ax^2} dx \\ &= \sum_{m \geq 0} \frac{1}{(2m)!} b^{2m} \left(-\frac{\partial}{\partial a} \right)^m \int_{-\infty}^\infty e^{-ax^2} dx \\ &= \sum_{m \geq 0} \frac{1}{(2m)!} b^{2m} \frac{(2m)!}{4^m m!} a^{-m-1/2} \pi^{1/2} \\ &= e^{b^2/4a} \sqrt{\frac{\pi}{a}}. \end{aligned}$$

Example 10.11. We now evaluate the Fresnel integral

$$\int_0^\infty e^{ix^2} dx = \frac{\sqrt{\pi}}{2} e^{i\pi/4}.$$

i.e.,

$$\int_0^\infty \cos(x^2) dx = \int_0^\infty \sin(x^2) dx = \sqrt{\frac{\pi}{8}}.$$

First recall that

$$\int_0^\infty e^{ix^2} dx$$

has a meaning as a complex-valued improper integral (Exercise 12).

To improve the convergence, we insert e^{-rx^2} with $r > 0$ a positive parameter and consider the continuous function

$$H(r) = \int_0^\infty e^{-rx^2} e^{ix^2} dx = \frac{\sqrt{\pi}}{2\sqrt{r-i}}$$

of $r > 0$ with the branch of square root specified by $\operatorname{Re} H(r) > 0$.

Consequently,

$$H(0) \equiv \lim_{r \rightarrow +0} H(r) = \lim_{r \rightarrow +0} \frac{\sqrt{\pi}}{2\sqrt{r-i}} = \frac{\sqrt{\pi}}{2} e^{i\pi/4},$$

which is combined with Theorem 2.27 to obtain

$$\int_0^\infty e^{ix^2} dx = \frac{\sqrt{\pi}}{2} e^{i\pi/4}.$$

Finally, as an interlude to the next section on Coulomb potentials, we comment on \mathbb{R}^n -valued functions.

By the obvious identification $(\mathbb{R}^n)^X = (\mathbb{R}^X)^n$, an \mathbb{R}^n -valued function f is an n -tuple $(f_j)_{1 \leq j \leq n}$ of real functions f_j . When X is furnished with an integral system (L, I) , we say that f is I -integrable if each f_j is I -integrable. The set of \mathbb{R}^n -valued integrable functions is then a real vector space by pointwise operations.

From the complex lattice condition on L , $|f| = \sqrt{\sum_{j=1}^n f_j^2}$ is integrable and satisfies

$$\sqrt{I(f_1)^2 + \cdots + I(f_n)^2} \leq I(|f|).$$

In fact, the integrability is an easy induction on n starting with $n = 2$. For the inequality part, $|\sum_j t_j f_j| \leq |t| |f|$ ($t \in \mathbb{R}^n$) is integrated to

$$\left| \sum_j t_j I(f_j) \right| \leq |t| I(|f|),$$

which gives the assertion by choosing $t_j = I(f_j)$.

11. REGULARITY ON COULOMB POTENTIALS

Let $\gamma > 0$ and ρ be a locally integrable function on \mathbb{R}^d . Consider a function of $x \in \mathbb{R}^d$ described by

$$\phi_\gamma(x) = \int_{\mathbb{R}^d} \frac{\rho(y)}{|x-y|^\gamma} dy = \int_0^\infty dr r^{d-\gamma-1} \int_{S^{d-1}} \rho(x+r\omega) d\omega,$$

which is well-defined if

$$\int_0^\infty dr r^{d-\gamma-1} \int_{S^{d-1}} |\rho(x+r\omega)| d\omega < \infty.$$

Note that local integrability of ρ is equivalent to the integrability of $(0, R) \times S^{d-1} \ni (r, \omega) \mapsto r^{d-1} \rho(r\omega)$ for every $R > 0$ and in that case the above absolute-value integral has a meaning.

In what follows, we assume $\gamma < d$ to get the integrability near $r = 0$ and $|\rho(y)| \leq M(1 + |y|)^{-\beta}$ ($y \in \mathbb{R}^d$) for some $\beta + \gamma > d$ and $M > 0$ to get the integrability for a large $|y|$ and local boundedness of ρ .

With this assumption, we can even show the continuity of $\phi_\gamma(x)$ at $x = a \in \mathbb{R}^d$. To see this, use a singularity cut of the integral region near a to control moving singularities: Set $\|\rho\|_{a,\delta} = \sup\{|\rho(y)|; |y - a| \leq \delta\}$ for $\delta > 0$. Then we have

$$\begin{aligned} \int_{|y-a| \leq \delta} \frac{|\rho(y)|}{|x-y|^\gamma} dy &\leq \|\rho\|_{a,\delta} \int_{|y-a| \leq \delta} \frac{1}{|x-y|^\gamma} dy \\ &\leq \|\rho\|_{a,\delta} \int_{|y-x| \leq \delta+|x-a|} \frac{1}{|x-y|^\gamma} dy \\ &= \|\rho\|_{a,\delta} |S^{d-1}| \frac{(\delta + |x-a|)^{d-\gamma}}{d-\gamma}, \end{aligned}$$

which can be arbitrarily small if $|x-a| \leq \delta$ with δ sufficiently small.

The continuity is therefore reduced to that of

$$\int_{|y-a| > \delta} \frac{\rho(y)}{|x-y|^\gamma} dy$$

at $x = a$. To see this, let $|x-a| \leq \delta/2$. Then $|\rho(y)|/|x-y|^\gamma \leq M/|y-a|^{\beta+\gamma}$ ($|y-a| \geq \delta$) for some $M > 0$, whence the integrand is dominated by $M/|y-a|^{\beta+\gamma}$ with

$$\int_{|y-a| \geq \delta} \frac{1}{|y-a|^{\beta+\gamma}} dy = |S^{d-1}| \int_\delta^\infty r^{d-\beta-\gamma-1} dr = |S^{d-1}| \frac{\delta^{d-\beta-\gamma}}{\beta+\gamma-d} < \infty$$

in view of $\beta + \gamma > d$. The dominated convergence theorem is then applied to have

$$\lim_{x \rightarrow a} \int_{|y-a| > \delta} \frac{\rho(y)}{|x-y|^\gamma} dy = \int_{|y-a| > \delta} \frac{\rho(y)}{|a-y|^\gamma} dy.$$

Exercise 52. Write down the above proof of continuity in an ϵ - δ form.

Example 11.1. Let $\rho(y) = 1/|y|^\beta$ ($|y| > 1$) and $\rho(y) = 0$ ($|y| \leq 1$). If the assumption on γ is strengthened to $\gamma < d-1$, then the continuous function ϕ_γ vanishes at ∞ :

$$\begin{aligned} \phi_\gamma(x) &= \int_1^\infty dr r^{d-\beta-1} \int_{S^{d-1}} \frac{1}{|x-r\omega|^\gamma} d\omega \\ &= |S^{d-2}| \int_1^\infty dr r^{d-\beta-1} \int_0^\pi \frac{\sin^{d-2} \theta}{(|x|^2 + r^2 - 2|x|r \cos \theta)^{\gamma/2}} d\theta \\ &= |S^{d-2}| \int_1^\infty dr \frac{r^{d-\beta-1}}{(|x|^2 + r^2)^{\gamma/2}} \int_0^\pi \frac{\sin^{d-2} \theta}{(1 - s \cos \theta)^{\gamma/2}} d\theta, \end{aligned}$$

where $s = 2|x|r/(|x|^2 + r^2) \in [0, 1]$.

Since the inner latitude integral is estimated by

$$\begin{aligned} & \int_0^{\pi/2} \frac{\sin^{d-2} \theta}{(1 - s \cos \theta)^{\gamma/2}} d\theta + \int_0^{\pi/2} \frac{\sin^{d-2} \theta}{(1 + s \cos \theta)^{\gamma/2}} d\theta \\ & \leq \int_0^{\pi/2} \frac{\sin^{d-2} \theta}{(1 - s \cos \theta)^{\gamma/2}} d\theta + \int_0^{\pi/2} \sin^{d-2} \theta d\theta \\ & = \int_0^{\pi/2} \frac{\sin^{d-2} \theta}{(1 - s \cos \theta)^{\gamma/2}} d\theta + \frac{\Gamma((d-1)/2)\Gamma(1/2)}{2\Gamma(d/2)} \\ & \leq \int_0^{\pi/2} \frac{\sin^{d-2} \theta}{(1 - \cos \theta)^{\gamma/2}} d\theta + \frac{\Gamma((d-1)/2)\Gamma(1/2)}{2\Gamma(d/2)}, \end{aligned}$$

with

$$\int_0^{\pi/2} \frac{\sin^{d-2} \theta}{(1 - \cos \theta)^{\gamma/2}} d\theta < \infty \iff d - \gamma - 1 > 0,$$

one sees that

$$0 \leq \phi_\gamma(x) \leq |S^{d-2}| C_{d,\gamma} \int_1^\infty \frac{r^{d-\beta-1}}{(|x|^2 + r^2)^{\gamma/2}} dr,$$

where

$$C_{d,\gamma} = \int_0^{\pi/2} \frac{\sin^{d-2} \theta}{(1 - \cos \theta)^{\gamma/2}} d\theta + \frac{\Gamma((d-1)/2)\Gamma(1/2)}{2\Gamma(d/2)}$$

and

$$\int_1^\infty \frac{r^{d-\beta-1}}{(|x|^2 + r^2)^{\gamma/2}} dr \leq \int_1^\infty \frac{r^{d-\beta-1}}{r^\gamma} dr = \frac{1}{\beta + \gamma - d} < \infty.$$

Now the dominated convergence theorem shows $\lim_{|x| \rightarrow \infty} \phi_\gamma(x) = 0$.

Next we move on to the differentiability of ϕ_γ . Consider the formal derivative (an \mathbb{R}^d -valued function)

$$\int_{\mathbb{R}^d} \left(\frac{\partial}{\partial x_i} \frac{1}{|x-y|^\gamma} \right)_{1 \leq i \leq d} \rho(y) dy = \gamma \int_{\mathbb{R}^d} \frac{y-x}{|x-y|^{\gamma+2}} \rho(y) dy,$$

whose integrability

$$\int_{\mathbb{R}^d} \frac{|y-x|}{|x-y|^{\gamma+2}} |\rho(y)| dy = \int_{\mathbb{R}^d} \frac{1}{|x-y|^{\gamma+1}} |\rho(y)| dy < \infty$$

is exactly the well-definedness of $\phi_{\gamma+1}$ and satisfied if $d - \gamma - 1 > 0$ (note that $\beta > d - \gamma - 1$ follows from $\beta > d - \gamma$ then).

We shall show that this condition in turn implies

$$\phi'_\gamma(x) = \gamma \int_{\mathbb{R}^d} \frac{y-x}{|x-y|^{\gamma+2}} \rho(y) dy$$

and $\phi'_\gamma(x)$ is continuous in $x \in \mathbb{R}^d$.

Recall that the above equality at $x = a \in \mathbb{R}^d$ means that, given $\epsilon > 0$, there exists $\delta > 0$ such that $|x - a| \leq \delta$ implies

$$\left| \phi_\gamma(x) - \phi_\gamma(a) - \gamma \int_{\mathbb{R}^d} \frac{(x-a) \cdot (y-a)}{|a-y|^{\gamma+2}} \rho(y) dy \right| \leq \epsilon |x-a|.$$

To see this, we argue as in the proof of continuity of ϕ_γ : For the differential term,

$$\begin{aligned} \int_{|y-a| \leq \delta} \frac{|a-y|}{|a-y|^{\gamma+2}} |\rho(y)| dy &\leq \|\rho\|_{a,\delta} \int_{|y-a| \leq \delta} \frac{1}{|a-y|^{\gamma+1}} dy \\ &= \|\rho\|_{a,\delta} |S^{d-1}| \frac{\delta^{d-\gamma-1}}{d-\gamma-1}, \end{aligned}$$

which approaches 0 as $\delta \rightarrow 0$.

To control the difference term, letting $x(t) = tx + (1-t)a$, we introduce

$$D(t, y) = \gamma \frac{y - x(t)}{|x(t) - y|^{\gamma+2}}$$

so that

$$\frac{1}{|x-y|^\gamma} - \frac{1}{|a-y|^\gamma} = \int_0^1 \frac{\partial}{\partial t} |x(t) - y|^{-\gamma} dt = (x-a) \cdot \int_0^1 D(t, y) dt.$$

In view of $|y-a| \leq \delta \implies |y-x(t)| \leq \delta + t|x-a|$, the singularity cut of the difference term is estimated by

$$\begin{aligned} |x-a| \int_0^1 dt \int_{|y-a| \leq \delta} |D(t, y)| |\rho(y)| dy &\leq |x-a| \|\rho\|_{a,\delta} \int_0^1 dt \int_{|y-a| \leq \delta} |D(t, y)| dy \\ &\leq \gamma |x-a| \|\rho\|_{a,\delta} \int_0^1 dt \int_{|y-x(t)| \leq \delta + t|x-a|} \frac{1}{|x(t) - y|^{\gamma+1}} dy \\ &= \gamma |x-a| \|\rho\|_{a,\delta} \frac{|S^{d-1}|}{d-\gamma-1} \int_0^1 (\delta + t|x-a|)^{d-\gamma-1} dt \\ &\leq \gamma |x-a| \|\rho\|_{a,\delta} \frac{|S^{d-1}|}{d-\gamma-1} (\delta + |x-a|)^{d-\gamma-1}, \end{aligned}$$

which approaches 0 uniformly in $|x-a| \leq \delta$ as $\delta \rightarrow 0$.

The remaining part is given by

$$\int_0^1 dt \int_{|y-a| > \delta} (x-a) \cdot (D(t, y) - D(0, y)) \rho(y) dy$$

and the validity of the differential formula is reduced to

$$\lim_{x \rightarrow a} \int_0^1 dt \int_{|y-a|>\delta} |D(t, y) - D(0, y)| |\rho(y)| dy = 0.$$

Note here that $D(t, y)$ depends on x and $\lim_{x \rightarrow a} D(t, y) = D(0, y)$ for $0 \leq t \leq 1$ and $|y-a| \geq \delta$. The above convergence is then a consequence of the dominated convergence theorem once $|D(t, y)| |\rho(y)|$ is majorized uniformly in $|x-a| \leq \delta/2$ by an integrable function on $|y-a| \geq \delta$.

In fact, in view of $\rho(y) = O(|y|^{-\beta})$ and

$$|a-y| + |x-a| \geq |x(t)-y| \geq |a-y| - |x-a| \geq |a-y| - \frac{\delta}{2} \geq \frac{\delta}{2},$$

we can find $M > 0$ satisfying

$$|D(t, y)| |\rho(y)| = \frac{|\rho(y)|}{|x(t)-y|^{\gamma+1}} \leq M \frac{|y-a|^{-\beta}}{|y-a|^{\gamma+1}} = M \frac{1}{|y-a|^{\beta+\gamma+1}}$$

for $|y-a| \geq \delta$ in such a way that

$$\int_{|y-a|>\delta} \frac{1}{|y-a|^{\beta+\gamma+1}} dy = |S^{d-1}| \frac{\delta^{d-\beta-\gamma-1}}{\beta+\gamma+1-d} < \infty.$$

We shall now check the continuity of ϕ'_γ , which can be done analogously with that of ϕ_γ : The singularity part is estimated by

$$\begin{aligned} \int_{|y-a| \leq \delta} \frac{|y-x|}{|x-y|^{\gamma+2}} |\rho(y)| dy &\leq \|\rho\|_{a,\delta} \int_{|y-a| \leq \delta} \frac{1}{|x-y|^{\gamma+1}} dy \\ &\leq \|\rho\|_{a,\delta} \int_{|y-x| \leq \delta+|x-a|} \frac{1}{|x-y|^{\gamma+1}} dy \\ &= \|\rho\|_{a,\delta} |S^{d-1}| \frac{\delta^{d-\gamma-1}}{d-\gamma-1} < \infty, \end{aligned}$$

which can be arbitrarily small if $|x-a| \leq \delta$ with δ sufficiently small.

The continuity of $\phi'_\gamma(x)$ at $x=a$ is therefore reduced to that of

$$\int_{|y-a|>\delta} \frac{y-x}{|x-y|^{\gamma+2}} \rho(y) dy,$$

which follows from the dominated convergence theorem: We can find $M > 0$ satisfying $|\rho(y)|/|x-y|^{\gamma+1} \leq M/|y-a|^{\beta+\gamma+1}$ ($|x-a| \leq \delta/2$, $|y-a| \geq \delta$) so that $\int_{|y-a|>\delta} |y-a|^{-\beta-\gamma-1} dy < \infty$ due to $d-\beta-\gamma < 0$.

We can repeat this process up to the n -th differential $\phi_\gamma^{(n)}$ as far as $d-\gamma-n > 0$.

Theorem 11.2. Assume that ρ is a locally bounded and locally integrable function satisfying $\rho(y) = O(1/|y|^\beta)$ with $\beta > d - \gamma$. Let $n \geq 0$ be the maximal integer satisfying $d - \gamma - n > 0$. Then ϕ_γ is a C^n function.

Remark 16. The condition $\beta > d - \gamma$ is weaker than the integrability of ρ , i.e., $\beta > d$. Thus the source function ρ of an infinite total charge may produce a finite and continuously differentiable potential.

The overall differentiability discussed so far is connected with the degree γ of singularity of $1/|x-y|^\gamma$ and ϕ'_γ is well-defined if $d-\gamma-1 > 0$ but not for ϕ''_γ if $d-\gamma-2 \leq 0$. Even in that case, we can convert local differentiability of ρ into the local differentiability of ϕ'_γ .

Keep the condition including $d-\gamma-1 > 0$ which enables us to have an overall integral expression of ϕ'_γ and assume that ρ is continuously differentiable on a bounded open set V in such a way that the boundary ∂V is piece-wise smooth and ρ' on V is continuously extended to the closure \bar{V} .

Theorem 11.3. For $x \in V$, we have

$$\begin{aligned} \frac{\partial \phi_\gamma}{\partial x_j}(x) &= \gamma \int_{\mathbb{R}^d \setminus V} \frac{y_j - x_j}{|x - y|^{\gamma+2}} \rho(y) dy \\ &\quad + \int_V \frac{1}{|x - y|^\gamma} \frac{\partial \rho}{\partial y_j}(y) dy - \int_{\partial V} \frac{\rho(y)}{|x - y|^\gamma} e_j \cdot (dy)_{\partial V}, \end{aligned}$$

which is continuously differentiable on V and $\phi''_\gamma(x)$ is given by

$$\begin{aligned} \frac{\partial^2 \phi_\gamma}{\partial x_i \partial x_j}(x) &= \int_{\mathbb{R}^d \setminus V} \frac{\partial^2}{\partial x_i \partial x_j} \left(\frac{1}{|x - y|^\gamma} \right) \rho(y) dy \\ &\quad + \int_V \frac{\partial}{\partial x_i} \left(\frac{1}{|x - y|^\gamma} \right) \frac{\partial \rho}{\partial y_j}(y) dy - \int_{\partial V} \frac{\partial}{\partial x_i} \frac{\rho(y)}{|x - y|^\gamma} e_j \cdot (dy)_{\partial V}. \end{aligned}$$

Proof. In the expression

$$\phi'_\gamma(x) = \gamma \int_{\mathbb{R}^d \setminus \bar{V}} \frac{y - x}{|x - y|^{\gamma+2}} \rho(y) dy + \gamma \int_{\bar{V}} \frac{y - x}{|x - y|^{\gamma+2}} \rho(y) dy,$$

the first integral is infinitely differentiable in $x \in V$ with its differentials given by differentiating the integrand. To make the singularity mild in the second integral, we rewrite

$$\begin{aligned} \gamma \frac{y_j - x_j}{|x - y|^{\gamma+2}} \rho(y) &= -\rho(y) \frac{\partial}{\partial y_j} \frac{1}{|x - y|^\gamma} \\ &= -\frac{\partial}{\partial y_j} \frac{\rho(y)}{|x - y|^\gamma} + \frac{1}{|x - y|^\gamma} \frac{\partial \rho}{\partial y_j} \end{aligned}$$

and apply the divergence theorem (Corollary 9.11) to have an expression

$$\begin{aligned} \phi'_\gamma(x) &= \gamma \int_{\mathbb{R}^d \setminus V} \frac{y-x}{|x-y|^{\gamma+2}} \rho(y) dy \\ &\quad + \int_V \frac{\rho'(y)}{|x-y|^\gamma} dy - \int_{\partial V} \frac{\rho(y)}{|x-y|^\gamma} e_j \cdot (dy)_{\partial V}. \end{aligned}$$

which is valid for $x \in V$ and continuously differentiable in $x \in V$ with the second derivative $\phi''_\gamma(x)$ given by differentiating each integrand. \square

Corollary 11.4. If $\rho(y) = 0$ ($y \in V$), $\phi_\gamma(x)$ is infinitely differentiable in $x \in V$ with

$$\frac{\partial^{|\alpha|}}{\partial x^\alpha} \phi_\gamma(x) = \int_{\mathbb{R}^d \setminus V} \frac{\partial^{|\alpha|}}{\partial x^\alpha} \left(\frac{1}{|x-y|^\gamma} \right) \rho(y) dy.$$

We now restrict ourselves to the case $\gamma = d-2$ ($d \geq 3$) of **Coulomb potential**¹⁹, for which $\phi = \phi_{d-2}$ is continuously differentiable but $d - \gamma - 2 = 0$.

Theorem 11.5. Let $d \geq 3$ and D be the domain of continuous differentiability of ρ , i.e., $a \in \mathbb{R}^d$ belongs to D if $\rho(y)$ is continuously differentiable in a neighborhood of a .

Then ϕ is C^2 on D and satisfies the **Poisson equation**

$$-\Delta \phi(x) = |S^{d-1}| \rho(x) \quad (x \in D),$$

where $\Delta = \sum_{j=1}^d \frac{\partial^2}{\partial x_j^2}$ is the **Laplacian** in \mathbb{R}^d .

Proof. Let $a \in D$ and V be a small ball $|y-a| < \delta$ in Theorem 11.3. Then, for $|x-a| < \delta$,

$$\begin{aligned} \Delta \phi(x) &= \int_{|y-a| > \delta} \Delta \frac{1}{|x-y|^{d-2}} \rho(y) dy \\ &\quad + \int_{|y-a| < \delta} \sum_{i=1}^d \frac{y_i - x_i}{|x-y|^d} \frac{\partial \rho}{\partial y_i}(y) dy \\ &\quad - \int_{|y-a| = \delta} \sum_{i=1}^d \frac{y_i - x_i}{|x-y|^d} \rho(y) e_j \cdot (dy)_{|y-a| = \delta}. \end{aligned}$$

¹⁹Coulomb potential is also referred to as Newton potential.

Due to the identity $\Delta(1/|x - y|^{d-2}) = 0$, the first term vanishes. In the second integrand, an inner product inequality is used to have

$$\sum_{i=1}^d \frac{|y_i - x_i|}{|x - y|^d} \left| \frac{\partial \rho}{\partial y_i}(y) \right| \leq \frac{\|\rho'\|_{a,\delta}}{|x - y|^{d-1}}$$

and the second integral is estimated by

$$\|\rho'\|_{a,\delta} \int_0^{\delta+|x-a|} dr r^{d-1} \frac{1}{r^{d-1}} |S^{d-1}| = \|\rho'\|_{a,\delta} |S^{d-1}| (\delta + |x - a|),$$

which vanishes as $\delta \rightarrow 0$ for the choice $x = a$.

We evaluate the surface integral in the third term by putting $x = a$:

$$\begin{aligned} & \int_{|y-a|=\delta} \sum_{j=1}^d \frac{y_j - a_j}{|a - y|^d} \rho(y) \frac{e_j \cdot (y - a)}{|y - a|} |dy|_{|y-a|=\delta} \\ &= \int_{|y-a|=\delta} \frac{\rho(y)}{|y - a|^{d-1}} |dy|_{|y-a|=\delta} \\ &= \int_{S^{d-1}} \rho(a + \delta\omega) d\omega \xrightarrow{\delta \rightarrow 0} |S^{d-1}| \rho(a). \end{aligned}$$

□

A formal expression for $d = 2$ loses its meaning. Even in that case, we can work with the differential of $1/|x - y|^\gamma$ at $\gamma = 0$: Let $\rho(y)$ be a locally integrable function of $y \in \mathbb{R}^2$ and assume that $\rho(y) = O(1/(1 + |y|)^\beta)$ for $\beta > 2$. Then

$$\phi(x) = - \int_{\mathbb{R}^2} \rho(y) \log |x - y| dy.$$

is continuously differentiable with

$$\phi'(x) = \int_{\mathbb{R}^2} \frac{y - x}{|x - y|^2} \rho(y) dy.$$

Moreover in the situation of the previous theorem, we can show that ϕ is C^2 on D and satisfies

$$-\Delta\phi(x) = 2\pi\rho(x) \quad (x \in D).$$

Exercise 53. Check these assertions.

Remark 17. The substantial part $1/|x|^{d-2}$ (or $\log|x|$), which is the Coulomb potential produced by a point charge at $x = 0$, is known (up to a multiplicative constant) as a fundamental solution or a Green's function of the Laplacian in \mathbb{R}^d .

APPENDIX A. COMPACT SETS AND CONTINUOUS FUNCTIONS

Recall that we use the notation $|x| = \sqrt{(x_1)^2 + \cdots + (x_d)^2}$ for $x = (x_1, \dots, x_d) \in \mathbb{R}^d$.

The following is a sophisticated paraphrase of continuity (completeness) of real numbers.

Theorem A.1 (Heine-Borel). For a subset of \mathbb{R}^d , the following conditions are equivalent.

- (i) K is bounded and closed.
- (ii) (finite covering property) Given a family (U_i) of open subsets of \mathbb{R}^d satisfying $K \subset \bigcup_i U_i$, we can find a finite set J of indices so that $K \subset \bigcup_{j \in J} U_j$.
- (iii) (finite intersection property) Given a family (F_i) of closed subsets of \mathbb{R}^d , if $\bigcap_{j \in J} (K \cap F_j) \neq \emptyset$ for any finite set J of indices, then $\bigcap_i (K \cap F_i) \neq \emptyset$.

Proof. (ii) and (iii) are equivalent because they are just in the relation of complements on open sets and closed sets.

(i) \implies (ii): Assume that $K \not\subset \bigcup_{j \in J} U_j$ for any finite set J of indices and we shall show that $K \not\subset \bigcup_i U_i$. Choose a closed (and bounded) rectangle R including K and divide R at middle coordinates into 2^d pieces of closed subrectangles.

By the assumption, there exists at least one piece R' for which $K \cap R'$ does not fulfill the finite-covering property. Next, dividing R' likewise, we can find a subpiece R'' of R' so that $K \cap R''$ does not fulfill the finite-covering property.

The process is then repeated to get a decreasing sequence $R^{(n)}$ of closed rectangles so that each $R^{(n)}$ has the half-size width of $R^{(n-1)}$ and $K \cap R^{(n)}$ does not satisfy the finite covering property.

By the nested interval property of real numbers, $\bigcap R^{(n)}$ is a one-point set $\{x\}$. Since $K \cap R^{(n)} \neq \emptyset$, x belongs to $\overline{K} = K$.

If there is any index i satisfying $x \in U_i$, then $R^{(n)} \subset U_i$ for a sufficiently large n and $K \cap R^{(n)}$ is covered by a single open set U_i , which contradicts with our choice of $R^{(n)}$. Thus $x \notin \bigcup_i U_i$, proving $K \not\subset \bigcup_i U_i$.

(ii) \implies (i): If K is not bounded, we can find a sequence (x_n) in K so that $|x_n| \uparrow \infty$. Clearly open balls $B_{|x_n|}(0)$ covers K but not for any finitely many balls. If K is not closed, there is $a \notin K$ satisfying $B_r(a) \cap K \neq \emptyset$ ($r > 0$) and an increasing sequence $\mathbb{R}^d \setminus \overline{B}_{1/n}(a)$ of open sets covers K but not for any finite subfamily. \square

Equivalent topological properties (ii) and (iii) are also referred to as being **compact** in other topological situations.

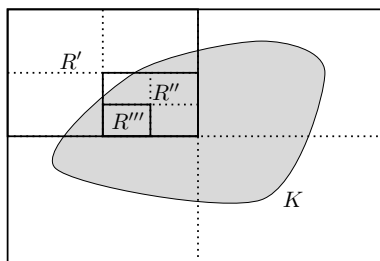


FIGURE 18. Nested Rectangles

Exercise 54 (Bolzano-Weierstrass). Show that any bounded sequence in \mathbb{R}^d has a convergent subsequence.

The following is immediate from finite covering property.

Proposition A.2.

- (i) Continuous images of a compact set are compact.
- (ii) A continuous real function on a compact set K attains maximum and minimum.

For a function f defined on a subset X of \mathbb{R}^d and $\delta > 0$, set

$$C_f(\delta) = \sup\{|f(x) - f(y)|; x, y \in X, |x - y| \leq \delta\} \in [0, \infty].$$

Clearly $C_f(\delta)$ is an increasing function of δ and f is said to be **uniformly continuous** if $\lim_{\delta \rightarrow 0} C_f(\delta) = 0$. Notice that uniformly continuous functions are continuous.

Theorem A.3 (Heine). A continuous function f defined on a compact subset K of \mathbb{R}^d is uniformly continuous.

Proof. Given $\epsilon > 0$, we show that $C_f(\delta) \leq 2\epsilon$ for some $\delta > 0$. Since f is continuous, for any $a \in K$, we can choose $\delta(a) > 0$ so that $|x - a| \leq 2\delta(a)$ implies $|f(x) - f(a)| \leq \epsilon$. Then $K \subset \bigcup_{a \in K} B_{\delta(a)}(a)$ and by the finite covering property we can find a finitely many points a_1, \dots, a_n of K so that $K \subset \bigcup_{1 \leq j \leq n} B_{\delta(a_j)}(a_j)$.

Let $\delta = \delta(a_1) \wedge \dots \wedge \delta(a_n)$ and $x, y \in K$ satisfy $|x - y| \leq \delta$. Since $x \in B_{\delta(a_j)}(a_j)$ for some j , $|y - a_j| \leq |x - y| + |x - a_j| \leq \delta + \delta(a_j) \leq 2\delta(a_j)$ implies $|f(x) - f(y)| \leq |f(x) - f(a_j)| + |f(y) - f(a_j)| \leq 2\epsilon$. \square

Theorem A.4 (Tietze extension a la Riesz²⁰). Given a continuous positive function h defined on a compact subset K of \mathbb{R}^d ,

$$g(x) = d(x, K) \max\left\{\frac{h(y)}{|x - y|}; y \in K\right\} \quad (x \in \mathbb{R}^d \setminus K)$$

and $g(x) = h(x)$ ($x \in K$) give a continuous function g on \mathbb{R}^d .

²⁰See [3] for more information.

Proof. Clearly $g = h$ is continuous on an open set $K \setminus \partial K$ and we show that g is continuous on $\mathbb{R}^d \setminus K$ as well. Since $d(x, K)$ is a strictly positive continuous function of $x \notin K$, this is equivalent to the continuity of $g(x)/d(x, K)$ at $x = a \in \mathbb{R}^d \setminus K$.

Let $a_n \rightarrow a$ in $\mathbb{R}^d \setminus K$. Since $h(y)/|y - a_n|$ and $h(y)/|y - a|$ are continuous in $y \in K$ with K compact, we can find a sequence $c_n \in K$ and $c \in K$ satisfying

$$\frac{g(a_n)}{d(a_n, K)} = \frac{h(c_n)}{|c_n - a_n|}, \quad \frac{g(a)}{d(a, K)} = \frac{h(c)}{|c - a|}.$$

In the obvious inequality

$$\frac{h(c)}{|c - a_n|} \leq \frac{h(c_n)}{|c_n - a_n|},$$

we move over to any accumulation point $c_\infty \in K$ of (c_n) to get

$$\frac{h(c)}{|c - a|} \leq \frac{h(c_\infty)}{|c_\infty - a|} \leq \frac{h(c)}{|c - a|},$$

which implies

$$\lim_{n \rightarrow \infty} \frac{g(a_n)}{d(a_n, K)} = \lim_{n \rightarrow \infty} \frac{h(c_n)}{|c_n - a_n|} = \frac{h(c)}{|c - a|} = \frac{g(a)}{d(a, K)},$$

proving the continuity of g on $\mathbb{R}^d \setminus K$.

Thus the whole problem is reduced to the continuity of $g(x)$ at $x = a \in \partial K \subset K$. Choose again a sequence $a_n \rightarrow a$, this time $a_n \in K$ or not. For a subsequence $a_{n'} \in K$, the continuity of h shows $\lim_{n' \rightarrow \infty} g(a_{n'}) = \lim_{n' \rightarrow \infty} h(a_{n'}) = h(a) = g(a)$. So we focus on the case $a_n \notin K$ and choose this time $b_n \in K$ and $c_n \in K$ so that

$$|a_n - b_n| = d(a_n, K), \quad \frac{h(c_n)}{|c_n - a_n|} = \max \left\{ \frac{h(y)}{|y - a_n|}; y \in K \right\}.$$

From $|b_n - a_n| = d(a_n, K) \leq |a_n - a|$, one sees that $\lim_{n \rightarrow \infty} b_n = a$.

The obvious inequality

$$\frac{h(b_n)}{|a_n - b_n|} \leq \frac{h(c_n)}{|a_n - c_n|} \iff |a_n - c_n|h(b_n) \leq |a_n - b_n|h(c_n),$$

then shows that any accumulation point c_∞ of (c_n) satisfies $|a - c_\infty|h(a) \leq 0$. Thus, if $h(a) > 0$, $c_n \rightarrow a$ and inequalities

$$h(b_n) \leq \frac{|a_n - b_n|}{|a_n - c_n|} h(c_n) = \frac{d(a_n, K)}{|a_n - c_n|} h(c_n) \leq h(c_n)$$

become equalities in the limit and we have

$$\lim_{n \rightarrow \infty} g(a_n) = \lim_{n \rightarrow \infty} \frac{|a_n - b_n|}{|a_n - c_n|} h(c_n) = h(a) = g(a).$$

Finally, if $h(a) = 0$ and there is any subsequence $(c_{n'})$ of (c_n) which converges to $c_\infty \neq a$,

$$\lim_{n \rightarrow \infty} g(a_{n'}) = \lim_{n \rightarrow \infty} \frac{|a_{n'} - b_{n'}|}{|a_{n'} - c_{n'}|} h(c_{n'}) = 0 = h(a) = g(a).$$

□

APPENDIX B. ABSTRACT DARBOUX INTEGRAL

Let L be a linear lattice on a set X and $I : L \rightarrow \mathbb{R}$ be a positive functional. For a real-valued function f on X , define its upper and lower integrals of Darboux by

$$\begin{aligned} I^\circ(f) &= \inf\{I(\psi); \psi \in L, f \leq \psi\} \in [-\infty, \infty], \\ I_\circ(f) &= \sup\{I(\varphi); \varphi \in L, \varphi \leq f\} \in [-\infty, \infty] \end{aligned}$$

so that $I_\circ(f) \leq I^\circ(f)$ and $I_\circ(-f) = -I^\circ(f)$. We say that f is Darboux integrable if $I_\circ(f) = I^\circ(f) \in \mathbb{R}$, i.e.,

$$\inf\{I(\psi - \varphi); \varphi \leq f \leq \psi, \varphi, \psi \in L\} = 0,$$

with the common value called the Darboux integral of f . It is immediate to see that the set L° of Darboux integrable functions is a linear lattice containing L and the restriction of I° to L° is a positive linear functional extending I . We call (L°, I°) the Darboux extension of (L, I) .

Exercise 55. The Darboux extension of (L°, I°) is (L°, I°) itself.

When I is continuous in addition, upper and lower integrals of Daniell, \bar{I} and \underline{I} , satisfy

$$I_\circ(f) \leq \underline{I}(f) \leq \bar{I}(f) \leq I^\circ(f).$$

Consequently $L^\circ \subset L^1$ and the Daniell integral I^1 extends the Darboux integral.

Lemma B.1. For a real-valued function $f \in L_\downarrow$, $I_\downarrow(f) = I^\circ(f)$.

Proof. From an expression $\psi_n \downarrow f$ with $\psi_n \in L$, we see that $I^\circ(f) \leq \lim I(\psi_n) = I_\downarrow(f)$. For $\psi \in L$ majorizing f , we have $(\psi \vee \psi_n) \downarrow \psi$ and

$$I_\downarrow(f) = \lim I(\psi_n) \leq \lim I(\psi \vee \psi_n) = I(\psi),$$

where the continuity of I is used in the last equality. Taking infimum on ψ , we obtain the reverse inequality $I_\downarrow(f) \leq I^\circ(f)$. □

Corollary B.2. We have $L_\uparrow \cap L_\downarrow \subset L^\circ$ and I_\uparrow coincides with I° on $L_\uparrow \cap L_\downarrow$.

In the following, we shall identify the Darboux extension of the volume integral on $S(\mathbb{R}^d)$ with the so-called Riemann-Darboux integral. Let $\Delta = \Delta_1 \times \cdots \times \Delta_d$ be a multiple partition of a closed rectangle $[a, b] \subset \mathbb{R}^d$ and (R_i) be the open parts in Δ . Given a bounded function $f : [a, b] \rightarrow \mathbb{R}$, introduce upper and lower sums of Darboux by

$$I^\Delta(f) = \sum_i |R_i| (\sup f(\overline{R_i})), \quad I_\Delta(f) = \sum_i |R_i| (\inf f(\overline{R_i})).$$

By comparing these with the Darboux approximation (see §3)

$$I(f^\Delta) = \sum_i |R_i| (\sup f(R_i)), \quad I(f_\Delta) = \sum_i |R_i| (\inf f(R_i)),$$

we observe that $I_\Delta(f) \leq I(f_\Delta) \leq I(f^\Delta) \leq I^\Delta(f)$.

According to Darboux, f is said to be **Riemann integrable** if $\inf\{I^\Delta(f)\} = \sup\{I_\Delta(f)\}$, i.e., $\inf\{I^\Delta(f) - I_\Delta(f)\} = 0$, with the common value referred to as the **Riemann integral** of f .

Proposition B.3. Let $L = S(\mathbb{R}^d)$ and I be the volume integral.

- (i) L° consists of doubly bounded functions.
- (ii) A bounded function f on \mathbb{R}^d supported by a closed rectangle $[a, b]$ in \mathbb{R}^d belongs to L° if and only if $[a, b]f$ is Riemann integrable. In that case, Darboux and Riemann integrals coincide.
- (iii) The Lebesgue integral on $L^1(\mathbb{R}^d)$ extends the Riemann integral on L° .

Proof. We focus on (ii) and check the equality $I^\circ(f) = \inf\{I^\Delta(f)\}$. From the inequality $I(f^\Delta) \leq I^\Delta(f)$, we have $I^\circ(f) \leq \inf\{I^\Delta(f)\}$ and the problem is reduced to showing the reverse inequality.

Replacing $\Delta_j = \{a_j = x_0 < \cdots < x_{m_j} = b_j\}$ with

$$\Delta_j^\epsilon = \{a_j = x_0 < x_0 + \epsilon < x_1 - \epsilon < x_1 < x_1 + \epsilon < \cdots < x_{m_j} - \epsilon < x_{m_j}\}$$

by adding $2m$ points near points in Δ_j , one sees that the multiple partition $\Delta^\epsilon = \Delta_1^\epsilon \times \cdots \times \Delta_d^\epsilon$ for a small $\epsilon > 0$ satisfies $\sup f(\overline{R_i^\epsilon}) \leq f^\Delta$ on $\sqcup_i \overline{R_i^\epsilon}$, where R_i^ϵ is shrunk from R_i by ϵ on the boundary and satisfies $\sum_i |R_i^\epsilon| = \prod_j (b_j - a_j - 2m_j\epsilon)$. By simply estimating the value of f outside $\sqcup_i R_i^\epsilon$ by $\|f\|$, we obtain

$$I^{\Delta^\epsilon}(f) \leq I(f^\Delta) + 2\|f\| \left(\prod_j (b_j - a_j) - \prod_j (b_j - a_j - 2m_j\epsilon) \right),$$

whence $\inf\{I^{\Delta^\epsilon}(f)\} \leq \inf\{I(f^\Delta)\} = I^\circ(f)$. \square

Remark 18. By a similar idea in the proof of (ii), we can even show that $\lim_{|\Delta| \rightarrow 0} I^\Delta(f) = I^\circ(f)$ for a doubly bounded function f .

The Darboux approximation is further generalized into the following form: By a rectangular tiling, we shall mean a finite family $T = (T_j)_{1 \leq j \leq n}$ of closed rectangles satisfying $T_j^\circ \neq \emptyset$ and $T_i^\circ \cap T_j^\circ = \emptyset$ ($i \neq j$) with its support defined by $[T] = \bigcup T_j$ and the mesh size by $d(T) = \max\{d(T_j)\}$. Here $d(T_j)$ denotes the diameter of T_j .

Given a doubly bounded function f on \mathbb{R}^d supported by $[T]$, upper and lower Darboux sums are defined by

$$I^T(f) = \sum_{j=1}^n |T_j| \sup\{f(T_j)\}, \quad I_T(f) = \sum_{j=1}^n |T_j| \inf\{f(T_j)\}.$$

Notice that these sums are of the form $I(\psi)$ and $I(\varphi)$ with $\varphi \leq f \leq \psi$, where

$$\begin{aligned} \psi &= ([T] - \sum_j T_j^\circ) \|f\| + \sum_j T_j^\circ \sup f(T_j), \\ \varphi &= -([T] - \sum_j T_j^\circ) \|f\| + \sum_j T_j^\circ \inf f(T_j). \end{aligned}$$

Consequently $I^\circ(f) \leq I^T(f)$ and $I_\circ(f) \geq I_T(f)$ ($[f] \subset [T]$).

Furthermore, given a family $\xi = \{\xi_i\}$ of sample points $\xi_i \in T_i$, set

$$I_{T,\xi}(f) = \sum_{i=1}^m |T_i| f(\xi_i).$$

Notice that $I_{T,\xi}(f)$ is a positive linear functional of f .

The following is a refinement of the classical theorem on Darboux approximation.

Theorem B.4 (Darboux). Let $f : \mathbb{R}^d \rightarrow \mathbb{R}$ be a doubly bounded function. For a tiling T supporting f , we then have

$$\lim_{d(T) \rightarrow 0} I^T(f) = I^\circ(f), \quad \lim_{d(T) \rightarrow 0} I_T(f) = I_\circ(f).$$

Moreover if f is Riemann integrable, we have

$$\lim_{d(T) \rightarrow 0} I_{T,\xi}(f) = \int_{\mathbb{R}^d} f(x) dx.$$

Proof. Let $[a, b]$ satisfy $[a, b]f = f$. Given $\epsilon > 0$, choose a multipartition Δ of $[a, b]$ with (R_i) the family of open parts so that $I^\circ(f) \geq \sum_i |R_i| \sup f(R_i) + \epsilon$. Let J be the totality of index j for which T_j has a non-empty intersection with the skelton $[a, b] \setminus (\sqcup_i R_i)$. For each i , let $J_i = \{j; T_j \subset R_i\}$.

Then the indices of T are divided into J and $\sqcup_i J_i$ in such a way that

$$\begin{aligned}
\sum_i |R_i| \sup f(R_i) &\geq \sum_i \sum_{j \in J_i} |T_j| \sup f(R_i) - \sum_{j \in J} |T_j| \|f\| \\
&\geq \sum_i \sum_{j \in J_i} |T_j| \sup f(T_j) - \sum_{j \in J} |T_j| \|f\| \\
&= \sum_{j \notin J} |T_j| \sup f(T_j) - \sum_{j \in J} |T_j| \|f\| \\
&\geq \sum_j |T_j| \sup f(T_j) - 2 \sum_{j \in J} |T_j| \|f\|.
\end{aligned}$$

In the notation around the previous proposition, we then see that

$$\sum_{j \in J} |T_j| \leq \sum_i (|R_i| - |R_i^{d(T)}|) \rightarrow 0 \quad (d(T) \rightarrow 0),$$

which enables us to choose $\delta > 0$ so that $d(T) \leq \delta$ implies $\sum_{j \in J} |T_j| \leq \epsilon$. Thus, for T satisfying $d(T) \leq \delta$ and supporting f , we have $I^\circ(f) \geq I^T(f) + \epsilon - 2\|f\|\epsilon$, whence $I^\circ(f) \geq \lim_{d(T) \rightarrow 0} I^T(f)$. \square

APPENDIX C. MORE ON INTEGRABILITY

We here introduce other definitions of integrability on real-valued functions, which turn out to be equivalent as seen below. The following can be read after the section on null sets.

A function $f : X \rightarrow \mathbb{R}$ is said to be R-integrable²¹ if we can find $f_\uparrow \in L_\uparrow$ so that $I_\uparrow(f_\uparrow) \neq \pm\infty$ and $f \overset{\circ}{=} f_\uparrow + f_\downarrow$. From Corollary 6.5, this implies that $f \in L^1$ and $I^1(f) = I_\uparrow(f_\uparrow) + I_\downarrow(f_\downarrow)$.

Related to this, f is said to be M-integrable²² if we can find sequences (f_n) and (φ_n) in L satisfying $|f_n| \leq \varphi_n$, $\sum I(\varphi_n) < \infty$ and $f(x) = \sum f_n(x)$ for $x \in [\sum \varphi_n < \infty] \iff \sum \varphi_n(x) < \infty$ (the condition is expressed by $f \overset{(\varphi_n)}{\simeq} \sum_n f_n$). Then, letting $\varphi = \sum \varphi_n \in L_\uparrow^+$, we have

$$[\varphi < \infty]f = \sum [\varphi < \infty]f_n = [\varphi < \infty] \sum (f_n \vee 0) + [\varphi < \infty] \sum (f_n \wedge 0).$$

Since $\sum (f_n \vee 0) \in L_\uparrow$, $\sum (f_n \wedge 0) \in L_\downarrow$ and $\sum |f_n| \leq \varphi$ with $I_\uparrow(\varphi) < \infty$, this implies that f is R-integrable in view of negligibility of $[\varphi = \infty]f$,

²¹Named after F. Riesz, not Riemann.

²²Named after J. Mikusiński but a closely related (and equivalent) integrability was also discussed by M. Stone in [7].

whence it belongs to L^1 and

$$\begin{aligned} I^1(f) &= I_{\uparrow}(\sum f_n \vee 0) + I_{\downarrow}(\sum f_n \wedge 0) \\ &= \sum I(f_n \vee 0) + \sum I(f_n \wedge 0) = \sum I(f_n). \end{aligned}$$

Note here that outer summations are absolutely convergent thanks to $\sum I(|f_n|) \leq \sum I(\varphi_n) < \infty$.

Henceforth we focus on the fact that integrability in turn implies M-integrability. This is, however, not so obvious and we need to know more about M-integrability.

From the definition, it is immediate to see that M-integrable functions constitute a linear subspace of L^1 . Moreover it is a sublattice of L^1 :

Lemma C.1. For an M-integrable function f with $f \stackrel{(\varphi_n)}{\simeq} \sum f_n$, $|f|$ is M-integrable and $I^1(|f|) = \lim I(|f_1 + \cdots + f_n|)$.

Proof. Let $g_n = f_1 + \cdots + f_n$ and (h_n) be the difference of $(|g_n|)$ in L^+ : $h_1 = |g_1|$ and $h_n = |g_n| - |g_{n-1}|$ for $n \geq 2$. Then $|h_n| \leq |g_n - g_{n-1}| = |f_n| \leq \varphi_n$ and $|f(x)| = \lim |g_n(x)| = \sum h_n(x)$ if $\sum \varphi_n(x) < \infty$.

Thus $|f| \stackrel{(\varphi_n)}{\simeq} \sum_n h_n$ and $I^1(|f|) = \sum I(h_n) = \lim I(|g_n|)$. \square

Lemma C.2. Null functions are M-integrable.

Proof. Let $f : X \rightarrow \mathbb{R}$ be a null function. Then we can find a sequence $h_m \in L^+$ so that $|f| \leq h_m$ and $I_{\uparrow}(h_m) \leq 1/2^m$. Write $h_m = \sum_n \varphi_{m,n}$ with $\varphi_{m,n} \in L^+$ so that $\sum_{m,n} I(\varphi_{m,n}) \leq 1$. Now $\sum_{m,n} \varphi_{m,n}(x) < \infty$ implies $h_m(x) < \infty$ ($m \geq 1$) and hence $\sum_m |f(x)| \leq \sum_m h_m(x) < \infty$, i.e., $f(x) = 0$. Thus $f \stackrel{(\varphi_{m,n})}{\simeq} \sum_{m,n} 0$ and f is M-integrable. \square

Lemma C.3. Given $\epsilon > 0$ and an M-integrable positive function h , we can find sequences (h_n) and (φ_n) in L so that $h \stackrel{(\varphi_n)}{\simeq} \sum h_n$ and $\sum I(\varphi_n) \leq I^1(h) + 3\epsilon$.

Proof. Let $h \stackrel{(\psi_n)}{\simeq} \sum g_n$ in L and choose m' so that $\sum_{n>m'} I(\psi_n) \leq \epsilon$. From Lemma C.1 we can find m'' so that $I(|g_1 + \cdots + g_n|) \leq I^1(h) + \epsilon$ ($n \geq m''$).

Let $m = m' \vee m''$ and set $h_1 = g_1 + \cdots + g_m$, $\phi_1 = \psi_1 + \cdots + \psi_m$, $h_n = g_{m+n-1}$ and $\phi_n = \psi_{m+n-1}$ for $n \geq 2$. With this arrangement, we

have $h \stackrel{(\phi_n)}{\simeq} \sum h_n$ and

$$\begin{aligned} \sum_n I(|h_n|) &= I(|g_1 + \cdots + g_m|) + \sum_{n>m} I(|g_n|) \\ &\leq I^1(h) + \epsilon + \sum_{n>m} I(\psi_n) \leq I^1(h) + 2\epsilon. \end{aligned}$$

Finally set $\varphi_n = |h_n| + \epsilon' \phi_n$ with $\epsilon' > 0$. Then, in view of $\sum \varphi_n(x) < \infty \iff \sum \phi_n(x) < \infty$, we have $h \stackrel{(\varphi_n)}{\simeq} \sum_n h_n$, whereas

$$\sum I(\varphi_n) = \sum I(|h_n|) + \epsilon' \sum I(\phi_n) \leq I^1(h) + 2\epsilon + \epsilon' \sum I(\phi_n).$$

Thus, choosing $\epsilon' > 0$ so that $\epsilon' \sum I(\phi_n) \leq \epsilon$, $\sum I(\varphi_n) \leq I^1(h) + 3\epsilon$. \square

Corollary C.4 (Monotone Continuity). Let (f_n) be a decreasing sequence of M-integrable functions satisfying $f_n \downarrow f$ with $f : X \rightarrow \mathbb{R}$ and $\inf\{I^1(f_n)\} > -\infty$. Then f is M-integrable and $I^1(f_n) \downarrow I^1(f)$.

Proof. Define M-integrable positive functions by $\theta_n = f_n - f_{n+1}$, which satisfy $\sum_n \theta_n = f_1 - f$. Thus the problem is reduced to showing that $\sum_n \theta_n$ is M-integrable and $I^1(\sum_n \theta_n) = \sum I^1(\theta_n)$.

Now express $\theta_n \stackrel{(\varphi_{n,k})}{\simeq} \sum_k \theta_{n,k}$ with $\theta_{n,k} \in L$ and $\varphi_{n,k} \in L^+$ so that $\sum_k I(\varphi_{n,k}) \leq I^1(\theta_n) + 1/2^n$ (Lemma C.3). Then

$$\sum_{n,k} I(\varphi_{n,k}) \leq \sum_n I^1(\theta_n) + \sum_n \frac{1}{2^n} = 1 + I^1(f_1) - \inf\{I^1(f_n)\} < \infty.$$

Moreover, for x satisfying $\sum_{n,k} \varphi_{n,k}(x) < \infty$, $\sum_k \varphi_{n,k}(x) < \infty$ implies $\theta_n(x) = \sum_k \theta_{n,k}(x)$ ($n \geq 1$) and hence $\sum_n \theta_n(x) = \sum_{n,k} \theta_{n,k}(x)$.

Thus $\sum_n \theta_n \stackrel{(\varphi_{n,k})}{\simeq} \sum_{n,k} \theta_{n,k}$ is M-integrable and

$$I^1(\sum \theta_n) = \sum_{n,k} I(\theta_{n,k}) = \sum_n I^1(\theta_n).$$

\square

Lemma C.5. If $f, g \in L_\uparrow$ satisfy $f \leq g$ and $I_\uparrow(g) < \infty$, then $[g < \infty]f$ is M-integrable and $I^1([g < \infty]f) = I_\uparrow(f)$.

Proof. Letting $f_n \uparrow f$ and $g_n \uparrow g$ with $f_n, g_n \in L$, $\varphi_k = f_k - f_{k-1} + g_k - g_{k-1}$ ($k \geq 2$) in L^+ majorizing $f_k - f_{k-1}$ are summed up to $\sum_{k \geq 2} \varphi_k = f - f_1 + g - g_1$, which satisfies

$$g - g_1 \leq \sum_{k \geq 2} \varphi_k \leq 2g - f_1 - g_1.$$

Consequently $[\sum_{k \geq 2} \varphi_k = \infty] = [g = \infty]$ and

$$\sum_{k \geq 2} I(\varphi_k) = I_{\uparrow}(\sum_{k \geq 2} \varphi_k) \leq I_{\uparrow}(2g - f_1 - g_1) = 2I_{\uparrow}(g) - I(f_1) - I(g_1) < \infty.$$

Thus, by adding $\varphi_1 = |f_1|$ as an initial term, if $\sum_n \varphi_n(x) < \infty \iff g(x) < \infty$, then

$$f(x) = f_1(x) + \sum_{k=2}^{\infty} (f_k(x) - f_{k-1}(x))$$

and one sees that

$$[g < \infty]f \stackrel{(\varphi_n)}{\simeq} f_1 + (f_2 - f_1) + \dots$$

□

Being prepared, we show that integrable functions are M-integrable. Start with the fact that $\underline{I}(f) = \bar{I}(f) \in \mathbb{R}$ for $f \in L^1$. Since L_{\uparrow} are lattices, we can choose a decreasing sequence (h_n) in L_{\uparrow} and an increasing sequence (g_n) in L_{\downarrow} so that $g_n \leq f \leq h_n$, $I_{\uparrow}(h_n) \downarrow \bar{I}(f)$ and $I_{\downarrow}(g_n) \uparrow \underline{I}(f)$ by Lemma 4.4 and Theorem 4.5.

Then limit functions $g = \lim g_n$ and $h = \lim h_n$ satisfy $g \leq f \leq h$ and we see that $h : X \rightarrow (-\infty, \infty]$, $g : X \rightarrow [-\infty, \infty)$ and $h - g : X \rightarrow [0, \infty]$ so that $(h_n - g_n) \downarrow (h - g)$.

Thus $\bar{I}(h - g) \leq \bar{I}(h_n - g_n) = I_{\uparrow}(h_n - g_n)$ implies that $h - g$ is a null function due to $I_{\uparrow}(h_n - g_n) \downarrow 0$, whence f is different from h (or g) at most on a null set.

We now apply Lemma C.5 for $h_n \leq h_1$ to see that $[h_1 < \infty]h_n$ is M-integrable and $I^1([h_1 < \infty]h_n) = I_{\uparrow}(h_n)$.

Finally apply Corollary C.4 to $[h_1 < \infty]h_n \downarrow [h_1 < \infty]h$ with $I^1([h_1 < \infty]h_n) = I_{\uparrow}(h_n)$ bounded below to conclude that $[h_1 < \infty]h$ is M-integrable and

$$I^1([h_1 < \infty]h) = \lim I^1([h_1 < \infty]h_n) = \lim I_{\uparrow}(h_n).$$

Since both $h - f$ and $h - [h_1 < \infty]h$ are null functions (consequently M-integrable by Lemma C.2), so is $f - [h_1 < \infty]h$ and f is M-integrable as a sum of M-integrable functions $[h_1 < \infty]h$ and $f - [h_1 < \infty]h$.

As an application of equivalent descriptions of integrability, we show that the complexified Daniell extension $(L_{\mathbb{C}}^1, I^1)$ of an integral system (L, I) satisfies $|f| \in L_{\mathbb{C}}^1$ ($f \in L_{\mathbb{C}}^1$) if $L_{\mathbb{C}}$ is a complex lattice. This part can be read after the section on complex functions.

Lemma C.6. For $f \in L^1$, we can find a function $\varphi \in L^1$, a sequence (f_n) in L and a null set N so that $|f_n(x)| \leq \varphi(x)$ and $\lim_n f_n(x) = f(x)$ for $x \notin N$.

Proof. Since f is R-integrable, $f \stackrel{\circ}{=} f_{\uparrow} + f_{\downarrow}$ with $f_{\uparrow} \in L_{\uparrow}$ satisfying $I_{\uparrow}(f_{\uparrow}) \in \mathbb{R}$. Let $h_n \uparrow f_{\uparrow}$ and $g_n \downarrow f_{\downarrow}$ with $g_n, h_n \in L$. From finiteness of $I_{\uparrow}(f_{\uparrow})$, $[f_{\uparrow} = \pm\infty]$ are null sets (Theorem 6.4) and so is

$$N = [f_{\uparrow} = \infty] \cup [f_{\downarrow} = -\infty] \cup \left([f \neq f_{\uparrow} + f_{\downarrow}] \cap [f_{\uparrow} < \infty] \cap [f_{\downarrow} > -\infty] \right).$$

In view of $|g_n| \leq g_1 - g_n + |g_1| \leq g_1 - f_{\downarrow} + |g_1|$ and $|h_n| \leq h_n - h_1 + |h_1| \leq f_{\uparrow} - h_1 + |h_1|$, define $\varphi \in L^1$ by

$$\varphi = [f_{\downarrow} > -\infty](g_1 - f_{\downarrow} + |g_1|) + [f_{\uparrow} < \infty](f_{\uparrow} - h_1 + |h_1|).$$

Then $f_n = g_n + h_n$ satisfies all the requirements. \square

Proposition C.7. Let (L, I) be an integral system with $L_{\mathbb{C}}$ a complex lattice. Then $L_{\mathbb{C}}^1 = L^1 + iL^1$ is a complex lattice and the complexified Daniell extension $I^1 : L_{\mathbb{C}}^1 \rightarrow \mathbb{C}$ satisfies

$$|I^1(f)| \leq I^1(|f|) \quad (f \in L_{\mathbb{C}}^1).$$

Proof. Consider $f + ig \in L_{\mathbb{C}}$ with $f, g \in L^1$. By the previous lemma, we can find a null set N , $\varphi, \psi \in L^1$, and sequences $(f_n), (g_n)$ in L so that $|f_n(x)| \leq \varphi(x)$, $|g_n(x)| \leq \psi(x)$ and $\lim_n f_n(x) = f(x)$, $\lim_n g_n(x) = g(x)$ for $x \notin N$.

Then $|f(x) + ig(x)| = \lim_n |f_n(x) + ig_n(x)| \leq \varphi(x) + \psi(x)$ ($x \notin N$) and the dominated convergence theorem is applied to a sequence $|f_n + ig_n|$ in L to conclude that $|f + ig|$ is integrable. Thus $L_{\mathbb{C}}^1$ is a complex lattice and hence the positivity of I^1 on L^1 gives rise to the integral inequality on $L_{\mathbb{C}}^1$. \square

APPENDIX D. MEASURABLE SETS AND FUNCTIONS

Given an integral system (L, I) on a set X with (L^1, I^1) its Daniell extension, recall that a subset A of X is said to be **I -integrable** or simply integrable if it belongs to L^1 as an indicator function (Definition 4.3) and **σ -integrable** if it is a countable union of integrable sets (Definition 4.16).

We say that the integral system (L, I) or the integral I itself is **σ -finite** (finite) if X is σ -integrable (integrable). Notice that the Lebesgue integral is σ -finite (Proposition 4.17 (iv)).

If I is σ -finite so that $X_n \uparrow X$ with X_n integrable, then $1 \in L_{\uparrow}^1$ in view of $X_n \uparrow 1$.

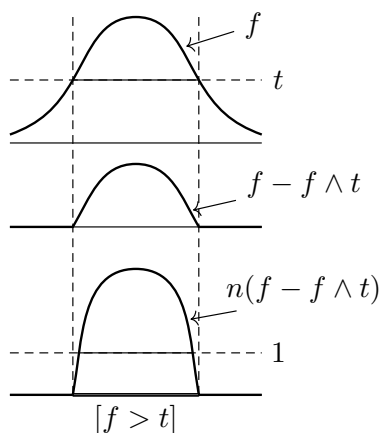


FIGURE 19. Push-up

Lemma D.1 (Push-up). For $t \in \mathbb{R}$ and $f : X \rightarrow (-\infty, \infty]$, $1 \wedge (n(f - f \wedge t)) \uparrow [f > t]$ as $n \rightarrow \infty$. Recall here that $[f > t] \subset X$ is identified with its indicator function.

Corollary D.2. Assume that $1 \in L^1_{\uparrow}$ and let $f \in L^1_{\uparrow}$ satisfy $I^1_{\uparrow}(f) < \infty$. Then, for $r > 0$, $r \wedge f$, $[f > r]$ and $[f \geq r]$ are integrable.

Proof. Express $h_n \uparrow 1$ and $f_n \uparrow f$ with $0 \leq h_n \in L^1$ and $f_n \in L^1$. Then $(rh_n) \wedge f_n \uparrow r \wedge f$ so that

$$I^1((rh_n) \wedge f_n) \leq I^1(f_n) \leq \lim_{n \rightarrow \infty} I^1(f_n) = I^1_{\uparrow}(f) < \infty$$

and Theorem 6.4 is applied to see $r \wedge f \in L^1$.

Thus $f - r \wedge f \in L^1_{\uparrow}$ with $I^1_{\uparrow}(f - r \wedge f) = I^1_{\uparrow}(f) - I^1(r \wedge f) < \infty$ and $[f > r]$ is an increasing limit of $1 \wedge (n(f - r \wedge f)) \in L^1$ by the lemma in such a way that $[f > r] \leq f/r$. Theorem 6.4 is again applied to observe that $[f > r]$ is integrable. \square

Proposition D.3. I is σ -finite if and only if $1 \in L^1_{\uparrow}$.

Proof. To see the if part, the corollary is applied for $h_n \in L^1$ to see $[h_n > 1/m] \in L^1$ ($m, n \geq 1$), which together with $h_n \uparrow 1$ implies that $X = \bigcup_{n \geq 1} [h_n > 0] = \bigcup_{m, n \geq 1} [h_n > 1/m]$ is σ -integrable. \square

Given a positive function $h : X \rightarrow [0, \infty]$, we introduce a **level approximation** $h_{\varrho} : X \rightarrow [0, \infty)$ of h relative to a finite set $\varrho = \{r_1 <$

$\cdots < r_n\}$ in $(0, \infty)$ by

$$\begin{aligned} h_\varrho &= \sum_{j=1}^{n-1} [r_j < h \leq r_{j+1}]r_j + [r_n < h]r_n \\ &= [h > r_1]r_1 + [h > r_2](r_2 - r_1) + \cdots + [f > r_n](r_n - r_{n-1}). \end{aligned}$$

The correspondence $h \mapsto h_\varrho$ is increasing in ϱ and monotone in h . Moreover, if ϱ_n is increasing in $n \geq 1$ in such a way that $|\varrho_n| \rightarrow 0$, then $h_{\varrho_n} \uparrow h$. Here the mesh $|\varrho|$ of ϱ is defined by

$$|\varrho| = \max\{r_1, r_2 - r_1, \dots, r_n - r_{n-1}, 1/r_n\}.$$

Example D.4 (binary partition).

$$\varrho_n = \left\{ \frac{1}{2^n}, \frac{2}{2^n}, \dots, \frac{n2^n - 1}{2^n}, \frac{n2^n}{2^n} \right\}, \quad |\varrho_n| = \frac{1}{n}.$$

From here on, I is assumed to be σ -finite and σ -integrable sets are then referred to as **I -measurable** (simply measurable) sets. Let $\mathcal{L} = \mathcal{L}(I)$ be the collection of I -measurable sets. Notice that \mathcal{L} is closed under taking countable unions, countable intersections and differences (Proposition 4.17). Thus the σ -finiteness assumption means that \mathcal{L} is also closed under taking complements in X .

Lemma D.5. For $f \in L^1_+$ and $t \in \mathbb{R}$, $[f > t] \in \mathcal{L}$ and $[f \geq t] \in \mathcal{L}$.

Proof. Since $[f \geq t] = \bigcap_{m \geq 1} [f > t - 1/m]$, it suffices to check $[f > t] \in \mathcal{L}$. Letting $f_n \uparrow f$ with $f_n \in L^1$, $[f > t] = \bigcup_n [f_n > t]$ shows that the problem is further reduced to the case $f \in L^1$.

If $t > 0$, $[f > t]$ is integrable (Corollary D.2) and then $[f > 0] = \bigcup_n [f > 1/n]$ is σ -integrable.

If $t = -r < 0$, $[f > t] = [-f < r] = X \setminus [-f \geq r]$ is also σ -integrable as a complement of an integrable set. \square

Proposition D.6. The following conditions on a function $f : X \rightarrow [-\infty, \infty]$ are equivalent.

- (i) Both $0 \vee f$ and $0 \vee (-f)$ belong to L^1_+ .
- (ii) For each $t \in \mathbb{R}$, $[f > t] \in \mathcal{L}$.
- (iii) For each $t \in \mathbb{R}$, $[f \geq t] \in \mathcal{L}$.
- (iv) For each $t \in \mathbb{R}$, $[f < t] \in \mathcal{L}$.
- (v) For each $t \in \mathbb{R}$, $[f \leq t] \in \mathcal{L}$.

Proof. The equivalence from (ii) to (v) is immediate.

(i) \Rightarrow (ii): Let $f^\pm = 0 \vee (\pm f)$ so that $f = f^+ - f^-$. Then $[f^\pm > t]$ is measurable by Lemma D.5, whence $[f > t] = [f^+ > t] \in \mathcal{L}$ for $t > 0$

and so is

$$[f > 0] = [f^+ > 0] = \bigcup_n [f^+ > 1/n].$$

For $t = -r < 0$,

$$[f > t] = [f^- < r] = \bigcup_{n \geq 1} [f^- \leq r - 1/n] = \bigcup_{n \geq 1} (X \setminus [f^- > r - 1/n])$$

is measurable as well.

(ii) \Rightarrow (i): From σ -finiteness, $X_m \uparrow X$ with X_m integrable. Let $f_{n,m}^\pm$ be the level approximation of $X_m(0 \vee (\pm f))$ relative to the binary partition ϱ_n in Example D.4, which is integrable as a linear combination of integrable sets

$$\begin{aligned} X_m \cap [r_j < 0 \vee (\pm f) \leq r_{j+1}] &= X_m \cap [r_j < \pm f \leq r_{j+1}] \\ &= X_m \cap \left([\pm f > r_j] \setminus [\pm f > r_{j+1}] \right) \end{aligned}$$

(cf. Proposition 4.18) and satisfies $f_{n,m}^\pm \uparrow X_m(0 \vee (\pm f))$ for each $m \geq 1$, whence $0 \vee (\pm f)$ is in L^1_\dagger as an increasing limit of $f_{n,n}^\pm \in L^1$. \square

Definition D.7. Under the assumption of σ -finiteness on I , a function $f : X \rightarrow [-\infty, \infty]$ is said to be **I-measurable** (or simply measurable) if it satisfies the equivalent conditions in the above proposition. When I is the volume integral in \mathbb{R}^d , it is called **Lebesgue measurable**.

Here are basic properties of measurable functions.

Proposition D.8.

- (i) Measurable functions constitute a lattice so that they are closed under taking sequential limits in $[-\infty, \infty]^X$.
- (ii) For real-valued measurable functions f_1, \dots, f_m and a continuous function $\phi : \mathbb{R}^m \rightarrow \mathbb{R}$, $\phi(f_1, \dots, f_m)$ is measurable.

Proof. (i) Let (f_n) be a sequence of measurable functions. Then $[\bigvee f_n > t] = \bigcup_n [f_n > t] \in \mathcal{L}$ and $[\bigwedge f_n \leq t] = \bigcap_n [f_n \leq t]$ show that $\sup f_n$ and $\inf f_n$ are measurable. Consequently, $\limsup f_n = \inf_m \sup_{n \geq m} f_n$ and $\liminf f_n = \sup_m \inf_{n \geq m} f_n$ are measurable as well.

(ii) Since ϕ is continuous, $[\phi > t]$ is an open subset of \mathbb{R}^m and we can find rectangles (a_n, b_n) in \mathbb{R}^m so that $[\phi > t] = \bigcup_n (a_n, b_n)$ (Proposition 5.2 (i)). Then

$$[\phi(f_1, \dots, f_m) > t] = \bigcup_n \left([a_n^{(1)} < f_1 \leq b_n^{(1)}] \cap \dots \cap [a_n^{(m)} < f_m \leq b_n^{(m)}] \right)$$

belongs to \mathcal{L} in view of $[a_n^{(j)} < f_j \leq b_n^{(j)}] = [f_j > a_n^{(j)}] \setminus [f_j > b_n^{(j)}] \in \mathcal{L}$. \square

Corollary D.9.

- (i) If $f, g : X \rightarrow \mathbb{R}$ are measurable, so are $f + g$ and fg .
- (ii) If $f : X \rightarrow \mathbb{C}$ is measurable in the sense that $\Re f$ and $\Im f$ are measurable, so is $|f|^r$ for any $r > 0$.

Proposition D.10. A measurable function f is integrable if and only if $|f| \leq g$ with g an integrable function.

Proof. If $|f| \leq g$, $0 \vee (\pm f) \in L^1_+$ satisfies $0 \vee (\pm f) \leq g$ and then $0 \vee (\pm f)$ is integrable. Hence $f = (0 \vee f) - (0 \vee (-f))$ is integrable as well. \square

Corollary D.11. If $f_1, \dots, f_m : X \rightarrow \mathbb{R}$ are integrable functions, so is $(\sum_{i=1}^m |f_i|^p)^{1/p}$ for $1 \leq p < \infty$. This for $m = 2$ and $p = 2$ means that $L^1(I) + iL^1(I)$ is a complex lattice if I is σ -finite.

Proof. This follows from $(\sum_{i=1}^m |f_i|^p)^{1/p} \leq \sum_{i=1}^m |f_i|$, which is a consequence of $\sum_{j=1}^m t_j^p \leq \sum_j t_j$ ($0 < t_j \leq 1$) for the choice $t_j = |f_j|/(|f_1| + \dots + |f_m|)$. \square

APPENDIX E. DETERMINANT FORMULAS

Let A be an $m \times n$ matrix and B an $n \times m$ matrix. **Sylvester's formula** is the identity

$$t^n \det(tI_m + AB) = t^m \det(tI_n + BA)$$

as polynomials of indeterminate t . Here I_m and I_n denote unit matrices of size m and n respectively.

In the following identities²³ on square matrices

$$\begin{aligned} \begin{pmatrix} tI_m & A \\ 0 & I_n \end{pmatrix} \begin{pmatrix} I_m & -A \\ B & tI_n \end{pmatrix} &= \begin{pmatrix} tI_m + AB & 0 \\ B & tI_n \end{pmatrix}, \\ \begin{pmatrix} I_m & 0 \\ -B & I_n \end{pmatrix} \begin{pmatrix} I_m & -A \\ B & tI_n \end{pmatrix} &= \begin{pmatrix} I_m & -A \\ 0 & tI_n + BA \end{pmatrix}, \end{aligned}$$

we take determinants to have

$$\begin{aligned} t^m \det \begin{pmatrix} I_m & -A \\ B & tI_n \end{pmatrix} &= t^n \det(tI_m + AB), \\ \det \begin{pmatrix} I_m & -A \\ B & tI_n \end{pmatrix} &= \det(tI_n + BA) \end{aligned}$$

and the formula is obtained by eliminating the intermediate determinant.

Now assume that $m < n$. The **Cauchy-Binet formula** then states that

$$\det(AB) = \sum_{|J|=m} \det(BA)_{k,l \notin J}.$$

²³These are based on Gaussian eliminations.

Here the summation is taken over finite subsets J of $\{1, 2, \dots, n\}$ satisfying $|J| = m$ and the determinants in the right hand side are for square matrices $(BA)_{k,l \notin J}$ of size $n - m$.

Proof. For notational simplicity, we just check the case $m = n - 1$. In Sylvester's formula, compare coefficients of t^n . From the left hand side, we have $\det(AB)$. The right hand side

$$t^{n-1} \det(tI_n + BA) = t^{n-1} \sum_{\sigma \in S_n} \epsilon(\sigma) \prod_{k=1}^n (t\delta_{k,\sigma(k)} + (BA)_{k,\sigma(k)})$$

($\epsilon(\sigma)$ being the signature of a permutation σ) is expanded in t to

$$t^{n-1} \sum_{\sigma \in S_n} \epsilon(\sigma)(BA)_{k,\sigma(k)} + t^n \sum_{\sigma \in S_n} \epsilon(\sigma) \sum_{j=1}^n \delta_{j,\sigma(j)} \prod_{k \neq j} (BA)_{k,\sigma(k)} + \dots$$

and the coefficient of t^n is given by

$$\begin{aligned} \sum_{\sigma \in S_n} \epsilon(\sigma) \sum_{j=1}^n \delta_{j,\sigma(j)} \prod_{k \neq j} (BA)_{k,\sigma(k)} &= \sum_{j=1}^n \sum_{\sigma \in S_n} \epsilon(\sigma) \delta_{j,\sigma(j)} \prod_{k \neq j} (BA)_{k,\sigma(k)} \\ &= \sum_{j=1}^n \sum_{\sigma(j)=j} \epsilon(\sigma) \prod_{k \neq j} (BA)_{k,\sigma(k)} \\ &= \sum_{j=1}^n \det(BA)_{k \neq j, l \neq j}. \end{aligned}$$

□

APPENDIX F. FUNCTIONAL TENSOR PRODUCTS

Let X and Y be sets. For functions $f : X \rightarrow \mathbb{R}$ and $g : Y \rightarrow \mathbb{R}$, the function $(x, y) \mapsto f(x)g(y)$ is denoted by $f \otimes g$ and called the tensor product of f and g , which is linear in f and g separately. Notice that this is completely different from the product operation $(fg)(x) = f(x)g(x)$ even for $X = Y$ and $f \otimes g \neq g \otimes f$ generally.

As a basic property of tensor product, we remark here that, for linearly independent finite families $(f_i)_{1 \leq i \leq m}$ in \mathbb{R}^X and $(g_j)_{1 \leq j \leq n}$ in \mathbb{R}^Y , the coupled family $(f_i \otimes g_j)$ is linearly independent: If $\sum \lambda_{i,j} f_i \otimes g_j = 0$ as a function on $X \times Y$, for each $x \in X$, we have

$$\sum_j \left(\sum_i \lambda_{i,j} f_i(x) \right) g_j = 0$$

as a function on Y , whence $\sum_i \lambda_{i,j} f_i(x) = 0$ ($1 \leq j \leq n$) by linear independence of g_j , i.e. $\sum_i \lambda_{i,j} f_i = 0$ as a function on X , and then $\lambda_{i,j} = 0$ by linear independence of f_i .

Tensor products of functions behave well in the identification of sets and indicator functions: Let $A \subset X$ and $B \subset Y$. Then the tensor product function $A \otimes B$ indicates the product subset $A \times B$ of $X \times Y$.

For a subspace V of \mathbb{R}^X and a subspace W of \mathbb{R}^Y , their tensor product $V \otimes W$ is defined to be the linear subspace of $\mathbb{R}^{X \times Y}$ generated by $\{v \otimes w; v \in V, w \in W\}$, i.e., the set of linear combinations of these tensor product functions.

Tensor product operation is obviously extended in a multiple way: Let $f_i : X_i \rightarrow \mathbb{R}$ ($1 \leq i \leq d$). Then the multiple tensor product $f_1 \otimes \cdots \otimes f_d$ is a function on the product set $X = X_1 \times \cdots \times X_d$ defined by

$$(f_1 \otimes \cdots \otimes f_d)(x_1, \dots, x_d) = f_1(x_1) \cdots f_d(x_d),$$

which is identified naturally with repeated tensor products.

For example, when $d = 3$, $(f_1 \otimes f_2) \otimes f_3$ and $f_1 \otimes (f_2 \otimes f_3)$ are identified with $f_1 \otimes f_2 \otimes f_3$ through the natural identification among $(X_1 \times X_2) \times X_3$, $X_1 \times (X_2 \times X_3)$ and $X_1 \times X_2 \times X_3$.

For subspaces $V_i \subset \mathbb{R}^{X_i}$ ($1 \leq i \leq d$), their tensor product $V_1 \otimes \cdots \otimes V_d$ is the linear space generated by $\{v_1 \otimes \cdots \otimes v_d; v_i \in V_i\}$. Choose an index i and elements $x_j \in X_j$ for $j \neq i$. Each $v \in V_1 \otimes \cdots \otimes V_d \subset \mathbb{R}^X$ then defines a function $v(x_1, \dots, x_i, \dots, x_d)$ of $x_i \in X_i$, which belongs to V_i , and we can evaluate it by a linear functional φ of V_i to have a function in $V_{(i)} = V_1 \otimes \cdots \otimes V_{i-1} \otimes V_{i+1} \otimes \cdots \otimes V_d$.

In other words, each $\varphi \in V_i^*$ gives rise to a linear map $V_1 \otimes \cdots \otimes V_d \rightarrow V_{(i)}$, which is called a partial integration with respect to φ and denoted by

$$\varphi^{(i)} = \overbrace{1 \otimes \cdots \otimes 1}^{(i-1)\text{-times}} \otimes \varphi \otimes \overbrace{1 \otimes \cdots \otimes 1}^{(d-i)\text{-times}}.$$

Partial integrations are then repeated with respect to a choice $\varphi_i \in V_i^*$ ($1 \leq i \leq d$) and we obtain a linear functional of $V_1 \otimes \cdots \otimes V_d$, which is independent of histories of repetition and called the tensor product of $\varphi_1, \dots, \varphi_d$.

REFERENCES

- [1] H. Federer, Geometric Measure Theory, Springer, 1996.
- [2] O. Forster, Analysis 3, Springer, 2017.
- [3] V. Gutev, Simultaneous extension of continuous and uniformly continuous functions, arXiv:2010.02955v2.
- [4] T. Sakai, Riemannian Geometry, Amer. Math. Soc., 1996.
- [5] L. Schwartz, Analyse IV, Hermann, 1997.

- [6] J. Schwartz, The formula for change in variables in a multiple integral, Amer. Math. Monthly, 61(1954), 81–85.
- [7] M. Stone, Notes on integration, I, PNAS, 34(1948), 336-342.
- [8] D.W. Stroock, Essentials of Integration Theory for Analysis, Springer, 2020.