

Non-Holomorphic Soft-Term Contributions to the Higgs-Boson Masses in the Feynman Diagrammatic Approach

M. REHMAN^{1*}, S. HEINEMEYER^{2†}

¹*Department of Physics, Comsats University Islamabad, 44000 Islamabad, Pakistan*

²*Instituto de Física Teórica, (UAM/CSIC), Universidad Autónoma de Madrid, Cantoblanco, 28049 Madrid, Spain*

Abstract

We study the effects of non-holomorphic soft SUSY-breaking terms added to the Minimal Supersymmetric Standard Model (MSSM) on the Higgs-boson masses. The calculation of the non-holomorphic contributions is performed at the one-loop level in the Feynman diagrammatic approach. After generating a *FeynArts* model file with the help of **SARAH**, we calculate the renormalized Higgs-boson self-energies at the one-loop level using the *FeynArts/FormCalc* setup. The results obtained from *FeynArts/FormCalc* are fed to **FeynHiggs** to estimate the contributions to the neutral CP-even Higgs-boson masses, $M_{h,H}$, as well as to the charged Higgs-boson mass, M_{H^\pm} . For the specific set of parameter points that we choose for this study, the non-holomorphic soft-term contributions to the CP-even light Higgs boson mass M_h , contrary to claims in the literature, turn out to be very small. For the CP-even heavy Higgs boson mass, M_H , as well as for the charged Higgs boson mass, M_{H^\pm} , the contributions can be substantially larger for some parts of parameter space.

*email: m.rehman@comsats.edu.pk

†email: Sven.Heinemeyer@cern.ch

1 Introduction

After the Higgs discovery at the Large Hadron Collider (LHC) [1, 2], much attention has been devoted to measure the mass and other properties of the Higgs boson as precisely as possible. These properties, within the current experimental and theoretical uncertainties, are in agreement with the Standard Model (SM) predictions [3]. Consequently, any model beyond the SM (BSM) should contain a state matching the LHC mass and rate measurements. The requirement imposes strong constraints on any BSM parameter space. On the other hand, the absence of a discovery of any (additional) BSM particles also impose severe constraints on the new physics parameters. Due to these reasons, Minimal Supersymmetric Standard Model (MSSM) [4], which is probably the best and most studied extension of the SM, is also facing severe constraints on its parameter space. For example, the present value of the Higgs boson mass $M_H^{\text{obs}} = 125.38 \pm 0.14$ GeV [5] requires the SUSY partners of the top quark, the scalar tops, to be either in the multi-TeV range, or that some relations among their parameters are fulfilled. One way to deal with this problem would be to look for extra sources to the radiative corrections while keeping the sfermion masses light. Left-right mixing and flavor mixing in the sfermions can serve the purpose to some extent [6, 7]. See Ref. [8] for a recent review on SUSY Higgs-boson mass calculations.

In this paper we will take a different route. In the MSSM, the superpotential and soft breaking terms are generally considered as holomorphic functions. While the superpotential must be holomorphic, the soft SUSY-breaking terms can be non-holomorphic (NH) in nature [9, 10]. For further reference, we will call this setup the Non-Holomorphic Supersymmetric Standard Model (NHSSM). In general, the NH soft SUSY-breaking terms can contribute to the radiative corrections to Higgs boson masses. The question arises whether these additional freedom in the form of NH soft SUSY-breaking terms have the potential to increase the value of the light CP-even Higgs boson in a relevant way. Some of the previous analyses of the NH effects particularly to the Higgs boson sector can be found in Refs. [11–16]. More recently in Ref. [17], it was reported that the NH soft SUSY-breaking terms can enhance/decrease the light CP-even Higgs-boson mass M_h by up to 3 GeV. The analyses in this regard focused only on the leading top-stop contributions to the Higgs sector. In Ref. [17] the effects of NH soft SUSY-breaking terms on M_h via their effects on the scalar top masses were calculated. The NH terms enter the scalar top sector through left-right mixing parameter X_t . However, the observed effects can possibly be mimicked by a change in the holomorphic soft SUSY-breaking terms, in particular the trilinear Higgs-stop coupling, A_t : for each choice of A'_t the parameter A_t can be adjusted to yield the same scalar top masses and mixing angles. An observed scalar top mass spectrum thus corresponds to a continuous set of combinations of A_t and A'_t (keeping the other soft SUSY-breaking parameters and μ fix). An analysis that simply varies A'_t , resulting in shifts in the scalar top masses and mixing angle, can thus not be regarded realistic. On the other hand, the analysis in Ref. [17] neglected the effects of the NH terms entering the Higgs-sfermion couplings. As NH soft SUSY-breaking terms also enter in the couplings of the Higgs bosons to the scalar fermions, it is important to consider all possible effects simultaneously, while clearly working out the genuine NH effects.

In this work, we have calculated the effects of NH soft SUSY-breaking term A'_t to the Higgs boson mass spectra at one-loop level using the Feynman diagrammatic approach. These

newly evaluated one-loop corrections, obtained by *FeynArts/FormCalc* setup [18–21], were then fed into *FeynHiggs* [22–29] such that all other known higher-order corrections can be taken over from the MSSM. We ensured that the stop spectrum does not change under the variation of A'_t . This allows to reliably estimate the effects of NH soft SUSY-breaking terms to the Higgs boson masses at the one-loop level.

The paper is organized as follows: first we present the main features of the NHSSM in Sect. 2. The computational setup is given in Sect. 3. The numerical results are presented in Sect. 4. Our conclusions can be found in Sect. 5.

2 Model set-up

The MSSM is the simplest Supersymmetric structure one can build from the SM particle content. The general set-up for the soft SUSY-breaking parameters is given by [4]

$$\begin{aligned}
-\mathcal{L}_{\text{soft}} = & (m_{\tilde{Q}}^2)_i^j \tilde{q}_L^{\dagger i} \tilde{q}_{Lj} + (m_{\tilde{u}}^2)_j^i \tilde{u}_{Ri}^* \tilde{u}_R^j + (m_{\tilde{d}}^2)_j^i \tilde{d}_{Ri}^* \tilde{d}_R^j \\
& + (m_{\tilde{L}}^2)_i^j \tilde{l}_L^{\dagger i} \tilde{l}_{Lj} + (m_{\tilde{e}}^2)_j^i \tilde{e}_{Ri}^* \tilde{e}_R^j \\
& + \tilde{m}_1^2 h_1^\dagger h_1 + \tilde{m}_2^2 h_2^\dagger h_2 + (B\mu h_1 h_2 + \text{h.c.}) \\
& + (A_d^{ij} h_1 \tilde{d}_{Ri}^* \tilde{q}_{Lj} + A_u^{ij} h_2 \tilde{u}_{Ri}^* \tilde{q}_{Lj} + A_l^{ij} h_1 \tilde{e}_{Ri}^* \tilde{l}_{Lj} \\
& + \frac{1}{2} M_1 \tilde{B}_L^0 \tilde{B}_L^0 + \frac{1}{2} M_2 \tilde{W}_L^a \tilde{W}_L^a + \frac{1}{2} M_3 \tilde{G}^a \tilde{G}^a + \text{h.c.}). \tag{1}
\end{aligned}$$

Here $m_{\tilde{Q}}^2$ and $m_{\tilde{L}}^2$ are 3×3 matrices in family space (with i, j being the generation indices) for the soft SUSY-breaking masses of the left handed squark \tilde{q}_L and slepton \tilde{l}_L $SU(2)$ doublets, respectively. $m_{\tilde{u}}^2$, $m_{\tilde{d}}^2$ and $m_{\tilde{e}}^2$ contain the soft masses for right handed up-type squark \tilde{u}_R , down-type squarks \tilde{d}_R and charged slepton \tilde{e}_R $SU(2)$ singlets, respectively. A_u , A_d and A_l are the 3×3 matrices for the trilinear couplings for up-type squarks, down-type squarks and charged sleptons, respectively. μ is Higgs mixing parameter, \tilde{m}_1 , \tilde{m}_2 and B are the soft SUSY-breaking parameters of the Higgs sector, where h_1 and h_2 denote the two doublets. In the last line M_1 , M_2 and M_3 define the bino, wino and gluino mass terms, respectively.

The superpotential in the MSSM must be holomorphic, and consequently, the soft SUSY-breaking sector is generally parameterized via holomorphic operators. However the MSSM can be extended by introducing R-Parity violating and/or non-holomorphic terms in the soft breaking sector [9, 10, 30]. In its simplest form the following terms can be introduced in the soft SUSY-breaking sector of the MSSM:

$$-\mathcal{L}_{\text{soft}}^{\text{NH}} = A_d'^{ij} h_2 \tilde{d}_{Ri}^* \tilde{q}_{Lj} + A_u'^{ij} h_1 \tilde{u}_{Ri}^* \tilde{q}_{Lj} + A_l'^{ij} h_2 \tilde{e}_{Ri}^* \tilde{l}_{Lj} + \mu' \tilde{h}_1 \tilde{h}_2 \tag{2}$$

Here μ' is NH Higgsino mass term, whereas A_u' , A_d' and A_l' denote the NH trilinear coupling matrices for up-type squarks, down-type squarks and charged sleptons, respectively. These terms do not necessarily have any relationship with the holomorphic trilinear soft terms given in Eq. (1). One possibility is to assume them equal to the holomorphic trilinear couplings as a “boundary condition” at the GUT scale in models such as the Constrained MSSM. However, even in that case renormalization group equation running effects will result in completely different non-holomorphic trilinear terms [16]. Therefore it is a sensible approach

to consider non-holomorphic trilinear terms independent, but overall of the same order of magnitude as the usual trilinear couplings while comparing the NHSSM predictions with the experimental results.

In the presence of the non-holomorphic trilinear terms, the sfermion mass matrices will be modified as

$$M_{\tilde{f}}^2 = \begin{pmatrix} m_{\tilde{f}LL}^2 & m_{\tilde{f}LR}^2 \\ m_{\tilde{f}LR}^{2\dagger} & m_{\tilde{f}'RR}^2 \end{pmatrix} \quad (3)$$

with

$$\begin{aligned} m_{\tilde{f}LL}^2 &= m_f^2 + M_Z^2 \cos 2\beta \left(I_3^f - Q_f s_W^2 \right) + m_f^2 \\ m_{\tilde{f}'RR}^2 &= m_{f'}^2 + M_Z^2 \cos 2\beta Q_{f'} s_W^2 + m_{f'}^2 \\ m_{\tilde{f}LR}^2 &= m_f X_f ; \quad X_f = A_f - (\mu + A'_f) \{ \cot \beta ; \tan \beta \} \end{aligned} \quad (4)$$

where I_3^f is the weak isospin of fermions, Q_f is the EM charge, m_f is the standard fermion mass, f and f' stands for left and right handed sfermions (except for neutrino), respectively. M_Z and M_W denote the mass of the Z and the W boson, and $s_W = \sqrt{1 - c_W^2}$ with $c_W = M_W/M_Z$. A_f (A'_f) is the holomorphic (non-holomorphic) trilinear coupling¹, μ is the Higgs mixing parameter, and $\cot \beta$ is for up type squarks and $\tan \beta$ is for down type squarks and charged sleptons ($\tan \beta := v_2/v_1$, is the ratio of the two vacuum expectation values of the two Higgs doublets.) The NH higgsino mass parameter μ' mentioned in Eq. (2) modifies the neutralino and chargino mass matrices, but it does not enter into the modified sfermion mass matrix. Consequently, it will not be particularly relevant for our present analysis as we focus on the top/stop contributions. It should be noted that because of the different combination of fields in $\mathcal{L}_{\text{soft}}^{\text{NH}}$ w.r.t. $\mathcal{L}_{\text{soft}}$ the non-holomorphic trilinear couplings A'_f receive the additional factors of $\tan \beta$ or $\cot \beta$.

As discussed before, the the NH trilinear terms also modify the Higgs-sfermion-sfermion couplings. Here we show the couplings of the lightest Higgs boson h to up-type squarks.

$$\begin{aligned} C(h, \tilde{u}_i^s, \tilde{u}_j^t) &= \frac{-ie\delta_{ij}}{6M_W c_W s_W s_\beta} \left[3c_W m_{u_i} \{ A_{ii}^u c_\alpha + (\mu + A_{ii}^u) s_\alpha \} U_{s,1}^{\tilde{u},i} U_{t,2}^{\tilde{u},i} \right. \\ &\quad + \{ 6c_\alpha c_W m_{u_i}^2 - M_W M_Z s_{\alpha+\beta} s_\beta (3 - 4s_W^2) \} U_{s,1}^{\tilde{u},i} U_{t,1}^{\tilde{u},i} \\ &\quad + \{ 6c_\alpha c_W m_{u_i}^2 - 4M_W M_Z s_{\alpha+\beta} s_\beta s_W^2 \} U_{s,2}^{\tilde{u},i} U_{t,2}^{\tilde{u},i} \\ &\quad \left. + 3c_W m_{u_i} \{ A_{ii}^u c_\alpha + (\mu + A_{ii}^u) s_\alpha \} U_{s,2}^{\tilde{u},i} U_{t,1}^{\tilde{u},i} \right] \end{aligned} \quad (5)$$

The coupling of the charged Higgs boson H^- to up-type and down-type squarks is given by

$$\begin{aligned} C(H^-, \tilde{u}_i^s, \tilde{d}_j^t) &= \frac{ieV_{ij}^{CKM}}{2M_W s_W s_\beta} \left[m_{u_i} U_{s,2}^{\tilde{u},i} U_{t,1}^{\tilde{d},j} \{ A_{ii}^u + (\mu + A_{ii}^u) t_\beta \} \right. \\ &\quad + m_{u_i} m_{d_j} U_{s,2}^{\tilde{u},i} U_{t,2}^{\tilde{d},j} (1 + t_\beta^2) + U_{s,1}^{\tilde{u},i} U_{t,2}^{\tilde{d},j} m t_\beta \{ A_{ii}^d t_\beta + (\mu + A_{ii}^d) \} \\ &\quad \left. + U_{s,1}^{\tilde{u},i} U_{t,1}^{\tilde{d},j} \{ m_{u_i}^2 - t_\beta (M_W^2 s_{2\beta} - m_{d_j}^2) t_\beta \} \right] \end{aligned} \quad (6)$$

¹We neglect CP violation throughout the paper.

Here i, j are the generation indices (we assume flavor conservation throughout the paper), $U_{s,s'}^{\tilde{u},i}$ ($U_{t,t'}^{\tilde{d},j}$) is the 2×2 rotation matrix for up-type (down-type) squarks, and we use the short hand notation s_x, c_x, t_x for $\sin x, \cos x, \tan x$, respectively, where α is the CP-even Higgs mixing angle. The couplings of the CP-even heavy Higgs boson H to the up-type squarks can be obtained by replacing $c_\alpha \rightarrow s_\alpha, s_\alpha \rightarrow -c_\alpha$ and $s_{\alpha+\beta} \rightarrow -c_{\alpha+\beta}$ in Eq. (5). It is interesting to observe that the A'_t enter differently into the scalar top masses and into the trilinear Higgs-stop couplings. This will be crucial for our numerical analysis, see the discussion in Sect. 4.

3 Higher order corrections in the NHSSM Higgs sector

3.1 Tree-level structure and higher-order corrections

The MSSM (and thus the NHSSM) Higgs-boson sector consist of two Higgs doublets and predicts the existence of five physical Higgs bosons, the light and heavy \mathcal{CP} -even h and H , the \mathcal{CP} -odd A , and a pair of charged Higgs bosons, H^\pm . At the tree-level the Higgs sector is described with the help of two parameters: the mass of the A boson, M_A , and $\tan \beta = v_2/v_1$, the ratio of the two vacuum expectation values. The tree-level relations and in particular the tree-level masses receive large higher-order corrections, see, e.g., Refs. [8, 31, 32] and references therein.

The lightest MSSM Higgs boson, with mass M_h , can be interpreted as the new state discovered at the LHC around ~ 125 GeV [33]. The present experimental uncertainty at the LHC for M_h , is about [5],

$$\delta M_h^{\text{exp, today}} \sim 140 \text{ MeV} . \quad (7)$$

This can possibly be reduced below the level of

$$\delta M_h^{\text{exp, future}} \lesssim 50 \text{ MeV} \quad (8)$$

at future e^+e^- colliders [34]. Similarly, for the masses of the heavy neutral Higgs M_H , an uncertainty at the 1% level could be expected at the LHC [35].

In the Feynman diagrammatic (FD) approach that we are following in our calculation here, the higher-order corrected \mathcal{CP} -even Higgs boson masses are obtained by finding the poles of the (h, H) -propagator matrix. The inverse of this matrix is given by

$$(\Delta_{\text{Higgs}})^{-1} = -i \begin{pmatrix} p^2 - m_{H,\text{tree}}^2 + \hat{\Sigma}_{HH}(p^2) & \hat{\Sigma}_{hH}(p^2) \\ \hat{\Sigma}_{hH}(p^2) & p^2 - m_{h,\text{tree}}^2 + \hat{\Sigma}_{hh}(p^2) \end{pmatrix} . \quad (9)$$

Determining the poles of the matrix Δ_{Higgs} in Eq. (9) is equivalent to solving the equation

$$\left[p^2 - m_{h,\text{tree}}^2 + \hat{\Sigma}_{hh}(p^2) \right] \left[p^2 - m_{H,\text{tree}}^2 + \hat{\Sigma}_{HH}(p^2) \right] - \left[\hat{\Sigma}_{hH}(p^2) \right]^2 = 0 . \quad (10)$$

Similarly, in the case of the charged Higgs sector, the corrected Higgs mass is derived by the position of the pole in the charged Higgs propagator (for details please see Ref. [36] and references therein), which is defined by:

$$p^2 - m_{H^\pm,\text{tree}}^2 + \hat{\Sigma}_{H-H^+}(p^2) = 0 . \quad (11)$$

The (renormalized) Higgs-boson self-energies in Eqs. (10) and 11 can be evaluated at the n -loop level, by an explicit (FD) calculation of the corresponding loop diagrams. As discussed above, in this work we will concentrate on the one-loop corrections from the top/stop sector. The FD contributions to the Higgs-boson self-energies can be supplemented by a resummation of leading and subleading logarithmic contributions, which are relevant in the case of heavy scalar tops. For more details, see Ref. [8]. This will be relevant for the numerical evaluation presented below in Sect. 4.

3.2 Non-holomorphic Contributions to Higgs Sector

The NH soft SUSY-breaking parameters enter into the one-loop prediction of the various (renormalized) Higgs-boson self-energies and tadpoles. As discussed above, they can enter into the scalar fermion masses, where, however, their effect can be compensated by a change in the corresponding holomorphic trilinear coupling. They also enter into the Higgs-sfermion-sfermion coupling, see Eq. (5), which will have the main effect in our analysis. Generic Feynman diagrams that involve non holomorphic couplings are shown in the Fig. 1. Here we restrict ourself to quark/squark contributions only.

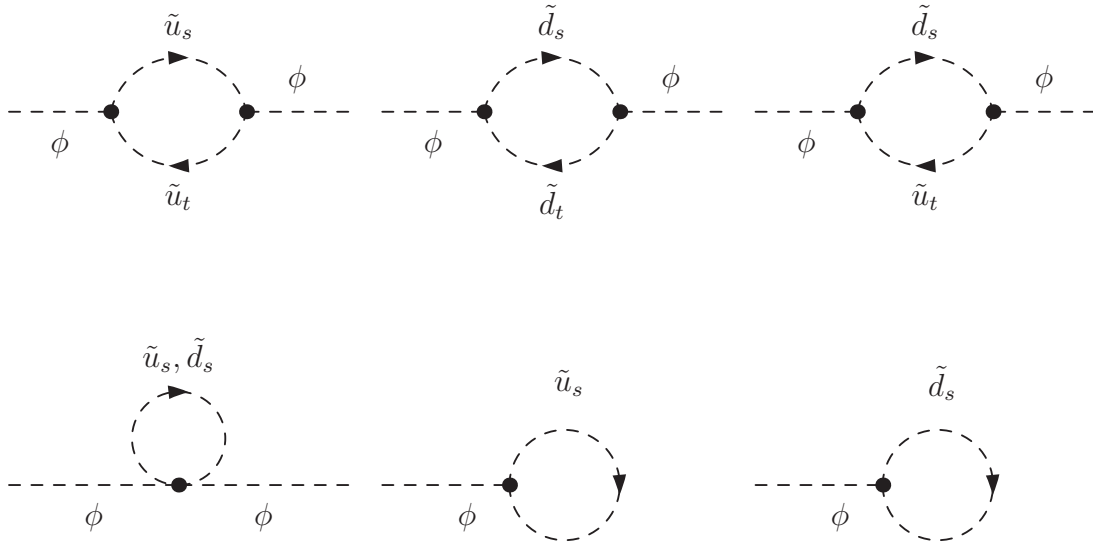


Figure 1: Generic Feynman diagrams for the Higgs boson self-energies and tadpoles. ϕ denotes any of the Higgs bosons, h , H , A or H^\pm ; u stand for u, c, t ; d stand for d, s, b ; $\tilde{u}_{s,t}$ and $\tilde{d}_{s,t}$ are the six mass eigenstates of up-type and down-type squarks, respectively.

In the following, we briefly describe our work flow for the calculation. To calculate the non holomorphic contributions to the Higgs boson self energies, we first created NHSSM model

file for *FeynArts* using Mathematica package SARAH [37–41]. The *FeynArts/FormCalc* [18–21] packages have then be used to analytically calculate the NHSSM contributions to the Higgs boson self-energies, given as a function of A_t and A'_t . For the numerical evaluation with the *FeynArts/FormCalc* setup the *FormCalc* driver files had to be adjusted from the MSSM to the NHSSM. Concerning the numerical evaluation, for a given value of A_t^{MSSM} in the MSSM and A'_t in the NHSSM a new value of A_t^{NHSSM} is calculated such that $X_t^{\text{MSSM}} = A_t^{\text{MSSM}} - \mu \cot \beta$ and $X_t^{\text{NHSSM}} = A_t^{\text{NHSSM}} - (\mu + A'_t) \cot \beta$ are identical (yielding the same values for the stop masses and mixings, see the discussion in the next section). Using A_t^{NHSSM} and A'_t the NH contribution to the Higgs-boson self-energies is calculated numerically. To avoid double counting, we subtracted the Higgs-boson self-energy values at $A'_t = 0$ (i.e. $A_t^{\text{MSSM}} \equiv A_t^{\text{NHSSM}}$) from the obtained results.

These numerical values were fed to *FeynHiggs* [22–24, 26–29, 42] using the *FeynHiggs* function `FHAddSelf` (where in *FeynHiggs* the value A_t^{MSSM} was used). The *FeynHiggs* package already contains the complete set of one-loop corrections in the MSSM. Those are supplemented with leading and sub-leading two-loop corrections as well as a resummation of leading and sub-leading logarithmic contributions from the t/\bar{t} sector. In this way we include the NH contributions from A'_t into the most precise evaluation of the MSSM Higgs-boson masses available. This allows us to readily estimate the effect of the NH soft SUSY-breaking terms.

4 Numerical Results

4.1 General strategy

The leading corrections to M_h from the top/scalar top loops in the NHSSM have been calculated in Ref. [17] and are given by

$$\Delta m_{h,t/\bar{t}}^2 = \frac{3g_2^2 m_t^4}{8\pi^2 M_W^2} \left[\ln \left(\frac{m_{\bar{t}_1} m_{\bar{t}_2}}{m_t^2} \right) + \frac{X_t^2}{m_{\bar{t}_1} m_{\bar{t}_2}} \left(1 - \frac{X_t^2}{12m_{\bar{t}_1} m_{\bar{t}_2}} \right) \right] \quad (12)$$

where $X_t^{\text{NHSSM}} =: X_t = A_t - (\mu + A'_t) \cot \beta$. The non-holomorphic trilinear coupling A'_t affects the X_t parameter as well as the scalar top quark masses and mixing angle. A simple change in the value of A'_t with fix A_t will result in the change of X_t which in turn will change M_h . However, with this approach, we can not distinguish the pure NHSSM contribution, as the same results can be obtained by a correspondingly changed value of A_t in the MSSM. Moreover, (if SUSY is realized in nature) the scalar top masses and mixing will be known in the future, and the choice of the soft SUSY-breaking parameters have to reproduce their values. Therefore it makes sense to analyze the NH effects in a scheme that allows to keep the two stop masses and the mixing angle fixed. On the other hand, in the FD approach the A'_t appears also in the coupling of the Higgs boson to the scalar top quarks. In order to estimate the contributions on the Higgs-boson mass spectrum coming purely from A'_t , it is therefore important to fix the value of X_t parameter (see the discussion in the previous section), shifting the NH effects completely into the change in the Higgs-stop coupling.

4.2 Benchmark scenarios

In our numerical analyses we have followed the above described approach. We evaluated the results in three benchmark scenarios defined in Ref. [43] that are used by the ATLAS and CMS collaboration for their interpretation of MSSM Higgs boson searches. These are the M_h^{125} scenario (heavy SUSY particles, effectively the Two Higgs Doublet Model type II with SUSY restrictions on Higgs-boson masses and couplings), the $M_h^{125}(\tilde{\tau})$ scenario (featuring light scalar taus) and the $M_h^{125}(\tilde{\chi})$ scenario (featuring light charginos and neutralinos). The three scenarios are compatible with the LHC searches for SUSY particles and yield a light CP-even Higgs boson with mass around 125 GeV with SM-like properties. For these scenarios indirect constraints like dark matter density, flavor observables and the anomalous magnetic moment of the muon on the MSSM parameters space are not taken into account on purpose [43]. These potential constraints mainly depend on the parameters that are not important for Higgs-boson phenomenology. Alternatively, small variations in the MSSM can invalidate this type of constraints, while leaving the Higgs-boson phenomenology largely unaffected, see the discussion in Ref. [43]. We furthermore assume that there is no (relevant) flavor violation. Consequently, the first and second generation scalar fermions have very mild effect on the predictions of the Higgs masses and mixing. Thus a common soft SUSY-breaking mass $M_{\tilde{f}} = 2$ TeV and corresponding Higgs-sfermion interaction terms $A_f = 0$ are assumed for first and second generation sfermions in the benchmark scenarios. This is in full agreement with the current exclusion bounds from CMS [44] and ATLAS [45, 46]. In Tab. 1, we list the remaining soft SUSY-breaking input parameters with corresponding scalar top masses for three scenarios considered in our numerical analysis.

	M_h^{125}	$M_h^{125}(\tilde{\tau})$	$M_h^{125}(\tilde{\chi})$
$m_{\tilde{Q}_3, \tilde{U}_3, \tilde{D}_3}$	1.5 TeV	1.5 TeV	1.5 TeV
$m_{\tilde{L}_3, \tilde{E}_3}$	2 TeV	350 GeV	2 TeV
μ	1 TeV	1 TeV	180 GeV
M_1	1 TeV	180 GeV	160 GeV
M_2	1 TeV	300 GeV	180 GeV
M_3	2.5 TeV	2.5 TeV	2.5 TeV
X_t	2.8 TeV	2.8 TeV	2.5 TeV
A_τ	0	800 GeV	0
A_b	0	0	0
$m_{\tilde{t}_1}, m_{\tilde{t}_2}$	1339, 1662 GeV	1339, 1662 GeV	1358, 1646 GeV

Table 1: Selected scenarios in the MSSM parameter space, taken from Ref. [43].

For each scenario, we investigate three different combinations of M_A and $\tan\beta$, taking into account the latest experimental limits for MSSM Higgs-boson searches [44, 45]:

$$\text{P1} : M_A = 1000 \text{ GeV}, \tan\beta = 7$$

$$\text{P2} : M_A = 1500 \text{ GeV}, \tan\beta = 15$$

P3 : $M_A = 2000$ GeV, $\tan \beta = 45$

For our numerical analysis, the values of A_t and A'_t have been chosen such that the value of X_t remain constant as given in the three scenarios in Tab. 1. However in order to extract pure NHSSM contributions we treat A_b and A_τ independent from A_t (contrary to the definition in Ref. [43]) and concentrate only on top/stop sector. Here it should be noted that the bottom/sbottom and tau/stau contributions can also results in large radiative corrections to the renormalized Higgs-boson self-energies due to the fact that the corresponding non-holomorphic trilinear couplings A'_b and A'_τ are multiplied by $\tan \beta$. However, a fixed value of $X_b(X_\tau)$, as our strategy requires, can result in unrealistically large value of A_b (A_τ). Furthermore, this can lead to severe numerical instabilities in the evaluation of the Higgs-boson spectra, even for moderate values of A'_b and A'_τ , and special care has to be taken to remain in a perturbative and numerically stable regime of the model. Consequently, here we restrict ourselves to the corrections from the top/stop sector (as it had been done in Ref. [17]), allowing us to pin down the NH effects. We leave a corresponding analysis of the effects of A'_b and A'_τ for future work.

4.3 NH contributions to renormalized Higgs-boson self-energies

In this subsection we present our results for the NH effects on the renormalized Higgs-boson self-energies in the scenarios defined in the previous subsection. To highlight the non-holomorphic contributions, we define

$$\begin{aligned}
\delta\hat{\Sigma}_{hh} &= \hat{\Sigma}_{hh} - \hat{\Sigma}_{hh}^{\text{MSSM}}, \\
\delta\hat{\Sigma}_{hH} &= \hat{\Sigma}_{hH} - \hat{\Sigma}_{hH}^{\text{MSSM}}, \\
\delta\hat{\Sigma}_{HH} &= \hat{\Sigma}_{HH} - \hat{\Sigma}_{HH}^{\text{MSSM}}, \\
\delta\hat{\Sigma}_{H^\pm} &= \hat{\Sigma}_{H^\pm} - \hat{\Sigma}_{H^\pm}^{\text{MSSM}},
\end{aligned} \tag{13}$$

and

$$\begin{aligned}
\delta M_h &= M_h - M_h^{\text{MSSM}}, \\
\delta M_H &= M_H - M_H^{\text{MSSM}}, \\
\delta M_{H^\pm} &= M_{H^\pm} - M_{H^\pm}^{\text{MSSM}},
\end{aligned} \tag{14}$$

where $\hat{\Sigma}_{hh}^{\text{MSSM}}$, $\hat{\Sigma}_{hH}^{\text{MSSM}}$, $\hat{\Sigma}_{HH}^{\text{MSSM}}$, $\hat{\Sigma}_{H^\pm}^{\text{MSSM}}$, M_h^{MSSM} , M_H^{MSSM} and $M_{H^\pm}^{\text{MSSM}}$ corresponds to the renormalized Higgs-boson self energies and Higgs-boson masses with $A'_t = 0$.

The contributions of the non-holomorphic trilinear coupling A'_t to the renormalized Higgs boson self energies, $\delta\hat{\Sigma}_{hh}$, $\delta\hat{\Sigma}_{hH}$, $\delta\hat{\Sigma}_{HH}$ and $\delta\hat{\Sigma}_{H^\pm}$ are shown as a function of A'_t in Figs. 2, 3, 4 and 5, respectively. We have varied A'_t in the interval -3000 GeV to $+3000$ GeV. In each figure we show in the left (right) plot the results for the M_h^{125} ($M_h^{125}(\tilde{\chi})$) scenario for P1 (P2, P3) in blue (orange, violet) dashed lines. The results in the $M_h^{125}(\tilde{\tau})$ scenario are effectively identical to the ones obtained in the M_h^{125} scenario, as could be expected from the identical parameter values in the scalar top sector. Consequently, we refrain from showing them separately. On the other hand, as can be seen from these figures the results for the renormalized Higgs-boson self-energies differ slightly between M_h^{125} , $M_h^{125}(\tilde{\tau})$ and $M_h^{125}(\tilde{\chi})$.

This can be traced back to the different A_t values found in the three scenarios, which in turn stem from the different baseline values of X_t and in particular μ in M_h^{125} , $M_h^{125}(\tilde{\tau})$ w.r.t. $M_h^{125}(\tilde{\chi})$. As an example, for $\tan\beta = 45$ we find an intervals of $A_t^{\text{NHSSM}} = 2755$ GeV to 2888 GeV for the first two benchmarks, whereas $A_t^{\text{NHSSM}} = 2437$ GeV to 2570 GeV in the latter.

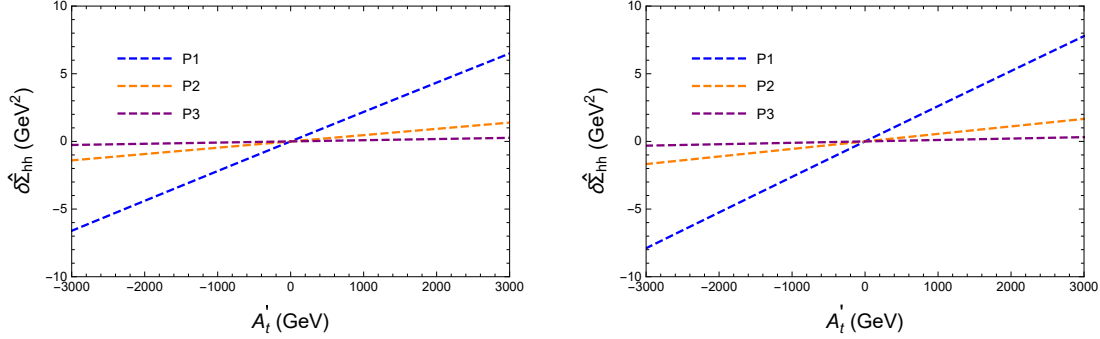


Figure 2: $\delta\hat{\Sigma}_{hh}$ as a function of A'_t for M_h^{125} (left) and $M_h^{125}(\tilde{\chi})$ (right plot). The results in $M_h^{125}(\tilde{\tau})$ are effectively identical to M_h^{125} and consequently not shown.

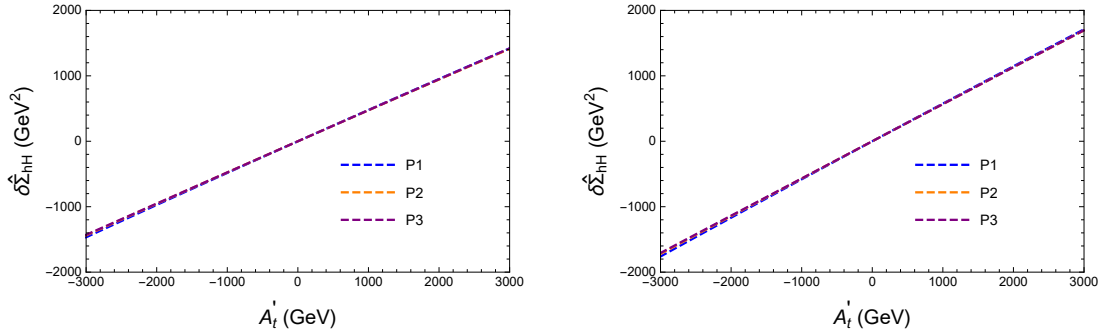


Figure 3: $\delta\hat{\Sigma}_{hH}$ as a function of A'_t for M_h^{125} (left) and $M_h^{125}(\tilde{\chi})$ (right plot).

For the renormalized self-energies of the neutral \mathcal{CP} -even Higgs bosons we observe that $\delta\hat{\Sigma}_{HH} > \delta\hat{\Sigma}_{hH} > \delta\hat{\Sigma}_{hh}$. This can be understood from the fact that the new NH soft SUSY-breaking term A'_t couples preferably to the first Higgs doublet, see Eq. (2). The light CP-even Higgs, h , has a large contribution from the second Higgs doublet, whereas the H has a large part from the first Higgs doublet. Consequently, the largest effects are expected in the coupling of the heavy CP-even Higgs to scalar tops. The largest effects on $\hat{\Sigma}_{hh}$ are found in P1 with $\sim \mp 6$ GeV² for $A'_t = \mp 3000$ GeV, respectively, with only a small variation between the three benchmark scenarios. The effect increases to ∓ 1500 GeV² for $\hat{\Sigma}_{hH}$, nearly equal for all benchmarks and points. The largest effects are found for $\hat{\Sigma}_{HH}$, reaching up to ~ -100000 GeV² for P3 in the M_h^{125} and $M_h^{125}(\tilde{\tau})$ scenario for $A'_t = 3000$ GeV, and up to ~ -70000 GeV² for P3 in the $M_h^{125}(\tilde{\chi})$. For $\hat{\Sigma}_{HH}$ a strong variation between the three M_A - $\tan\beta$ combinations can be observed, where larger M_A , which in turn allows for larger

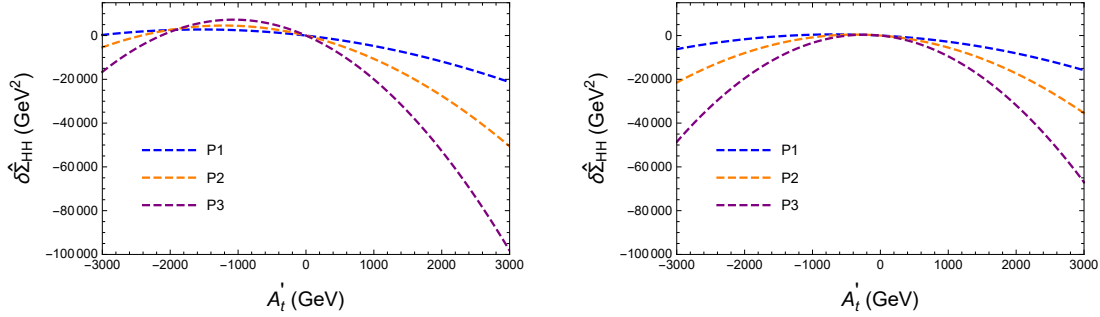


Figure 4: $\delta\hat{\Sigma}_{HH}$ as a function of A'_t for M_h^{125} (left) and $M_h^{125}(\tilde{\chi})$ (right plot).

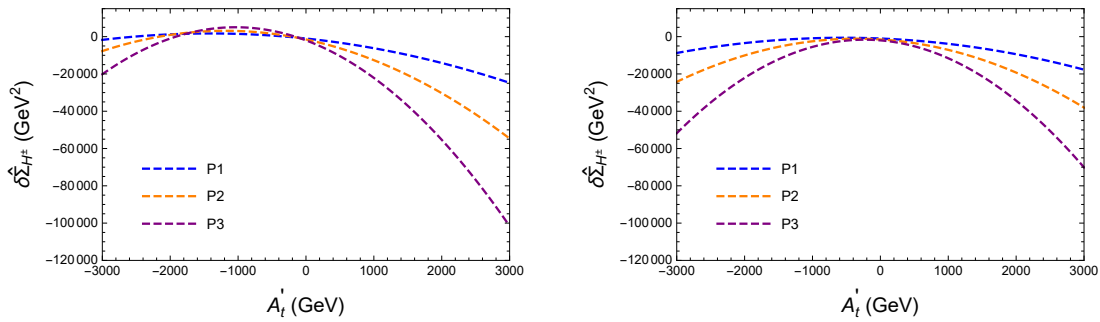


Figure 5: $\delta\hat{\Sigma}_{H\pm}$ as a function of A'_t for M_h^{125} (left) and $M_h^{125}(\tilde{\chi})$ (right plot).

$\tan\beta$ leads to the most sizable effect. This can be understood from the corresponding $\tan\beta$ enhancement of the A'_t contribution. Very similar effects can be observed for the renormalized charged Higgs-boson self-energy, as shown in Fig. 5. Also for the charged Higgs-boson, residing largely in the first Higgs doublet, the A'_t coupling contribution is enhanced with $\tan\beta$, see Eq. (6).

4.4 NH contributions to the Higgs-boson masses

We now turn to the numerical evaluation of the impact of the NH trilinear coupling A'_t on the higher-order corrected Higgs-boson masses themselves. The results shown in the previous subsection were obtained by subtracting the Higgs-boson self-energies values at $A'_t = 0$, i.e. the pure MSSM contribution. This allows to directly add these new contributions to the full calculation of the renormalized Higgs-boson self-energies in the MSSM. In order to estimate their effects on the Higgs-bosons masses, we fed these results to the code `FeynHiggs` using the `FeynHiggs` function `FHAddSelf`. This function adds the NHSSM contributions to the renormalized Higgs boson self-energies in the MSSM, evaluated at the highest level of precision. For details see the discussion at the end of Sect. 3.2 and in Sect. 4.1.

The obtained results are shown as a function of A'_t in Figs. 6, 7 and 8 for δM_h , δM_H and $\delta M_{H\pm}$, respectively. As in the previous subsection, we use the interval of $A'_t = -3000$ GeV

to +3000 GeV. The order of the plots and the color coding is as in the previous subsection. In particular, we again do not show the results for $M_h^{125}(\tilde{\tau})$, as they are effectively identical to the ones in the M_h^{125} scenario. Since the effects on the renormalized Higgs-boson self-energies follows the pattern $\delta\hat{\Sigma}_{HH} > \delta\hat{\Sigma}_{hH} > \delta\hat{\Sigma}_{hh} \sim \delta\hat{\Sigma}_{H\pm}$, one expects larger effects for the two heavy Higgs-boson masses than for the light CP-even Higgs. Only for very large values of $M_A^2 \gg |\delta\hat{\Sigma}_{HH}|, |\delta\hat{\Sigma}_{H\pm}|$ the additional contributions from NH terms should become irrelevant for M_H and $M_{H\pm}$.

For δM_h , as shown in Fig. 6, the NH contributions yield corrections are in general found to be very small, as could be expected from the size of $\delta\hat{\Sigma}_{hh}$, see Fig. 2. They reach up to ~ -45 MeV GeV for $A'_t = 3000$ GeV in the M_h^{125} and $M_h^{125}(\tilde{\tau})$ scenario for P1, with negligible changes in P2 and P3. In these two benchmark scenarios the corrections for negative A'_t stays below +30 MeV. In the $M_h^{125}(\tilde{\chi})$ scenario the results look similar, with slightly larger corrections in P1. The fact that P1 exhibits the largest corrections corroborates that this effect on M_h , as expected, stems from the contribution of $\delta\hat{\Sigma}_{hh}$. Since the corrections turn out to be very small over the whole analyzed parameter space demonstrates that the NH terms *do not* alleviate the fact that large stop masses are needed to reach the value of $M_h \sim 125$ GeV. On the other hand, effects from A'_b and/or A'_τ could show a different behavior. We leave this analysis for future work. It should be noted here that the size of the numerical effects on M_h found here are substantially smaller than previously claimed in the literature [17]. This can be explained by the fact that we ensured to compare results including the NH effects to the “pure MSSM”, but leaving the physics scenario (the stop masses and mixing) unchanged.

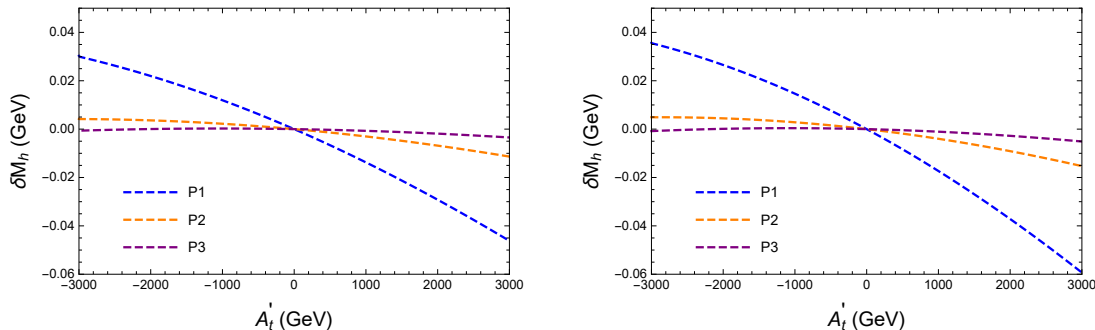


Figure 6: δM_h as a function of A'_t for M_h^{125} (left) and $M_h^{125}(\tilde{\chi})$ (right plot). The results in $M_h^{125}(\tilde{\tau})$ are effectively identical to M_h^{125} and consequently not shown.

The changes in the heavy \mathcal{CP} -even Higgs-boson mass, M_H , are shown in Fig. 7. The general pattern follows the size of the corrections for M_h , as analyzed in Fig. 6. However, for M_H the corrections turn out to be in general positive. The largest values reached are $\sim +25$ GeV for A'_t in P3 in the M_h^{125} and the $M_h^{125}(\tilde{\tau})$ scenario. In the $M_h^{125}(\tilde{\chi})$ scenario the largest corresponding value is $\sim +18$ GeV. For $A'_t = -3000$ GeV the corrections reach up to +5 GeV in P3 for the first two benchmarks, and up to +13 GeV for the third, with correspondingly smaller values for P2 and P1.

As a last step, we show the changes in the charged Higgs boson mass, $M_{H\pm}$, in Fig. 8. As can be expected from the NH contributions to the renormalized Higgs-boson self-energies, which are similar for $\delta\hat{\Sigma}_{HH}$ and $\delta\hat{\Sigma}_{H\pm}$, see Figs. 4 and 5, also the correction to the two

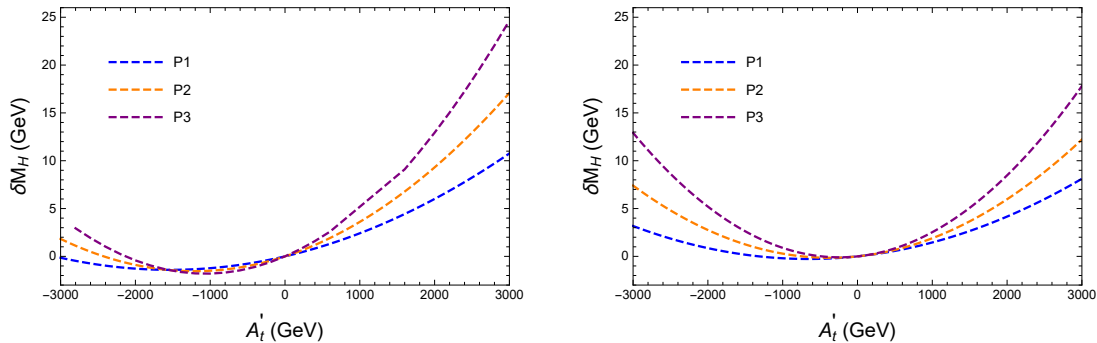


Figure 7: δM_H as a function of A'_t for M_h^{125} (left), and $M_h^{125}(\tilde{\chi})$ (right plot).

heavy Higgs-boson masses themselves turn out to be similar. δM_{H^\pm} follows in sign and size the corrections found for M_H . The NH contributions *do not* lead to an enhanced splitting between the M_H and M_{H^\pm} , but only to larger differences between M_A (our input) and the other two heavy Higgs-boson masses.

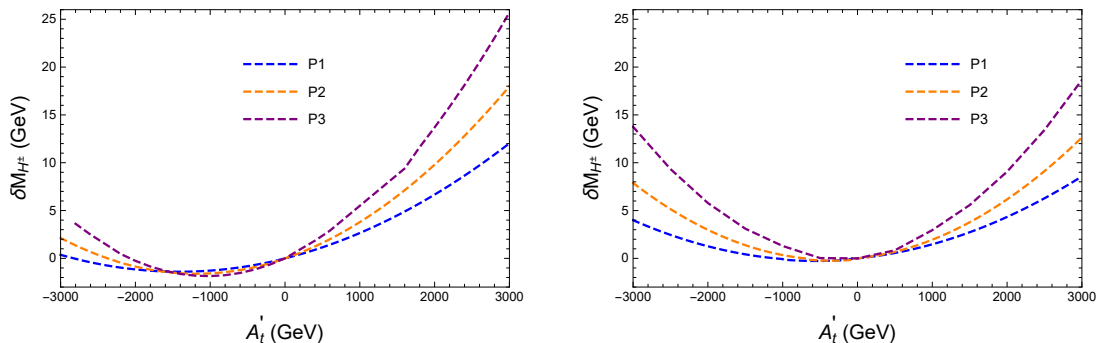


Figure 8: δM_{H^\pm} as a function of A'_t for M_h^{125} (left) and $M_h^{125}(\tilde{\chi})$ (right plot).

5 Conclusions

In this paper we have investigated the effect of non-holomorphic soft SUSY-breaking terms to the Higgs-boson mass predictions in the MSSM, a model dubbed NHSSM. In order to perform the calculations we generated the *FeynArts* model file using mathematica package SARAH. The model file was then used in the *FeynArts/FormCalc* setup (including modifications in the *FormCalc* driver files to adapt the NHSSM specific input) to generate analytical and numerical results for the various renormalized Higgs boson self energies. We concentrated on the contributions from the top/scalar top sector. The relevant NH term is the trilinear coupling A'_t . The results for the renormalized Higgs-boson self-energies were then fed into the code *FeynHiggs* (using the `FHAddSelf` subroutine) to calculate the predictions for the Higgs boson masses.

We took particular care to analyze the pure NH contribution. The A'_t contributions

enter into the scalar top mass matrix via the non-diagonal entry X_t , as well as into the Higgs-stop couplings. An analysis simply varying A'_t thus leads to a shift in the scalar top masses, which should be considered a different physics scenario, as the stop masses and mixing angle are expected to be measured in the future (if SUSY is realized). Consequently, an observed effect from a naive variation of A'_t can possibly be mimicked by a change in the holomorphic soft SUSY-breaking terms, in particular the trilinear Higgs-stop coupling, A_t : for each choice of A'_t the parameter A_t can be adjusted to yield the same scalar top mass. An observed scalar top mass spectrum thus corresponds to a continuous set of combinations of A_t and A'_t (keeping the other soft SUSY-breaking parameters and μ fix). An analysis that simply varies A'_t , resulting in shifts in the scalar top masses, can thus not be regarded realistic. Therefore, in our analysis we required X_t to be constant under a change of A'_t by an adjustment of A_t . In this way the effect of the NH contributions is shifted into the Higgs-stop couplings and can readily be analyzed.

For the NH contributions to the renormalized Higgs-boson self-energies we find $\delta\hat{\Sigma}_{hh} < \delta\hat{\Sigma}_{hH} < \delta\hat{\Sigma}_{HH} \sim \delta\hat{\Sigma}_{H^\pm}$. This can be understood from the fact that the new NH soft SUSY-breaking term A'_t couples preferably to the first Higgs doublet. The light CP-even Higgs, h , has a large contribution from the second Higgs doublet, whereas the H , as well as the charged Higgs have their largest component from the first Higgs doublet. Consequently, the largest effects are expected in the coupling of the heavy CP-even Higgs, or the charged Higgs to scalar tops.

For the numerical analysis we chose three LHC benchmark scenarios (M_h^{125} , $M_h^{125}(\tilde{\tau})$ and $M_h^{125}(\tilde{\chi})$), and in each scenario three combinations of $(M_A, \tan\beta)$ that are allowed by current MSSM Higgs-boson searches at the LHC, (1000 GeV, 7), (1500 GeV, 15), (2000 GeV, 45), called P1, P2, P3, respectively. A'_t has been varied from -3000 GeV to $+3000$ GeV. The results in the M_h^{125} and the $M_h^{125}(\tilde{\tau})$ scenario are effectively identical due to their identical settings in the scalar top sector. The results in the $M_h^{125}(\tilde{\chi})$ scenario, however, can vary substantially from the other two scenarios. For δM_h the NH contributions yield corrections are in general found to be very small, in contrary to previous claims in the literature. They reach up to ~ -60 MeV in the analyzed parameter space, where P1 exhibits the largest corrections. Since the corrections turn out to be very small over the whole analyzed parameter space we find that the NH terms *do not* alleviate the fact that large stop masses are needed to reach the value of $M_h \sim 125$ GeV. The situation might change for the corrections involving A'_b and/or A'_τ , which we leave for future work. The numerical effects for M_H and M_{H^\pm} were found to be in general positive and reached values of up to $+25$ GeV for M_H and M_{H^\pm} .

Despite the fact that the NH contributions entering via A'_t are small for M_h , a full analysis of supersymmetric extensions of the SM should include the possibility of NH contributions. We aim for an inclusion of these effects into the code `FeynHiggs`.

Acknowledgments

We thank F. Staub for helpful discussions on SARAH and the model file generation for *FeynArts*. The work of S.H. has received financial support from the grant PID2019-110058GB-C21 funded by MCIN/AEI/10.13039/501100011033 and by “ERDF A way of making Europe”. MEINCOP Spain under contract PID2019-110058GB-C21 and in part by by the grant IFT

References

- [1] G. Aad *et al.* [ATLAS Collaboration], *Phys. Lett. B* **716**, 1 (2012) [arXiv:1207.7214 [hep-ex]].
- [2] S. Chatrchyan *et al.* [CMS Collaboration], *Phys. Lett. B* **716**, 30 (2012) [arXiv:1207.7235 [hep-ex]].
- [3] S. Sekmen [ATLAS, CMS and LHCb], [arXiv:2204.03053 [hep-ex]].
- [4] H. Nilles, *Phys. Rept.* **110** (1984) 1;
H. Haber and G. Kane, *Phys. Rept.* **117** (1985) 75;
R. Barbieri, *Riv. Nuovo Cim.* **11** (1988) 1.
- [5] A. M. Sirunyan *et al.* [CMS], *Phys. Lett. B* **805** (2020), 135425 [arXiv:2002.06398 [hep-ex]].
- [6] M. Arana-Catania, S. Heinemeyer, M. J. Herrero and S. Penaranda, *JHEP* **1205**, 015 (2012) [arXiv:1109.6232 [hep-ph]].
- [7] M. E. Gómez, T. Hahn, S. Heinemeyer and M. Rehman, *Phys. Rev. D* **90** (2014) no.7, 074016 [arXiv:1408.0663 [hep-ph]].
- [8] P. Slavich, S. Heinemeyer (eds.), E. Bagnaschi, H. Bahl, M. Goodsell, H. E. Haber, T. Hahn, R. Harlander, W. Hollik and G. Lee, *et al.* *Eur. Phys. J. C* **81** (2021) no.5, 450 [arXiv:2012.15629 [hep-ph]].
- [9] L. Girardello and M. T. Grisaru, *Nucl. Phys. B* **194** (1982), 65
- [10] J. Bagger and E. Poppitz, *Phys. Rev. Lett.* **71** (1993), 2380-2382 [arXiv:hep-ph/9307317 [hep-ph]].
- [11] I. Jack and D. Jones, *Phys. Lett. B* **457** (1999), 101-108 [arXiv:hep-ph/9903365 [hep-ph]].
- [12] I. Jack and D. Jones, *Phys. Rev. D* **61** (2000), 095002 [arXiv:hep-ph/9909570 [hep-ph]].
- [13] I. Jack, D. Jones and A. Kord, *Phys. Lett. B* **588** (2004), 127-135 [arXiv:hep-ph/0402045 [hep-ph]].
- [14] M. Cakir, S. Mutlu and L. Solmaz, *Phys. Rev. D* **71** (2005), 115005 [arXiv:hep-ph/0501286 [hep-ph]].
- [15] A. Sabanci, A. Hayreter and L. Solmaz, *Phys. Lett. B* **661** (2008), 154-157 [arXiv:0801.2029 [hep-ph]].

- [16] C. S. Un, S. H. Tanyıldızı, S. Kerman and L. Solmaz, *Phys. Rev. D* **91** (2015) no.10, 105033 [arXiv:1412.1440 [hep-ph]].
- [17] U. Chattopadhyay and A. Dey, *JHEP* **1610**, 027 (2016)
- [18] T. Hahn, *Comput. Phys. Commun.* **140**, 418 (2001) [hep-ph/0012260].
- [19] T. Hahn and C. Schappacher, *Comput. Phys. Commun.* **143**, 54 (2002) [hep-ph/0105349].
- [20] T. Fritzsche, T. Hahn, S. Heinemeyer, F. von der Pahlen, H. Rzehak and C. Schappacher, *Comput. Phys. Commun.* **185**, 1529 (2014) [arXiv:1309.1692 [hep-ph]].
- [21] T. Hahn and M. Perez-Victoria, *Comput. Phys. Commun.* **118**, 153 (1999) [hep-ph/9807565].
- [22] S. Heinemeyer, W. Hollik and G. Weiglein, *Eur. Phys. J. C* **9** (1999) 343 [arXiv:hep-ph/9812472].
- [23] G. Degrassi, S. Heinemeyer, W. Hollik, P. Slavich and G. Weiglein, *Eur. Phys. J. C* **28** (2003) 133 [arXiv:hep-ph/0212020].
- [24] M. Frank, T. Hahn, S. Heinemeyer, W. Hollik, R. Rzehak and G. Weiglein, *JHEP* **0702** (2007) 047 [arXiv:hep-ph/0611326].
- [25] M. Frank, T. Hahn, S. Heinemeyer, W. Hollik, H. Rzehak and G. Weiglein, *JHEP* **0702**, 047 (2007) [hep-ph/0611326].
- [26] T. Hahn, S. Heinemeyer, W. Hollik, H. Rzehak and G. Weiglein, *Phys. Rev. Lett.* **112** (2014) 141801 [arXiv:1312.4937 [hep-ph]].
- [27] H. Bahl and W. Hollik, *Eur. Phys. J. C* **76** (2016) no.9, 499 [arXiv:1608.01880 [hep-ph]].
- [28] H. Bahl, S. Heinemeyer, W. Hollik and G. Weiglein, *Eur. Phys. J. C* **78** (2018) no.1, 57 [arXiv:1706.00346 [hep-ph]].
- [29] H. Bahl, T. Hahn, S. Heinemeyer, W. Hollik, S. Paßehr, H. Rzehak and G. Weiglein, *Comput. Phys. Commun.* **249** (2020), 107099 [arXiv:1811.09073 [hep-ph]].
- [30] J. Chakraborty and S. Roy, *Phys. Rev. D* **85** (2012), 035014 [arXiv:1104.1387 [hep-ph]].
- [31] A. Djouadi, *Phys. Rept.* **459** (2008) 1 [arXiv:hep-ph/0503173];
S. Heinemeyer, *Int. J. Mod. Phys. A* **21** (2006) 2659 [arXiv:hep-ph/0407244].
- [32] P. Draper and H. Rzehak, *Phys. Rept.* **619** (2016), 1-24 [arXiv:1601.01890 [hep-ph]].
- [33] S. Heinemeyer, O. Stal and G. Weiglein, *Phys. Lett. B* **710** (2012), 201-206 [arXiv:1112.3026 [hep-ph]].
- [34] H. Baer et al., arXiv:1306.6352 [hep-ph].

- [35] S. Gennai et al. *Eur. Phys. J. C* **52** (2007) 383 [arXiv:0704.0619 [hep-ph]].
- [36] M. Frank, L. Galeta, T. Hahn, S. Heinemeyer, W. Hollik, H. Rzehak and G. Weiglein, *Phys. Rev. D* **88** (2013) no.5, 055013 [arXiv:1306.1156 [hep-ph]].
- [37] F. Staub, *Comput. Phys. Commun.* **181** (2010), 1077-1086 [arXiv:0909.2863 [hep-ph]].
- [38] F. Staub, *Comput. Phys. Commun.* **182** (2011), 808-833 [arXiv:1002.0840 [hep-ph]].
- [39] F. Staub, *Comput. Phys. Commun.* **184** (2013), 1792-1809 [arXiv:1207.0906 [hep-ph]].
- [40] F. Staub, *Comput. Phys. Commun.* **185**, 1773 (2014) [arXiv:1309.7223 [hep-ph]].
- [41] F. Staub, *Adv. High Energy Phys.* **2015** (2015), 840780 [arXiv:1503.04200 [hep-ph]].
- [42] S. Heinemeyer, W. Hollik and G. Weiglein, *Comput. Phys. Commun.* **124** (2000) 76 [arXiv:hep-ph/9812320];
T. Hahn, S. Heinemeyer, W. Hollik, H. Rzehak and G. Weiglein, *Comput. Phys. Commun.* **180** (2009) 1426; see www.feynhiggs.de .
- [43] E. Bagnaschi, H. Bahl, E. Fuchs, T. Hahn, S. Heinemeyer, S. Liebler, S. Patel, P. Slavich, T. Stefaniak, C. E. Wagner and G. Weiglein, *Eur. Phys. J. C* **79** (2019) no.7, 617 [arXiv:1808.07542 [hep-ph]].
- [44] [CMS], [arXiv:2208.02717 [hep-ex]].
- [45] G. Aad *et al.* [ATLAS], *Phys. Rev. Lett.* **125** (2020) no.5, 051801 [arXiv:2002.12223 [hep-ex]].
- [46] G. Aad *et al.* [ATLAS], *Eur. Phys. J. C* **81** (2021) no.7, 600 [erratum: *Eur. Phys. J. C* **81** (2021) no.10, 956] [arXiv:2101.01629 [hep-ex]].