

PT-Symmetry Breaking Transitions in Polymeric Systems

Tanmoy Pal,¹ Ranjan Modak,² and Bhabani Prasad Mandal³

¹*Department of Biochemistry, University of Toronto, Toronto, Ontario M5S 1A8, Canada*

²*Department of Physics, Indian Institute of Technology Tirupati, Tirupati, India 517619*

³*Department of Physics, Institute of Science, BHU, Varanasi 221005, India*

We show that classical DNA unzipping transition which is equivalently described by quantum mechanical localization-delocalization transition in the ground state of non-Hermitian single impurity Hatano-Nelson Hamiltonian is underpinned by generalized parity (**P**)-time reversal (**T**) symmetry breaking transition. We also study the one-dimensional discretized version of Hatano-Nelson model in the presence of the single impurity and random disorder on a finite-size lattice. These discrete models are useful to study unzipping of a single adsorbed polymer from a surface. Our results show that the discrete models also undergo a phase transition from a PT unbroken phase to a broken phase. Interestingly, the generalized PT phase transition points coincide with the localization-delocalization transition for continuum as well as lattice models.

I. INTRODUCTION

Hermiticity requirement of quantum mechanical Hamiltonians can be relaxed with a physical but less constraining condition of combined **P** and **T** invariance [1, 2]. Such non-Hermitian **PT** symmetric systems generally exhibit a **PT** breaking phase transition that separates two regions of a Hermiticity breaking parameter: (i) region of the unbroken **PT** symmetry in which the entire energy spectrum is real and corresponding eigenstates respect **PT** symmetry and (ii) a region of the broken **PT** symmetry in which the whole spectrum (or a part of it) appears as complex conjugate pairs and the eigenstates of the systems do not respect **PT** symmetry [1–11]. **PT**-symmetric quantum theories are applicable in various branches of physics including open quantum systems, scattering theory, optics [12–14] etc. The consequence of **PT** phase transition has been experimentally observed in non-linear optics where **PT** symmetric complex potentials can be realised through complex refractive index and several physical processes are known to follow Schrödinger like equations [15]. This created an avalanche in the study of non-Hermitian quantum theories [3, 16]. To buttress the general applicability of **PT**-symmetric quantum theories, observation of **PT** phase transition in physical systems other than optical media is thus very useful.

Before the advent of **PT**-transition, Hatano and Nelson (HN) introduced a class of non-Hermitian but real model Hamiltonians through which they described pinning-depinning transition of a flux-line to a linear defect in Type-II superconductors [17, 18]. Whether such HN-models could show **PT** transitions is a natural question to ask. A hallmark of the HN-Hamiltonians is the presence of imaginary vector potentials combined with spatially short-range on-site potential. HN-Hamiltonians proved to be applicable to a variety of physical systems. In a rather surprising development, DNA unzipping was shown to be a classical equivalent of the localization-delocalization transition in the ground state of a HN-Hamiltonian that did not contain any space de-

pendent random energy contribution [19, 20]. DNA unzipping is the first step towards commencement of several life-sustaining biophysical processes including DNA-replication, RNA transcription etc. [21, 22]. *In vivo*, DNA unzipping is carried out by a special class of enzymes called “helicase” by means of applying mechanical force that is experimentally measured to be ~ 10 -15 pN [23–25]. **PT** phase transition in a modified interacting HN-Hamiltonian has been studied recently [26]. However, whether the HN-Hamiltonians that are relevant to DNA unzipping support **PT** phase transition is still unknown. It is well known that unzipping of a double stranded DNA (dsDNA) is a genuine first order phase transition in which dsDNA unwinds completely when the applied unzipping force exceeds a critical value [27–32]. Nevertheless, a crucial question still remains unanswered: what is the accompanied symmetry breaking in unzipping transition and what is its quantum picture equivalent? A study of the HN type Hamiltonians in the framework of **PT** symmetric non-Hermitian quantum mechanical formulation thus presents a unique opportunity to answer these questions in a single set up. Moreover, HN-models are also relevant to the problem of mechanical force induced desorption of an adsorbed polymer from a surface [33, 34], which has many applications such as lubrication, adhesion, surface protection, coating of surfaces, and wetting. For reasons that we make apparent in the Section-III of this work, we are specifically interested to study the problem of unzipping an adsorbed polymer in a random/dirty medium. Because of the presence of randomness, we use a lattice version of an one-dimensional HN Hamiltonian [35] to study such systems for convenience. Drawing motivations from the DNA unzipping problem, we also analyse these discrete models in the **PT**-symmetric quantum mechanics picture.

In this paper, we study two HN systems described by Dirac delta and random potentials. The delta potential can be utilized to model DNA unzipping and flux-depinning in Type-II superconductors, and the random potential can mimic the disordered medium which potentially can describe a physically realizable situation for polymer adsorption or for flux lines with columnar pins.

Using analytical and numerical methods, we show that these models support **PT** symmetry breaking phase transitions. Importantly, we thus realize that DNA unzipping or even unzipping of adsorbed polymers is a spontaneous **PT** symmetry breaking transition. *In vitro*, DNA unzipping has been realized at room temperature [23, 24, 36–39]. This means that dsDNA can be a potential testing ground for **PT** symmetric quantum mechanics at room temperature beside low temperature quantum systems.

II. CONTINUUM MODEL

Here, we revisit the existing works on HN Hamiltonian in DNA context and simply restate the essential results relevant to our discussion [17–20]. For simplicity, let's model a dsDNA as two Gaussian polymers of contour length N interacting through a short-range potential that acts only at the same contour length, thus mimicking native base pairing. Moreover, one end of the dsDNA is anchored at the origin and a time-independent constant force \mathbf{g} is applied at the free ends of the two polymers in opposite direction. Up to an additive center of mass term the resulting Hamiltonian can be written as

$$\frac{H}{k_B T} = \int_0^N d\tau \left[\frac{\epsilon}{2} \left(\frac{\partial \mathbf{r}(\tau)}{\partial \tau} \right)^2 + V(\mathbf{r}(\tau)) - \mathbf{g} \cdot \frac{\partial \mathbf{r}(\tau)}{\partial \tau} \right]. \quad (1)$$

Eq. (1) describes a single polymer of elastic constant ϵ under a force \mathbf{g} in a *short range* potential $V(\mathbf{r})$ where τ is the contour length variable and $\mathbf{r}(\tau)$ is the τ dependent segment coordinate. The partition function $Z = \int \mathcal{DR} \exp(-H/k_B T)$ is obtained by summing over all polymer configurations [40]. By treating τ as a time-like coordinate, the partition function Z can be interpreted as the transition amplitude of a fictitious quantum particle through the imaginary time mapping $\tau \rightarrow it$ and $k_B T$ identified as \hbar . The Hamiltonian of the corresponding quantum particle is given by

$$H_q(\mathbf{g}) = \frac{1}{2\epsilon} (\mathbf{p} + i\mathbf{g})^2 + V(\mathbf{r}), \quad (2)$$

where ϵ is the mass of the quantum particle and \mathbf{p} is canonical momentum. Thee unzipping force \mathbf{g} appears in $H_q(\mathbf{g})$ as an imaginary vector potential, introducing non-Hermiticity. Without loss of generality, we set $\hbar = \epsilon = 1$. Note that similar classical to quantum mapping have been used to study Efimov effect in alternative DNA conformations [41–44].

We define **P** and **T** transformations in the context of dsDNA. **P** transformation exchanges the position coordinates of the native base pairs keeping the relative force between the strands unchanged whereas **T** reverses the direction of the applied unzipping force keeping the relative distance between base pairs unchanged. The effects of these **P** and **T** transformations on zipped, partially zipped and unzipped dsDNA are schematically demonstrated in Fig. 1. We can readily see from Fig. 1b and 1c

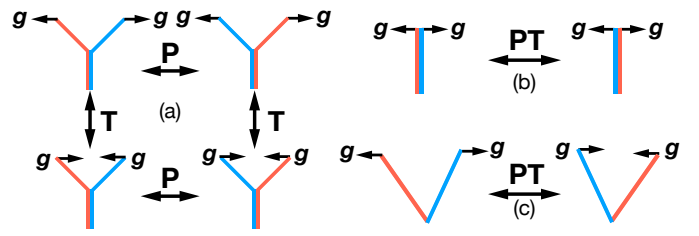


FIG. 1. Schematic representation of **PT**-transformation applied to a dsDNA. Two single strands are identified by the colours red and blue, and the arrows show the direction of the applied unzipping force of magnitude \mathbf{g} . (a) Changes for partially opened dsDNA under **P** and **T** transformations. (b) Zipped dsDNA state remains invariant under **PT** transformation. (c) Unzipped dsDNA state changes under **PT** transformation.

that the totally zipped state of dsDNA remains invariant under **PT** but partially or completely unzipped state of dsDNA changes under **PT**. This indicates that dsDNA unzipping could be seen as a classical **PT**-breaking transition.

In the quantum domain **P** and **T** transformations are defined as

$$\begin{aligned} \mathbf{P} : \mathbf{p} &\rightarrow -\mathbf{p}, \quad \mathbf{r} \rightarrow -\mathbf{r}, \quad \mathbf{g} \rightarrow \mathbf{g}, \quad \text{and}, \\ \mathbf{T} : \mathbf{p} &\rightarrow -\mathbf{p}, \quad \mathbf{g} \rightarrow -\mathbf{g}, \quad \mathbf{r} \rightarrow \mathbf{r}, \quad i \rightarrow -i. \end{aligned} \quad (3)$$

Note that both the Hamiltonians Eqs. (1) and (2) remain invariant under **PT**.

We restrict ourselves to one dimension to further simplify the problem at hand. Exact solutions for $V(x) = -V_0\delta(x)$, where $V_0 > 0$, have been obtained by Hatano *et. al.* [18] with periodic boundary condition. For $g < g_c = V_0$, the ground state remains localized with g independent real energy eigenvalue $E_{\text{gs}} = -V_0^2/2$. The ground state delocalizes for $g > g_c$. In the classical picture, the localized/delocalized ground state corresponds to the zipped/unzipped dsDNA [19, 20]. The excited-state energies are given by, $E_{\text{ex}} = (k_1 + ik_2)^2/2$ where up to $O(L^{-1})$,

$$\begin{aligned} (k_1, k_2) &= \left(\frac{2n\pi}{L}, g + \frac{1}{L} \ln \frac{g}{g - g_c} \right), \quad \forall g > g_c, \quad \text{and}, \\ (k_1, k_2) &= \left(\frac{(2n+1)\pi}{L}, g + \frac{1}{L} \ln \frac{g}{g_c - g} \right), \quad \forall g < g_c, \end{aligned}$$

where n are integers and L is system size. $n = 0$ correspond to the 1st excited state and delocalized ground state for $g < g_c$ and $g > g_c$, respectively. The ground state wavefunction for $g < g_c$ reads as,

$$\begin{aligned} \psi_{\text{gs}}^{\text{R}}(x, g < g_c) &\propto \exp[-(V_0 - g)x] & x > 0, \\ &\propto \exp[(V_0 + g)x] & x < 0. \end{aligned}$$

The ground state wavefunction for $g > g_c$ is,

$$\begin{aligned} \psi_{\text{gs}}^{\text{R}}(x, g > g_c) &\propto e^{ik_1 x} & x > 0, \\ &\propto e^{ik_1 x} + Ae^{-ik_1 x + 2gx} & x < 0., \end{aligned}$$

where A is a constant. It is easy to check that under the **PT**-transformation rule Eqn. (3), $\psi_{\text{gs}}^R(x, g < g_c)$ remains invariant, while $\psi_{\text{gs}}^R(x, g > g_c)$ does not. In thermodynamic limit $L \rightarrow \infty$, while the ground state energy is real for all g , only $\psi_{\text{gs}}^R(x, g < g_c)$ remains eigenstate of the **PT** operator. This implies that the ground state of the continuum Hatano-Nelson model goes through a **PT** transition. Hence, the localization-delocalization transition and DNA unzipping transition, both corresponds to the **PT**-symmetry breaking transition. It is to be noted that n can be as large as $L - 1$. Thus, in the thermodynamic limit, E_{ex} remains complex for all g which indicates that the **PT**-transition for the studied model is restricted to the ground state only.

III. DISCRETE MODEL

Having shown that the ground state of the 1D Hatano-Nelson model in continuum displays generalized **PT** transition, here we study the discretized version of that model on a finite lattice. Given in previous studies, the role of disorder has been investigated, especially in Ref. [45] the potential was varied randomly as a function of the time-like variable to mimic a random DNA sequence, and in Ref. [35], randomness was introduced in the space-like direction to study the adsorption of a single-stranded polymer to a surface, we also introduce an on-site disorder in the discretized version of the Hatano-Nelson model. The Hamiltonian reads as,

$$\mathcal{H}_q = \sum_j (e^g c_j^\dagger c_{j+1} + e^{-g} c_{j+1}^\dagger c_j) - \mu \sum_j V_j n_j - V_0 n_{L/2}, \quad (4)$$

numerically on a one-dimensional lattice of size L , where c_j^\dagger (c_j) is the fermionic creation (annihilation) operator at site j , $n_j = c_j^\dagger c_j$ is the number operator, on site potential V_j is real and positive and lattice spacing set to unity. We investigate two models in details, Model A: $\mu = 0$ (discrete version of the single-impurity HN model), and Model B: V_j is sampled from uniform random distribution between an interval $[-V_0, V_0]$, a model that can potentially describe a physically realizable situation for polymer adsorption or for flux lines with columnar pins. Note that we have also checked the validity of our results for Gaussian random disorder. Unlike Model A, on-site potential for Model B is not parity symmetric. However, for all our calculations we do an averaging over many disorder realizations and the ensemble $\{\mathcal{H}_q\}$ of all disorder realizations of the model B is **PT** symmetric [46]. In the Hermitian limit, the model B in one-dimension displays Anderson localization for any infinitesimal amount of disorder [47]. Periodic boundary conditions and fixed $V_0 = 20$ have been used for all of our calculations.

First, we show the energy spectrum of model A and model B for $L = 50$ in Fig. 2 in the complex plane. We plot the real part of the energy eigenvalues in x axes

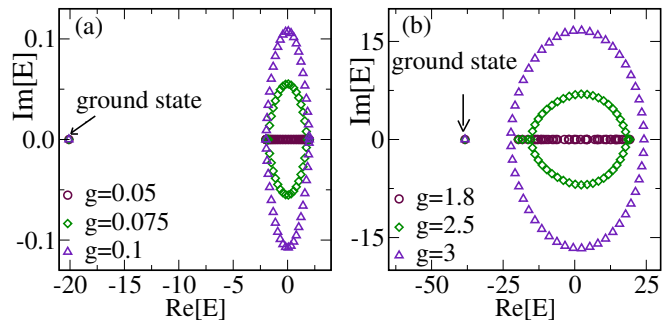


FIG. 2. Variation of the imaginary part of energy eigenvalues with the real part of energy eigenvalues for (a) model A at $g = 0.05$, $g = 0.075$, and $g = 0.1$. (b) model B for $g = 1.8$, $g = 2.5$, and $g = 3$. All results are for $L = 50$.

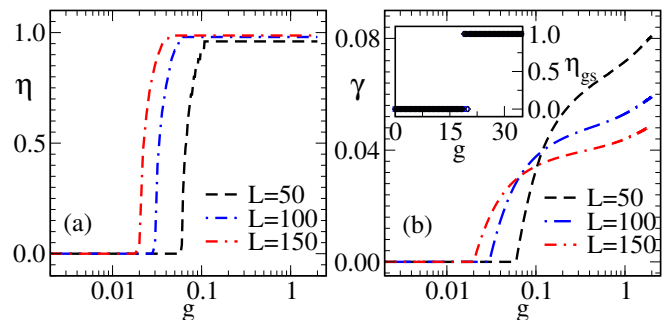


FIG. 3. (a) shows the variation of η with g . (b) shows the variation of γ with g for different values of $L = 50, 100, 150$, and for Model A. Inset of right panel shows variation of η_{gs} for the ground state as a function of g .

along with its corresponding imaginary counterpart in the y axes. We find in Fig. 2 that the energy eigenvalues are completely real for $g = 0.05$ (for model A) and $g = 1.8$ (for model B). On the other hand, they become complex for $g = 0.075, 0.1$ for model A and for $g = 2.5, 3$ for model B. Real to complex transitions in eigenvalues provide hints that maybe both models go through **PT** transitions. On top of that, the imaginary part of the eigenvalues remains symmetric about x axes, and that proves the complex eigenvalues appear as a complex conjugate pair in the spectrum, which is also a property of the **PT** broken phase. Finally, we would also like to point out a striking feature, i.e., the ground state energy remains real for all values g that have been studied here.

For Model A, we plot the fraction of complex eigenvalues η as a function of the Hermiticity breaking parameter g in Fig. 3. For a fixed L , there is a critical value of g_c , below which all eigenvalues are real. This satisfies a necessary condition for the existence of a **PT** transition. To show that the g dependent transition in energy spectrum is indeed a **PT** transition, we need to verify if similar transition happens to the corresponding energy eigenfunction properties as well. We define a γ measure

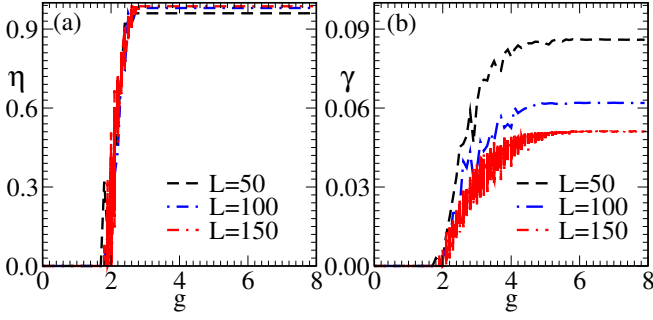


FIG. 4. (a) shows the variation of η with g . (b) shows the variation of γ with g for different values of $L = 50, 100, 150$, and for Model B.

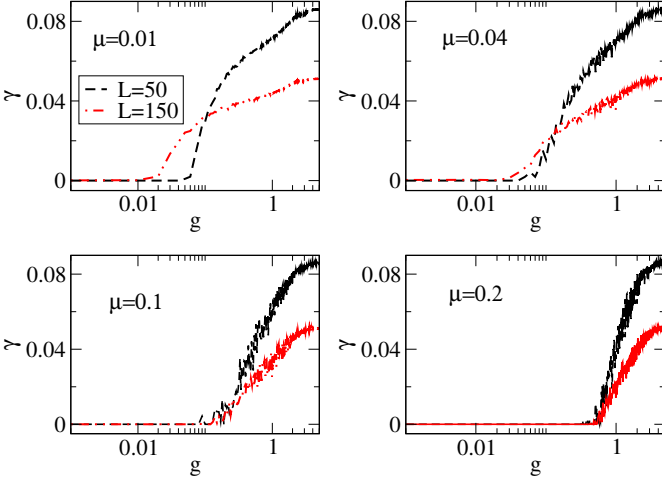


FIG. 5. Shows the variation of γ with g for different values of μ and L .

as,

$$\gamma = \frac{1}{L^2} \sum_{\substack{n=1 \\ (\text{Re}[R_n]|\text{Re}[R_n]) > 0}}^L \sqrt{\langle \text{Im}[R_n] | \text{Im}[R_n] \rangle},$$

where $|R_n\rangle$ s are right-eigenvectors of the Hamiltonian \mathcal{H}_q . Hence, by definition $\gamma = 0$ implies that $|R_n\rangle$ s are completely real (apart from a trivial global complex phase). We find that, coinciding with the transition in the energy spectrum, γ is zero for $g < g_c$, and non-zero otherwise, for each L (see Fig. 3). We thus conclude that model A undergoes a **PT** transition in g . However, g_c is L dependent. We also see from Fig. 3 that as $L \rightarrow \infty$, $g_c \rightarrow 0$. This means in the thermodynamic limit there is no **PT**-transition in model A. Nevertheless, the ground state still shows a spontaneous **PT**-transition even when $L \rightarrow \infty$. In the inset of Fig. 3, we have studied whether the ground state energy is complex or real by defining a quantity η_{gs} , which is defined as $\eta_{gs} = 1$ when $\text{Im}[E_{gs}] \neq 0$, and 0 otherwise. We find that there exists a critical value of $g = g_{th}$ (which is $\sim V_0$), above which the ground state energy is complex, and this

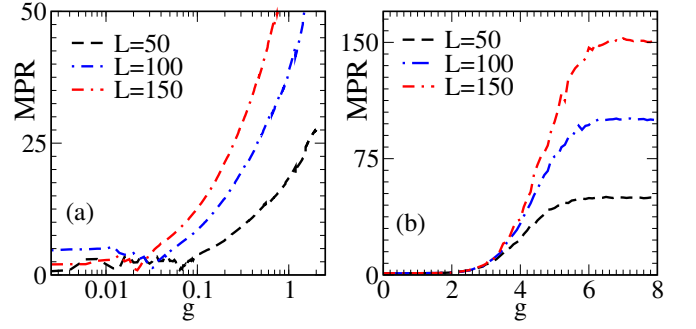


FIG. 6. (a) shows the variation of MPR with g for model A. (b) shows the variation of MPR with g for different values of $L = 50, 100, 150$ for Model B.

g_{th} is independent of L . However, the value of the imaginary part of the ground state energy, i.e. $\text{Im}[E_{gs}]$ goes to zero as we approach to $L \rightarrow \infty$ limit. In the continuum model, we have also observed the same, and identified it as a DNA unzipping transition as well as a **PT** transition of the ground state.

For Model B, first, we show the variation of η and γ with g for $\mu = 1$ in Fig. 4. We see that there exists a g_c which separates between the **PT**-symmetric and **PT**-broken phase. Unlike the model A, in this case the **PT**-transition is stable even in the thermodynamic limit because g_c does not change as we increase the system size L . However, the essential role is played by the parameter μ in determining the thermodynamic stability of the **PT** transition in model B. For $\mu = 0$, the model B reduces to the model A. We study the parameter regime $0 < \mu < 1$ in Fig. 5. By studying the γ parameter, we find that the stable **PT** transition in the thermodynamic limit starts occurring for $\mu > 0.1$. Also, the critical value g_c increases with μ .

We also investigate localization-delocalization transition, which translates to DNA unzipping in the continuum model, in Model-A and Model-B by using a popular diagnostic tool named ‘participation ratio’ [48–50] defined as

$$\text{PR}_k = \frac{\sum_j |\langle L_k^j | R_k^j \rangle|}{\sum_j |\langle L_k^j | R_k^j \rangle|^2},$$

where $|L_k^j\rangle$ and $|R_k^j\rangle$ are k -th left- and right-eigenvector of the non-Hermitian Hamiltonian. We define mean participation ratio (MPR) by averaging over all the eigenstates. The localized and delocalized phases of a system are indicated by MPR values $\mathcal{O}(1)$ and $\mathcal{O}(L)$, respectively. Figure. 6 shows the variation of MPR with g for different values of L . We see that MPR remains $\mathcal{O}(1)$ for $g < g_c$ and it increases with L for $g > g_c$ (ground state PR_k for single impurity model is shown in Appendix-I). MPR values show that similar to **PT** transition the localization-delocalization transition persists only for Model-B as $L \rightarrow \infty$. The localization-delocalization transition point obtained from the MPR

results exactly coincides with the generalized **PT** transition point obtained in Fig. 4. This proves that in these models both the unzipping transition and generalized **PT** transition occur simultaneously.

IV. CONCLUSION

This manuscript presents an example of **PT** symmetry breaking transition in an important biological system. We demonstrate that the one-impurity HN-Hamiltonian, with or without on-site random potential, shows concurring **PT**-breaking and localization-delocalization transitions. Since localization-delocalization transitions in these models translate to unzipping transitions of DNA and other polymeric systems, we conclude that such unzipping transition is underpinned by spontaneous **PT**-symmetry breaking. In this context, it is interesting to point out that for a single impurity Hatano-Nelson model, in a straightforward way one can show that as one tunes g across its critical value, g_c , the localization length ξ diverges as $\xi \sim |g - g_c|^{-\nu}$ and the excitation gap closes as $|g - g_c|^z$ with the correlation length and dynamic critical exponents $\nu = z = 1$. These critical exponents match exactly with the one-dimensional transverse field Ising model, where the ground state shows quantum phase transitions between ferromagnetic and paramagnetic phases due to the spontaneously breaking of a discrete Z_2 the spin-flip symmetry [51–53]. Identification of the nature of symmetry breaking in case of DNA (or even other polymers) unzipping transition might be helpful to formulate a simple **PT**-symmetric Ginzburg-Landau type free energy in future. With the recent advancement in experimental techniques, unzipping force could be applied to a dsDNA single molecule in a very controlled manner using optical tweezers, at ambient conditions [23, 24, 36–39]. The measured end-to-end distance between two DNA strands as a function of force in these single molecule studies has the same behaviour as our delocalization measuring observable MPR. The efforts to directly realize HN-systems in the experimental platforms [54–58] turned out to be challenging as it typically requires an external energy source/sink, and can potentially lead to instabilities due to extreme sensitivity to boundary condition [59, 60]. The HN-models with asymmetric kinetic energy term show interesting topological features distinct from Hermitian realm [57]. Topological features originate from bulk-boundary correspondence which in turn translate to periodic-open -boundary correspondence. The mathematical equivalence between these quantum HN-systems to dsDNA systems would help us designing room temperature experimental set ups e.g. unzipping an dsDNA molecule adsorbed on a cylindrical surface. The pulling force in such a system could be applied along the curved surface and the radius of the cylinder could be varied compared dsDNA length to get the effects of periodic or open boundary conditions. Moreover, in reality, DNA sequences often have

non-uniform distributions of base pairs, and regions with more GC pairs would require significantly higher unzipping forces than AT-rich regions. Such scenarios cannot be captured by the models we have studied here. Hence, looking for more sophisticated, fine-tuned models that can capture these effects is a potential future direction of our work.

V. ACKNOWLEDGEMENTS

RM acknowledges the DST-Inspire research grant by the Department of Science and Technology, Government of India, SERB start-up grant (SRG/2021/002152). BPM acknowledges the research grant for faculty under IoE Scheme (Number 6031) of Banaras Hindu University, Varanasi.

Appendix A: Ground state participation ratio for the single impurity model

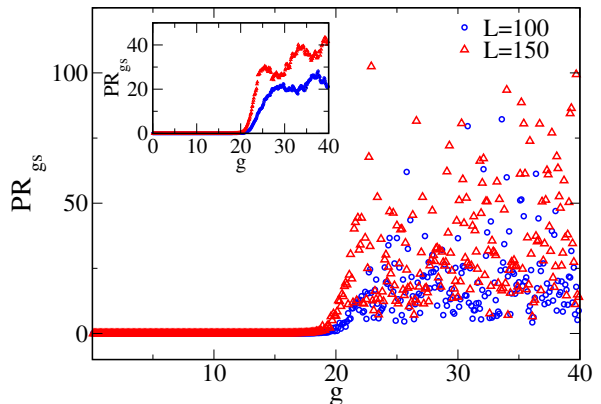


FIG. 7. Ground state PR_{gs} for single impurity discrete model without random potential. Inset shows same results for $\mu = 0.0001$, averaged over 1000 disorder realizations.

Previously, we have shown from the mean participation ratio calculation (where we considered all the states) that for the single impurity model, the transition point g_c approaches zero as we increase the system size L . These results are complemented by the real to complex transitions in the eigenvalue spectrum. However, we have found that the ground state energy goes through the real-complex transition at $g_c \simeq 20 = V_0$, and this transition point does not change with L . In this section, we have also calculated the participation ratio for the ground state and find that it does not scale with L for $g < g_c \simeq 20$, and for $g > g_c \simeq 20$, it increases with L . This confirms the existence of localization-delocalization transition in

the ground state in the single impurity discrete model at $g_c \simeq 20$.

-
- [1] Carl M. Bender and Stefan Boettcher, “Real spectra in non-hermitian hamiltonians having pt symmetry,” *Phys. Rev. Lett.* **80**, 5243–5246 (1998).
- [2] Carl M. Bender, Dorje C. Brody, and Hugh F. Jones, “Complex extension of quantum mechanics,” *Phys. Rev. Lett.* **89**, 270401 (2002).
- [3] Carl M. Bender, “Making sense of non-hermitian hamiltonians,” *Reports on Progress in Physics* **70**, 947–1018 (2007).
- [4] Ali Mostafazadeh, “Time-dependent pseudo-hermitian hamiltonians defining a unitary quantum system and uniqueness of the metric operator,” *Physics Letters B* **650**, 208–212 (2007).
- [5] Chia-Yi Ju, Adam Miranowicz, Guang-Yin Chen, and Franco Nori, “Non-hermitian hamiltonians and no-go theorems in quantum information,” *Phys. Rev. A* **100**, 062118 (2019).
- [6] Namrata Shukla, Ranjan Modak, and Bhabani Prasad Mandal, “Heisenberg uncertainty relations for non-hermitian systems,” *arXiv preprint arXiv:2206.02844* (2022).
- [7] Ranjan Modak and Bhabani Prasad Mandal, “Eigenstate entanglement entropy in a \mathcal{PT} -invariant non-hermitian system,” *Phys. Rev. A* **103**, 062416 (2021).
- [8] Bhabani Prasad Mandal, B.K. Mourya, K. Ali, and A. Ghatak, “Pt phase transition in a (2+1)-d relativistic system,” *Annals of Physics* **363**, 185–193 (2015).
- [9] Avinash Khare and Bhabani Prasad Mandal, “A pt-invariant potential with complex qes eigenvalues,” *Physics Letters A* **272**, 53–56 (2000).
- [10] Bhabani Prasad Mandal, Brijesh Kumar Mourya, and Rajesh Kumar Yadav, “Pt phase transition in higher-dimensional quantum systems,” *Physics Letters A* **377**, 1043–1046 (2013).
- [11] Haresh Raval and Bhabani Prasad Mandal, “Deconfinement to confinement as pt phase transition,” *Nuclear Physics B* **946**, 114699 (2019).
- [12] Z. H. Musslimani, K. G. Makris, R. El-Ganainy, and D. N. Christodoulides, “Optical solitons in pt periodic potentials,” *Phys. Rev. Lett* **100**, 030402 (2008).
- [13] A. Guo, G. J. Salamo, D. Duchesne, R. Morandotti, M. Volatier-Ravat, V. Aimez, G. A. Siviloglou, and D. N. Christodoulides, “Observation of pt-symmetry breaking in complex optical potentials,” *Phys. Rev. Lett* **103**, 093902 (2009).
- [14] Carl T. West, Tsampikos Kottos, and Tomaz Prosen, “Pt-symmetric wave chaos,” *Phys. Rev. Lett* **104**, 054102 (2010).
- [15] S. K. Özdemir, S. Rotter, F. Nori, and L. Yang, “Parity-time symmetry and exceptional points in photonics,” *Nature Materials* **18**, 783–798 (2019).
- [16] Ali Mostafazadeh, “Pseudo-hermitian representation of quantum mechanics,” *International Journal of Geometric Methods in Modern Physics* **07**, 1191–1306 (2010).
- [17] Naomichi Hatano and David R. Nelson, “Localization transitions in non-hermitian quantum mechanics,” *Phys. Rev. Lett.* **77**, 570–573 (1996).
- [18] Naomichi Hatano and David R. Nelson, “Vortex pinning and non-hermitian quantum mechanics,” *Phys. Rev. B* **56**, 8651–8673 (1997).
- [19] David K. Lubensky and David R. Nelson, “Pulling pinned polymers and unzipping dna,” *Phys. Rev. Lett.* **85**, 1572–1575 (2000).
- [20] Somendra M Bhattacharjee, “Unzipping dnas: towards the first step of replication,” *Journal of Physics A: Mathematical and General* **33**, L423 (2000).
- [21] Richard R. Sinden, Christopher E. Pearson, Vladimir N. Potaman, and David W. Ussery, “Dna: Structure and function,” in *Genes and Genomes, Advances in Genome Biology*, Vol. 5, edited by Ram S. Verma (JAI, 1998) pp. 1–141.
- [22] James D. Watson, Tania A. Baker, Stephen P. Bell, Alexander Gann, Michael Levine, Richard Losick, and Inglis CSHLP, *Molecular biology of the gene*, 6th ed. (Pearson/Benjamin Cummings; Cold Spring Harbor Laboratory Press, San Francisco; Cold Spring Harbor, N.Y., 2007).
- [23] U. Bockelmann, Ph. Thomen, B. Essevez-Roulet, V. Viasnoff, and F. Heslot, “Unzipping dna with optical tweezers: High sequence sensitivity and force flips,” *Biophysical Journal* **82**, 1537–1553 (2002).
- [24] U. Bockelmann, B. Essevez-Roulet, and F. Heslot, “Molecular stick-slip motion revealed by opening dna with piconewton forces,” *Phys. Rev. Lett.* **79**, 4489–4492 (1997).
- [25] Pavan Umate, Narendra Tuteja, and Renu Tuteja, “Genome-wide comprehensive analysis of human helicases,” *Communicative & Integrative Biology* **4**, 118–137 (2011), pMID: 21509200, <https://doi.org/10.4161/cib.13844>.
- [26] Song-Bo Zhang, M. Michael Denner, Tomáš Bzdušek, Michael A. Sentef, and Titus Neupert, “Symmetry breaking and spectral structure of the interacting hatano-nelson model,” *Phys. Rev. B* **106**, L121102 (2022).
- [27] Rajeev Kapri, Somendra M. Bhattacharjee, and Flavio Seno, “Complete phase diagram of dna unzipping: Eye, y fork, and triple point,” *Phys. Rev. Lett.* **93**, 248102 (2004).
- [28] Garima Mishra, Debaprasad Giri, M. S. Li, and Sanjay Kumar, “Role of loop entropy in the force induced melting of dna hairpin,” *The Journal of Chemical Physics* **135**, 035102 (2011), <https://doi.org/10.1063/1.3609970>.
- [29] Sanjay Kumar and Mai Suan Li, “Biomolecules under mechanical force,” *Physics Reports* **486**, 1–74 (2010).
- [30] Tanmoy Pal and Somendra M. Bhattacharjee, “Rigidity of melting dna,” *Phys. Rev. E* **93**, 052102 (2016).
- [31] Tanmoy Pal, Keerti Chauhan, and Sanjay Kumar, “Role of hoogsteen interaction in the stability of different phases of triplex dna,” *Phys. Rev. E* **105**, 044407 (2022).
- [32] Debjyoti Majumdar, “Elasticity of a dna chain dotted with bubbles under force,” *Phys. Rev. E* **103**, 052412 (2021).
- [33] Enzo Orlandini, MARIA CARLA Tesi, and SG Whittington, “Adsorption of a directed polymer subject to an elongational force,” *Journal of Physics A: Mathematical and General* **37**, 1535 (2004).

- [34] PK Mishra, Sanjay Kumar, and Yashwant Singh, “Force-induced desorption of a linear polymer chain adsorbed on an attractive surface,” *Europhysics Letters* **69**, 102 (2004).
- [35] Rajeev Kapri and Somendra M. Bhattacharjee, “Unzipping an adsorbed polymer in a dirty or random environment,” *Phys. Rev. E* **72**, 051803 (2005).
- [36] Claudia Danilowicz, Vincent W. Coljee, Cedric Bouzigues, David K. Lubensky, David R. Nelson, and Mara Prentiss, “Dna unzipped under a constant force exhibits multiple metastable intermediates,” *Proceedings of the National Academy of Sciences* **100**, 1694–1699 (2003), <https://www.pnas.org/doi/pdf/10.1073/pnas.262789199>.
- [37] C. Danilowicz, Y. Kafri, R. S. Conroy, V. W. Coljee, J. Weeks, and M. Prentiss, “Measurement of the phase diagram of dna unzipping in the temperature-force plane,” *Phys. Rev. Lett.* **93**, 078101 (2004).
- [38] B. Essevaz-Roulet, U. Bockelmann, and F. Heslot, “Mechanical separation of the complementary strands of dna,” *Proceedings of the National Academy of Sciences* **94**, 11935–11940 (1997).
- [39] Dario Anselmetti, Jürgen Fritz, Benjamin Smith, and Xavier Fernandez-Busquets, “Single molecule dna biophysics with atomic force microscopy,” *Single molecules*, 1(1), pp. 53-58 **1** (2000), 10.1002/(SICI)1438-5171(200004)1:13.0.CO;2-U.
- [40] Signatures of any phase transition can be obtained from the free energy per unit chain length at the thermodynamic limit which is given by $f = -\lim_{N \rightarrow \infty} k_B T N^{-1} \ln Z$.
- [41] Jaya Maji, Somendra M Bhattacharjee, Flavio Seno, and Antonio Trovato, “When a DNA triple helix melts: an analogue of the efimov state,” *New Journal of Physics* **12**, 083057 (2010).
- [42] Tanmoy Pal, Poulomi Sadhukhan, and Somendra M. Bhattacharjee, “Renormalization group limit cycle for three-stranded dna,” *Phys. Rev. Lett.* **110**, 028105 (2013).
- [43] Tanmoy Pal, Poulomi Sadhukhan, and Somendra M. Bhattacharjee, “Efimov-like phase of a three-stranded dna and the renormalization-group limit cycle,” *Phys. Rev. E* **91**, 042105 (2015).
- [44] Somendra M. Bhattacharjee and Damien Paul Foster, “Efimov-dna phase diagram: Three stranded dna on a cubic lattice,” *The Journal of Chemical Physics* **155**, 064903 (2021), <https://doi.org/10.1063/5.0059153>.
- [45] David K. Lubensky and David R. Nelson, “Single molecule statistics and the polynucleotide unzipping transition,” *Phys. Rev. E* **65**, 031917 (2002).
- [46] Flavio Noronha and Tommaso Maerì, “Ubiquity of the quantum boomerang effect in hermitian anderson-localized systems,” *Phys. Rev. B* **106**, L060301 (2022).
- [47] Philip W Anderson, “Absence of diffusion in certain random lattices,” *Physical review* **109**, 1492 (1958).
- [48] Qi-Bo Zeng, Shu Chen, and Rong Lü, “Anderson localization in the non-hermitian aubry-andré-harper model with physical gain and loss,” *Phys. Rev. A* **95**, 062118 (2017).
- [49] Longwen Zhou and Wenqian Han, “Driving-induced multiple \mathcal{PT} -symmetry breaking transitions and reentrant localization transitions in non-hermitian floquet quasicrystals,” *Phys. Rev. B* **106**, 054307 (2022).
- [50] Hui Jiang, Li-Jun Lang, Chao Yang, Shi-Liang Zhu, and Shu Chen, “Interplay of non-hermitian skin effects and anderson localization in nonreciprocal quasiperiodic lattices,” *Phys. Rev. B* **100**, 054301 (2019).
- [51] A. W. Kinross, M. Fu, T. J. Munsie, H. A. Dabkowska, G. M. Luke, Subir Sachdev, and T. Imai, “Evolution of quantum fluctuations near the quantum critical point of the transverse field ising chain system conb_2O_6 ,” *Phys. Rev. X* **4**, 031008 (2014).
- [52] Amit Dutta, Gabriel Aeppli, Bikas K Chakrabarti, Uma Divakaran, Thomas F Rosenbaum, and Diptiman Sen, “Quantum phase transitions in transverse field spin models: from statistical physics to quantum information,” *arXiv preprint arXiv:1012.0653* (2010).
- [53] Subir Sachdev, “Quantum phase transitions,” *Physics world* **12**, 33 (1999).
- [54] Tobias Hofmann, Tobias Helbig, Frank Schindler, Nora Salgo, Marta Brzezińska, Martin Greiter, Tobias Kiessling, David Wolf, Achim Vollhardt, Anton Kabaši, Ching Hua Lee, Ante Bilušić, Ronny Thomale, and Titus Neupert, “Reciprocal skin effect and its realization in a topoelectrical circuit,” *Phys. Rev. Res.* **2**, 023265 (2020).
- [55] Lei Xiao, Tianshu Deng, Kunkun Wang, Gaoyan Zhu, Zhong Wang, Wei Yi, and Peng Xue, “Non-hermitian bulk–boundary correspondence in quantum dynamics,” *Nature Physics* **16**, 761–766 (2020).
- [56] Tobias Helbig, Tobias Hofmann, S Imhof, M Abdelghany, T Kiessling, LW Molenkamp, CH Lee, A Szameit, M Greiter, and R Thomale, “Generalized bulk–boundary correspondence in non-hermitian topoelectrical circuits,” *Nature Physics* **16**, 747–750 (2020).
- [57] Emil J. Bergholtz, Jan Carl Budich, and Flore K. Kunst, “Exceptional topology of non-hermitian systems,” *Rev. Mod. Phys.* **93**, 015005 (2021).
- [58] Anis Maddi, Yves Auregan, Guillaume Penelet, Vincent Pagneux, and Vassos Achilleos, “Exact analogue of the hatano-nelson model in 1d continuous nonreciprocal systems,” *arXiv preprint arXiv:2306.12223* (2023).
- [59] A. McDonald, T. Pereg-Barnea, and A. A. Clerk, “Phase-dependent chiral transport and effective non-hermitian dynamics in a bosonic kitaev-majorana chain,” *Phys. Rev. X* **8**, 041031 (2018).
- [60] Kazuki Yokomizo and Shuichi Murakami, “Non-bloch band theory in bosonic bogoliubov–de gennes systems,” *Phys. Rev. B* **103**, 165123 (2021).