

Probing the Nature of Heavy Neutral Leptons in Direct Searches and Neutrinoless Double Beta Decay

Patrick D. Bolton,^a Frank F. Deppisch,^b Mudit Rai,^c Zhong Zhang^b

^a*SISSA, International School for Advanced Studies,
INFN, Sezione di Trieste, Via Bonomea 265, I-34136 Trieste, Italy*

^b*Department of Physics and Astronomy, University College London,
London WC1E 6BT, United Kingdom*

^c*Pittsburgh Particle Physics, Astrophysics, and Cosmology Center,
Department of Physics and Astronomy, University of Pittsburgh, Pittsburgh, USA*

E-mail: patrick.bolton@ts.infn.it, f.deppisch@ucl.ac.uk, mur4@pitt.edu,
zhong.zhang.19@ucl.ac.uk

ABSTRACT: Heavy Neutral Leptons (HNLs) are a popular extension of the Standard Model to explain the lightness of neutrino masses and the matter-antimatter asymmetry through leptogenesis. Future direct searches, such as fixed target setups like DUNE, and neutrinoless double beta decay are both expected to probe the regime of active-sterile neutrino mixing in a standard Seesaw scenario of neutrino mass generation for HNL masses around $m_N \lesssim 1$ GeV. Motivated by this, we analyse the complementarity between future direct searches and neutrinoless double beta decay to probe the nature of HNLs, i.e., whether they are Majorana or quasi-Dirac states, and CP-violating phases in the sterile neutrino sector. Following an analytic discussion of the complementarity, we implement a generic fixed target experiment modelling DUNE. We perform a statistical study in how a combined search for HNLs in direct searches and neutrinoless double beta decay, using DUNE and LEGEND-1000 as representative examples, can probe the nature of sterile neutrinos.

KEYWORDS: Heavy Neutral Leptons, Neutrinoless Double Beta Decay, DUNE, LEGEND

Contents

1	Introduction	2
2	Phenomenological Model	4
2.1	HNL Lagrangian	4
2.2	Active-Sterile Mixing Ratio Formulae	7
2.3	Approximate Ratio Formulae	8
3	Neutrinoless Double Beta Decay	10
3.1	In the Phenomenological Model	10
3.2	Approximate $0\nu\beta\beta$ Decay Rate	13
4	DUNE Experiment	17
4.1	Meson Production at DUNE	18
4.2	HNL Production from Meson Decay	18
4.3	HNL Decays	20
4.4	Majorana vs. Quasi-Dirac HNLs at DUNE	21
4.5	DUNE Acceptance	22
5	Probing HNLs with DUNE and LEGEND-1000	23
5.1	Analytical Comparison	24
5.2	Statistical Analysis	26
5.2.1	Signal at DUNE — Signal at LEGEND-1000	28
5.2.2	Signal at DUNE — No Signal at LEGEND-1000	29
5.2.3	No Signal at DUNE — Signal at LEGEND-1000	29
5.2.4	No Signal at DUNE — No Signal at LEGEND-1000	30
6	Conclusions	33
A	Extended Phenomenological Parametrisation	35
B	Phenomenological vs. Minimal Casas-Ibarra Parametrisation	37

1 Introduction

Heavy Neutral Leptons (HNLs) emerge in popular extensions of the Standard Model (SM). They naturally act as *sterile neutrinos*, unless forbidden to do so by any additional symmetries, as they are uncharged under the SM gauge groups. This also means that they can have a Majorana mass term, giving rise to the Seesaw mechanism [1–6] of neutrino mass generation. Ever since the observation of neutrino oscillations [7], such a mechanism has been urgently sought as the light neutrino masses demand the existence of physics beyond the SM, either through the presence of right-handed, i.e., sterile, neutrino states and/or New Physics breaking lepton number symmetry.

The conventional seesaw mechanism puts sterile neutrinos at a very high mass scale, which connects the light neutrino masses $m_\nu \sim (100 \text{ GeV})^2/\Lambda \lesssim 0.1 \text{ eV}$ [7, 8] to physics close to the Grand Unified Scale $\Lambda \sim 10^{15} \text{ GeV}$. With the realisation of low-scale leptogenesis scenarios as well as recent efforts to search for long-lived exotic particles, there is a strong interest to look for sterile neutrinos at much smaller scales. To keep the active neutrinos sufficiently light, the active-sterile neutrino mixing strength $|U_{\alpha N}|$ is expected to be small,

$$|U_{\alpha N}| \sim \sqrt{\frac{m_\nu}{m_N}} \approx 10^{-6} \sqrt{\frac{100 \text{ GeV}}{m_N}}, \quad (1.1)$$

for a single sterile neutrino with mass m_N . This describes a *seesaw floor* that needs to be probed experimentally to test low-scale type-I seesaw scenarios. This does not mean that other active-mixing strengths are not possible. Weaker strengths are trivially possible by assuming there is another source of light neutrino mass generation. Stronger strengths are possible by employing specific textures [9–21] or symmetries [12, 13, 19, 22–24] in a three-generation framework. By having additional copies in the sterile neutrino sector, it is likewise possible to decouple the scale of lepton number violation from the sterile neutrino mass scale. This allows large active-sterile mixing strengths for low-scale sterile neutrino masses, as realised in the inverse [25–27], linear [28–31] and generalised inverse seesaw [32–34]. The main feature of such scenarios is that the Majorana sterile neutrinos form quasi-Dirac pairs with opposite CP phases and a small mutual mass splitting which suppresses their joint contribution to the light neutrino masses and other lepton number violating observables such as neutrinoless double beta ($0\nu\beta\beta$) decay.

Following our analysis [41], we employ a general phenomenological parametrisation that is agnostic to the nature of the sterile neutrinos and that only assumes that active neutrinos receive their masses at tree level. We extend our parametrisation to include three generations of active neutrinos and two sterile states, all initially described as Weyl fermions. Motivated by the fact that both future $0\nu\beta\beta$ decay and direct searches are starting to probe the seesaw floor, we analyse the complementarity between the two classes of experiments, with a focus on the mass range $m_N = \mathcal{O}(1) \text{ GeV}$. In Fig. 1, we show the projected sensitivity of select future searches. Considering the constraints from BBN and existing searches, HNL masses must be larger than $m_N \gtrsim 300 \text{ MeV}$, and DUNE, SHiP and LEGEND-1000 can probe HNLs near the seesaw floor. The latter is highly sensitive to the nature of HNLs, i.e., whether they are Majorana or quasi-Dirac, and a potential interference

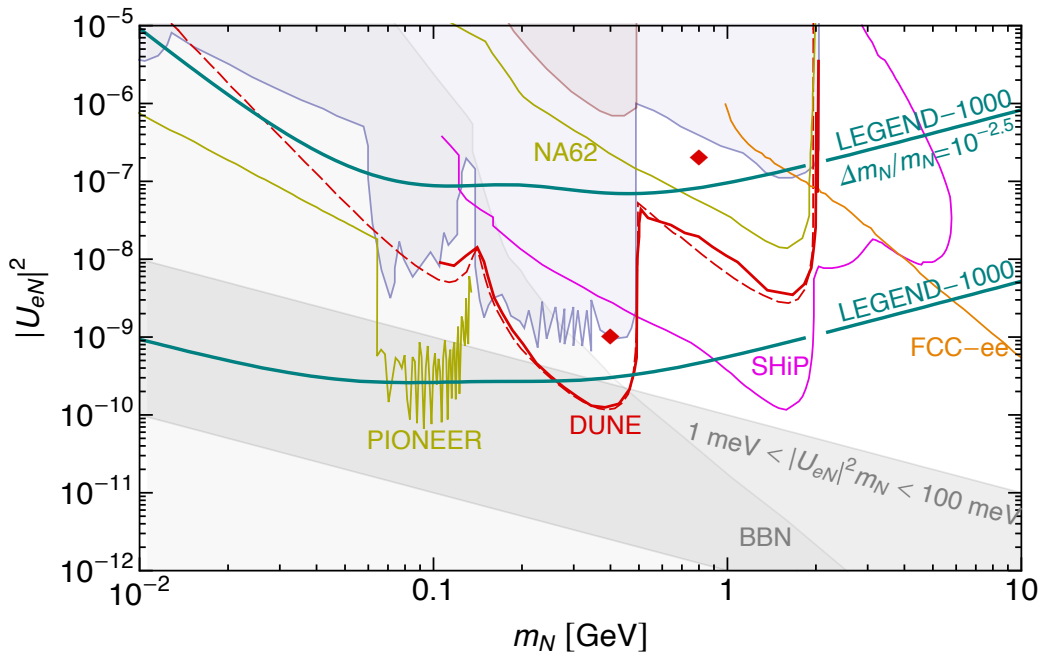


Figure 1: Projected sensitivities of future HNL searches on the electron active-sterile mixing strength $|U_{eN}|^2$ as a function of the HNL mass m_N . Shown are projections for the direct searches PIONEER [35], NA62 [36], DUNE [37], SHiP [38], FCC-ee [39] and the $0\nu\beta\beta$ decay experiment LEGEND-1000 [40]. The latter is shown for the contribution of a single Majorana HNL and a pair of quasi-Dirac HNL with a mass splitting of $\Delta m_N/m_N = 10^{-2.5}$ generating a light neutrino mass of $m_\nu = 10^{-2.5}$ eV. The shaded region is excluded from existing searches [41, 42] and the impact of the HNL on Big Bang Nucleosynthesis (BBN) [43]. The diagonal band indicates the seesaw floor with the notional neutrino mass $|U_{eN}|^2 m_N$ in the given range. The diamonds indicate benchmark scenarios used in the analysis.

with the light neutrino mass contribution. On the other hand, direct searches are largely independent of this, mainly probing the strength of the induced SM-like charged and neutral currents. We thus use the potential of the DUNE and LEGEND-1000 experiments to probe properties of sterile neutrinos, namely the mass splitting of a quasi-Dirac HNL, and its CP phase relative to that of the active neutrinos. These properties are crucial in understanding the role of HNLs in generating the matter-antimatter asymmetry of the universe through leptogenesis [44–47].

The remainder of this paper is organised as follows. In Sec. 2, we introduce the phenomenological model used in our analysis. We describe $0\nu\beta\beta$ decay in this model in Sec. 3 and the DUNE experiment as an example of a direct HNL search, in Sec. 4. In either case, we give a general description as well as approximate analytic formulae in the parameter space of interest. Section 5 then analyses what we can learn by combining searches in both DUNE and LEGEND-1000. We do so analytically, as well as using a Bayesian analysis incorporating statistical fluctuations. We discuss four different scenarios as examples of

possible experimental outcomes. In Sec. 6 we conclude our work with an outlook, and the Appendices A and B provide an extension of our parametrisation and a comparison with the Casas-Ibarra parametrisation, respectively.

2 Phenomenological Model

In this section we will discuss the addition of two SM-singlet Weyl fermions to the SM. Building on the work of [41], we will outline a useful phenomenological parametrisation which can describe the Majorana and quasi-Dirac limits of the HNL pair and their mixing with the light active neutrinos. We will derive the relations between the active-sterile mixing and CP phases that are necessary in order to generate the observed light neutrino oscillation parameters. While we keep the number of active generations \mathcal{N}_A general in what follows, for the purpose of comparing $0\nu\beta\beta$ decay and direct searches at DUNE in Sec. 5, we will consider only the first generation of SM fermions.

2.1 HNL Lagrangian

Extending the SM to include \mathcal{N}_S SM-singlet Weyl fermion fields N_{iR} , $i = 1, \dots, \mathcal{N}_S$, the following renormalisable terms can be added to the SM Lagrangian,

$$\mathcal{L} = \mathcal{L}_{\text{SM}} + i\bar{N}_{iR}\not{\partial}N_{iR} - (Y_\nu)_{\alpha i}\bar{L}_\alpha\tilde{H}N_{iR} - \frac{1}{2}(\mathcal{M}_S)_{ij}\bar{N}_{iR}^cN_{jR} + \text{h.c.} \quad (2.1)$$

Here, $L_\alpha = (\nu_{\alpha L}, \ell_{\alpha L})^T$ is the SM lepton doublet of flavour $\alpha = e, \mu, \tau$, $H = (H^0, H^-)^T$ is the SM Higgs doublet ($\tilde{H} = i\sigma_2 H$, where σ_2 is the second Pauli matrix), Y_ν is the neutrino Yukawa coupling, and \mathcal{M}_S is the Majorana mass matrix between the sterile states. It is convenient to rewrite the Lagrangian in Eq. (2.1) as

$$\mathcal{L} = \mathcal{L}_{\text{SM}} + i\bar{N}_{iR}\not{\partial}N_{iR} - \frac{1}{2}(\mathcal{M}_\nu)_{ij}\bar{n}_{iL}n_{jL}^c + \text{h.c.}, \quad (2.2)$$

where $n_L \equiv (\nu_{\alpha L}, N_{iR}^c)^T$ and the indices (i, j) now run over $\mathcal{N} = \mathcal{N}_A + \mathcal{N}_S$ states. Here, \mathcal{M}_ν is an $\mathcal{N} \times \mathcal{N}$ complex symmetric matrix,

$$\mathcal{M}_\nu = \begin{pmatrix} 0 & \mathcal{M}_D \\ \mathcal{M}_D^T & \mathcal{M}_S \end{pmatrix}, \quad (2.3)$$

where $\mathcal{M}_D = \frac{v}{\sqrt{2}}Y_\nu$ and $v = \langle H^0 \rangle \approx 246$ GeV is the Higgs vacuum expectation value. Without loss of generality, it is possible to perform a rotation among the sterile states so that $V^T\mathcal{M}_SV$ is diagonal, where V is an $\mathcal{N}_S \times \mathcal{N}_S$ unitary matrix. Alternatively, by exploiting the singular value decomposition of \mathcal{M}_D , the rotation among sterile states can be chosen such that $\mathcal{M}_DV = W^*\Sigma_D$, where W is an $\mathcal{N}_A \times \mathcal{N}_A$ unitary matrix and Σ_D is an $\mathcal{N}_A \times \mathcal{N}_S$ matrix with non-negative real numbers along the diagonal [32].

More generally, it is possible to rotate the active and sterile states to the mass basis by performing a unitary rotation on n_L , i.e.

$$n_L = P_L U \left(\underbrace{\nu_1, \dots}_{\mathcal{N}_A}, \underbrace{N_1, \dots}_{\mathcal{N}_S} \right)^T, \quad (2.4)$$

where $\nu_i = \nu_i^c$ and $N_\kappa = N_\kappa^c$ are Majorana fields and U is the $\mathcal{N} \times \mathcal{N}$ unitary matrix that diagonalises the mass matrix \mathcal{M}_ν . We are interested in the limit where the ν_i are *mostly-active* states and N_κ are *mostly-sterile* states (or HNLs). The former states have masses set by the neutrino oscillation data and mix primarily with active neutrino fields $\nu_{\alpha L}$, while the latter states have arbitrary masses and mix predominantly with the sterile fields $N_{\kappa R}^c$.

In the $\mathcal{N}_S = 2$ case, we can express the mass matrix as

$$\mathcal{M}_\nu = \begin{pmatrix} 0 & \mathcal{M}_{D,1} & \mathcal{M}_{D,2} \\ \mathcal{M}_{D,1}^T & \mu_R & m_S \\ \mathcal{M}_{D,2}^T & m_S & \mu_S \end{pmatrix} = U \begin{pmatrix} m_\nu & 0 & 0 \\ 0 & m_N & 0 \\ 0 & 0 & m_N(1+r_\Delta) \end{pmatrix} U^T, \quad (2.5)$$

where $(\mathcal{M}_{D,1})_\alpha = (\mathcal{M}_D)_{\alpha 1}$ and $(\mathcal{M}_{D,2})_\alpha = (\mathcal{M}_D)_{\alpha 2}$. Here, m_ν is an $\mathcal{N}_A \times \mathcal{N}_A$ diagonal matrix containing the observed light neutrino masses, m_N is the mass of the lighter HNL, and $r_\Delta = \Delta m_N / m_N$ (where Δm_N is the mass splitting between the HNL pair). We make the usual observation that for $\mathcal{N}_A + \mathcal{N}_S = 3 + 2$, the rank of the matrix \mathcal{M}_ν is 4, and therefore one of the light neutrinos is massless. This scenario is still compatible with the neutrino oscillation data for the normal and inverted neutrino mass orderings.

A non-zero mixing between the active neutrinos and possible sterile states is felt by the SM charged- and neutral-current interactions. For example, taking the charged lepton Yukawa matrix Y_ℓ to be diagonal, the charged-current can be written as

$$\begin{aligned} \mathcal{L}_{W^\pm} &= -\frac{g}{\sqrt{2}} \bar{\ell}_{\alpha L} \mathcal{W}^\dagger \nu_{\alpha L} + \text{h.c.} \\ &= -\frac{g}{\sqrt{2}} U_{\alpha i} \bar{\ell}_{\alpha L} \mathcal{W}^\dagger P_L \nu_i - \frac{g}{\sqrt{2}} U_{\alpha N_\kappa} \bar{\ell}_{\alpha L} \mathcal{W}^\dagger P_L N_\kappa + \text{h.c.}, \end{aligned} \quad (2.6)$$

where we see that the mixing $U_{\alpha N_\kappa}$ couples charged leptons to HNLs. This interaction allows HNLs to mediate $0\nu\beta\beta$ decay and be produced via meson decays.

It is conventional to express an $\mathcal{N} \times \mathcal{N}$ unitary matrix in terms of $\mathcal{N}(\mathcal{N}-1)/2$ mixing angles and $\mathcal{N}(\mathcal{N}+1)/2$ phases. For the mixing matrix U , \mathcal{N}_A phases can be eliminated through a rephasing of the charged lepton fields in Eq. (2.6). Note that only the upper $\mathcal{N}_A \times \mathcal{N}$ sub-block of U appears in Eq. (2.6), and so all mixing angles and phases that do not appear in this sub-block are therefore unphysical. This freedom is equivalent to the arbitrary rotation among the sterile states discussed below Eq. (2.3). The mixing matrix U can be expressed as a combination of real and complex Euler rotations; for example, in the $3+2$ scenario, a useful parametrisation of U is [48, 49]

$$U = W_{N_1 N_2} W_{3 N_2} W_{2 N_2} W_{1 N_2} W_{3 N_1} W_{2 N_1} W_{1 N_1} R_{23} W_{13} R_{12} D. \quad (2.7)$$

Here, W_{ij} (R_{ij}) is a unitary, unimodular matrix describing a complex (real) rotation in the i - j plane, which can be written as

$$[W_{ij}]_{rs} = \delta_{rs} + (\cos \vartheta_{ij} - 1)(\delta_{ir}\delta_{is} + \delta_{jr}\delta_{js}) + \sin \vartheta_{ij}(e^{-i\eta_{ij}}\delta_{ir}\delta_{js} - e^{i\eta_{ij}}\delta_{ir}\delta_{js}), \quad (2.8)$$

with $\vartheta_{ij} \in [0, \pi/2]$ and $\eta_{ij} \in [0, 2\pi]$, while R_{ij} is given by Eq. (2.8) with $\eta_{ij} = 0$. The angles ϑ_{12} , ϑ_{13} and ϑ_{23} and phase η_{13} contained in R_{12} , W_{13} and R_{23} are taken to be the mixing

angles and Dirac CP phase in the PMNS mixing matrix. The matrices W_{iN_κ} in Eq. (2.7) contain six angles ϑ_{iN_κ} , which control the active-sterile mixing strengths, and six Dirac CP phases η_{iN_κ} ; for convenience, we introduce the notation $\vartheta_{i\kappa} \equiv \vartheta_{iN_\kappa}$, $c_{i\kappa} \equiv \cos \vartheta_{iN_\kappa}$, $s_{i\kappa} \equiv \sin \vartheta_{iN_\kappa}$ and $\eta_{i\kappa} \equiv \eta_{iN_\kappa}$. Finally, four (Majorana) CP phases which are defined to lie in the range $[0, 4\pi]$ are contained in the diagonal matrix

$$D = \text{diag}(1, e^{i\alpha_{21}/2}, e^{i\alpha_{31}/2}, e^{i\phi_1/2}, e^{i\phi_2/2}), \quad (2.9)$$

where α_{21} and α_{31} correspond to the usual Majorana phases in the PMNS mixing matrix. In the $3 + 2$ model where $m_{\text{lightest}} = 0$, only a single Majorana phase appearing in the PMNS mixing matrix is physically relevant; this is the combination $(\alpha_{21} - \alpha_{31})$ in the normal ordering (NO) scenario, where $m_1 = 0$, and α_{21} in the inverted ordering (IO) scenario, where $m_3 = 0$. Both scenarios are covered by setting $\alpha_{31} = 0$.

In the neutrino mass matrix \mathcal{M}_ν in Eq. (2.5), the upper-left $\mathcal{N}_A \times \mathcal{N}_A$ sub-block is zero because a mass term of the form $\bar{\nu}_{\alpha L} \nu_{\beta L}^c$ violates $\text{SU}(2)_L$. Equating the two sides of Eq. (2.5) gives the following relation between the light neutrino masses m_i and HNL masses m_{N_κ} ,

$$(\mathcal{M}_\nu)_{\alpha\beta} = 0 \quad \Rightarrow \quad 0 = \sum_{i=1}^{\mathcal{N}_A} m_i U_{\alpha i} U_{\beta i} + \sum_{k=1}^{\mathcal{N}_S} m_{N_\kappa} U_{\alpha N_\kappa} U_{\beta N_\kappa}. \quad (2.10)$$

However, this relation is only valid at tree level. The light neutrino masses also acquire a contribution at one-loop from self-energy diagrams involving Higgs and Z bosons [9, 50, 51]. However, for HNL masses $m_{N_\kappa} \lesssim 1$ GeV and active-sterile mixing $|U_{eN_\kappa}|^2 \lesssim 10^{-6}$ probed by $0\nu\beta\beta$ decay and DUNE, the one-loop corrections can be safely neglected [41].

In the limit $s_{i\kappa} \approx \vartheta_{i\kappa} \ll 1$ and $c_{i\kappa} \approx 1$, the upper-left $\mathcal{N}_A \times \mathcal{N}_A$ sub-block of U is approximately the PMNS mixing matrix, i.e. $U_{\alpha i} \approx (U_{\text{PMNS}})_{\alpha i}$. Deviations from the unitarity of U_ν are controlled by the size of the angles $\vartheta_{i\kappa}$, but it is safe to ignore this effect in the regime probed by $0\nu\beta\beta$ decay and DUNE. The active-sterile mixing in Eqs. (2.6) and (2.10) is now given by

$$U_{\alpha N_\kappa} \approx \Theta_{\alpha\kappa} \equiv s_{i\kappa} e^{i\phi_{i\kappa}/2}, \quad (2.11)$$

where $\phi_{i\kappa} \equiv \phi_\kappa - 2\eta_{i\kappa}$. In the limit $\vartheta_{i\kappa} \ll 1$, there is a correspondence between the mass index i and the flavour index α , i.e. $e, \mu, \tau \Leftrightarrow 1, 2, 3$, and so in the remainder of this work we use $s_{\alpha k}$ and $\phi_{\alpha k}$. The phase $\phi_{\alpha\kappa}$ controls the CP-violating nature of the charged-current interaction between ℓ_α and N_κ in Eq. (2.6)¹. With these simplifications, the relation in Eq. (2.10) can be written in the $\mathcal{N}_S = 2$ case as

$$m_{\alpha\beta}^\nu + m_N \Theta_{\alpha 1} \Theta_{\beta 1} + m_N (1 + r_\Delta) \Theta_{\alpha 2} \Theta_{\beta 2} = 0, \quad (2.12)$$

¹Enforcing the diagonalised neutrino mass matrix to be invariant under CP, the HNL mass eigenstate N_κ transforms as $U_{\text{CP}} N_\kappa U_{\text{CP}}^{-1} = \pm i \gamma^0 N_\kappa^c$. The charged-current between ℓ_α and N_κ in Eq. (2.6) then transforms as $U_{\text{CP}} \mathcal{L}_{W^\pm} U_{\text{CP}}^{-1} \supset \mp \frac{g}{\sqrt{2}} i (\xi_{\ell_\alpha}^{\text{CP}})^* \bar{N}_\kappa \not{W} P_L U_{\alpha N_\kappa} \ell_{\alpha L} + \text{h.c.}$, where $(\xi_{\ell_\alpha}^{\text{CP}})^*$ is the CP parity of ℓ_α . Taking $\xi_{\ell_\alpha}^{\text{CP}} = i$ implies that CP is conserved for $U_{\alpha N_\kappa}^* = \pm U_{\alpha N_\kappa}$, or equivalently for $e^{i\phi_{\alpha\kappa}} = \pm 1$. The arbitrariness of $\xi_{\ell_\alpha}^{\text{CP}}$ is eliminated when considering relative phase differences, e.g. $\Delta\phi_\alpha = \phi_{\alpha 2} - \phi_{\alpha 1}$. CP is conserved for $e^{i\Delta\phi_\alpha} = \pm 1$.

where $m_{\alpha\beta}^\nu \equiv \sum_i^3 m_i U_{\alpha i} U_{\beta i}$. In the next subsection, we will use this result to derive relations between the active-sterile mixing strengths $s_{\alpha k}$ to reproduce the light neutrino masses, mixing angles and phases contained in $m_{\alpha\beta}^\nu$.

2.2 Active-Sterile Mixing Ratio Formulae

If a pair HNLs exists in nature, their masses (m_N, r_Δ), active-sterile mixing ($s_{\alpha 1}, s_{\alpha 2}$) and CP phases ($\phi_{\alpha 1}, \phi_{\alpha 2}$), for the flavour $\alpha = e, \mu, \tau$ can in principle be measured experimentally. Furthermore, if the HNL pair is the sole (or dominant) contribution to the light neutrino masses and mixing, Eq. (2.12) implies that there are correlations among these measurable quantities. If an HNL pair is found that does not follow Eq. (2.12), it cannot be the only contribution to the light neutrino masses. For example, there may exist more than two HNLs; we generalise Eq. (2.12) and the results derived below to the $3 + \mathcal{N}_S$ model in Appendix A.

We can insert into the neutrino mass matrix $m_{\alpha\beta}^\nu$ the light neutrino masses, mixing angles and Dirac CP phase inferred from the neutrino oscillation data; however, the Majorana phases α_{21} and α_{31} remain unconstrained. Taking the lightest neutrino to be massless, as implied in the $3 + 2$ model, we have

$$m_{\alpha\beta}^\nu = m_i U_{\alpha i} U_{\beta i} + m_j U_{\alpha j} U_{\beta j}, \quad (2.13)$$

where $(i, j) = (2, 3)$ and $(1, 2)$ in the NO and IO scenarios, respectively. Now only a single unconstrained Majorana phase is physically relevant, which we can choose to be α_{21} .

We first consider the constraint $(\mathcal{M}_\nu)_{\alpha\beta} = 0$ for $\alpha = \beta$, i.e. the constraints along the diagonal of Eq. (2.5). The expression in Eq. (2.12) can be rearranged to give

$$\frac{\Theta_{\alpha 2}^2}{\Theta_{\alpha 1}^2} = -\frac{1 + x_{\alpha\alpha}^\alpha}{1 + r_\Delta}; \quad x_{\alpha\beta}^\rho \equiv \frac{m_{\alpha\beta}^\nu}{m_N \Theta_{\alpha 1}^2}. \quad (2.14)$$

Using $\Theta_{\alpha\kappa} \equiv s_{\alpha\kappa} e^{i\phi_{\alpha\kappa}/2}$, it is now straightforward find

$$\frac{s_{\alpha 2}^2}{s_{\alpha 1}^2} = \frac{|1 + x_{\alpha\alpha}^\alpha|}{1 + r_\Delta}, \quad \cos \Delta\phi_\alpha = -\frac{\text{Re}[1 + x_{\alpha\alpha}^\alpha]}{|1 + x_{\alpha\alpha}^\alpha|} = \frac{|x_{\alpha\alpha}^\alpha|^2 - 1 - |1 + x_{\alpha\alpha}^\alpha|^2}{2|1 + x_{\alpha\alpha}^\alpha|}, \quad (2.15)$$

where we have used $|x_{\alpha\alpha}^\alpha|^2 = 1 + |1 + x_{\alpha\alpha}^\alpha|^2 - 2\text{Re}[1 + x_{\alpha\alpha}^\alpha]$. Written in this way, we see that in order to reproduce the light neutrino data in $m_{\alpha\alpha}^\nu$ (up to a value of the Majorana phase α_{21}), the values of $s_{\alpha 2}$ and $\cos \Delta\phi_\alpha$ are fixed by $m_N, r_\Delta, s_{\alpha 1}$ and $\phi_{\alpha 1}$.

If we instead consider $(\mathcal{M}_\nu)_{\alpha\beta} = 0$ for $\alpha \neq \beta$, i.e., the off-diagonal constraints of Eq. (2.5), we obtain

$$\frac{\Theta_{\beta 1}}{\Theta_{\alpha 1}} = \frac{x_{\alpha\beta}^\alpha \pm \sqrt{(x_{\alpha\beta}^\alpha)^2 - x_{\alpha\alpha}^\alpha x_{\beta\beta}^\alpha} \sqrt{1 + x_{\alpha\alpha}^\alpha}}{x_{\alpha\alpha}^\alpha} \equiv y_{\alpha\beta}^\alpha, \quad (2.16)$$

which can be used to find

$$\frac{s_{\beta 1}^2}{s_{\alpha 1}^2} = |y_{\alpha\beta}^\alpha|^2, \quad \cos(\phi_{\beta 1} - \phi_{\alpha 1}) = \frac{\text{Re}[(y_{\alpha\beta}^\alpha)^2]}{|y_{\alpha\beta}^\alpha|^2}. \quad (2.17)$$

Combining Eqs. (2.14) and (2.16), it is also possible to write,

$$\frac{\Theta_{\beta 2}}{\Theta_{\alpha 1}} = \pm i \sqrt{\frac{(y_{\alpha\beta}^\alpha)^2 + x_{\beta\beta}^\alpha}{1 + r_\Delta}}, \quad (2.18)$$

and therefore all active-sterile mixing strengths $s_{\beta i}$ and CP phases $\phi_{\beta i}$ (for $\alpha \neq \beta$) can be written in terms of $m_{\alpha\beta}^\nu$ (containing the light neutrino masses, mixing angles and Dirac CP phase from the neutrino oscillation data and a single Majorana phase α_{21} for $m_{\text{lightest}} = 0$), the HNL masses m_N and $m_N(1 + r_\Delta)$, a single active-sterile mixing $s_{\alpha 1}$ and CP phase $\phi_{\alpha 1}$ for a particular flavour α . We note that this approach is very similar to the Casas-Ibarra parametrisation [52], which splits the mixing matrix U into sub-blocks and uses the relation $(\mathcal{M}_\nu)_{\alpha\beta} = 0$ to express the active-sterile mixing strengths in terms of the light neutrino masses, mixing angles and phases, HNL masses and arbitrary angles in a complex orthogonal matrix R . In Appendix B, we compare the phenomenological approach summarised in this section to the minimal $3 + 2$ parametrisation of [53].

An interesting limit to consider for Eqs. (2.14) and (2.16) is $|x_{\alpha\beta}^\alpha| \ll 1$, or equivalently $s_{\alpha 1}^2 \gg |m_{\alpha\beta}^\nu|/m_N$, which is exactly the *inverse seesaw* limit. With the massless lightest neutrino implied by the $3 + 2$ model, we obtain

$$s_{\alpha 2}^2 \approx \frac{s_{\alpha 1}^2}{1 + r_\Delta}, \quad \cos \Delta\phi_\alpha = -1, \quad y_{\alpha\beta}^\alpha \approx \frac{\sqrt{m_i} U_{\beta i} \mp i\sqrt{m_j} U_{\beta j}}{\sqrt{m_i} U_{\alpha i} \mp i\sqrt{m_j} U_{\alpha j}}, \quad (2.19)$$

where $(i, j) = (2, 3)$ and $(1, 2)$ in the NO and IO cases, respectively. As discussed in Appendix A, the choice of sign in Eqs. (2.16) and (2.18), and therefore $y_{\alpha\beta}^\alpha$ in Eq. (2.19), is arbitrary. We choose the positive sign and allow the physically-relevant Majorana phase α_{21} in the $U_{\alpha i}$ to lie in the range $[0, 4\pi]$, which takes into account both values of the sign.

In Fig. 2 (left), we depict two regions in the (s_{e1}^2, s_{e2}^2) plane that are compatible with the $(\mathcal{M}_\nu)_{ee} = 0$ constraint for fixed $m_N = 400$ MeV and $r_\Delta = 10^{-0.5}$, but allowing α_{21} and ϕ_{e1} to vary. The blue and green shaded regions are for the NO and IO scenarios, respectively. We see that the regions can tend to small s_{e1}^2 or s_{e2}^2 values while the other mixing strength remains constant. To the upper right, the region can also tend to large values of both mixing strengths; here, the ratio s_{e2}^2/s_{e1}^2 follows the relation in Eq. (2.19). These limits will be discussed in more detail in the next subsection.

2.3 Approximate Ratio Formulae

We will now examine Eq. (2.14) in the simple $1 + 2$ model, with the active neutrino flavour $\alpha = e$. These results will allow a broad strokes comparison of $0\nu\beta\beta$ decay and DUNE in the following sections. The light neutrino mass matrix element $m_{\alpha\beta}^\nu$ is simply replaced by m_ν , which gives the expression,

$$s_{e2}^2 = \frac{|r_\nu + s_{e1}^2 e^{i\phi_{e1}}|}{1 + r_\Delta} = \frac{\sqrt{r_\nu^2 + s_{e1}^4 + 2r_\nu s_{e1}^2 \cos \phi_{e1}}}{1 + r_\Delta}, \quad (2.20)$$

where we have defined $r_\nu \equiv m_\nu/m_N$. In Fig. 2 (right), we use Eq. (2.20) to plot $s_{e2}^2(1 + r_\Delta)/r_\nu$ as a function of s_{e1}^2/r_ν for different values of $\cos \phi_{e1}$. The blue region formed for

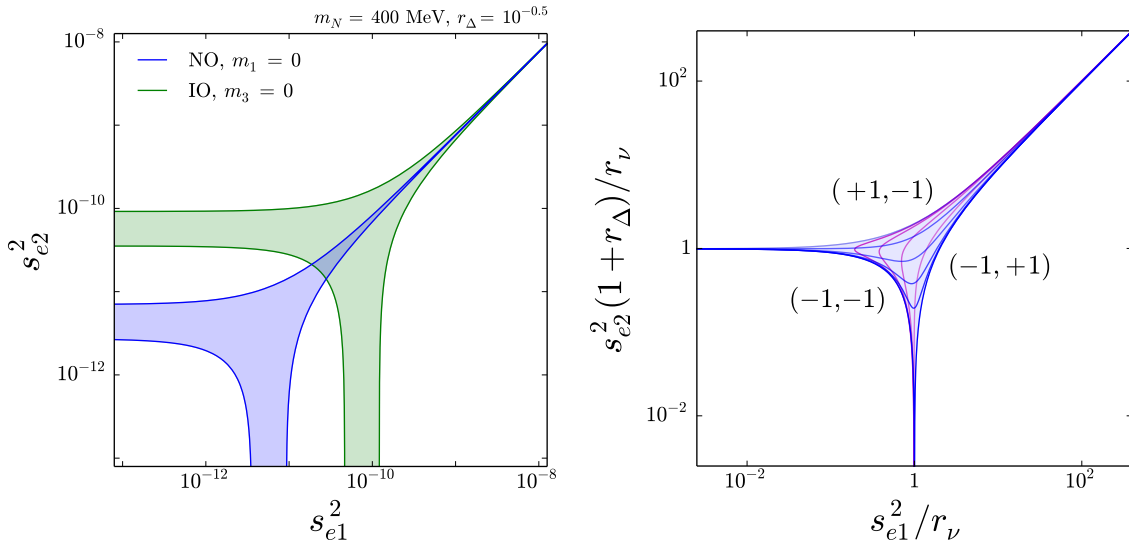


Figure 2: (Left) Regions in the (s_{e1}^2, s_{e2}^2) plane that are compatible with Eq. (2.14) in the 3 + 2 model, showing the NO (blue) and IO (green) cases for $m_N = 400$ MeV, $r_\Delta = 10^{-0.5}$ and $m_{\text{lightest}} = 0$. (Right) Region in the $(s_{e1}^2/r_\nu, s_{e2}^2(1+r_\Delta)/r_\nu)$ plane that is compatible with Eq. (2.14) in the simple 1 + 2 model. The blue and magenta lines are contours of constant $\cos \phi_{e1}$ and $\cos \phi_{e2}$, respectively; their values on the edges of the allowed region are shown in parentheses.

$\cos \phi_{e1} \in [-1, 1]$ indicates the region in the $(s_{e1}^2/r_\nu, s_{e2}^2(1+r_\Delta)/r_\nu)$ plane that is compatible with $(\mathcal{M}_\nu)_{ee} = 0$. Every point in the parameter space has an associated value of $\cos \phi_{e1}$ and $\cos \phi_{e2}$; in Fig. 2 the values of these phases on the extremities of the allowed region are shown. Likewise, the value of $\cos \Delta\phi_e$ is given by

$$\begin{aligned} \cos \Delta\phi_e &= \frac{r_\nu^2 - s_{e1}^4 - (1+r_\Delta)^2 s_{e2}^4}{2(1+r_\Delta)s_{e1}^2 s_{e2}^2} = \frac{r_\nu^2 - s_{e1}^4 - |s_{e1}^2 + r_\nu e^{-i\phi_{e1}}|^2}{2s_{e1}^2 |s_{e1}^2 + r_\nu e^{-i\phi_{e1}}|} \\ &= -\frac{s_{e1}^2 + r_\nu \cos \phi_{e1}}{\sqrt{r_\nu^2 + s_{e1}^4 + 2r_\nu s_{e1}^2 \cos \phi_{e1}}}. \end{aligned} \quad (2.21)$$

The relevant limits of Eq. (2.20) are made clear from Fig. 2; firstly, the thin extensions to the left and bottom of the allowed region indicate that the active-sterile mixing strengths tend to constant values when the other mixing is much smaller than r_ν , i.e.,

$$s_{e1}^2 = r_\nu, \quad \cos \phi_{e1} = -1 \quad (s_{e2}^2 \ll r_\nu/(1+r_\Delta)), \quad (2.22)$$

$$s_{e2}^2 = \frac{r_\nu}{1+r_\Delta}, \quad \cos \phi_{e2} = -1 \quad (s_{e1}^2 \ll r_\nu). \quad (2.23)$$

This is exactly the *standard seesaw* scenario, where one of the HNL states generates the light neutrino mass at tree level, while the other decouples. In each case, the value of one phase is constrained, while the phase difference can take any value. Secondly, the thin extension to the upper right of the allowed region suggests that the active-sterile mixing

can also tend values much larger than r_ν . In this limit,

$$s_{e2}^2 = \frac{s_{e1}^2}{1 + r_\Delta}, \quad \cos \Delta\phi_e = -1 \quad (s_{e1}^2 \gg r_\nu). \quad (2.24)$$

This is nothing other than the *inverse seesaw* scenario, where both HNL states have a large active-sterile mixing, but a cancellation ensures that their combined contribution to the tree level neutrino mass is small.

3 Neutrinoless Double Beta Decay

In this section we will examine the $0\nu\beta\beta$ decay process in the phenomenological parametrisation set out in Sec. 2. Firstly, we will provide a general formula for the $0\nu\beta\beta$ decay half-life in the $3 + 2$ model, examining how an experimental measurement of $0\nu\beta\beta$ decay can be used to constrain the active-sterile mixing and phases for a given HNL mass m_N and mass splitting ratio r_Δ . We will then simplify to the $1 + 2$ scenario, considering only the first generation. Various limits of the resulting formulae will be investigated.

3.1 In the Phenomenological Model

The $0\nu\beta\beta$ decay rate or inverse half-life, taking into the account the exchange of \mathcal{N}_A active neutrinos and \mathcal{N}_S sterile neutrinos, can be written as

$$\frac{\Gamma_{0\nu\beta\beta}}{\ln 2} = \frac{1}{T_{1/2}^{0\nu}} = \frac{G_{0\nu} g_A^4}{m_e^2} \left| \sum_i^{\mathcal{N}_A} U_{ei}^2 m_i \mathcal{M}^{0\nu}(m_i) + \sum_k^{\mathcal{N}_S} U_{eN_k}^2 m_{N_k} \mathcal{M}^{0\nu}(m_{N_k}) \right|^2, \quad (3.1)$$

where $G_{0\nu}$ is the kinematical phase space factor for the $0\nu\beta\beta$ decay isotope, g_A is the axial coupling strength, m_e is the electron mass, and $\mathcal{M}^{0\nu}(m_i)$ is the nuclear matrix element (NME) of the process, which depends on the mass m_i of the exchanged neutrino and encodes the non-trivial transition between initial and final-state nuclei.

The typical energy scale of $0\nu\beta\beta$ decay, $p_F \sim 100$ MeV (the Fermi momentum of a nucleus), is much smaller than the electroweak scale. The first step in deriving Eq. (3.1) is therefore to write the interactions between the quarks, outgoing electrons and exchanged neutrino as the effective Fermi interaction, i.e. the low-energy limit of the charged-current interaction in Eq. (2.6). Due to the non-perturbative nature of QCD, this description of $0\nu\beta\beta$ decay in terms of quarks and gluons breaks down below the GeV scale. It becomes necessary to use chiral perturbation theory to characterise pions and nucleons as degrees of freedom below the chiral symmetry breaking scale $\Lambda_\chi \sim 1$ GeV. In turn, chiral effective field theory (EFT) and the non-relativistic limit must be used to describe the many-nucleon initial and final states. These steps go into calculating the NMEs in Eq. (3.1); this has been performed numerically using many-body methods such as the quasi-particle random phase approximation (QRPA), shell model and interacting boson model (IBM-2). More recently, *ab initio* methods have been used to calculate the NMEs directly from the chiral EFT [54].

The mass of the exchanged neutrino has a large impact on the above discussion. For $m_i \lesssim Q_{\beta\beta}$, where $Q_{\beta\beta} = E_I - E_F - 2m_e \sim \mathcal{O}(\text{MeV})$ is the Q -value of the isotope (E_I and E_F are the energies of the initial and final nuclei, respectively), the $0\nu\beta\beta$ decay rate

NME	\mathcal{M}_F	\mathcal{M}_{GT}^{AA}	$\mathcal{M}'_{GT}{}^{AP}$	$\mathcal{M}''_{GT}{}^{PP}$	$\mathcal{M}'_{GT}{}^{WW}$	$\mathcal{M}'_T{}^{AP}$	$\mathcal{M}''_T{}^{PP}$	$\mathcal{M}'_T{}^{WW}$	$\mathcal{M}_\nu^{0\nu}$	$\mathcal{M}_N^{0\nu}$
\mathcal{M}_X	-0.780	6.062	0.036	0.00034	0.089	-0.010	-0.00014	-0.035	-5.28	-
$\mathcal{M}_{X,\text{sd}}$	-48.89	170.0	2.110	0.028	2.945	-1.310	-0.022	-6.541	-	-194

Table 1: Standard and short-distance Fermi, Gamow-Teller and tensor NMEs of ^{76}Ge and the resulting *light* and *heavy* NMEs used in the simple interpolation formula of Eq. (3.6).

is dominated by the exchange of *potential* neutrinos, with $(p^0, \mathbf{p}) \sim (0, p_F)$, and *hard* neutrinos, with $p^0 \sim \mathbf{p} \sim \Lambda_\chi$ [55, 56]. In this limit, the NMEs can be written as

$$\mathcal{M}^{0\nu}(m_i \lesssim Q_{\beta\beta}) = \frac{g_V^2}{g_A^2} \mathcal{M}_F - \frac{2m_e m_p g_\nu^{NN}}{g_A^2} \mathcal{M}_{F,\text{sd}} - \mathcal{M}_{GT} + \mathcal{M}_T, \quad (3.2)$$

where \mathcal{M}_F is the Fermi NME, while

$$\mathcal{M}_{GT} = \mathcal{M}_{GT}^{AA} - \frac{g_P}{6g_A} \mathcal{M}'_{GT}{}^{AP} + \frac{(g_V + g_W)^2}{6g_A^2} \mathcal{M}'_{GT}{}^{WW} + \frac{g_P^2}{48g_A^2} \mathcal{M}''_{GT}{}^{PP}, \quad (3.3)$$

$$\mathcal{M}_T = \frac{g_P}{6g_A} \mathcal{M}'_T{}^{AP} + \frac{(g_V + g_W)^2}{12g_A^2} \mathcal{M}'_T{}^{WW} - \frac{g_P^2}{48g_A^2} \mathcal{M}''_T{}^{PP}, \quad (3.4)$$

are the Gamow-Teller and tensor NMEs. In Eq. (3.2), m_p is the proton mass and $g_V = 1$, $g_W = 3.7$ and $g_P = 231$ are the vector, magnetic and pseudoscalar charges, respectively [57]. The potential neutrinos contribute to \mathcal{M}_F , \mathcal{M}_{GT} and \mathcal{M}_T , while the hard neutrinos induce the term proportional to $g_\nu^{NN} \sim 1/(2F_\pi)^2$, $F_\pi = 92.2$ MeV, which is a low-energy constant (LEC) describing the short-range nucleon-nucleon coupling. This term contains the *short-range* Fermi NME $\mathcal{M}_{F,\text{sd}}$, which is found by replacing the long-range neutrino potential in the calculation of the Fermi NME with a short-range potential (we use the normalisation factor of $m_e m_p$ similar to [57, 58] instead of m_π^2 used by [56]). All NMEs in Eqs. (3.2)-(3.4) are given in Table 1 for ^{76}Ge .

If the exchanged neutrinos are instead much heavier than the chiral symmetry breaking scale, $m_{N_\kappa} \gg \Lambda_\chi$, they must be integrated out before matching onto the chiral perturbation theory; the exchange of such states is then described by a dimension-nine operators [56, 59, 60]. Neutrinos in the intermediate mass region $Q_{\beta\beta} \lesssim m_{N_\kappa} \lesssim \Lambda_\chi$ are much more difficult to describe, as loop corrections scaling as $\sim m_{N_\kappa}/\Lambda_\chi$ become large. Nevertheless, it is possible to approximate this intermediate region by applying an interpolating formula between the well-understood low- and high-mass regions. In the treatment of [56], this involves constructing an interpolating formula for each NME \mathcal{M}_X appearing in Eqs. (3.2)-(3.4), for example,

$$\mathcal{M}_{X(\text{sd})}^{\text{int}}(m_{N_\kappa}) = \mathcal{M}_{X(\text{sd})} \frac{\langle \mathbf{p}_X^2 \rangle}{\langle \mathbf{p}_X^2 \rangle + m_{N_\kappa}^2}; \quad \langle \mathbf{p}_X^2 \rangle \equiv m_e m_p \left| \frac{\mathcal{M}_{X,\text{sd}}}{\mathcal{M}_X} \right|, \quad (3.5)$$

where $\langle \mathbf{p}_X^2 \rangle \sim p_F^2$. An interpolating formula can also be formulated for g_ν^{NN} , which connects the LEC for hard neutrino exchange to other LECs from dimension-nine operators. Rather than using an interpolation formula for each NME in Eqs. (3.2)-(3.4), a more naive approach

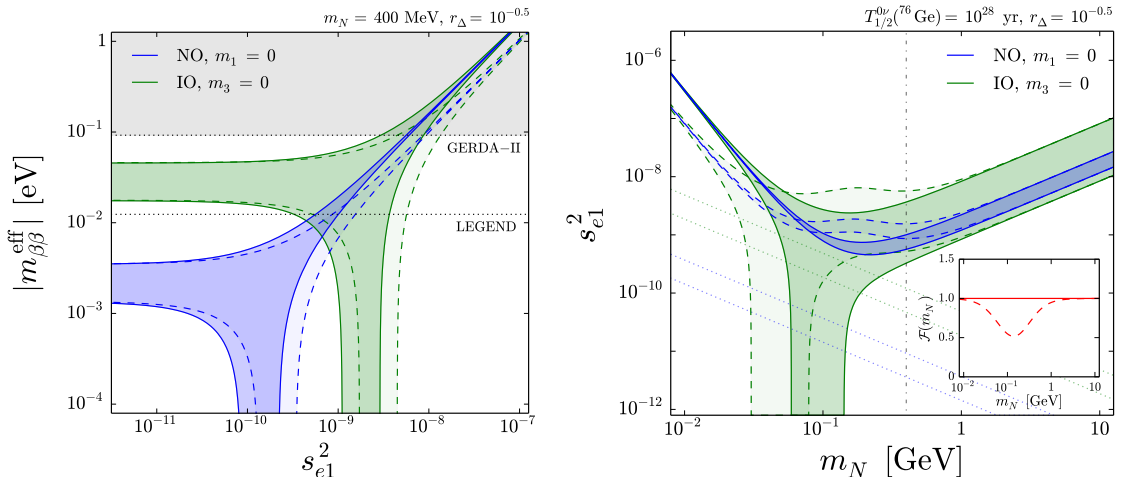


Figure 3: (Left) In the $3 + 2$ model, the effective Majorana mass $|m_{\beta\beta}^{\text{eff}}|$ from the $0\nu\beta\beta$ decay of ^{76}Ge as a function of the active-sterile mixing s_{e1}^2 for $m_N = 400$ MeV, $r_{\Delta} = 10^{-0.5}$, marginalising over α_{21} and ϕ_{e1} in the NO (blue shaded) and IO (green shaded) scenarios with $m_{\text{lightest}} = 0$. (Right) Regions in the (m_N, s_{e1}^2) parameter space compatible with a measured $0\nu\beta\beta$ decay half-life of $T_{1/2}^{0\nu}(^{76}\text{Ge}) = 10^{28}$ yr, for a mass splitting ratio of $r_{\Delta} = 10^{-0.5}$ in the NO (blue) and IO (green) scenarios, marginalising over α_{21} and ϕ_{e1} . Solid lines use $\mathcal{F}(m_N) = 1$, dashed lines the more accurate interpolating formula (shown in the inset). The corresponding seesaw lines, $s_{e1}^2 = |m_{ee}^{\nu}|/m_N$, are shown (dotted).

is to interpolate between the low- and high-mass limits of the whole NME $\mathcal{M}^{0\nu}$. For example,

$$\widetilde{\mathcal{M}}_{0\nu}^{\text{int}}(m_{N_{\kappa}}) = \mathcal{M}_{\nu}^{0\nu} \frac{\langle \mathbf{p}^2 \rangle}{\langle \mathbf{p}^2 \rangle + m_{N_{\kappa}}^2}; \quad \langle \mathbf{p}^2 \rangle \equiv m_e m_p \left| \frac{\mathcal{M}_N^{0\nu}}{\mathcal{M}_{\nu}^{0\nu}} \right|, \quad (3.6)$$

where the *light* NME $\mathcal{M}_{\nu}^{0\nu}$ is the expression in Eq. (3.2) and the *heavy* NME $\mathcal{M}_N^{0\nu}$ is given by Eq. (3.2) with $g_{\nu}^{NN} \rightarrow 0$ and $\mathcal{M}_X \rightarrow \mathcal{M}_{X,\text{sd}}$. Inserting the interpolation formula in Eq. (3.6) into Eq. (3.1), it is now possible to write the inverse $0\nu\beta\beta$ decay half-life as

$$\frac{1}{T_{1/2}^{0\nu}} = \frac{G_{0\nu} g_A^4 |\mathcal{M}_{\nu}^{0\nu}|^2}{m_e^2} |m_{\beta\beta}^{\text{eff}}|^2, \quad (3.7)$$

where the effective Majorana neutrino mass from $0\nu\beta\beta$ decay is

$$|m_{\beta\beta}^{\text{eff}}| = \left| \sum_i^{\mathcal{N}_A} U_{ei}^2 m_i + \sum_{\kappa}^{\mathcal{N}_S} U_{eN_{\kappa}}^2 m_{N_{\kappa}} \frac{\langle \mathbf{p}^2 \rangle \mathcal{F}(m_{N_{\kappa}})}{\langle \mathbf{p}^2 \rangle + m_{N_{\kappa}}^2} \right|. \quad (3.8)$$

Here, $\mathcal{F}(m_{N_{\kappa}}) = \mathcal{M}_{0\nu}^{\text{int}}(m_{N_{\kappa}})/\widetilde{\mathcal{M}}_{0\nu}^{\text{int}}(m_{N_{\kappa}})$ is a correction function to the naive interpolation formula in Eq. (3.6). As mentioned above, a more accurate approach would be to include in $\mathcal{M}_{0\nu}^{\text{int}}(m_{N_{\kappa}})$ an interpolating formula for g_{ν}^{NN} and each NME in Eqs. (3.2)-(3.4).

In the $3 + 2$ model we have $U_{eN_1} \approx s_{e1} e^{i\phi_{e1}/2}$ and $U_{eN_2} \approx s_{e2} e^{i\phi_{e2}/2}$. Inserting these into Eq. (3.9), it is then possible to use Eq. (2.14) to eliminate s_{e2}^2 and ϕ_{e2} , giving

$$|m_{\beta\beta}^{\text{eff}}| = |\alpha m_{ee}^{\nu} + \beta m_N s_{e1}^2 e^{i\phi_{e1}}|, \quad (3.9)$$

where we have introduced,

$$\alpha \equiv 1 - \frac{\langle \mathbf{p}^2 \rangle \mathcal{F}(m_N(1+r_\Delta))}{\langle \mathbf{p}^2 \rangle + m_N^2(1+r_\Delta)^2} \quad \beta \equiv \frac{\langle \mathbf{p}^2 \rangle \mathcal{F}(m_N)}{\langle \mathbf{p}^2 \rangle + m_N^2} - \frac{\langle \mathbf{p}^2 \rangle \mathcal{F}(m_N(1+r_\Delta))}{\langle \mathbf{p}^2 \rangle + m_N^2(1+r_\Delta)^2}. \quad (3.10)$$

In Fig. 3 (left), we plot the effective Majorana mass from $0\nu\beta\beta$ decay in Eq. (3.9) as a function of the active-sterile mixing s_{e1}^2 for an HNL mass $m_N = 400$ MeV and mass splitting ratio $r_\Delta = 10^{-0.5}$. We assume that ϕ_{e1} and the Majorana phase α_{21} are not constrained by other means; we therefore marginalise over them, forming a band of possible $|m_{\beta\beta}^{\text{eff}}|$ values. The blue and green shaded regions depict the NO and IO scenarios, respectively, with a massless lightest neutrino. The solid lines make use of the naive interpolating formula in Eq. (3.6), i.e. setting $\mathcal{F}(m_N) = 1$ in Eq. (3.9), while the dashed lines use an interpolating formula for g_ν^{NN} and each NME in Eqs. (3.2)-(3.4). The regions are compared to the current upper limit on $|m_{\beta\beta}^{\text{eff}}|$ from the GERDA-II experiment, $T_{1/2}^{0\nu}(^{76}\text{Ge}) > 1.8 \times 10^{26}$ yr, and future sensitivity of the LEGEND experiment, $T_{1/2}^{0\nu}(^{76}\text{Ge}) > 10^{28}$ yr.

In Fig. 3 (right), we plot the active-sterile mixing s_{e1}^2 as a function of m_N found from Eq. (3.9) for $r_\Delta = 10^{-0.5}$ and a $0\nu\beta\beta$ decay half-life of $T_{1/2}^{0\nu}(^{76}\text{Ge}) = 10^{28}$ yr. Again, we depict the NO (blue shaded) and IO (green shaded) scenarios for a massless lightest neutrino and marginalise over ϕ_{e1} and the Majorana phase α_{21} . The solid and dashed lines, respectively, use the naive and more accurate interpolating formulae; in the inset, we plot the values of $\mathcal{F}(m_N)$ over the same mass range. The blue and green dotted lines show the ranges of possible seesaw relations, $s_{e1}^2 = |m_{ee}^\nu|/m_N$, in the NO and IO cases, respectively.

3.2 Approximate $0\nu\beta\beta$ Decay Rate

In the $3 + 2$ model, $0\nu\beta\beta$ decay is induced by the exchange of the light neutrinos and a pair of HNLs. Depending on the parameters of the model, one of these contributions may dominate over the others; alternatively, if the contributions are of similar size, constructive or destructive interference may occur in $|m_{\beta\beta}^{\text{eff}}|$. In order to investigate this interplay, it is useful to use the simple $1 + 2$ model as in Sec. 2.3. Replacing m_{ee}^ν with m_ν in Eq. (3.9), we obtain the simplified effective Majorana mass

$$|m_{\beta\beta}^{\text{eff}}| = |\alpha m_\nu + \beta m_N s_{e1}^2 e^{i\phi_{e1}}| = m_N \sqrt{\alpha^2 r_\nu^2 + \beta^2 s_{e1}^4 + 2\alpha\beta r_\nu s_{e1}^2 \cos \phi_{e1}}. \quad (3.11)$$

From Eq. (3.11), we see that the interplay between the light neutrino and HNL pair is controlled by the active-sterile mixing s_{e1}^2 , light neutrino mass m_ν , HNL mass m_N , mass splitting ratio r_Δ (contained in α and β) and CP phase ϕ_{e1} .

We will now examine how $|m_{\beta\beta}^{\text{eff}}|$ depends on the active-sterile mixing s_{e1}^2 . Firstly, in the *standard seesaw* limit, i.e., when the active-sterile mixing of the HNL pair lies in the thin extensions to the left or bottom of the allowed region in Fig. 2 (right), we have

$$|m_{\beta\beta}^{\text{eff}}| \approx \begin{cases} (\alpha - \beta)m_\nu & (s_{e1}^2 = r_\nu) \\ \alpha m_\nu & (s_{e1}^2 \ll r_\nu) \end{cases}. \quad (3.12)$$

Here, one HNL decouples while the other has an active-sterile mixing following the seesaw relation and a CP phase $\cos \phi_{ei} = -1$, therefore adding destructively with the light neutrino

contribution. Instead, in the *inverse seesaw* limit $s_{e1}^2 \gg r_\nu$, where the active-sterile mixing strengths follow $s_{e2}^2 = s_{e1}^2/(1+r_\Delta)$ and the relative CP phase is $\cos \Delta\phi_e = -1$ (and therefore the HNLs add destructively with each other in $|m_{\beta\beta}^{\text{eff}}|$), there are three interesting cases. If the active-sterile mixing s_{e1}^2 lies in the range $r_\nu \ll s_{e1}^2 \ll \alpha r_\nu/\beta$ (note that $\beta < \alpha$ and therefore $\alpha/\beta > 1$ for all positive values of m_N and r_Δ), it is not large enough for the HNL pair to dominate over the light neutrino contribution, and again $|m_{\beta\beta}^{\text{eff}}| \approx \alpha m_\nu$. Instead, for $s_{e1}^2 \approx \alpha r_\nu/\beta$, cancellations can occur between the light neutrino and HNL pair. The phase ϕ_{e1} is unconstrained in the $s_{e1}^2 \gg r_\nu$ limit, so for $s_{e1}^2 = \alpha r_\nu/\beta$ we may have any value between $|m_{\beta\beta}^{\text{eff}}| \approx 0$ for $\cos \phi_{e1} = -1$ and $|m_{\beta\beta}^{\text{eff}}| \approx 2\alpha m_\nu$ for $\cos \phi_{e1} = 1$. Finally, for $s_{e1}^2 \gg \alpha r_\nu/\beta$, the HNL pair dominates over the light neutrino contribution, and

$$|m_{\beta\beta}^{\text{eff}}| \approx \beta m_N s_{e1}^2 \quad (s_{e1}^2 \gg \alpha r_\nu/\beta). \quad (3.13)$$

This is nothing but the destructive interference between the HNL contributions. In this limit, $|m_{\beta\beta}^{\text{eff}}|$ is insensitive to the phase ϕ_{e1} .

We can now ask the question: what would a measurement of $0\nu\beta\beta$ decay tell us about the available parameter space of the HNL pair? We can equate $|m_{\beta\beta}^{\text{eff}}|$ in Eq. (3.11) to the experimental value of the effective Majorana mass,

$$\begin{aligned} |m_{\beta\beta}^{\text{exp}}| &\equiv \frac{m_e}{g_A^2 |\mathcal{M}_\nu^{0\nu}| \sqrt{G_{0\nu} T_{1/2}^{0\nu}}} \\ &= 1.24 \times 10^{-2} \text{ eV} \left(\frac{2.36 \times 10^{-15} \text{ yr}^{-1}}{G_{0\nu}} \right)^{1/2} \left(\frac{5.28}{|\mathcal{M}_\nu^{0\nu}|} \right) \left(\frac{10^{28} \text{ yr}}{T_{1/2}^{0\nu}} \right)^{1/2}, \end{aligned} \quad (3.14)$$

where $T_{1/2}^{0\nu}$ is the measured $0\nu\beta\beta$ decay half-life. The constraint $|m_{\beta\beta}^{\text{eff}}| = |m_{\beta\beta}^{\text{exp}}|$ defines a hypersurface in the $(m_\nu, m_N, r_\Delta, s_{e1}^2, \cos \phi_{e1})$ parameter space, described by

$$\cos \phi_{e1} = \frac{|m_{\beta\beta}^{\text{exp}}|^2 - \alpha^2 m_\nu^2 - \beta^2 m_N^2 s_{e1}^4}{2\alpha\beta m_\nu m_N s_{e1}^2}. \quad (3.15)$$

We can also use the constraint $|m_{\beta\beta}^{\text{eff}}| = |m_{\beta\beta}^{\text{exp}}|$ to define a hypersurface in the parameter space with ϕ_{e1} replaced by the relative CP phase $\Delta\phi_e$, described by

$$\cos \Delta\phi_e = \frac{\alpha^2 m_\nu^2 - (2\alpha - \beta)\beta m_N^2 s_{e1}^4 - |m_{\beta\beta}^{\text{exp}}|^2}{2\sqrt{\alpha\beta} m_N s_{e1}^2 \sqrt{|m_{\beta\beta}^{\text{exp}}|^2 - (\alpha - \beta)(\alpha m_\nu^2 - \beta m_N^2 s_{e1}^4)}}, \quad (3.16)$$

which is found by inserting Eq. (3.15) into Eq. (2.21).

In Fig. 4 (left), we plot regions in the (m_N, s_{e1}^2) plane that are compatible with a measured $0\nu\beta\beta$ decay half-life of $T_{1/2}^{0\nu}(^{76}\text{Ge}) = 10^{28}$ yr, a mass splitting ratio of $r_\Delta = 10^{-0.5}$ and three different values of the light neutrino mass: $m_\nu = 10^{-2.5}$ eV (blue), $10^{-1.9}$ eV (light blue) and $10^{-1.5}$ eV (green). We allow the phase $\cos \phi_{e1}$ to lie anywhere in the range $\cos \phi_{e1} \in [-1, 1]$, forming bands of allowed s_{e1}^2 values. In Fig. 4 (upper right), we show the effective Majorana mass $|m_{\beta\beta}^{\text{eff}}|$ as a function of s_{e1}^2 for $m_N = 400$ MeV, $r_\Delta = 10^{-0.5}$ and the same three values of m_ν . The observed Majorana mass $|m_{\beta\beta}^{\text{exp}}|$ for a $0\nu\beta\beta$ decay half-life of 10^{28} yr is shown as a horizontal (dotted) line; where this line intersects the $|m_{\beta\beta}^{\text{eff}}|$ region

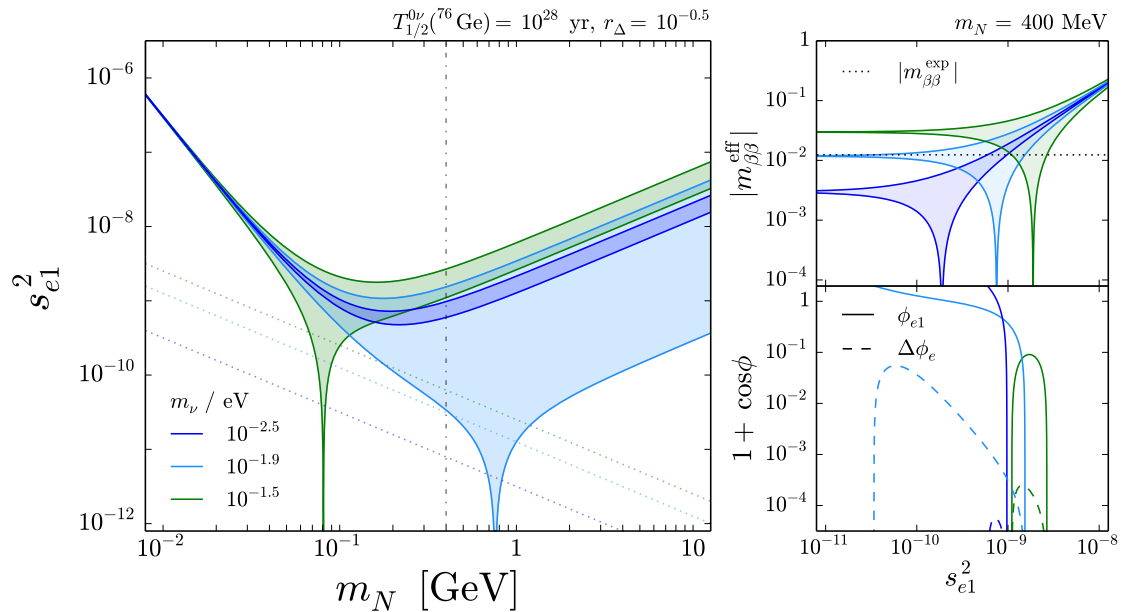


Figure 4: (Left) In the $1 + 2$ model, regions in the (m_N, s_{e1}^2) parameter space compatible with a measured $0\nu\beta\beta$ decay half-life of $T_{1/2}^{0\nu}(^{76}\text{Ge}) = 10^{28}$ yr, for a mass splitting ratio of $r_\Delta = 10^{-0.5}$, an arbitrary CP phase ϕ_{e1} and a light neutrino mass $m_\nu = 10^{-2.5}$ eV (blue), $10^{-1.9}$ eV (light blue) or $10^{-1.5}$ eV (green). The corresponding seesaw lines, $s_{e1}^2 = m_\nu/m_N$, are shown (dotted). (Upper right) For $m_N = 400$ MeV, allowed values of $|m_{\beta\beta}^{\text{eff}}|$ as a function of s_{e1}^2 for the same three m_ν values, compared to $|m_{\beta\beta}^{\text{exp}}|$ from a $0\nu\beta\beta$ decay half-life of 10^{28} yr (black dotted). (Lower right) For $m_N = 400$ MeV, $r_\Delta = 10^{-0.5}$ and three m_ν values, $1 + \cos\phi_{e1}$ (solid) and $1 + \cos\Delta\phi_e$ (dashed) as a function of s_{e1}^2 , implied by a measured $0\nu\beta\beta$ decay half-life of 10^{28} yr.

indicates the allowed range of s_{e1}^2 along the $m_N = 400$ MeV line (dot dashed) in the left plot of Fig. 4.

In Fig. 4 (lower right), we plot the values of $1 + \cos\phi_{e1}$ (solid) and $1 + \cos\Delta\phi_e$ (dashed) as a function of s_{e1}^2 using Eqs. (3.15) and Eqs. (3.16), respectively, given a $0\nu\beta\beta$ decay half-life of $T_{1/2}^{0\nu}(^{76}\text{Ge}) = 10^{28}$ yr, for $m_N = 400$ MeV, $r_\Delta = 10^{-0.5}$ and the same three m_ν values. For $m_\nu = 10^{-2.5}$ eV, $\cos\phi_{e1}$ can lie anywhere between -1 and 1 . This is made clear from Fig. 4 (upper right); the light neutrino mass does *not* saturate the $0\nu\beta\beta$ decay rate and so $|m_{\beta\beta}^{\text{exp}}|$ intersects the $|m_{\beta\beta}^{\text{eff}}|$ region where $|m_{\beta\beta}^{\text{eff}}| \approx \beta m_N s_{e1}^2$ (i.e., the HNL pair dominates), which is insensitive to ϕ_{e1} . For $m_\nu = 10^{-1.5}$ eV, we instead have $\cos\phi_{e1} \approx -1$; now, the light neutrino mass *does* saturate the $0\nu\beta\beta$ decay rate and $|m_{\beta\beta}^{\text{exp}}|$ intersects the $|m_{\beta\beta}^{\text{eff}}|$ region where there must be a cancellation between the light neutrino and HNL pair. For the intermediate case $m_\nu = 10^{-1.9}$ eV, the light neutrino contribution *only just* saturates the $0\nu\beta\beta$ decay rate and therefore a wider range of s_{e1}^2 values are allowed.

For the relative CP phase $\Delta\phi_e$, we see that $\cos\Delta\phi_e \approx -1$ for all three m_ν values; this is because the intersection of $|m_{\beta\beta}^{\text{exp}}|$ and the $|m_{\beta\beta}^{\text{eff}}|$ region occurs well within the inverse seesaw regime for $m_N = 400$ MeV and $r_\Delta = 10^{-0.5}$. This is confirmed in Fig. 4 (left),

α, β	$r_p \ll 1$	$r_p \gg 1$
$r_\Delta \ll 1$	$r_p, 2r_p r_\Delta$	$1, 2r_\Delta/r_p$
$r_\Delta \gg 1$	$1, 1$	$1, 1/r_p$

Table 2: Approximate values of the factors α and β in the different limits of the ratios $r_p = m_N^2/\langle \mathbf{p}^2 \rangle$ and $r_\Delta = \Delta m_N/m_N$.

where we see that the allowed bands of s_{e1}^2 are well above the seesaw lines. Nevertheless, large values of $\cos \Delta\phi_e$ are still possible in the narrow light blue and green regions where the allowed s_{e1}^2 values fall below the seesaw lines. For a light neutrino mass $m_\nu > |m_{\beta\beta}^{\text{exp}}|$, this occurs when the HNL mass m_N is such that $|m_{\beta\beta}^{\text{exp}}| = \alpha m_\nu$, i.e.,

$$m_N = \frac{1}{1+r_\Delta} \sqrt{\frac{|m_{\beta\beta}^{\text{exp}}| \langle \mathbf{p}^2 \rangle}{m_\nu - |m_{\beta\beta}^{\text{exp}}|}}, \quad (3.17)$$

and so $|m_{\beta\beta}^{\text{exp}}|$ intersects the $|m_{\beta\beta}^{\text{eff}}|$ region along the thin extension to small s_{e1}^2 values.

To conclude this section, we consider how the factors α and β depend on m_N and r_Δ . To do this, it is convenient to write the factors α and β (for $\mathcal{F}(m_N) = 1$) as

$$\alpha = 1 - \frac{1}{1+r_p(1+r_\Delta)^2}, \quad \beta = \frac{1}{1+r_p} - \frac{1}{1+r_p(1+r_\Delta)^2}, \quad (3.18)$$

where we have defined $r_p \equiv m_N^2/\langle \mathbf{p}^2 \rangle$. The relevant limits of α and β are listed in Table 2. First, we can consider the scenario where the mass splitting ratio is small ($r_\Delta \ll 1$) and the HNL mass m_N is below the scale $p_F \sim 100$ MeV ($r_p \ll 1$). In this limit, $\alpha \approx r_p \ll 1$ and $\beta \approx 2r_p r_\Delta \ll 1$ and therefore the effective Majorana mass is suppressed. This can be understood from Eq. (3.9); the effective Majorana mass is approximately proportional to $(\mathcal{M}_\nu)_{ee}$ in Eq. (2.10) which is zero at tree level, and the light neutrino and HNL pair contributions exactly cancel each other. Another possible situation is that $r_p \ll 1$, i.e. the lighter HNL is less massive than ~ 100 MeV, but $r_\Delta \gg 1/r_p^{1/2}$ (or $\Delta m_N \gg \langle \mathbf{p}^2 \rangle^{1/2}$), so that the heavier HNL is more massive than ~ 100 MeV. This gives $\alpha \approx \beta \approx 1$ and so the contributions from the light neutrino and lighter HNL dominate the $0\nu\beta\beta$ decay rate, while the contribution from the heavier HNL is suppressed.

We next look at the interesting regime in which both states in the HNL pair are heavier than ~ 100 MeV ($r_p \gg 1$). This limit gives $\alpha \approx 1$ and $\beta \approx 2r_\Delta/r_p \ll 1$ if the mass splitting ratio is small ($r_\Delta \ll 1$) and $\alpha \approx 1$ and $\beta \approx 1/r_p \ll 1$ if the splitting is large ($r_\Delta \gg 1$). As the DUNE experiment probes HNLs in the mass range $100 \text{ MeV} \lesssim m_N \lesssim 2 \text{ GeV}$, this is the interesting regime for the comparison of $0\nu\beta\beta$ decay and DUNE. If we are in the small m_ν limit (so the HNL pair dominates $0\nu\beta\beta$ decay),

$$|m_{\beta\beta}^{\text{eff}}| \approx \beta m_N s_{e1}^2 \approx \frac{m_N}{r_p} \left(1 - \frac{1}{(1+r_\Delta)^2}\right) s_{e1}^2 \approx \begin{cases} 2m_N r_\Delta s_{e1}^2 / r_p & (r_\Delta \ll 1) \\ m_N s_{e1}^2 / r_p & (r_\Delta \gg 1) \end{cases}, \quad (3.19)$$

where we first approximate the factor β for $r_p \gg 1$ and then for the two different limits of r_Δ . For $r_\Delta \ll 1$, $|m_{\beta\beta}^{\text{eff}}|$ is given by the difference of the HNL contributions, which

is proportional to r_Δ . The inverse $0\nu\beta\beta$ decay half-life in Eq. (3.7) therefore scales as $(T_{1/2}^{0\nu})^{-1} \propto (\Delta m_N)^2 s_{e1}^4 / m_N^4$. For $r_\Delta \gg 1$, $|m_{\beta\beta}^{\text{eff}}|$ is just the contribution of the lighter HNL, because the contribution of the heavier HNL is suppressed. The inverse $0\nu\beta\beta$ decay half-life then scales as $(T_{1/2}^{0\nu})^{-1} \propto s_{e1}^4 / m_N^2$. Equating Eq. (3.19) to $|m_{\beta\beta}^{\text{exp}}|$ and solving for s_{e1}^2 (keeping an arbitrary value of r_Δ) gives

$$s_{e1}^2 \approx \frac{m_N |m_{\beta\beta}^{\text{exp}}| (1 + r_\Delta)^2}{\langle \mathbf{p}^2 \rangle r_\Delta (2 + r_\Delta)}. \quad (3.20)$$

This result will be used to compare $0\nu\beta\beta$ decay and direct searches at the DUNE experiment analytically in Sec. 5.

4 DUNE Experiment

Fixed target experiments are sensitive probes of HNL scenarios, which we intend to use in conjunction with $0\nu\beta\beta$ decay to explore the nature of an HNL pair. As seen in Fig. 4, $0\nu\beta\beta$ decay searches have the highest sensitivity mixing in the MeV to GeV mass range. To explore the complementarity with direct searches, we focus on the upcoming DUNE experiment, which will be able to probe the direct production of HNLs in a similar mass range.

In this section we will first describe the production and subsequent decay of HNLs via SM channels in fixed target experiments. We will then examine in more detail the sensitivity of the DUNE experiment near detector to HNLs produced from the decays of pions, kaons and D mesons. Using PYTHIA to simulate the momentum profiles of HNLs produced from these production channels, we will apply well-motivated geometric cuts on the decays of HNLs in the DUNE near detector to estimate the sensitivity of the experiment. The upcoming DUNE experiment will initially receive a 1.2 MW proton beam from the Main Injector accelerator at the Long Baseline Neutrino Facility (LBNF) at Fermilab. The 120 GeV proton beam will impinge on a graphite target, which corresponds to pp collisions with the target at rest. The DUNE experiment will use two detectors; a far detector (FD) situated at a distance of 1300 km from the target and a smaller near detector (ND) at a distance of 574 m from the target [37].

For our analysis, we will model the ND with a simplified geometry; since our goal is to obtain the number of events from DUNE for a comparison with $0\nu\beta\beta$ decay, we do not include the exact geometry of the fiducial volume, which might result in $\mathcal{O}(1)$ corrections that can be obtained from a detailed analysis [37]. The basic schematic of our analysis is as follows: the proton beam hits the target, leading to the production of mesons from pp collisions, which travel and decay to SM particles and HNLs. We employ geometric cuts, where we demand that the produced HNL decays to charged tracks inside the fiducial volume, taken to have a length of 5 m along the beam axis and a conical cross section. We demand that 2.44 events be detected to reject a null event rate with 90% C.L., assuming no background events and a Poisson-like distribution. We also limit our analysis to the case where the HNL mixes uniquely to the electron flavour ($\alpha = e$), while the more general case of mixing with all the three flavours will be explored in depth in a future work.

Meson P	π^+	K^+	$K_{L,S}^0$	D^0	D^+	D_s^+
Mesons/POT	2.8	0.24	0.18	6×10^{-5}	1.2×10^{-5}	3.3×10^{-6}

Table 3: Number of positively-charged and neutral pseudoscalar mesons produced per proton on target (POT) in the DUNE target, for a 120 GeV proton beam.

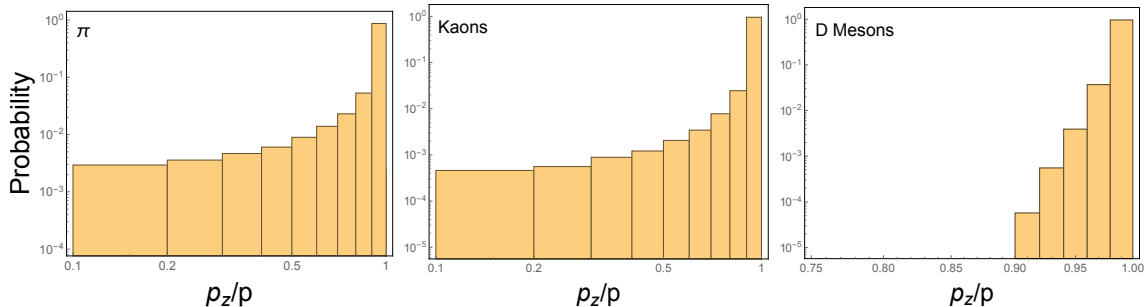


Figure 5: Distributions of momentum fractions along the beam axis for pions (left), kaons (centre) and D mesons (right) from PYTHIA-generated events.

4.1 Meson Production at DUNE

Meson decays are the dominant source of HNLs in fixed target experiments. A variety of mesons, such as pions, kaons and D mesons are produced at DUNE via pp collisions, which we will now briefly describe in terms of their production fractions and momentum profiles.

Following the approach of Refs. [61–63], we show the production fractions of mesons at DUNE in Table 3, using the values given in the literature when in agreement with the values we extract from the simulation of meson production in PYTHIA (v. 8.307) [64].² In PYTHIA, the momentum distributions for mesons produced in DUNE are also extracted. In Fig. 5, we show the momentum distribution histograms for pions (left), kaons (centre) and D mesons (right), where it can be seen that the produced mesons are highly boosted along the beam direction.

4.2 HNL Production from Meson Decay

After simulating the production of mesons at DUNE, we consider all possible decay modes of pions, kaons and D mesons leading to the production of HNLs. Meson decays to HNLs are calculated in the rest frame of the meson and then boosted to the lab frame using the momentum of the corresponding meson, extracted from PYTHIA.

Meson decays can be grouped into two categories, the first being purely leptonic two-

²In the current literature, there exists a slight variation in the production fraction of pions from pp collisions at DUNE, varying roughly by an order of magnitude. A more systematic study would be needed to improve the accuracy, but it would not lead to a drastic change in the overall DUNE sensitivity (roughly at the 10% level), and would not affect our final results.

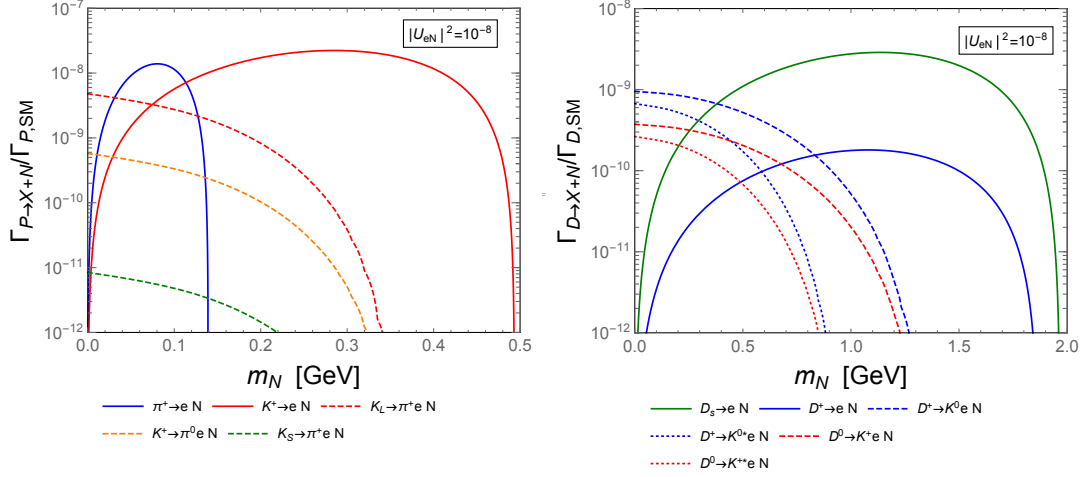


Figure 6: Branching fractions of decays of pions and kaons (left) and D mesons (right) to HNLs, with a value of $|U_{eN}|^2 = 10^{-8}$ for the active-sterile mixing with the electron flavour.

body decays such as $P^+ \rightarrow e^+ N$, which have the generic branching fraction

$$\text{Br}(P^+ \rightarrow e^+ N) \simeq \tau_P \frac{G_F^2 m_P^3}{8\pi} f_P^2 |U_{eN}|^2 |V_{q\bar{q}}|^2 \frac{m_N^2}{m_P^2} \left(1 - \frac{m_N^2}{m_P^2}\right)^2, \quad (4.1)$$

where τ_P , f_P , m_P and $V_{q\bar{q}}$ correspond to the meson lifetime, decay constant, mass, and CKM mixing matrix element (depending on valence quark content of the meson), respectively [65]. The second category is three-body semi-leptonic decays, which can be competitive to the two-body channels, as seen in Fig. 6. This is mainly attributed to the absence of CKM or chirality-flip suppressions, which compensates for the smaller phase space [65, 66]. The formulae for three-body decays require the use of form factors and depend on whether the daughter meson is a pseudoscalar or vector meson. For the decay into a pseudoscalar meson, the branching fraction is given by,

$$\text{Br}(P^+ \rightarrow P'^0 e^+ N) \propto \tau_P \frac{G_F^2 m_P^5}{64\pi^3} |V_{q\bar{q}'}|^2 |U_{eN}|^2 f(\mathcal{I}_P). \quad (4.2)$$

For the decay into a vector meson, the branching fraction becomes,

$$\text{Br}(P^+ \rightarrow V^0 e^+ N) \propto \tau_P \frac{G_F^2 m_P^7}{64\pi^3 m_V^2} |V_{q\bar{q}'}|^2 |U_{eN}|^2 f(\mathcal{I}_V), \quad (4.3)$$

where $f(\mathcal{I}_P)$ and $f(\mathcal{I}_V)$ are functions that depend on the meson coupling constants and form factors, respectively [66].

As shown in Fig. 6, for HNL masses below the pion threshold, $\pi^+ \rightarrow e^+ N$ (solid blue) is the dominant production channel, which slowly gives way to $K^+ \rightarrow e^+ N$ (solid red) up to the kaon threshold. For heavier HNLs above the kaon but below the charm threshold, production via D meson decays is dominant, with $D_s^+ \rightarrow e^+ N$ (solid green) being the most important channel.

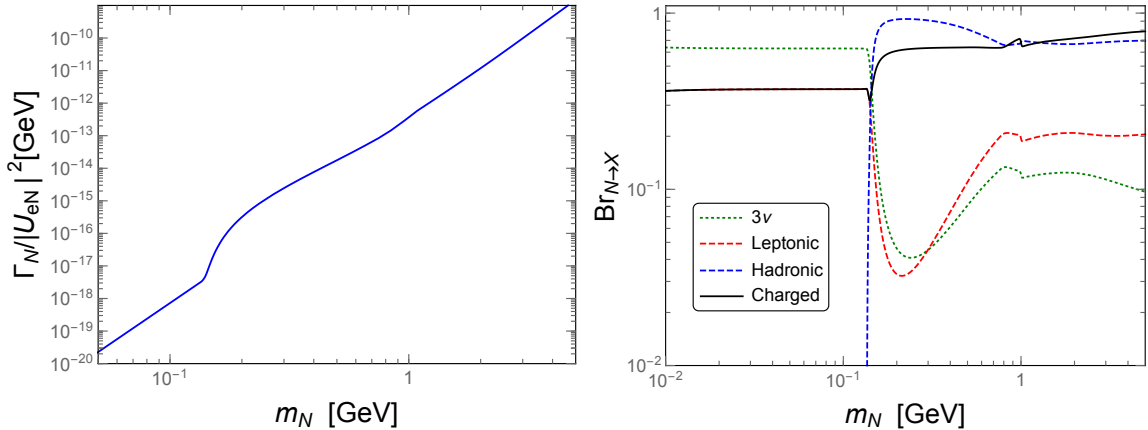


Figure 7: (Left) Total HNL decay width, normalised by the active-sterile mixing $|U_{eN}|^2$. (Right) branching fractions of an HNL to 3ν (dashed green), other combinations of leptons (dashed red), and hadronic states (dashed blue). The black curve corresponds to the total branching fraction of decays to charged tracks (leptonic or semi-leptonic).

4.3 HNL Decays

HNLs are unstable, and will therefore decay to SM particles via charged- or neutral-current processes, suppressed via the active-sterile neutrino mixing $|U_{eN}|^2$. These decays proceed via off-shell W^\pm/Z bosons, which means that they can be long-lived, with decay lengths in the tens of meters or larger, and thus are very well suited to being explored at fixed target experiments. Schematically, the charged-current interactions result in processes such as $N \rightarrow \nu e^+ e^-$ and $N \rightarrow e^- u \bar{d}$, depending on the leptons/quarks. The neutral-current mediated decays lead to processes of the form of $N \rightarrow \nu e^+ e^-$ and $N \rightarrow \nu q \bar{q}$. Both charged-current and neutral-current mediated processes interfere for processes involving the same generations, viz. the invisible decay mode $N \rightarrow 3\nu$ and $N \rightarrow \nu e^+ e^-$.

Below the pion threshold, the invisible decay $N \rightarrow 3\nu$ is the dominant decay mode. Above the pion threshold and below 1.5 GeV, the quarks generally confine into hadronic states, and the resultant single meson hadronic channels, corresponding to $N \rightarrow e^- P^+$ (charged-current), $N \rightarrow \nu P^0$ and $N \rightarrow \nu V^0$ (neutral-current) are important. The decay mode to a single pion makes up a large proportion of the hadronic decay modes.

Here, we provide schematic expressions for the two-body and three-body decay modes, with a more detailed analysis to be found in previous works [66]. For example, the two-body decay of an HNL to an electron and a pseudoscalar meson has the branching fraction,

$$\text{Br}(N \rightarrow e^\mp P^\pm) \approx \tau_N \frac{G_F^2 m_N^3}{8\pi} f_P^2 |U_{eN}|^2 |V_{qq'}|^2 \left(1 - \frac{m_P^2}{m_N^2}\right)^2, \quad (4.4)$$

while the branching fraction for the three-body decay of an HNL into an electron and quark pair is given by

$$\text{Br}(N \rightarrow e^\mp ud) = \tau_N \frac{G_F^2 m_N^5}{192\pi^3} |U_{eN}|^2 \mathcal{J}(x_u, x_d, x_e), \quad (4.5)$$

where $x_{u,d,e} = m_{u,d,e}/m_N$,

$$\mathcal{J}(x_u, x_d, x_e) \equiv 12 \int_{(x_d+x_e)^2}^{(1-x_u)^2} \frac{dx}{x} (x - x_e^2 - x_d^2) (1 + x_u^2 - x) \sqrt{\lambda(x, x_e^2, x_d^2) \lambda(1, x, x_u^2)}, \quad (4.6)$$

and $\lambda(x, y, z) = x^2 + y^2 + z^2 - 2xy - 2yz - 2zx$ is the Källén function.

In the left hand side of Fig. 7, we depict the total HNL decay width Γ_N , normalised to the active-sterile mixing $|U_{eN}|^2$. In Fig. 7 (right), we show the relevant branching fractions, including the branching fraction of invisible decays to three neutrinos (solid green) and charged final states (solid black), the latter being a requirement to observe tracks in the DUNE ND. Both the total HNL decay width Γ_N and the branching fraction to charged tracks are needed to estimate the DUNE sensitivity.

4.4 Majorana vs. Quasi-Dirac HNLs at DUNE

In the literature, the distinction between Majorana and quasi-Dirac HNLs in beam dump and collider experiments has been studied in detail [67–69]. Naively, for Majorana and quasi-Dirac HNLs with the same active-sterile mixing $|U_{eN}|^2$, one would expect the rate for Majorana HNL decays to charged final-states to be twice that for a quasi-Dirac HNL in DUNE. This is because a Majorana HNL produced from the decay $K^+ \rightarrow e^+ N$ could decay via both the LNC and LNV channels $N \rightarrow e^- \pi^+$ and $N \rightarrow e^+ \pi^-$, respectively, while a quasi-Dirac HNL with a vanishing mass splitting would only be able to decay via $N \rightarrow e^- \pi^+$.

However, subtleties arise when the mass splitting is non-zero. Now, oscillations with a frequency controlled by $\Delta m_N = m_N r_\Delta$ can occur between the Majorana pair forming the quasi-Dirac HNL. The appearance of these oscillations depends on whether the HNL decay is prompt or long-lived. If the HNL decays promptly, i.e. $\Gamma_N \tau \gg 1$, an experiment can only observe the time-integrated rates for the LNC and LNV decay modes. The ratio of LNV to LNC events in the detector is given by

$$R_{ll} = \frac{m_N^2 r_\Delta^2}{2\Gamma_N^2 + m_N^2 r_\Delta^2}, \quad (4.7)$$

which can range from 0 and 1 depending on the relative sizes of the HNL mass splitting and decay width [70, 71].

To decay inside the DUNE ND, however, the quasi-Dirac HNL must be long-lived; for the distance $L = 574$ m, we require an HNL lifetime,

$$\tau = \frac{L}{\beta\gamma} \sim \frac{2 \times 10^{-6} \text{ s}}{\beta\gamma}, \quad (4.8)$$

where $\beta\gamma = p_{Nz}/m_N$ is the HNL boost factor. The signal in the detector now depends on the relative sizes of $m_N r_\Delta$ and τ . If the mass splitting is such that $m_N r_\Delta \tau \gg 2\pi$, or

$$r_\Delta \gg \frac{2\pi}{m_N} \frac{1}{\tau} \sim 10^{-17} \left(\frac{400 \text{ MeV}}{m_N} \right) \left(\frac{574 \text{ m}}{L} \right) \beta\gamma, \quad (4.9)$$

the oscillations must be averaged out, yielding an equal rate for LNC and LNV decays. Only when the mass splitting is extremely small will the LNV decay modes be suppressed for quasi-Dirac HNLs. For the mass splittings r_Δ required to produce an observable $0\nu\beta\beta$ decay rate, as explored in the Sec. 5, we must include both LNC and LNV decay modes to estimate the DUNE sensitivity. In the following, we consider the sensitivity of DUNE to a single Majorana HNL. For a quasi-Dirac HNL, we would need to add the contributions of two Majorana states.

4.5 DUNE Acceptance

We will now describe our approach to calculating the expected number of signal events in the DUNE ND. The detector is located at a distance of $L = 574$ m from the target, with a transverse cross-section of $A_{\text{det}} = 12$ m² and a length of $\Delta\ell_{\text{det}} = 5$ m along the beam axis [72]. Instead of using the cuboidal geometry of the detector, we use a simplified yet sufficient conical geometry to model the experimental set-up. Keeping the beam axis the same and defining an angular aperture θ_{det} for the transverse cross-section, given by,

$$\theta_{\text{det}} = \tan^{-1} \left(\frac{\langle x_{\text{det}} \rangle}{\langle L \rangle} \right) \sim \frac{3.8 \text{ m}}{576.5 \text{ m}} \sim 7 \times 10^{-3}, \quad (4.10)$$

where $\langle x_{\text{det}} \rangle$ corresponds to the average length of the transverse cross section of the fiducial volume and $\langle L \rangle$ is the mean distance along the beam axis from the target to the fiducial volume.

As described above, we first use PYTHIA (v. 8.307) [64] to simulate the production of mesons from a pp collision at $\sqrt{s} = 15$ GeV, extracting the four-momenta profile to define the lab frame for each event. The HNLs are produced from the decays of these simulated mesons at rest, and then boosted corresponding to the extracted meson momentum. The HNLs with angular distribution smaller than θ_{det} will end up in the the fiducial volume, and hence can contribute to the event rate if they decay to a charged final state. The HNLs with larger transverse angles will not enter the fiducial volume and therefore not contribute to the event rate, regardless of the decay mode. Putting this together, the total number of signal events is,

$$N_{\text{sig}} = N_P \cdot \text{Br}(P \rightarrow N) \cdot \text{Br}(N \rightarrow \text{charged}) \cdot \epsilon_{\text{geo}}, \quad (4.11)$$

where N_P is the relevant production fraction in Table 3 multiplied by the total number of protons on target N_{POT} , while the geometrical efficiency given by

$$\epsilon_{\text{geo}} = \frac{1}{N_{\text{tot}}} \sum_{\text{cut}} e^{-\frac{m_N \Gamma_N}{p_{Nz}} L} \left(1 - e^{-\frac{m_N \Gamma_N}{p_{Nz}} \Delta\ell_{\text{det}}} \right), \quad (4.12)$$

where N_{tot} is the total number of simulated events, p_{Nz} is the lab-frame momentum of the HNL along the beam axis, and Γ_N is the total decay width of the HNL. We use $N_{\text{POT}} = 6.6 \times 10^{21}$ protons on target, which corresponds to a run-time of 6 years [37]. In Eq. (4.12), ‘cut’ refers to the HNLs which pass through the fiducial volume, i.e. all HNLs that have an angular momenta profile smaller than the angle θ_{det} ,

$$\frac{p_{NT}}{p_{Nz}} < \theta_{\text{det}} \sim 7 \times 10^{-3}, \quad (4.13)$$

Experiment	Beam type	ΔA_{det} [m ²]	$\Delta \ell_{\text{det}}$ [m]	ℓ_{det} [m]	N_{POT}
DUNE	120 GeV, p	12	5	574	6.6×10^{21}
SHiP	400 GeV, p	5×10	45	50	2.0×10^{20}

Table 4: Brief description of the upcoming fixed target experimental facilities, DUNE and SHiP, considered in our analysis. Beam type corresponds to proton beam energy impinging on the target nuclei [72]

where p_{N_T} is the lab-frame momentum of the HNL transverse to the beam axis. The geometric efficiency ϵ_{geo} therefore corresponds to the requirement that the HNL decays inside the fiducial volume.

We would like to emphasise that the methods of this analysis are not restricted to the DUNE experiment, and can be extended to other fixed target experimental facilities. The generic scheme would require the relevant proton beam energy and the associated meson production fractions, as well as a new geometrical cut for the specific experimental set-up. Putting these together, one can then estimate the sensitivity using Eq. (4.11). To this end, we have modified our analysis for the well-studied SHiP proposal by changing the incoming proton beam energy to 400 GeV, the number of protons on target to 2×10^{20} and adjusting the detector geometry to a distance of 50 m from the beam dump and a fiducial volume of length 45 m and transverse cross section 5×10 m² [72]. Our estimated upper bound on $|U_{eN}|^2$ is in good agreement with the results of [38], and can be improved further by introducing an additional attenuation factor to account for the exact geometrical cut (as the fiducial volume has a much longer length compared to DUNE). Note that we do not use any ad-hoc factors for DUNE since the detector length is small and so our assumed conical geometry works well.

5 Probing HNLs with DUNE and LEGEND-1000

We will begin this section with an analytical comparison of $0\nu\beta\beta$ decay and the direct production of HNLs in the DUNE experiment. Using the approximate results for the $0\nu\beta\beta$ decay half-life in Sec. 3.2 and the DUNE ND event rate, we will estimate the HNL mass splitting $r_\Delta = \Delta m_N/m_N$ implied by the observation of $0\nu\beta\beta$ decay and an HNL-like DUNE signal. This will be done in the optimistic scenario where the light neutrino mass does not saturate the observed $0\nu\beta\beta$ decay half-life and the DUNE event rate is large.

Following on from these estimates, we will perform a more detailed Bayesian analysis, using Markov chain Monte Carlo methods to sample the statistical likelihoods, given the HNL pair hypothesis, of positive signals in a $0\nu\beta\beta$ decay experiment and the DUNE ND. This will allow us to identify the 68% and 95% credible regions in the 1+2 model parameter space for four benchmark scenarios. We will also consider the sensitivities in the scenario where $0\nu\beta\beta$ decay is observed but no HNL-like events are seen at DUNE, and vice versa. Finally, we will derive excluded regions in the 1+2 model parameter space if neither $0\nu\beta\beta$ decay nor HNL-like DUNE events are seen.

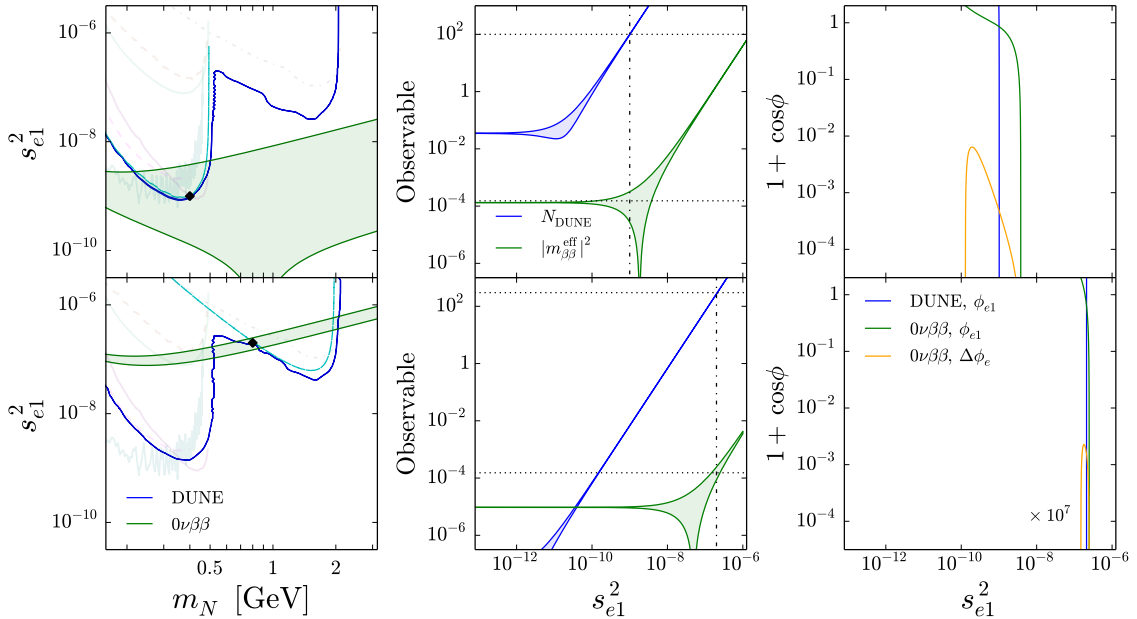


Figure 8: An illustration of constraints in the 1 + 2 model parameter space if $0\nu\beta\beta$ decay and HNL-like events at DUNE are observed.

In the following, we will consider the upcoming search for $0\nu\beta\beta$ decay by the LEGEND experiment [73], which will use a ^{76}Ge detector to provide an excellent energy resolution and low intrinsic background. The next phase of the experiment will be LEGEND-1000 [40], which increases the mass of ^{76}Ge detector to 1 ton. We assume that DUNE collects data for 6 years in the neutrino beam mode, collecting $N_{\text{POT}} = 6.6 \times 10^{21}$.

5.1 Analytical Comparison

In Fig. 8, we illustrate two scenarios of positive signals in $0\nu\beta\beta$ decay and direct HNL searches. The plots on the upper (lower) row assume a $0\nu\beta\beta$ decay half-life of 10^{28} years from the LEGEND experiment and 100 (300) HNL-like events at DUNE. Considering the constraints on the simple 1 + 2 model, on the upper row we take the light neutrino mass to be $m_\nu = 10^{-1.9}$ eV, which marginally saturates the observed $0\nu\beta\beta$ decay half-life. Below, we instead take $m_\nu = 10^{-2.5}$ eV, which does not saturate the half-life and therefore implies a dominant HNL contribution, as discussed in Sec. 3.

The two plots to the left of Fig. 8 show the regions in the (m_N, s_{e1}^2) plane implied by the positive $0\nu\beta\beta$ decay (green region) and DUNE (blue region) signals, with the spread from varying $\cos\phi_{e1}$ (only visible for $0\nu\beta\beta$ decay). In the 1 + 2 model, the last relevant parameter is the mass splitting r_Δ ; in the upper (lower) row, we choose $r_\Delta = 0.1$ ($r_\Delta = 1.5 \times 10^{-3}$) which results in the $0\nu\beta\beta$ decay and DUNE regions overlapping at the benchmark point of $m_N = 400$ MeV (800 MeV) and $s_{e1}^2 = 10^{-9}$ (2×10^{-7}), just below the current upper bound from T2K (CHARM).

We also show the DUNE region using an approximate formula for the number of signal events induced by the HNL pair in the DUNE ND (dashed cyan). For $m_N = 400$ MeV

(800 MeV), the dominant HNL production channel and decay mode to charged final states are $K^+ \rightarrow e^+ N$ ($D_s^+ \rightarrow e^+ N$) and $N \rightarrow e^\mp \pi^\pm$, respectively. We can then estimate the number of events as

$$N_{\text{DUNE}} \approx C_{\text{det}}^P \left[\mathcal{A}_{PP'}(m_N) s_{e1}^4 + \mathcal{A}_{PP'}(m_N(1+r_\Delta)) \frac{|r_\nu + s_{e1}^2 e^{i\phi_{e1}}|^2}{(1+r_\Delta)^2} \right], \quad (5.1)$$

where we have used the expression for s_{e2}^2 in the 1 + 2 model in Eq. (2.20) and

$$\mathcal{A}_{PP'}(m_N) \equiv \frac{m_N \Gamma_N}{|U_{eN}|^4} \text{Br}(P^+ \rightarrow e^+ N) \text{Br}(N \rightarrow e^\pm P'^\mp), \quad (5.2)$$

where $\text{Br}(P^+ \rightarrow e^+ N)$ and $\text{Br}(N \rightarrow e^\pm P'^\mp)$ are given by Eqs. (4.1) and (4.4), respectively. For convenience, we have introduced the factor

$$C_{\text{det}}^P \equiv N_P \epsilon_{\text{geo}} \frac{\Delta \ell_{\text{det}} \epsilon_{\text{det}}}{\langle p_{N_z} \rangle} = N_P \frac{\langle p_{N_z} \rangle}{\langle p_{N_T} \rangle^2} \frac{V_{\text{det}} \epsilon_{\text{det}}}{L^2}, \quad (5.3)$$

where V_{det} is the fiducial volume and we use the estimate $\epsilon_{\text{geo}} = \langle p_{N_z} \rangle^2 / \langle p_{N_T} \rangle^2 \times A_{\text{det}} / L^2$ for the geometric efficiency, with $\langle p_{N_z} \rangle$ and $\langle p_{N_T} \rangle$ the average longitudinal and transverse HNL momenta. For $N_{\text{DUNE}}^{\text{exp}} = 100$ (300), we use Eq. (5.1) to plot the dashed cyan lines in Fig. 8. The expressions above are simplified if we consider the limit $s_{e1}^2 \gg r_\nu$, i.e. the *inverse seesaw* regime. This allows to pull out a factor of s_{e1}^4 in Eq. (5.1) and write

$$s_{e1}^2 = \sqrt{\frac{N_{\text{DUNE}}}{C_{\text{det}}^P \mathcal{B}_{PP'}}} \quad (s_{e1}^2 \gg r_\nu), \quad \mathcal{B}_{PP'} \equiv \mathcal{A}_{PP'}(m_N) + \frac{\mathcal{A}_{PP'}(m_N(1+r_\Delta))}{(1+r_\Delta)^2}. \quad (5.4)$$

In the limit of small mass splitting between the HNL pair, $r_\Delta \ll 1$, the function simplifies to $\mathcal{B}_{PP'} \approx 2\mathcal{A}_{PP'}(m_N)$. We see that Eq. (5.4) is effectively independent of ϕ_{e1} .

The two plots in the centre of Fig. 8 show the value of N_{DUNE} (using the approximate formula in Eq. (5.1)) and $|m_{\beta\beta}^{\text{eff}}|^2$ as a function of s_{e1}^2 , for $m_N = 400$ MeV (800 MeV) and allowing the value of $\cos \phi_{e1}$ to vary. The two horizontal dashed lines indicate the measured experimental values $N_{\text{DUNE}}^{\text{exp}}$ and $|m_{\beta\beta}^{\text{exp}}|^2$, while the vertical dot-dashed line shows the value of s_{e1}^2 compatible with the two measurements. Finally, the two plots to the right of Fig. 8 show the values of $1 + \cos \phi_{e1}$ calculated from the $0\nu\beta\beta$ decay and DUNE signals using Eqs. (3.15) and (5.1). It is evident that DUNE has little sensitivity to the value of $\cos \phi_{e1}$. The crossing point of these curves indicates the compatible values of s_{e1}^2 and ϕ_{e1} (for given values of m_ν , m_N and r_Δ). We also show the values of $1 + \cos \Delta\phi_e$, in the lower plot being multiplied by a factor of 10^7 to be visible. We see that $\cos \Delta\phi_e \approx -1$ is being probed in both scenarios.

In the scenario where the light neutrino mass does not saturate $0\nu\beta\beta$ decay and the HNL-like event rate in DUNE is large, we will now show that the value of r_Δ being probed by both experiments is approximately insensitive to the value of $\cos \phi_{e1}$. Using Eq. (5.4), the active-sterile mixing implied by an observation at DUNE is given approximately by

$$s_{e1}^2 \approx 2 \times 10^{-7} \left(\frac{N_{\text{DUNE}}^{\text{exp}}}{300} \right)^{1/2} \left(\frac{6.6 \times 10^{21}}{N_{\text{POT}}} \right)^{1/2} \left(\frac{5 \text{ m}}{\Delta \ell_{\text{det}}} \right)^{1/2} \left(\frac{7.3 \times 10^3 \text{ MeV}^2}{\mathcal{A}_{PP'}(m_N)} \right)^{1/2}, \quad (5.5)$$

where we have used $\mathcal{A}_{D_s\pi}(800 \text{ MeV}) = 7.3 \times 10^3 \text{ MeV}^2$. With this active-sterile mixing, we can then solve Eq. (3.20) for r_Δ . If the value of $N_{\text{DUNE}}^{\text{det}}$ is large, and therefore the implied value of r_Δ considerably small, we obtain the approximate result:

$$r_\Delta \sim 1.5 \times 10^{-3} \left(\frac{2 \times 10^{-7}}{s_{e1}^2} \right) \left(\frac{m_N}{800 \text{ MeV}} \right) \left(\frac{10^{28} \text{ yr}}{T_{1/2}^{0\nu}} \right)^{1/2}. \quad (5.6)$$

This estimate is not possible if the light neutrino mass *does* almost saturate the observed $0\nu\beta\beta$ decay half-life, because there is then much more freedom in the value of $\cos\phi_{e1}$. To better understand this region of the parameter space, we perform a statistical analysis of the experimental likelihoods in the next section.

5.2 Statistical Analysis

To incorporate statistical uncertainties, we use a simple Bayesian analysis based on the combined likelihood for the DUNE and LEGEND-1000 experiments. We treat both as simple counting experiments and to avoid running an ensemble of mock experiments, we take the continuous version of the Poisson distribution,

$$\text{Poisson}(n_{\text{obs}} | \lambda_{\text{sig}} + \lambda_{\text{bkg}}) \propto \frac{(\lambda_{\text{sig}} + \lambda_{\text{bkg}})^{n_{\text{obs}}} e^{-(\lambda_{\text{sig}} + \lambda_{\text{bkg}})}}{\Gamma(n_{\text{obs}} + 1)}. \quad (5.7)$$

Here, n_{obs} is the ‘observed’ number of events, expected in a hypothetical benchmark scenario (or $n_{\text{obs}} = 0$, if the experiment is assumed to see no signal). The expected number of signal and background events for a theoretically predicted parameter choice are λ_{sig} and λ_{bkg} , respectively

For $0\nu\beta\beta$ decay, the number of signal events can be calculated as

$$\lambda_{\text{sig}}^{0\nu} = \frac{\ln 2 \cdot N_A \cdot \mathcal{E}}{m_A \cdot T_{1/2}^{0\nu}(m_\nu, m_N, r_\Delta, s_{e1}^2, \cos\phi_{e1})}, \quad (5.8)$$

where N_A is Avogadro’s number, m_A is the average molar mass of the $0\nu\beta\beta$ decaying material, $m_A = 75.74 \text{ g/mol}$ for ^{76}Ge , and \mathcal{E} is the sensitive exposure of the detector, with $\mathcal{E} = 6632 \text{ kg}\cdot\text{yr}$ for LEGEND-1000 [74, 75]. The half-life is calculated from Eq. (3.1) in the 1+2 model, using the full interpolating formula discussed in Sec. 3, and it depends on the model parameters $(m_\nu, m_N, r_\Delta, s_{e1}^2, \cos\phi_{e1})$. The background event rate is $\lambda_{\text{bkg}}^{0\nu} = \mathcal{E} \cdot \mathcal{B}$, where \mathcal{B} is the sensitive background, giving $\lambda_{\text{bkg}}^{0\nu} = 0.4$ events for the LEGEND-1000 experiment. Although the $0\nu\beta\beta$ decay nuclear matrix elements have considerable discrepancies between different nuclear structure calculations, we assume that there are no theoretical uncertainties to explore the full potential of future $0\nu\beta\beta$ decay searches.

For DUNE, we use the sensitivity formula derived in Sec. 4. For the expected number of signal events in the 1+2 model, we incoherently add up the contribution Eq. (4.11) from each HNL separately, i.e.,

$$\lambda_{\text{sig}}^{\text{DUNE}} = N_{\text{sig}}(m_N, s_{e1}^2) + N_{\text{sig}}(m_N(1 + r_\Delta), s_{e2}^2), \quad (5.9)$$

where s_{e2}^2 is given by Eq. (2.20) as a function of $m_\nu, m_N, r_\Delta, s_{e1}^2$ and $\cos\phi_{e1}$. We assume a negligible background for HNL-like events in the DUNE near detector, $\lambda_{\text{bkg}}^{\text{DUNE}} = 0$.

Scenario	m_ν [eV]	m_N [MeV]	s_{e1}^2	r_Δ	λ_{DUNE}	$\lambda_{0\nu}$	$T_{1/2}^{0\nu}$ [yr]
1	$10^{-1.9}$	400	$10^{-9.0}$	$10^{-0.5}$	76.7	5.94	$10^{27.8}$
2	$10^{-2.5}$	400	$10^{-9.0}$	$10^{-0.5}$	76.7	2.73	$10^{28.1}$
3	$10^{-1.9}$	800	$10^{-6.7}$	$10^{-2.5}$	325	15.5	$10^{27.4}$
4	$10^{-2.5}$	800	$10^{-6.7}$	$10^{-2.5}$	325	12.3	$10^{27.5}$

Table 5: Default values for the light neutrino mass m_ν , the HNL mass m_N , the active-sterile mixing strength s_{e1}^2 and the HNL mass splitting r_Δ adopted in the benchmark scenarios of our statistical analysis. In all cases, the HNL phase parameter is $\cos\phi_{e1} = 1$. Also given are the expected number of events at DUNE, λ_{DUNE} , and LEGEND-1000, $\lambda_{0\nu}$, as well as the corresponding half-life for the latter, $T_{1/2}^{0\nu}$.

In our analysis, we consider four benchmark scenarios, listed in Table 5. The first two benchmarks are chosen for an HNL mass $m_N = 400$ MeV with an active-sterile mixing strength just below the current bound of T2K. The third and fourth benchmarks are at $m_N = 800$ MeV with an active-sterile mixing strength well below the current bound from CHARM. The benchmark points are indicated in Fig. 1. The light neutrino mass is chosen to be either $m_\nu = 10^{-1.9}$ eV or $10^{-2.5}$ eV. These roughly correspond to the smallest and largest possible effective Majorana masses for the light neutrinos in the inverted ordering and normal ordering, respectively. The benchmark scenarios are further distinguished by having a rather large HNL mass splitting $r_\Delta = \Delta m_N/m_N = 10^{-5}$ in scenarios 1 and 2 (it is close to the seesaw floor and the HNL are not required to form a quasi-Dirac pair) and a small splitting $r_\Delta = 10^{-2.5}$ in scenarios 3 and 4. The benchmark scenarios are chosen to represent different parameter regions of interest that yield appreciable number of events, both at DUNE and LEGEND-1000, also listed in Table 5. As expected, the DUNE event rate is not affected by the light neutrino mass, being only sensitive to the incoherent sum of the HNL contributions. On the other hand, the $0\nu\beta\beta$ decay event rate is affected by m_ν , as well as the HNL phase parameter $\cos\phi_{ei}$, which is chosen to be $\cos\phi_{e1} = 1$ in all scenarios, as the light neutrino and HNL contributions are coherently added.

In the following, we discuss four hypothetical experimental outcomes, namely, (a) both DUNE and LEGEND-1000 observe a signal, (b) DUNE observes signal events but not LEGEND-1000, (c) LEGEND-1000 observes signal event but not DUNE and (d) both DUNE and LEGEND-1000 see zero events. We sample the parameter space using a Markov chain Monte Carlo (MCMC) to find the posterior parameter distribution for a given likelihood formed by the Poisson-Lambda distribution in Eq. (5.7), for DUNE and LEGEND-1000. We scan over the parameters $\log_{10}(s_{e1}^2)$, $\log_{10}(r_\Delta)$ and $\cos\phi_{e1}$ in the range $[-12, -6]$, $[-4, 0]$ and $[-1, 1]$, respectively, using a flat prior, in analysis (a) and (b). In (c) and (d), m_N is also scanned over the range $[0.1, 1.0]$ MeV. For each benchmark point, we insert the expected event rate for LEGEND-1000 and DUNE, following the Asimov data set approach [76], setting the number of observed events n_{obs} for each experiment equal to the number of expected events $\lambda_{\text{sig}} + \lambda_{\text{bkg}}$ in a benchmark scenario. In the case of no signal we

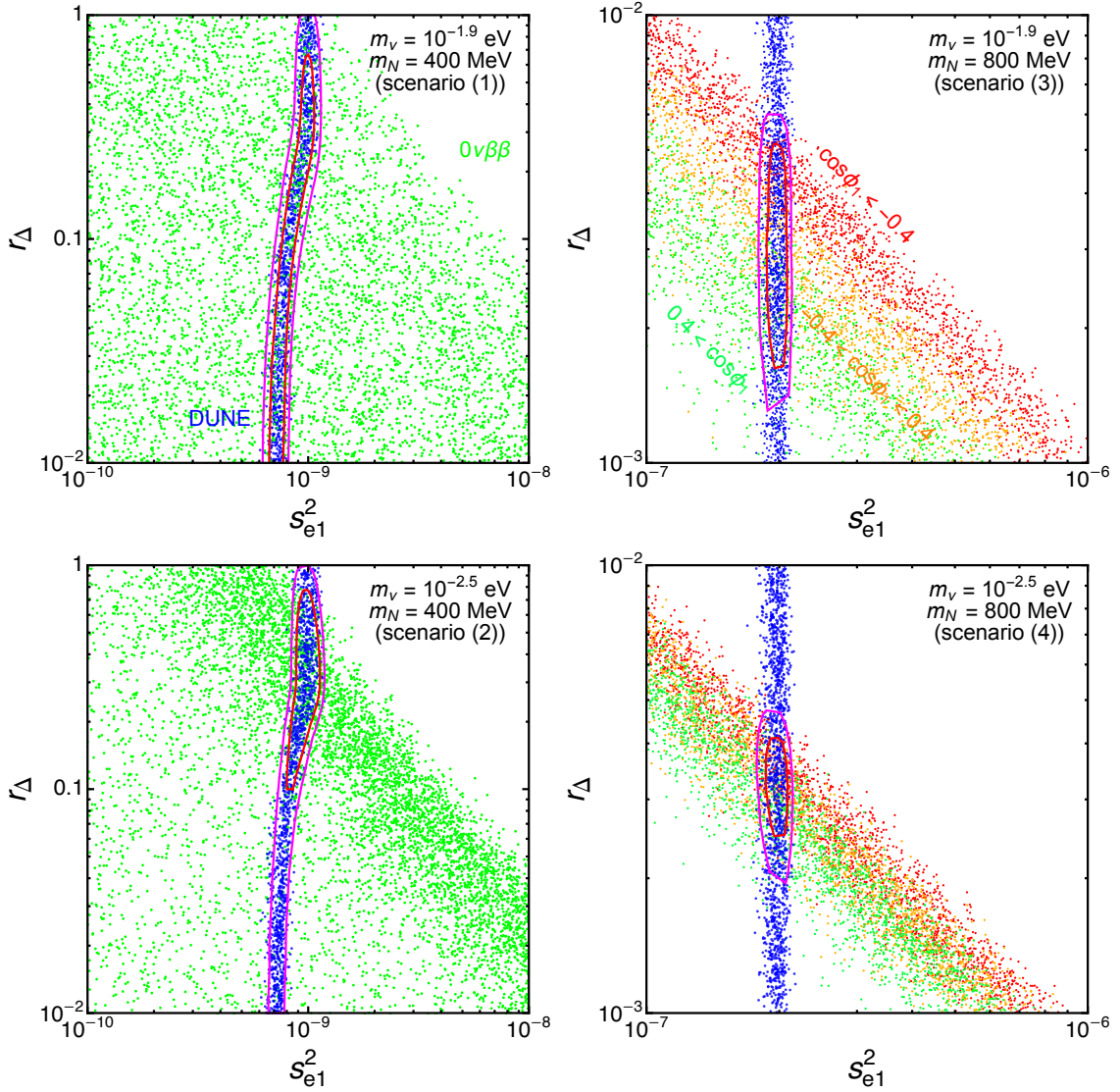


Figure 9: Posterior distribution marginalised in the (s_{e1}^2, r_{Δ}) plane assuming an observation at both DUNE and LEGEND-1000 for the four benchmark scenarios. The green points represent the distribution for LEGEND-1000, the blue points for DUNE and the red and purple contours are the 68% and 95% credible regions combining both measurements. In the right-hand plots, the LEGEND-1000 points are colour-coded according to the value of the HNL phase parameter $\cos \phi_{e1}$ as indicated.

set $n_{\text{obs}} = \lambda_{\text{bkg}}$.

5.2.1 Signal at DUNE — Signal at LEGEND-1000

In Fig. 9, we show the points generated in the MCMC scans in the (s_{e1}^2, r_{Δ}) plane, assuming an observation of HNL-like events at DUNE (blue points) and LEGEND-1000 (green points) for the four benchmark scenarios, indicated in the corners of the plots. In the two plots to the right, the red, orange, and green $0\nu\beta\beta$ decay points have $\cos \phi_{e1}$ values smaller than

−0.4, between −0.4 and 0.4, and greater than 0.4, respectively. Where the $0\nu\beta\beta$ decay and DUNE regions overlap we show as red and purple contours the 68% and 95% credible regions combining both measurements.

DUNE is effectively insensitive to the light neutrino mass and HNLs with $r_\Delta < 0.1$, whereas $0\nu\beta\beta$ decay is sensitive to both the HNL mass splitting ratio and active-sterile mixing. In addition, $0\nu\beta\beta$ decay is also sensitive to $\cos\phi_{e1}$; for larger HNL masses, the term proportional to $\cos\phi_{e1}$ in Eq. (3.11) becomes more significant. The observed bands therefore differ greatly for the two benchmark light neutrino masses; when the light neutrino contribution saturates the $0\nu\beta\beta$ decay half-life, the band of allowed points is much wider than when the light neutrino mass is below the saturation limit. This is in agreement with the analytical behaviour discussed in Sec. 5.1. Increasing the HNL mass can be seen to shift the allowed region to smaller s_{e1}^2 and r_Δ values.

5.2.2 Signal at DUNE — No Signal at LEGEND-1000

In Fig. 10, we display the points produced in the MCMC scans in the (s_{e1}^2, r_Δ) plane, assuming an observation at DUNE (blue points) and no observation at LEGEND-1000 (green points), for the four benchmark scenarios. The red and purple contours show the 68% and 95% credible regions combining both measurements.

In the case of no observed $0\nu\beta\beta$ decay events, the combined regions in Fig. 10 indicate where in the (s_{e1}^2, r_Δ) plane cancellations occur in the $0\nu\beta\beta$ decay half-life but HNL-like DUNE events are still detected. Apart from the benchmark case with $m_\nu = 10^{-1.9}$ eV and $m_N = 800$ MeV, it is interesting to note that the regions where there is no $0\nu\beta\beta$ decay signal overlap with the regions in Fig. 9 where $0\nu\beta\beta$ decay is observed. This is because cancellations in the $0\nu\beta\beta$ decay rate can occur in a large portion of the parameter space for the chosen free parameters, especially for a large light neutrino mass m_ν . The regions where no $0\nu\beta\beta$ decay signal is observed extend to arbitrarily small s_{e1}^2 and r_Δ values. For $m_\nu = 10^{-2.5}$ eV, the region of the parameter spaces where cancellations can occur in the $0\nu\beta\beta$ decay half-life is shifted to smaller values of r_Δ . Thus, the combined 68% and 95% credible regions are shifted to smaller values of the HNL mass splitting.

5.2.3 No Signal at DUNE — Signal at LEGEND-1000

In Figs. 11 and 12, we show the points generated in the MCMC scans in the (m_N, s_{e1}^2) and (s_{e1}^2, r_Δ) planes, respectively, assuming no HNL-like DUNE events (blue points) and a positive $0\nu\beta\beta$ decay signal (green points), for the four benchmark scenarios. In Fig. 11, it can be seen that increasing the HNL mass shifts the $0\nu\beta\beta$ decay points to larger values of s_{e1}^2 . This is to be expected from the approximate formula of Eq. (3.20), where the active-sterile mixing is linearly proportional to the HNL mass. We see that the light neutrino mass does not change the results of the MCMC scan significantly in the (m_N, s_{e1}^2) plane. The region compatible with an observation of $0\nu\beta\beta$ decay but not HNL-like events at DUNE is mostly determined by $0\nu\beta\beta$ decay for large HNL masses.

If there is no observation of HNL-like events at DUNE, there is still the chance to observe $0\nu\beta\beta$ decay for the benchmark points in the red 68% credible contour regions in the (s_{e1}^2, r_Δ) plane, shown in Fig. 12. The combined regions are now mostly determined

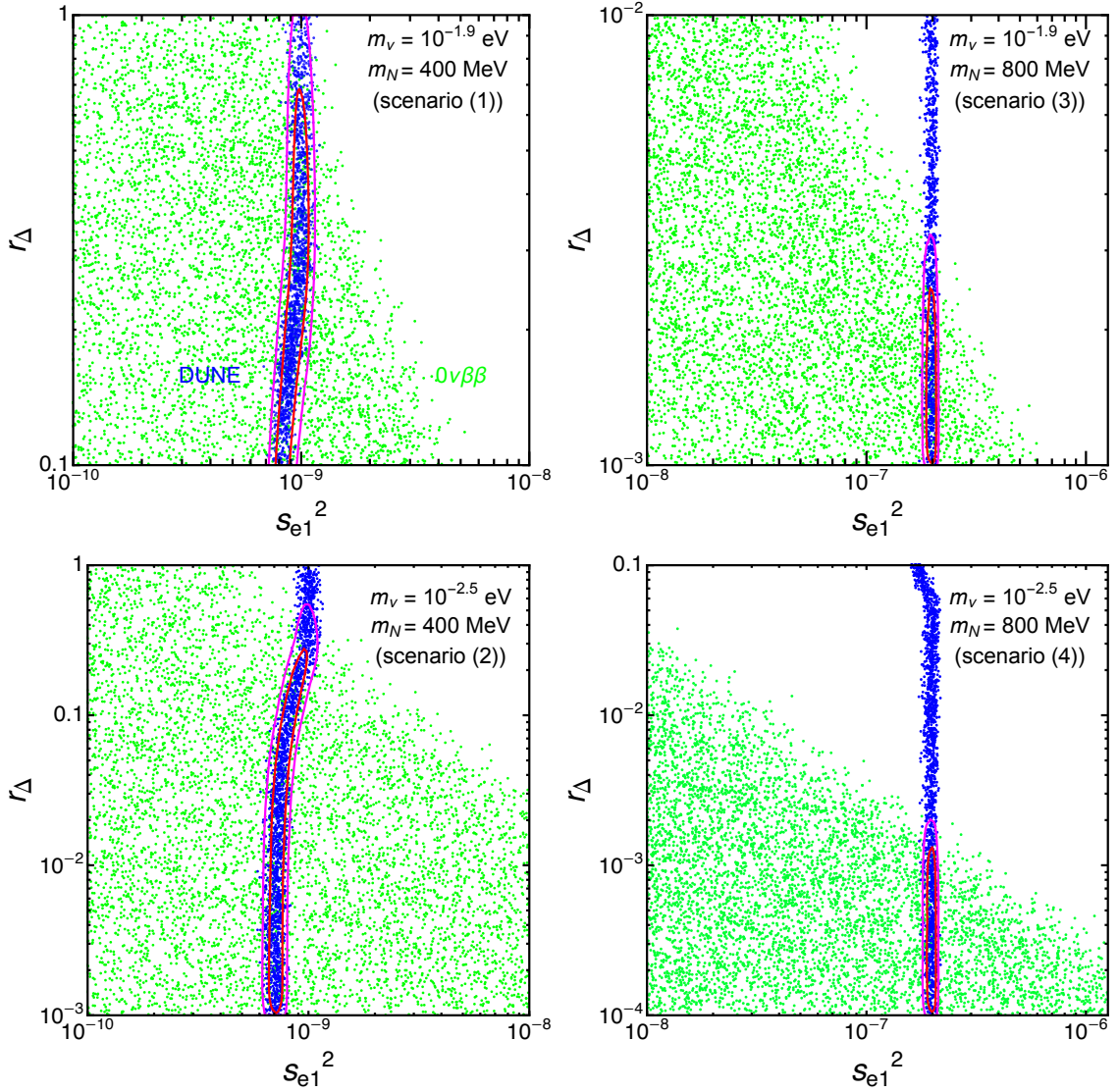


Figure 10: As Fig. 9, but assuming a signal at DUNE and no signal at LEGEND-1000 in the four benchmark scenarios. The green points represent the distribution for LEGEND-1000, the blue points for no signal at DUNE and the red and purple contours are the 68% and 95% credible regions combining both measurements.

by $0\nu\beta\beta$ decay, since a positive DUNE signal is no longer placing a stringent constraint on the parameter space. The combined regions are situated at large HNL mass splittings and relatively large active-sterile mixing, $s_{e1}^2 \gtrsim 10^{-9}$.

5.2.4 No Signal at DUNE — No Signal at LEGEND-1000

In Fig. 13, we display the points produced in the MCMC scans in the (m_N, s_{e1}^2) plane (left) and (s_{e1}^2, r_Δ) plane (right), assuming no DUNE (blue points) or $0\nu\beta\beta$ decay (green points) signals. In the top left-hand plot, where the light neutrino mass $m_\nu = 10^{-1.9}$ eV only just saturates a $0\nu\beta\beta$ decay half-life of 10^{28} yr, we indicate the value of the HNL mass

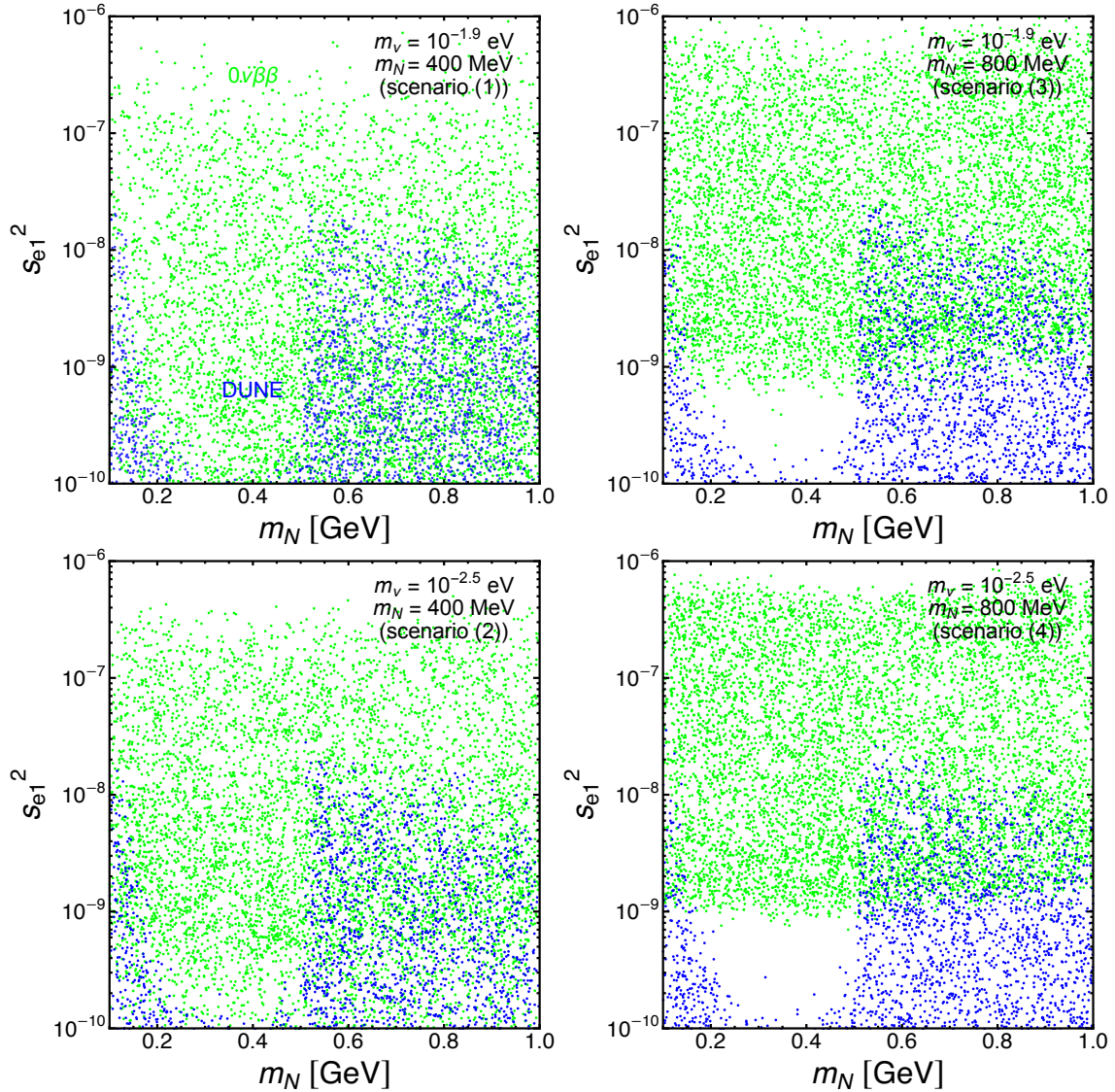


Figure 11: Posterior distribution marginalised in the (m_N, s_{e1}^2) plane assuming an observation at LEGEND-1000 but no signal for DUNE for the four benchmark scenarios. The green points represent the distribution for LEGEND-1000, the blue points for no signal at DUNE.

splitting r_Δ for each point; red for $r_\Delta < 10^{-2}$, orange for $10^{-2} < r_\Delta < 10^{-1}$, and green for $10^{-1} < r_\Delta < 1$. It can be seen that the points with larger active-sterile mixing correspond to larger values of r_Δ . The points with small r_Δ (red) cover the whole region in which no $0\nu\beta\beta$ decay signal is seen, while points with large r_Δ (red) only occupy the region where the active-sterile mixing is small. In the plots to the right, it can be seen that the regions compatible with no DUNE or $0\nu\beta\beta$ decay signals extend from arbitrarily small s_{e1}^2 values up to an upper limit determined by r_Δ . For $0\nu\beta\beta$ decay, these upper limits are shifted slightly by the value of m_ν .

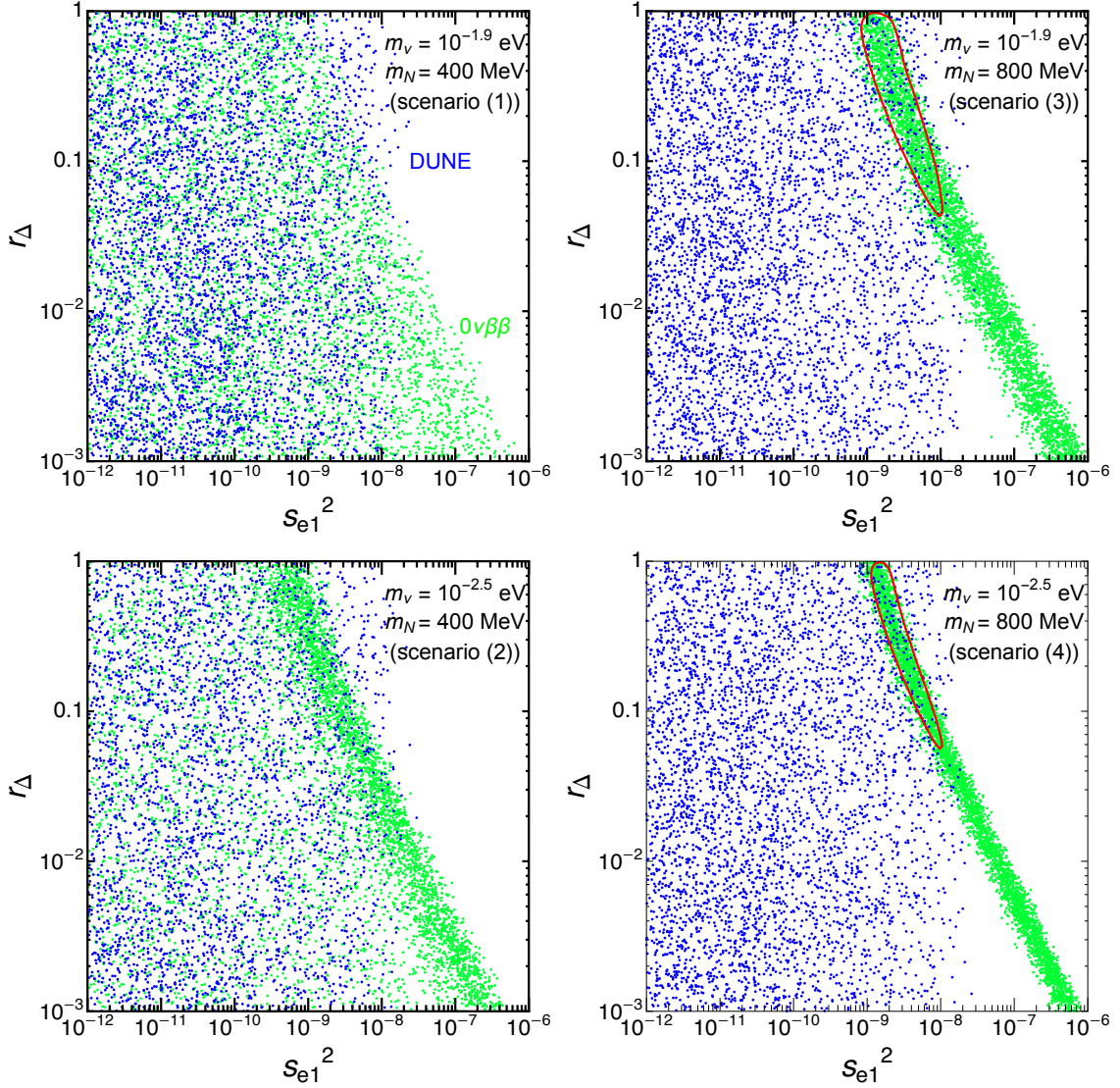


Figure 12: The same data set as Fig. 11 shows, but in the (m_N, s_{e1}^2) plane for the four benchmark scenarios. The green points represent the distribution for LEGEND-1000, the blue points for no signal at DUNE and the red contours are the 68% credible regions combining both measurements.

Comparing the plots in the (m_N, s_{e1}^2) plane in Figs. 9 and 13, it can be seen that in some regions of the parameter space, $0\nu\beta\beta$ decay can either be observed or not observed. This is due to the fine-tuned nature of cancellations between the light neutrino and HNL pair needed to suppress the $0\nu\beta\beta$ decay rate; nevertheless, the specific arrangement of the parameters in the model needed for this cancellation are possible over much of the parameter space.

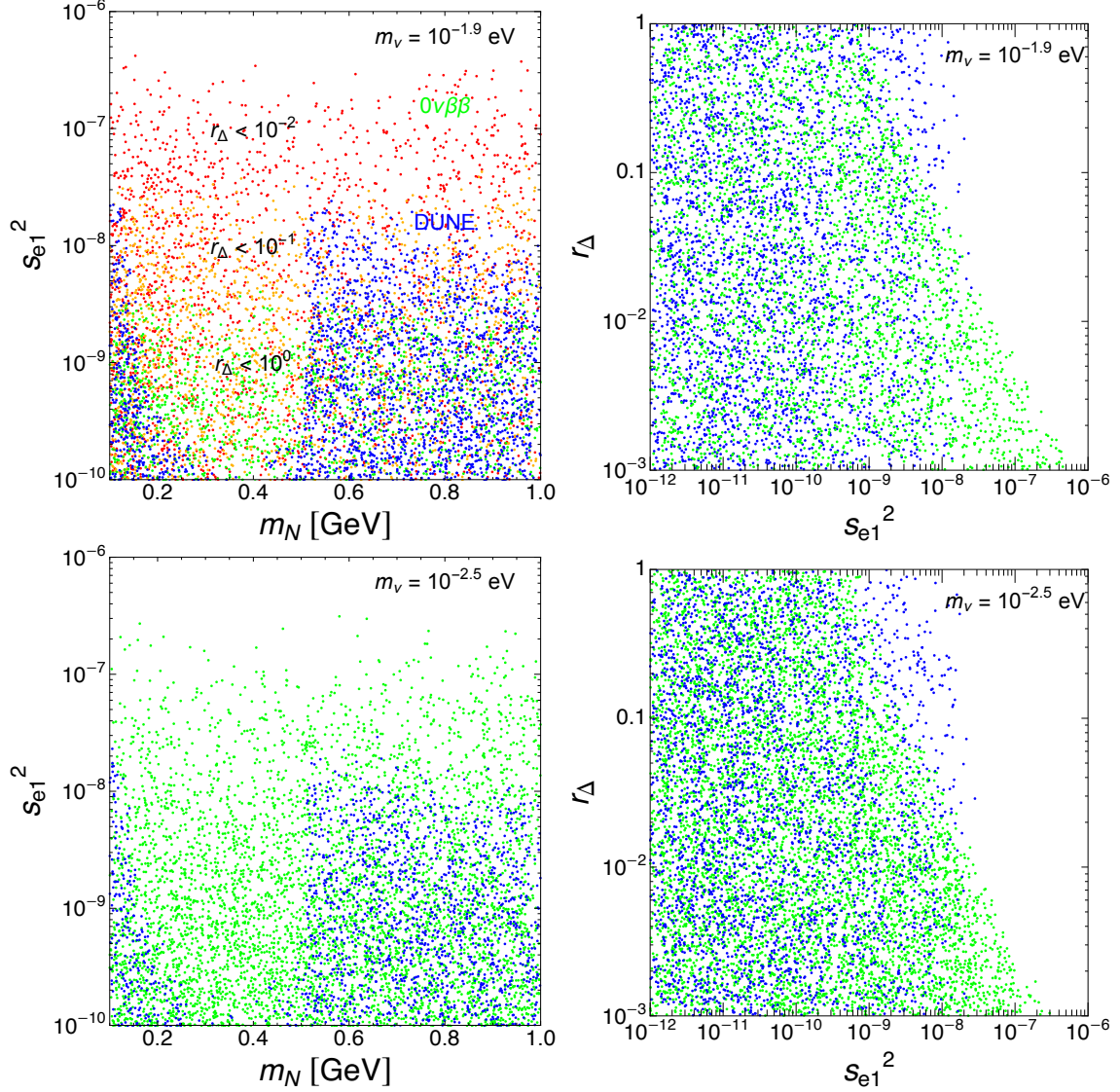


Figure 13: Posterior distribution marginalised in the (m_N, s_{e1}^2) plane (left) and (s_{e1}^2, r_{Δ}) plane (right) assuming no observation at LEGEND-1000 nor DUNE for the four benchmark scenarios. The blue points represent the distribution for no signal at DUNE and the green points for no signal at LEGEND-1000. In the top left-hand plot, the points for no observation at LEGEND-1000 are colour-coded according to the value of the HNL mass splitting r_{Δ} , as indicated.

6 Conclusions

In this paper, we have investigated the phenomenology of a pair of heavy neutral leptons (HNLs) in the MeV to GeV mass range, which can generate the observed masses and mixing of the light active neutrinos but also impact neutrinoless double beta ($0\nu\beta\beta$) decay and direct searches for HNLs at fixed target experiments. In particular, we have shown how the combination of a positive $0\nu\beta\beta$ decay signal at LEGEND-1000 and HNL-like events in

the DUNE near detector (ND) can constrain the active-sterile mixing and mass splitting of the HNL pair. Additionally, we have considered the model implications of only one or neither of the signals being observed.

In Sec. 2, we introduced a phenomenological parametrisation of the 3 + 2 model, which adds a gauge-singlet Weyl fermion pair to the SM and is sufficient to generate masses for two light neutrinos at tree level. Using the tree level relations between the light neutrino and HNL parameters in the limit of small active-sterile mixing, we derived useful ratio formulae making it possible to express all active-sterile mixing parameters in terms of a single active-sterile mixing and CP phase (in addition to the light neutrino data and HNL masses). This is in contrast to the Casas-Ibarra parametrisation, which uses a complex angle as the free parameter. This parametrisation is generalised for an arbitrary number \mathcal{N}_S of additional HNL states in Appendix A, with the number of free parameters increasing accordingly. We also illustrated the behaviours of the active-sterile mixing parameters in the simple 1 + 2 model, which covers the relevant limits of the 3 + 2 model. We saw how either of the HNL pair can effectively decouple, with one HNL giving a mass to the light neutrino via the standard seesaw, and how both active-sterile mixing strengths to the HNLs can become large in the inverse seesaw limit.

Using the phenomenological model, in Sec. 3 we examined the $0\nu\beta\beta$ decay process, carefully taking into account the exchange of HNLs in the 100 MeV to 1 GeV mass range. In this mass region, around the Fermi momentum p_F , the exchange of HNLs is difficult to treat using chiral effective field theory methods. However, the low and high-mass regions are well understood and so a carefully chosen interpolation formula can be used to good approximation in the intermediate region. In the simple 1 + 2 model, we gave a schematic illustration of how the HNL pair can either interfere constructively or destructively with the light neutrino contribution. Thus, given a precise knowledge of the neutrino masses and whether they have a normal or inverted ordering, the observation of a $0\nu\beta\beta$ decay half-life $T_{1/2}^{0\nu}$ that is incompatible with the light neutrino contribution could be used to put stringent constraints on the HNL pair. Conversely, if the light neutrino contribution *just* saturates the observed half-life, the 1 + 2 model parameter space is less constrained.

In Sec. 4, we covered the production and decay of long-lived HNLs in the DUNE experiment in the phenomenological model. Using PYTHIA, we performed a simulation of mesons produced from 120 GeV protons on target, generating their production fractions and momentum profiles. All possible decays of these mesons to HNLs via the active-sterile mixing $|U_{eN}|^2$ are used to simulate the production of HNLs in the rest frame of the mesons. The HNLs are then boosted to the lab frame and required to decay to charged tracks inside the ND, which we take to have a conical cross section. This analysis allows us to estimate the sensitivity of DUNE to Majorana HNLs, which can either be detected via LNC or LNV decay modes. This is also relevant for quasi-Dirac neutrinos; for the mass splittings of interest, the oscillations between the HNL pair are averaged out and the quasi-Dirac pair appears to be a pair of Majorana states.

In Sec. 5, we finally examined the complementarity of $0\nu\beta\beta$ decay and DUNE in constraining the HNL parameter space. We first compared a measurement of $0\nu\beta\beta$ decay and HNL-like events at DUNE analytically, finding the implied mass splitting r_Δ in the limit

where the light neutrino mass does not saturate the observed $0\nu\beta\beta$ decay half-life and the HNL event rate is large, so the HNL contribution is tightly constrained. We then explored in more detail the parameter space of the simple 1 + 2 model by performing a Markov chain Monte Carlo scan over the statistical likelihoods of signals at LEGEND-1000 and DUNE, given the HNL pair hypothesis. We found that if both signals are seen, the mass splitting between the HNL pair is well constrained, with values $r_\Delta \sim 0.1$ implied for HNL masses around $m_N = 400$ MeV and $r_\Delta \sim 3 \times 10^{-3}$ for $m_N = 800$ MeV, shown in Fig. 9 as contours at the 68% and 95% confidence levels. If one signal is observed but not the other, we showed how the mass splitting is generally less constrained in Figs. 10 and 12. Finally, we found the regions of the parameter space in Fig. 13 where neither $0\nu\beta\beta$ decay nor HNL-like events are observed.

In this work, we have demonstrated how two very different probes of HNLs can constrain an intriguing region of the HNL parameter space where the active-sterile mixing is just above or touching the seesaw floor, $|U_{\alpha N}|^2 = m_\nu/m_N$. We therefore have the exciting prospect for $0\nu\beta\beta$ decay and DUNE to not only confirm (as their principal experimental aims) the mass ordering of the light neutrinos and their Majorana nature, but also that their masses are generated by the presence of a HNL pair with a small mass splitting.

Acknowledgments

P. D. B. has received support from the European Union’s Horizon 2020 research and innovation programme under the Marie Skłodowska-Curie grant agreement No 860881-HIDDeN. F. F. D. acknowledges support from the Science and Technology Facilities Council, part of U.K. Research and Innovation, Grant No. ST/T000880/1. M. R. thanks ICTP, Trieste for hospitality while this work was being completed. The work of F. F. D. was performed in part at the Aspen Center for Physics, which is supported by National Science Foundation grant PHY-1607611. This work was partially supported by a grant from the Simons Foundation.

A Extended Phenomenological Parametrisation

In this appendix, we generalise the phenomenological parametrisation in Sec. 2 to the $3+\mathcal{N}_S$ scenario, i.e., the SM extended to include \mathcal{N}_S gauge-singlet Weyl fermion fields. Now, the relation in Eq. (2.10) can be written as (at first-order in the active-sterile mixing angles $\vartheta_{\alpha\kappa}$),

$$m_{\alpha\beta}^\nu + m_N \Theta_{\alpha 1} \Theta_{\beta 1} + m_N (1 + r_\Delta^{21}) \Theta_{\alpha 2} \Theta_{\beta 2} + \sum_{\kappa=3}^n m_N (1 + r_\Delta^{\kappa 1}) \Theta_{\alpha\kappa} \Theta_{\beta\kappa} = 0, \quad (\text{A.1})$$

where we have defined $\Theta_{\alpha\kappa} \equiv s_{\alpha\kappa} e^{i\phi_{\alpha\kappa}/2} \approx \vartheta_{\alpha\kappa} e^{i\phi_{\alpha\kappa}/2}$ and $r_\Delta^{\kappa 1} \equiv (m_{N_\kappa} - m_N)/m_N$. It is now possible to take the diagonal elements ($\alpha = \beta$) and rearrange the expression above to find

$$\frac{\Theta_{\alpha 2}}{\Theta_{\alpha 1}} = \pm i \sqrt{\frac{1 + x_{\alpha\alpha}^\alpha}{1 + r_\Delta}}, \quad (\text{A.2})$$

where the parameter $x_{\alpha\beta}^\rho$ is given by

$$x_{\alpha\beta}^\rho \equiv \frac{m_{\alpha\beta}^\nu}{m_N \Theta_{\rho 1}^2} + \sum_{\kappa=3}^n (1 + r_\Delta^{\kappa 1}) \frac{\Theta_{\alpha\kappa} \Theta_{\beta\kappa}}{\Theta_{\rho 1}^2}. \quad (\text{A.3})$$

Additionally, it is possible to take the off-diagonal elements ($\alpha \neq \beta$) to find

$$\frac{\Theta_{\beta 1}}{\Theta_{\alpha 1}} = \frac{x_{\alpha\beta}^\alpha \pm \sqrt{(x_{\alpha\beta}^\alpha)^2 - x_{\alpha\alpha}^\alpha x_{\beta\beta}^\alpha} \sqrt{1 + x_{\alpha\alpha}^\alpha}}{x_{\alpha\alpha}^\alpha} \equiv y_{\alpha\beta}^\alpha. \quad (\text{A.4})$$

Combining these two results, we can write

$$\frac{\Theta_{\beta 2}}{\Theta_{\alpha 1}} = \pm i \sqrt{\frac{(y_{\alpha\beta}^\alpha)^2 + x_{\alpha\alpha}^\alpha}{1 + r_\Delta}}, \quad (\text{A.5})$$

which reduces to Eq. (A.2) for $\alpha = \beta$ because $y_{\alpha\alpha}^\alpha = 1$. Thus, for a given flavour α , it is possible to completely determine the mixing to the first and second HNL, $\Theta_{\beta 1}$ ($\alpha \neq \beta$) and $\Theta_{\beta 2}$ ($\beta = e, \mu, \tau$), in terms of $\Theta_{\alpha 1}$ (the convenient choice for $0\nu\beta\beta$ decay is $\alpha = e$). The three diagonal and three off-diagonal constraints in Eq. (A.1) have made it possible to eliminate 10 parameters among the $2\mathcal{N}_A\mathcal{N}_S$ parameters controlling the active-sterile mixing for \mathcal{N}_A flavours, leaving $2\mathcal{N}_A\mathcal{N}_S - 10 = 2 + 6(\mathcal{N}_S - 2)$ free parameters. Including the HNL masses, $2 + 6(\mathcal{N}_S - 2) + \mathcal{N}_S$ parameters are needed to describe the model.

In the $\mathcal{N}_S = 2$ scenario, the active-sterile mixing for three-generations is completely determined by $\Theta_{\alpha 1}$, i.e., a single active-sterile mixing $s_{\alpha 1}$ and CP phase $\phi_{\alpha 1}$, in addition to the light neutrino masses and mixing ($m_{\alpha\alpha}^\nu$) and HNL masses (m_N and r_Δ). The number of free parameters is equal to that for the minimal Casas-Ibarra parametrisation summarised in Appendix B, which uses a complex angle in the orthogonal matrix R . However, the free parameters $s_{\alpha 1}$ and $\phi_{\alpha 1}$ now have a direct physical interpretation; the mixing and CP phase of the lighter HNL for the flavour α .

For $\mathcal{N}_S = 3$, the number of free parameters increases by seven; to completely describe the active-sterile mixing for three flavours, the active-sterile mixing and CP phases for the third HNL, contained in $\Theta_{\alpha 3}$ ($\alpha = e, \mu, \tau$), and an additional mass splitting r_Δ^{31} are also required as inputs. This is only one choice for the pattern of parameters eliminated using Eq. (A.1). For example, one could instead choose to eliminate the parameters such that Θ_{ei} ($i = 1, 2, 3$) and $\Theta_{\mu i}$ ($i = 1, 2$) are input parameters. The number of free parameters proliferates for larger \mathcal{N}_S and so a larger number of measurements would be needed to constrain the HNL masses and active-sterile mixing for \mathcal{N}_S states.

In the $3 + 2$ model, the ratio in Eq. (A.2) has branch points at

$$\Theta_{\alpha 1} \equiv s_{\alpha 1} e^{\phi_{\alpha 1}/2} = \pm i \sqrt{\frac{m_{\alpha\alpha}^\nu}{m_N}}. \quad (\text{A.6})$$

This corresponds to the seesaw limit in which the heavier HNL decouples and the lighter HNL has a mixing $s_{\alpha 1} = \sqrt{|m_{\alpha\alpha}^\nu|/m_N}$ and CP phase $\phi_{\alpha 1} = \phi_{\alpha\alpha}^\nu \pm \pi$, where we have defined $m_{\alpha\alpha}^\nu \equiv |m_{\alpha\alpha}^\nu| e^{i\phi_{\alpha\alpha}^\nu}$. In the $1 + 2$ model, with $m_{\alpha\alpha}^\nu \rightarrow m_\nu$, we instead have the requirement

that $\phi_{\alpha 1} = \pm\pi$. As a matter of convention, we take the positive square root in Eq. (A.6), as well as in Eqs. (A.2), (A.4) and (A.5). Having defined the Dirac phases in Eq. (2.8) and the Majorana phases in Eq. (2.9) to lie in the ranges $[0, 2\pi]$ and $[0, 4\pi]$, respectively, the CP phases $\phi_{\alpha\kappa} = \phi_\kappa - 2\eta_{\alpha i}$ are also taken to be in the range $[0, 4\pi]$. This extended range takes into account both values of the square root sign; for example, in the inverse seesaw limit of the $3 + 2$ model, Eq. (A.4) tends to

$$\frac{\Theta_{\beta 1}}{\Theta_{\alpha 1}} = \frac{m_{\alpha\beta}^\nu \pm \sqrt{(m_{\alpha\beta}^\nu)^2 - m_{\alpha\alpha}^\nu m_{\beta\beta}^\nu}}{m_{\alpha\alpha}^\nu}. \quad (\text{A.7})$$

Both signs of the square root are taken into account by allowing the physically-relevant Majorana phase α_{21} to lie in the range $[0, 4\pi]$.

B Phenomenological vs. Minimal Casas-Ibarra Parametrisation

In this appendix we compare the phenomenological parametrisation in Sec. 2 with the minimal Casas-Ibarra parametrisation used to study the $3 + 2$ model in [53].

Firstly, we note that in the phenomenological approach of this work, the six active-sterile mixing strengths in the $3 + 2$ model can be written in terms of the elements of the light neutrino mass matrix $m_{\alpha\beta}^\nu \equiv \sum_i m_i U_{\alpha i} U_{\beta i}$ (depending on two light neutrino masses, three mixing angles, a Dirac CP phase and single Majorana phase for $m_{\text{lightest}} = 0$), the masses of the two HNLs $m_{N_1} = m_N$ and $m_{N_2} = m_N(1 + r_\Delta)$ with $r_\Delta = \Delta m_N / m_N$, a single active-sterile mixing $s_{\alpha 1}$ and CP phase $\phi_{\alpha 1}$, i.e.,

$$U_{\beta N_1} \approx s_{\alpha 1} e^{i\phi_{\alpha 1}/2} y_{\alpha\beta}^\alpha, \quad U_{\beta N_2} \approx i s_{\alpha 1} e^{i\phi_{\alpha 1}/2} \sqrt{\frac{(y_{\alpha\beta}^\alpha)^2 + x_{\beta\beta}^\alpha}{1 + r_\Delta}}, \quad (\text{B.1})$$

for $\beta = e, \mu, \tau$, where the factors $x_{\alpha\beta}^\rho$ and $y_{\alpha\beta}^\rho$ are functions of $s_{\alpha 1}$ and $\phi_{\alpha 1}$ and are given in Eqs. (2.14) and (2.16), respectively. A useful choice for the comparison of $0\nu\beta\beta$ decay and direct searches at DUNE is $\alpha = e$.

In the scheme of [53], the neutrino mass matrix is diagonalised similarly (in the normal ordering case with $m_1 = 0$) as

$$U^\dagger \mathcal{M}_\nu U^* = \text{diag}(0, m_2, m_3, m_{N_1}, m_{N_2}), \quad U = \begin{pmatrix} U_{\nu\nu} & U_{\nu N} \\ U_{N\nu} & U_{NN} \end{pmatrix}, \quad (\text{B.2})$$

where now the sub-blocks of the 5×5 mixing matrix U are parametrised as

$$U_{\nu\nu} = U_{\text{PMNS}} \begin{pmatrix} 1 & 0 \\ 0 & H \end{pmatrix}, \quad U_{\nu N} = -i U_{\text{PMNS}} \begin{pmatrix} 0 \\ H m_l^{1/2} R^T m_h^{-1/2} \end{pmatrix}, \quad (\text{B.3})$$

$$U_{N\nu} = -i \begin{pmatrix} 0 & \bar{H} m_h^{-1/2} R^* m_l^{1/2} \end{pmatrix}, \quad U_{NN} = \bar{H}. \quad (\text{B.4})$$

Here, m_l and m_h are the 2×2 matrices,

$$m_l = \begin{pmatrix} m_2 & 0 \\ 0 & m_3 \end{pmatrix}, \quad m_h = \begin{pmatrix} m_{N_1} & 0 \\ 0 & m_{N_2} \end{pmatrix}, \quad (\text{B.5})$$

containing the masses of the light and heavy states, respectively. The 2×2 matrix R is described by a single complex angle,

$$R = \begin{pmatrix} \cos(\theta_{45} + i\gamma_{45}) & \sin(\theta_{45} + i\gamma_{45}) \\ -\sin(\theta_{45} + i\gamma_{45}) & \cos(\theta_{45} + i\gamma_{45}) \end{pmatrix}. \quad (\text{B.6})$$

Finally, the 2×2 matrices H and \bar{H} can be written in terms of the matrices above as

$$H = \left[I_2 + m_l^{1/2} R^T m_h^{-1} R^* m_l^{1/2} \right]^{-1/2}, \quad \bar{H} = \left[I_2 + m_h^{-1/2} R^* m_l R^T m_h^{-1/2} \right]^{-1/2}, \quad (\text{B.7})$$

where I_2 is the 2×2 identity matrix. The active-sterile mixing contained in $U_{\nu N}$ is therefore determined by the light neutrino masses, mixing angles and phases (a Dirac phase and single Majorana phase for $m_1 = 0$) contained in m_l and U_{PMNS} , the HNL masses $m_{N_1} = m_N$ and $m_{N_2} = m_N(1 + r_\Delta)$ and the two parameters θ_{45} and γ_{45} .

The difference between the two parametrisations is the choice of (s_{e1}, ϕ_{e1}) or $(\theta_{45}, \gamma_{45})$ as free parameters. The former, which has a direct physical interpretation, is useful for considering the experimental observation of an HNL that couples to a flavour α . In that scenario, the active-sterile mixing $s_{\alpha 1}^2$ and HNL mass m_N are measured quantities, and all other active-sterile mixing strengths are determined for particular values of ϕ_{e1} and r_Δ .

References

- [1] P. Minkowski, $\mu \rightarrow e\gamma$ at a Rate of One Out of 10^9 Muon Decays?, *Phys. Lett. B* **67** (1977) 421–428.
- [2] R. N. Mohapatra and G. Senjanovic, *Neutrino Mass and Spontaneous Parity Nonconservation*, *Phys. Rev. Lett.* **44** (1980) 912.
- [3] S. Weinberg, *Baryon and Lepton Nonconserving Processes*, *Phys. Rev. Lett.* **43** (1979) 1566–1570.
- [4] M. Gell-Mann, P. Ramond, and R. Slansky, *Complex Spinors and Unified Theories*, *Conf. Proc. C* **790927** (1979) 315–321, [[arXiv:1306.4669](#)].
- [5] T. Yanagida, *Horizontal gauge symmetry and masses of neutrinos*, *Conf. Proc. C* **7902131** (1979) 95–99.
- [6] J. Schechter and J. W. F. Valle, *Neutrino Masses in $SU(2) \times U(1)$ Theories*, *Phys. Rev. D* **22** (1980) 2227.
- [7] **Particle Data Group** Collaboration, M. Tanabashi et al., *Review of Particle Physics*, *Phys. Rev.* **D98** (2018), no. 3 030001.
- [8] **Planck** Collaboration, N. Aghanim et al., *Planck 2018 results. VI. Cosmological parameters*, [[arXiv:1807.06209](#)].
- [9] A. Pilaftsis, *Radiatively induced neutrino masses and large Higgs neutrino couplings in the standard model with Majorana fields*, *Z. Phys. C* **55** (1992) 275–282, [[hep-ph/9901206](#)].
- [10] W. Buchmuller, C. Greub, and P. Minkowski, *Neutrino masses, neutral vector bosons and the scale of B - L breaking*, *Phys. Lett. B* **267** (1991) 395–399.
- [11] J. Gluza, *On teraelectronvolt Majorana neutrinos*, *Acta Phys. Polon.* **B33** (2002) 1735–1746, [[hep-ph/0201002](#)].

- [12] A. Pilaftsis, *Resonant tau-leptogenesis with observable lepton number violation*, *Phys.Rev.Lett.* **95** (2005) 081602, [[hep-ph/0408103](#)].
- [13] J. Kersten and A. Y. Smirnov, *Right-Handed Neutrinos at CERN LHC and the Mechanism of Neutrino Mass Generation*, *Phys.Rev.* **D76** (2007) 073005, [[arXiv:0705.3221](#)].
- [14] Z.-z. Xing, *Naturalness and Testability of TeV Seesaw Mechanisms*, *Prog.Theor.Phys.Suppl.* **180** (2009) 112, [[arXiv:0905.3903](#)].
- [15] M. Gavela, T. Hambye, D. Hernandez, and P. Hernandez, *Minimal Flavour Seesaw Models*, *JHEP* **0909** (2009) 038, [[arXiv:0906.1461](#)].
- [16] X.-G. He, S. Oh, J. Tandean, and C.-C. Wen, *Large Mixing of Light and Heavy Neutrinos in Seesaw Models and the LHC*, *Phys.Rev.* **D80** (2009) 073012, [[arXiv:0907.1607](#)].
- [17] R. Adhikari and A. Raychaudhuri, *Light neutrinos from massless texture and below TeV seesaw scale*, *Phys.Rev.* **D84** (2011) 033002, [[arXiv:1004.5111](#)].
- [18] A. Ibarra, E. Molinaro, and S. Petcov, *TeV Scale See-Saw Mechanisms of Neutrino Mass Generation, the Majorana Nature of the Heavy Singlet Neutrinos and $(\beta\beta)_{0\nu}$ -Decay*, *JHEP* **1009** (2010) 108, [[arXiv:1007.2378](#)].
- [19] F. F. Deppisch and A. Pilaftsis, *Lepton Flavour Violation and θ_{13} in Minimal Resonant Leptogenesis*, *Phys.Rev.* **D83** (2011) 076007, [[arXiv:1012.1834](#)].
- [20] A. Ibarra, E. Molinaro, and S. T. Petcov, *Low Energy Signatures of the TeV Scale See-Saw Mechanism*, *Phys.Rev.* **D84** (2011) 013005, [[arXiv:1103.6217](#)].
- [21] M. Mitra, G. Senjanović, and F. Vissani, *Neutrinoless Double Beta Decay and Heavy Sterile Neutrinos*, *Nucl.Phys.* **B856** (2012) 26, [[arXiv:1108.0004](#)].
- [22] M. Shaposhnikov, *A Possible symmetry of the nuMSM*, *Nucl.Phys.* **B763** (2007) 49, [[hep-ph/0605047](#)].
- [23] C.-H. Lee, P. S. B. Dev, and R. N. Mohapatra, *Natural TeV-scale left-right seesaw mechanism for neutrinos and experimental tests*, *Phys.Rev.* **D88** (2013) 093010, [[arXiv:1309.0774](#)].
- [24] P. Chattopadhyay and K. M. Patel, *Discrete symmetries for electroweak natural type-I seesaw mechanism*, *Nucl. Phys.* **B921** (2017) 487–506, [[arXiv:1703.09541](#)].
- [25] R. N. Mohapatra, *Mechanism for understanding small neutrino mass in superstring theories*, *Phys. Rev. Lett.* **56** (1986) 561.
- [26] S. Nandi and U. Sarkar, *A Solution to the Neutrino Mass Problem in Superstring E6 Theory*, *Phys.Rev.Lett.* **56** (1986) 564.
- [27] R. N. Mohapatra and J. W. F. Valle, *Neutrino mass and baryon-number nonconservation in superstring models*, *Phys. Rev.* **D34** (1986) 1642.
- [28] D. Wyler and L. Wolfenstein, *Massless neutrinos in left-right symmetric models*, *Nucl. Phys.* **B218** (1983) 205.
- [29] E. K. Akhmedov, M. Lindner, E. Schnapka, and J. W. F. Valle, *Left-right symmetry breaking in njl approach*, *Phys. Lett.* **B368** (1996) 270–280, [[hep-ph/9507275](#)].
- [30] E. K. Akhmedov, M. Lindner, E. Schnapka, and J. W. F. Valle, *Dynamical left-right symmetry breaking*, *Phys. Rev.* **D53** (1996) 2752–2780, [[hep-ph/9509255](#)].
- [31] M. Malinsky, J. C. Romao, and J. W. F. Valle, *Novel supersymmetric $so(10)$ seesaw mechanism*, *Phys. Rev. Lett.* **95** (2005) 161801.

- [32] E. Ma, *Deciphering the Seesaw Nature of Neutrino Mass from Unitarity Violation*, *Mod. Phys. Lett. A* **24** (2009) 2161–2165, [[arXiv:0904.1580](#)].
- [33] P. S. B. Dev and A. Pilaftsis, *Minimal Radiative Neutrino Mass Mechanism for Inverse Seesaw Models*, *Phys.Rev.* **D86** (2012) 113001, [[arXiv:1209.4051](#)].
- [34] P. S. B. Dev and A. Pilaftsis, *Light and Superlight Sterile Neutrinos in the Minimal Radiative Inverse Seesaw Model*, *Phys.Rev.* **D87** (2013), no. 5 053007, [[arXiv:1212.3808](#)].
- [35] **PIONEER** Collaboration, W. Altmannshofer et al., *PIONEER: Studies of Rare Pion Decays*, [arXiv:2203.01981](#).
- [36] M. Drewes, J. Hajer, J. Klaric, and G. Lanfranchi, *NA62 sensitivity to heavy neutral leptons in the low scale seesaw model*, *JHEP* **07** (2018) 105, [[arXiv:1801.04207](#)].
- [37] P. Ballett, T. Boschi, and S. Pascoli, *Heavy Neutral Leptons from low-scale seesaws at the DUNE Near Detector*, *JHEP* **03** (2020) 111, [[arXiv:1905.00284](#)].
- [38] **SHiP** Collaboration, C. Ahdida et al., *Sensitivity of the SHiP experiment to Heavy Neutral Leptons*, *JHEP* **04** (2019) 077, [[arXiv:1811.00930](#)].
- [39] A. Blondel et al., *Searches for long-lived particles at the future FCC-ee*, *Front. in Phys.* **10** (2022) 967881, [[arXiv:2203.05502](#)].
- [40] **LEGEND** Collaboration, N. Abgrall et al., *The Large Enriched Germanium Experiment for Neutrinoless $\beta\beta$ Decay: LEGEND-1000 Preconceptual Design Report*, [arXiv:2107.11462](#).
- [41] P. D. Bolton, F. F. Deppisch, and P. S. Bhupal Dev, *Neutrinoless double beta decay versus other probes of heavy sterile neutrinos*, *JHEP* **03** (2020) 170, [[arXiv:1912.03058](#)].
- [42] P. D. Bolton, F. F. Deppisch, and P. S. B. Dev, *Probes of Heavy Sterile Neutrinos*, in *56th Rencontres de Moriond on Electroweak Interactions and Unified Theories*, 6, 2022. [arXiv:2206.01140](#).
- [43] O. Ruchayskiy and A. Ivashko, *Restrictions on the lifetime of sterile neutrinos from primordial nucleosynthesis*, *JCAP* **1210** (2012) 014, [[arXiv:1202.2841](#)].
- [44] M. Fukugita and T. Yanagida, *Baryogenesis without grand unification*, *Phys. Lett.* **B174** (1986) 45.
- [45] S. Davidson and A. Ibarra, *A lower bound on the right-handed neutrino mass from leptogenesis*, *Phys. Lett.* **B535** (2002) 25–32, [[hep-ph/0202239](#)].
- [46] L. Canetti and M. Shaposhnikov, *Baryon Asymmetry of the Universe in the NuMSM*, *JCAP* **09** (2010) 001, [[arXiv:1006.0133](#)].
- [47] A. Pilaftsis, *CP violation and baryogenesis due to heavy Majorana neutrinos*, *Phys.Rev.* **D56** (1997) 5431–5451, [[hep-ph/9707235](#)].
- [48] J. Schechter and J. W. F. Valle, *Comment on the Lepton Mixing Matrix*, *Phys. Rev. D* **21** (1980) 309.
- [49] A. Abada, A. Hernandez-Cabezudo, and X. Marciano, *Beta and Neutrinoless Double Beta Decays with KeV Sterile Fermions*, *JHEP* **01** (2019) 041, [[arXiv:1807.01331](#)].
- [50] W. Grimus and L. Lavoura, *One-loop corrections to the seesaw mechanism in the multi-Higgs-doublet standard model*, *Phys. Lett. B* **546** (2002) 86–95, [[hep-ph/0207229](#)].
- [51] E. Fernandez-Martinez, J. Hernandez-Garcia, J. Lopez-Pavon, and M. Lucente, *Loop level constraints on Seesaw neutrino mixing*, *JHEP* **10** (2015) 130, [[arXiv:1508.03051](#)].

- [52] J. A. Casas and A. Ibarra, *Oscillating neutrinos and $\mu \rightarrow e, \gamma$* , *Nucl. Phys. B* **618** (2001) 171–204, [[hep-ph/0103065](#)].
- [53] A. Donini, P. Hernandez, J. Lopez-Pavon, M. Maltoni, and T. Schwetz, *The minimal 3+2 neutrino model versus oscillation anomalies*, *JHEP* **07** (2012) 161, [[arXiv:1205.5230](#)].
- [54] V. Cirigliano et al., *Towards Precise and Accurate Calculations of Neutrinoless Double-Beta Decay: Project Scoping Workshop Report*, *J. Phys. G* **49** (2022) 120502, [[arXiv:2207.01085](#)].
- [55] V. Cirigliano, W. Dekens, J. De Vries, M. L. Graesser, E. Mereghetti, S. Pastore, and U. Van Kolck, *New Leading Contribution to Neutrinoless Double- β Decay*, *Phys. Rev. Lett.* **120** (2018), no. 20 202001, [[arXiv:1802.10097](#)].
- [56] W. Dekens, J. de Vries, K. Fuyuto, E. Mereghetti, and G. Zhou, *Sterile neutrinos and neutrinoless double beta decay in effective field theory*, *JHEP* **06** (2020) 097, [[arXiv:2002.07182](#)].
- [57] F. Simkovic, G. Pantis, J. D. Vergados, and A. Faessler, *Additional nucleon current contributions to neutrinoless double beta decay*, *Phys. Rev. C* **60** (1999) 055502, [[hep-ph/9905509](#)].
- [58] J. Barea, J. Kotila, and F. Iachello, *Nuclear matrix elements for double- β decay*, *Phys. Rev. C* **87** (2013), no. 1 014315, [[arXiv:1301.4203](#)].
- [59] J. Menéndez, *Neutrinoless $\beta\beta$ decay mediated by the exchange of light and heavy neutrinos: The role of nuclear structure correlations*, *J. Phys. G* **45** (2018), no. 1 014003, [[arXiv:1804.02105](#)].
- [60] L. Gráf, M. Lindner, and O. Scholer, *Unraveling the $0\nu\beta\beta$ decay mechanisms*, *Phys. Rev. D* **106** (2022), no. 3 035022, [[arXiv:2204.10845](#)].
- [61] J. M. Berryman, A. de Gouvea, P. J. Fox, B. J. Kayser, K. J. Kelly, and J. L. Raaf, *Searches for Decays of New Particles in the DUNE Multi-Purpose Near Detector*, *JHEP* **02** (2020) 174, [[arXiv:1912.07622](#)].
- [62] P. Coloma, E. Fernández-Martínez, M. González-López, J. Hernández-García, and Z. Pavlovic, *GeV-scale neutrinos: interactions with mesons and DUNE sensitivity*, *Eur. Phys. J. C* **81** (2021), no. 1 78, [[arXiv:2007.03701](#)].
- [63] I. Krasnov, *On DUNE prospects in the search for sterile neutrinos*, [[arXiv:1902.06099](#)].
- [64] T. Sjöstrand, S. Ask, J. R. Christiansen, R. Corke, N. Desai, P. Ilten, S. Mrenna, S. Prestel, C. O. Rasmussen, and P. Z. Skands, *An introduction to PYTHIA 8.2*, *Comput. Phys. Commun.* **191** (2015) 159–177, [[arXiv:1410.3012](#)].
- [65] B. Batell, J. A. Evans, S. Gori, and M. Rai, *Dark Scalars and Heavy Neutral Leptons at DarkQuest*, *JHEP* **05** (2021) 049, [[arXiv:2008.08108](#)].
- [66] K. Bondarenko, A. Boyarsky, D. Gorbunov, and O. Ruchayskiy, *Phenomenology of GeV-scale Heavy Neutral Leptons*, *JHEP* **11** (2018) 032, [[arXiv:1805.08567](#)].
- [67] S. Antusch, E. Cazzato, and O. Fischer, *Resolvable heavy neutrino–antineutrino oscillations at colliders*, *Mod. Phys. Lett. A* **34** (2019), no. 07n08 1950061, [[arXiv:1709.03797](#)].
- [68] J.-L. Tastet and I. Timiryasov, *Dirac vs. Majorana HNLs (and their oscillations) at SHiP*, *JHEP* **04** (2020) 005, [[arXiv:1912.05520](#)].
- [69] J.-L. Tastet, O. Ruchayskiy, and I. Timiryasov, *Reinterpreting the ATLAS bounds on heavy*

neutral leptons in a realistic neutrino oscillation model, *JHEP* **12** (2021) 182, [[arXiv:2107.12980](#)].

- [70] S. Bray, J. S. Lee, and A. Pilaftsis, *Resonant CP violation due to heavy neutrinos at the LHC*, *Nucl.Phys.* **B786** (2007) 95–118, [[hep-ph/0702294](#)].
- [71] P. S. B. Dev, A. Pilaftsis, and U.-K. Yang, *New Production Mechanism for Heavy Neutrinos at the LHC*, *Phys.Rev.Lett.* **112** (2014), no. 8 081801, [[arXiv:1308.2209](#)].
- [72] A. M. Abdullahi et al., *The Present and Future Status of Heavy Neutral Leptons*, in *2022 Snowmass Summer Study*, 3, 2022. [arXiv:2203.08039](#).
- [73] **LEGEND** Collaboration, N. Abgrall et al., *The Large Enriched Germanium Experiment for Neutrinoless Double Beta Decay (LEGEND)*, *AIP Conf. Proc.* **1894** (2017), no. 1 020027, [[arXiv:1709.01980](#)].
- [74] M. Agostini, G. Benato, J. A. Detwiler, J. Menéndez, and F. Vissani, *Toward the discovery of matter creation with neutrinoless double-beta decay*, [arXiv:2202.01787](#).
- [75] M. Agostini, F. F. Deppisch, and G. Van Goffrier, *Probing the Mechanism of Neutrinoless Double-Beta Decay in Multiple Isotopes*, [arXiv:2212.00045](#).
- [76] G. Cowan, K. Cranmer, E. Gross, and O. Vitells, *Asymptotic formulae for likelihood-based tests of new physics*, *Eur. Phys. J. C* **71** (2011) 1554, [[arXiv:1007.1727](#)]. [Erratum: *Eur.Phys.J.C* 73, 2501 (2013)].