

Computational analysis of NM-polynomial based topological indices and graph-entropies of carbon nanotube Y-junctions

Sohan Lal¹, Vijay Kumar Bhat^{1,*}, Sahil Sharma¹

¹School of Mathematics, Shri Mata Vaishno Devi University,

Katra-182320, Jammu and Kashmir, India.

sohan1993sharma@gmail.com, vijaykumarbhat2000@yahoo.com, sahilsharma2634@gmail.com

Abstract

Carbon nanotube Y-junctions are of great interest to the next generation of innovative multi-terminal nanodevices. Topological indices are graph-theoretically based parameters that describe various structural properties of a chemical molecule. The entropy of a graph is a topological descriptor that serves to characterize the complexity of the underlying molecular graph. The concept of entropy is a physical property of a thermodynamic system. Graph entropies are the essential thermophysical quantities defined for various graph invariants and are applied to measure the heterogeneity and relative stabilities of molecules. In this paper, several neighborhood degree sum-based topological indices including graph-based entropies of carbon nanotube Y-junction graphs are computed.

Keywords: Armchair carbon nanotube, graph entropy, NM-polynomial, topological indices, Y-junction graph.

MSC (2020): 05C10, 05C35, 05C90

1 Introduction

Nanotechnology is currently popular because of its evolving, electron transfer property and low-cost implementation. Nanotubes [1], were discovered in 1985 and carbon nanotubes [2] in 1991. In nanoscience and technology, branched or non-straight carbon nanotubes such as L, T, X, and Y have a lot of applications in electronic devices, such as three-terminal transistors, multi-terminal nanoelectronics, switches, amplifiers, etc., [3, 4, 5, 6, 7, 8]. These junctions are a great option for the production of nanoscale electronic devices with better switching and reliable transport properties at room temperature. For more applications of carbon nanotube Y-junctions, we refer to [9, 10, 11].

The first proposed branched carbon nanotube was of Y shape, commonly known as Y-junction or three-terminal junction. These junctions are classified as an armchair, zig-zag, or chiral depending on the chirality of connected carbon nanotubes. Also, they can be single-walled or multi-walled, symmetric or asymmetric, capped or uncapped. A carbon nanotube is called uncapped if both ends are open. A Y-junction is called symmetric if the nanotubes joining in the Y shape are identical, heptagons appeared isolated, and are distributed symmetrically. For various symmetric and asymmetric carbon nanotube Y-junctions, we refer to [12, 13, 14, 15].

A carbon nanotube Y-junction is formed by joining three identical carbon nanotubes in a Y-shaped pattern. These junctions contain exactly six hexagons as well as heptagons at the branching points. The first structural model of symmetrical single-walled armchair carbon nanotube Y-junctions was proposed by Chernozatonskii [16] and Scuseria [17], independently, in 1992. These junctions were experimentally observed [18] in 1995. For more applications and properties of carbon nanotube Y-junction graphs, we refer to [19, 20, 21].

Mathematical chemistry is a branch of theoretical chemistry that employs mathematical techniques to explain the molecular structure of a chemical molecule and its physicochemical properties. Molecular graphs are a visual representation of a chemical molecule with vertices representing atoms and edges representing bonds between the atoms [22]. Let $G = (V(G), E(G))$ be a molecular graph with vertex set $V(G)$ and edge set $E(G)$. The order of a molecular graph G is defined as the total number of vertices in G , denoted by $|V(G)|$, and the number of edges in G is called size of G , denoted by $|E(G)|$. Any edge of the graph connecting its vertices u and v , is denoted by $e = uv \in E(G)$. Two vertices of graph G are said to be adjacent if there exists an edge between them. The degree of vertex $v \in V(G)$, denoted by $d(v)$, is defined as the number of vertices that are adjacent to

vertex v , i.e., $d(v) = |\{u : e = uv \in E(G)\}|$. The neighborhood degree sum of vertex $v \in V(G)$ is denoted by $d_n(v)$, and is defined as the sum of the degrees of all vertices that are adjacent to v , i.e., $d_n(v) = \sum_u d(u) : uv \in E(G)$. The minimum cardinality of the set $K \subseteq V(G)$ such that $G \setminus K$ is disconnected graph is called connectivity or vertex-connectivity of a connected graph G . The connected graph G is said to be k -connected if its connectivity is k .

Topological indices are the numerical values calculated from molecular graphs to describe various structural properties of the chemical molecule. They are frequently used to model many physico-chemical properties in various quantitative structure-property/activity relationship (QSPR/QSAR) studies [23, 24, 25]. In 1947, the chemist Harold Wiener [26] initiated the concept of topological indices. Since then, various topological indices have been introduced, and a lot of research has been conducted toward computing the indices for different molecular graphs and networks. A topological index based on the degree of end vertices of an edge can predict various physicochemical properties of the molecule, such as heat of formation, strain energy, entropy, enthalpy, boiling points, flash point, etc., without using any weight lab [24].

The Zagreb indices and their variations have been used to investigate molecular complexity, ZE-isomerism, and chirality [27]. In general, the Zagreb indices have shown applicability for deriving multilinear regression models. Ghorbani and Hosseinzadeh [28] introduced the third version of the Zagreb index and shows that this index shows a good correlation with acentric factor and entropy of the octane isomers. Mondal et al. [29] introduced neighborhood degree sum-based topological indices namely neighborhood version of forgotten topological index and neighborhood version of second modified Zagreb index and discuss some mathematical properties and degeneracy of these novel indices. For more neighborhood degree sum-based topological indices, their properties, and applications, we refer to [24, 30, 31].

The process of computing the topological indices of a molecular graph from their definitions is complex and time-consuming. Thus, for a particular family of graphs and networks, algebraic polynomials play an important role in reducing the computational time and complexity when computing its topological indices. In short, with the help of algebraic polynomials, one can easily compute various kinds of graph indices within a short span of time. The NM-polynomial plays vital role in the computation of neighborhood degree sum-based topological indices. Let $d_n(v)$ denotes the neighborhood degrees sum of vertex $v \in V(G)$. Then, the neighborhood M-polynomial (NM-polynomial) of G is defined as [30, 32, 33]

$$NM(G; x, y) = \sum_{i \leq j} |E_{ij}(G)| x^i y^j \quad (1)$$

where, $|E_{ij}(G)|$, $i, j \geq 1$, be the number of all edges $e = uv \in E(G)$ such that $\{d_n(u) = i, d_n(v) = j\}$.

Recently, various neighborhood degree sum-based topological indices have been computed via the NM-polynomial technique. For example, Mondal et al. [30, 34] obtained some neighborhood and multiplicative neighborhood degree sum-based indices of molecular graphs by using their NM-polynomials. Kirmani et al. [24] and Mondal et al. [35], investigated some neighborhood degree sum-based topological indices of antiviral drugs used for the treatment of COVID-19 via the NM-polynomial technique. Shanmukha et al. [36] computed the topological indices of porous graphene via NM-polynomial method. For more neighborhood degree sum-based topological indices via NM-polynomials, we refer to [24, 35, 37, 38].

Some neighborhood degree sum-based topological indices and their derivation from NM-polynomial are given in Table 1.

In chemical graph theory, the determination of the structural information content [39] of a graph is mostly based on the vertex partition of a graph to obtain a probability distribution of its vertex set [40]. Based on such a probability distribution, the entropy of a graph can be defined. Thus, the structural information content of a graph is defined as the entropy of the underlying graph topology. The concept of graph entropy or entropy of graph was first time appeared in [41], where molecular graphs are used to study the information content of an organism. Entropy-based methods are powerful tools to investigate various problems in cybernetics, mathematical chemistry, pattern recognition, and computational physics [22, 39, 42, 43, 44].

Table 1: Description of some topological indices and its derivation from NM-polynomial

Topological index	Formula	Derivation from $NM(G; x, y)$
Third version of Zagreb index [28]: $NM_1(G)$	$\sum_{uv \in E(G)} (d_n(u) + d_n(v))$	$(D_x + D_y)(NM(G; x, y)) _{x=y=1}$
Neighborhood second Zagreb index [29]: $NM_2(G)$	$\sum_{uv \in E(G)} (d_n(u)d_n(v))$	$(D_x D_y)(NM(G; x, y)) _{x=y=1}$
Neighborhood second modified Zagreb index [30]: ${}^m M_2(G)$	$\sum_{uv \in E(G)} (\frac{1}{d_n(u)d_n(v)})$	$(S_x S_y)(NM(G; x, y)) _{x=y=1}$
Neighborhood forgotten topological index [29]: $NF(G)$	$\sum_{uv \in E(G)} (d_n^2(u) + d_n^2(v))$	$(D_x^2 + D_y^2)(NM(G; x, y)) _{x=y=1}$
Third NDe index [30]: $ND_3(G)$	$\sum_{uv \in E(G)} d_n(u)d_n(v)(d_n(u) + d_n(v))$	$D_x D_y (D_x + D_y)(NM(G; x, y)) _{x=y=1}$
Neighborhood general Randic index [30]: $NR_\alpha(G)$	$\sum_{uv \in E(G)} d_n^\alpha(u)d_n^\alpha(v)$	$(D_x^\alpha D_y^\alpha)(NM(G; x, y)) _{x=y=1}$
Neighborhood inverse Randic index [30]: $NRR_\alpha(G)$	$\sum_{uv \in E(G)} \frac{1}{d_n^\alpha(u)d_n^\alpha(v)}$	$(S_x^\alpha S_y^\alpha)(NM(G; x, y)) _{x=y=1}$
Fifth NDe index [30]: $ND_5(G)$	$\sum_{uv \in E(G)} (\frac{d_n^2(u) + d_n^2(v)}{d_n(u)d_n(v)})$	$(D_x S_y + S_x D_y)(NM(G; x, y)) _{x=y=1}$
Neighborhood harmonic index [30]: $NH(G)$	$\sum_{ab \in E(G)} \frac{2}{d_n(u) + d_n(v)}$	$2S_x T(NM(G; x, y)) _{x=y=1}$
Neighborhood inverse sum indeg index [30]: $NI(G)$	$\sum_{uv \in E(G)} (\frac{d_n(u)d_n(v)}{d_n(u) + d_n(v)})$	$(S_x T D_x D_y)(NM(G; x, y)) _{x=y=1}$
where, $D_x = x(\frac{\partial(NM(G; x, y))}{\partial x})$, $D_y = y(\frac{\partial(NM(G; x, y))}{\partial y})$, $S_x = \int_0^x \frac{NM(G; t, y)}{t} dt$, $S_y = \int_0^y \frac{NM(G; x, t)}{t} dt$, $T(NM(G; x, y)) = NM(G; x, x)$.		

Entropy is a measure of randomness, uncertainty, heterogeneity, or lack of information in a system. Based on information indices, there are various approaches to deriving graph entropy from the topological structure of a given chemical molecule [45]. For example, Trucco [39] and Rashevsky [41] defined graph entropies in terms of degree of vertex, extended degree sequences, and number of vertices of a molecular graph. Tan and Wu [46] study network heterogeneity by using vertex-degree based entropies. Mowshowitz defined the entropy of a graph in terms of equivalence relations defined on the vertex set of a graph and discussed some properties related to structural information [47, 48, 49, 50].

Recently, Shabbir and Nadeem [51] defined graph entropies in terms of topological indices for the molecular graphs of carbon nanotube Y-junctions and developed the regression models between the graph entropies and topological indices. Nadeem et al. [52] calculated some degree-based topological indices for armchair carbon semicapped and capped nanotubes and investigated their chemical and physical properties. Baća et al. [53] computed some degree-based topological indices of a carbon nanotube network and studied its properties. Azeem et al. [54] calculated some M-polynomials based topological indices of carbon nanotube Y-junctions and their variants. Ahmad [55], studied some ve-degree based topological indices of carbon nanotube Y-junctions and discussed their properties. Ayesha [56] calculated the bond energy of symmetrical single-walled armchair carbon nanotube Y-junctions and developed regression models between bond energy and topological indices. Rahul et al. [57] calculated some degree-based topological indices and graph-entropies of graphene, graphyne, and graphdiyne by using Shannon's approach.

The above-mentioned literature and applications of carbon nanotubes in the field of nanoscience and technology inspired us to develop more research on the molecular structure of carbon nanotube Y-junction and their variants. In addition, no work has been reported on NM-polynomial based topological indices and index-entropies of Y-junction graphs. Therefore, the main contribution of this study includes the following:

- Computation of NM-polynomials of carbon nanotube Y-junction graphs.
- Computation of some neighborhood degree sum-based topological indices from NM-polynomials.
- Some graph index-entropies in terms of topological indices are defined and computed.

- Comparative analysis of obtained topological indices and graph index-entropies of Y-junction graphs.

2 Aim and Methodology

We use the edge partition technique, graph-theoretical tools, combinatorial computation, and the degree counting method to derive our results. The degree of end vertices is used to generate the patterns of edge partitions of the Y-junction graphs. Using such partitions, a general expression of NM-polynomials is derived. Then, several neighborhood degree sum-based topological indices are obtained from the expression of these NM-polynomials with the help of Table 1. Also, graph index-entropies in terms of topological indices have been defined by using edge-weight functions and computed for Y-junction graphs.

The paper is structured as follows: In Section 3, we define topological index-based graph entropies. The Y-junction graphs and their constructions are described in Section 4. In Section 5, the general expression of the NM-polynomials and neighborhood degree sum-based topological indices of Y-junction graphs are presented. Section 6 describes the graph index-entropies of Y-junction graphs. The numerical analysis of the findings is discussed in Section 7. Finally, the conclusion is drawn and discussed in Section 8.

3 Definitions and Preliminaries

In this section, we define graph index-entropies in terms of an edge-weight function. In 2008, Dehmer [40] defined the entropy for a connected graph G as follows:

Definition 1. [40] Let $G = (V(G), E(G))$ be a connected graph of order n and g be an arbitrary information functional. Then the entropy of G is defined as

$$H_g(G) = - \sum_{i=1}^n \frac{g(v_i)}{\sum_{i=1}^n g(v_i)} \log \left(\frac{g(v_i)}{\sum_{i=1}^n g(v_i)} \right). \quad (2)$$

Since an information function defined on the vertex set of a graph is an arbitrary function. Hence, Dehmer's definition shows the possibility of producing various graph entropies for a variation in the selection of information functionals. For such graph entropy, we can refer to [58, 59, 60].

Let $\beta : E(G) \rightarrow \mathbb{R}^+ \cup \{0\}$ be an edge-weight function and $d_n(u) = \sum_{uv \in E(G)} d(u)$, denotes the sum of degrees of end vertices of an edges incident to vertex $u \in V(G)$ (also known as neighborhood degree-sum of vertex u). Then, for eight different edge-weight functions, the third-version of Zagreb index, neighborhood second Zagreb index, neighborhood forgotten topological index, neighborhood second modified Zagreb index, third NDe index, fifth NDe index, neighborhood harmonic index and neighborhood inverse sum indeg index-entropies have been defined in the following manner:

- **Third-version of Zagreb index-entropy:** If $e = uv$ is an edge of a connected graph G and $\beta_1(e) = d_n(u) + d_n(v)$ is an edge-weight function defined on $E(G)$. Then, the third-version of Zagreb index is

$$NM_1(G) = \sum_{e=uv \in E(G)} \beta_1(e) = \sum_{e=uv \in E(G)} d_n(u) + d_n(v). \quad (3)$$

Equation (2) for this edge-weight function gives us

$$\begin{aligned} H_{\beta_1}(G) &= - \sum_{e \in E(G)} \frac{\beta_1(e)}{\sum_{e \in E(G)} \beta_1(e)} \log \left(\frac{\beta_1(e)}{\sum_{e \in E(G)} \beta_1(e)} \right) \\ &= - \frac{1}{\sum_{e \in E(G)} \beta_1(e)} \sum_{e \in E(G)} \beta_1(e) \left(\log(\beta_1(e)) - \log \sum_{e \in E(G)} \beta_1(e) \right) \end{aligned}$$

$$\begin{aligned}
&= -\frac{1}{\sum_{e \in E(G)} \beta_1(e)} \sum_{e \in E(G)} \beta_1(e) \log(\beta_1(e)) + \frac{1}{\sum_{e \in E(G)} \beta_1(e)} \sum_{e \in E(G)} \beta_1(e) \log\left(\sum_{e \in E(G)} \beta_1(e)\right) \\
&= \log\left(\sum_{e \in E(G)} \beta_1(e)\right) - \frac{1}{\sum_{e \in E(G)} \beta_1(e)} \sum_{e \in E(G)} \beta_1(e) \log(\beta_1(e)).
\end{aligned}$$

On replacing $\sum_{e \in E(G)} \beta_1(e)$ by $NM_1(G)$ in the above equation, we get the following third-version of Zagreb index-entropy

$$H_{\beta_1}(G) = \log(NM_1(G)) - \frac{1}{NM_1(G)} \sum_{e \in E(G)} \beta_1(e) \log \beta_1(e). \quad (4)$$

Similarly, we define other graph index-entropies as follows:

- **Neighborhood second Zagreb index-entropy:** For $\beta_2(e) = d_n(u)d_n(v)$, the neighborhood second Zagreb index and neighborhood second Zagreb index-entropy are

$$NM_2(G) = \sum_{e=uv \in E(G)} d_n(u)d_n(v), \quad (5)$$

and

$$H_{\beta_2}(G) = \log(NM_2(G)) - \frac{1}{NM_2(G)} \sum_{e \in E(G)} \beta_2(e) \log \beta_2(e). \quad (6)$$

- **Neighborhood forgotten topological index-entropy:** For $\beta_3(e) = d_n^2(u) + d_n^2(v)$, the neighborhood forgotten topological index and neighborhood forgotten topological index-entropy are

$$NF(G) = \sum_{e=uv \in E(G)} d_n^2(u) + d_n^2(v), \quad (7)$$

and

$$H_{\beta_3}(G) = \log(NF(G)) - \frac{1}{NF(G)} \sum_{e \in E(G)} \beta_3(e) \log \beta_3(e). \quad (8)$$

- **Neighborhood second modified Zagreb index-entropy:** For $\beta_4(e) = \frac{1}{d_n(u)d_n(v)}$, the neighborhood second modified Zagreb index and neighborhood second modified Zagreb index-entropy are

$$^{nm}M_2(G) = \sum_{e=uv \in E(G)} \frac{1}{d_n(u)d_n(v)}, \quad (9)$$

and

$$H_{\beta_4}(G) = \log(^{nm}M_2(G)) - \frac{1}{^{nm}M_2(G)} \sum_{e \in E(G)} \beta_4(e) \log \beta_4(e). \quad (10)$$

- **Third NDe index-entropy:** For $\beta_5(e) = d_n(u)d_n(v)(d_n(u) + d_n(v))$, the third NDe index and third NDe index-entropy are

$$ND_3(G) = \sum_{e=uv \in E(G)} d_n(u)d_n(v)(d_n(u) + d_n(v)), \quad (11)$$

and

$$H_{\beta_5}(G) = \log(ND_3(G)) - \frac{1}{ND_3(G)} \sum_{e \in E(G)} \beta_5(e) \log \beta_5(e). \quad (12)$$

- **Fifth NDe index-entropy:** For $\beta_6(e) = \frac{d_n(u)}{d_n(v)} + \frac{d_n(v)}{d_n(u)}$, the fifth NDe index and fifth NDe index-entropy are

$$ND_5(G) = \sum_{e=uv \in E(G)} \frac{d_n(u)}{d_n(v)} + \frac{d_n(v)}{d_n(u)}, \quad (13)$$

and

$$H_{\beta_6}(G) = \log(ND_5(G)) - \frac{1}{ND_5(G)} \sum_{e \in E(G)} \beta_6(e) \log \beta_6(e). \quad (14)$$

- **Neighborhood harmonic index-entropy:** For $\beta_7(e) = \frac{2}{d_n(u)+d_n(v)}$, the neighborhood harmonic index and neighborhood harmonic index-entropy are

$$NH(G) = \sum_{e=uv \in E(G)} \frac{2}{d_n(u) + d_n(v)}, \quad (15)$$

and

$$H_{\beta_7}(G) = \log(NH(G)) - \frac{1}{NH(G)} \sum_{e \in E(G)} \beta_7(e) \log \beta_7(e). \quad (16)$$

- **Neighborhood inverse sum indeg index-entropy:** For $\beta_8(e) = \frac{d_n(u)d_n(v)}{d_n(u)+d_n(v)}$, the neighborhood inverse sum index and neighborhood inverse sum index-entropy are

$$NI(G) = \sum_{e=uv \in E(G)} \frac{d_n(u)d_n(v)}{d_n(u) + d_n(v)}, \quad (17)$$

and

$$H_{\beta_8}(G) = \log(NI(G)) - \frac{1}{NI(G)} \sum_{e \in E(G)} \beta_8(e) \log \beta_8(e). \quad (18)$$

4 Y-Junction Graphs

The Y-junctions examined in this study are created by the covalent connection of three identical single-walled carbon nanotubes crossing at an angle of 120° and are uniquely determined by their chiral vector $v = nv_1 + nv_2$, where v_1 and v_2 are graphene sheet lattice vectors and n is non-negative integer. Let $m \geq 1$ and $n \geq 4$ be an even integer. Then, an uncapped symmetrical single-walled carbon nanotube Y-junction is made up of an armchair $Y(n, n)$ and three identical single-walled armchair carbon nanotubes $T_m(n, n)$ each of length m (layers of hexagones), denoted by $Y^m(n, n)$. In $Y^m(n, n)$, we have $\frac{3}{4}n^2 - \frac{3}{2}n + 5$ faces including three openings (where the tubes meet to the amchair) each of chirality (n, n) , six heptagones, and $\frac{3}{4}n^2 - \frac{3}{2}n - 4$ hexagones. In addition, the tube $T_m(n, n)$ contains $2mn$ hexagonal faces.

Let n , m , and l be positive integers with $m \geq 1$ and $n = 2l$, for some $l \geq 2$. Then $J = J^m(n, n)$ be the Y-junction graph of $Y^m(n, n)$. It has $9l^2 - 3l + 2$ hexagonal rings along with six heptagons. The graph J is of order $6l^2 + 18l + 6 + 24ml$ and size $9l^2 + 21l + 9 + 36ml$. It has $6l^2 + 12l + 6 + 24ml$ vertices of degree three and $12l$ vertices of degree two. Note that graph J is a 2-connected graph.

Along with 2-connected Y-junction graph J , the 1-connected Y-junction graphs have also been taken into consideration. These graphs are obtained by adding pendants to the degree 2 vertices of the 2-connected graph J . Note that, each tube of J has $2n$ vertices of degree 2. Therefore, the graph J has $6n$ vertices of degree 2.

The graph obtained by connecting $2n$ pendants to any one tube in J is denoted by J_1 , and we call it as second type Y-junction graph. The order and size of graph J_1 are $6l^2 + 22l + 6 + 24ml$ and $9l^2 + 25l + 9 + 36ml$, respectively. The graph J_2 represents a graph which is obtained by attaching $4n$ pendants to any two tubes of J and we call it as third type Y-junction graph. In J_2 , we have $6l^2 + 26l + 6 + 24ml$ vertices and $9l^2 + 29l + 9 + 36ml$ edges. The graph obtained by joining $6n$ pendants to all the three tubes of J is denoted by J_3 , and we called it as fourth type Y-junction graph. It has $6l^2 + 30l + 6 + 24ml$ vertices and $9l^2 + 33l + 9 + 36ml$ edges. The carbon nanotube Y-junction graphs J , J_1 , J_2 , and J_3 are shown in Figure 1.

The edge partition of Y-junction graphs J , J_1 , J_2 , and J_3 based on the neighborhood degree-sum of end vertices of an edge is given in Table 2.

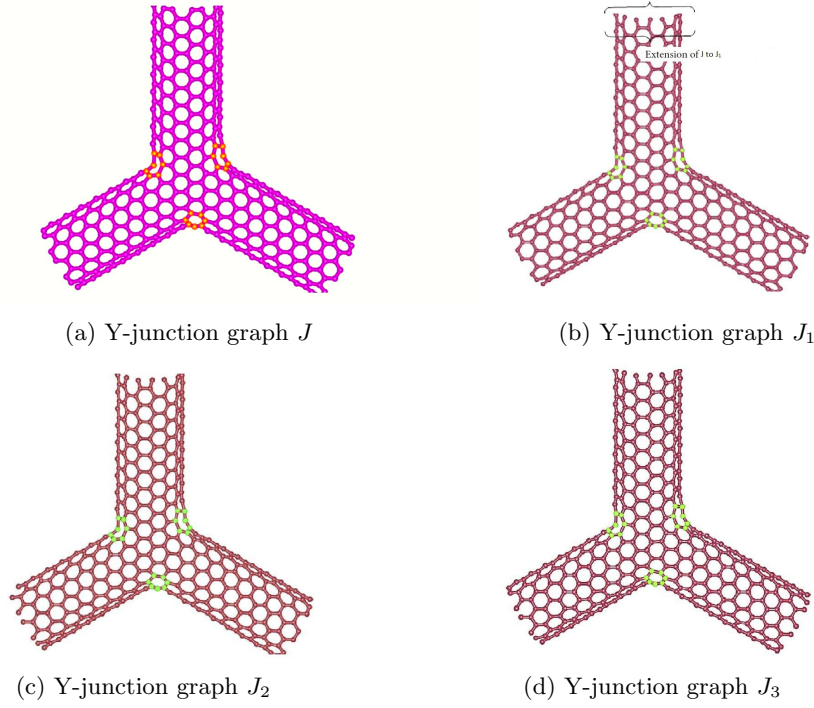


Figure 1: A symmetrical uncapped single-walled armchair carbon nanotubes Y-junction graphs

Table 2: Edge partitions of J , J_1 , J_2 , and J_3

$d_n(u), d_n(v)$	J -frequency	J_1 -frequency	J_2 -frequency	J_3 -frequency
(3,7)	0	4l	8l	12l
(5,5)	6l	4l	2l	0
(5,8)	12l	8l	4l	0
(7,7)	0	2l	4l	6l
(7,9)	0	4l	8l	12l
(8,8)	6l	4l	2l	0
(8,9)	12l	8l	4l	0
(9,9)	$9l^2 - 15l + 36ml + 9$	$9l^2 - 9l + 36ml + 9$	$9l^2 - 3l + 36ml + 9$	$9l^2 + 3l + 36ml + 9$

5 NM-Polynomials and Topological Indices of Y-Junction Graphs

In this section, we develop the general expression of NM-polynomials for the Y-junction graphs and then recover various neighborhood degree-sum based topological indices from these polynomials.

Theorem 1. *Let J be the Y-junction graph of an uncapped symmetrical single-walled armchair carbon nanotube. Then*

$$NM(J; x, y) = 6lx^5y^5 + 12lx^5y^8 + 6lx^8y^8 + 12lx^8y^9 + (9l^2 - 15l + 9 + 36ml)x^9y^9.$$

Proof. The Y-junction graph of an uncapped symmetrical single-walled armchair carbon nanotubes has $9l^2 + 21l + 9 + 36ml$ number of edges. Let $E_{(i,j)}$ be the set of all edges with neighborhood degree sum of end vertices i, j , i.e., $E_{(i,j)} = \{uv \in E(J) : d_n(u) = i, d_n(v) = j\}$.

By means of structural analysis of J , the edge set of J can be partitioned into five sets on the basis of neighborhood degree sum of end vertices as follows:

$$\begin{aligned} E_{(5,5)} &= \{uv \in E(J) : d_n(u) = 5, d_n(v) = 5\}, E_{(5,8)} = \{uv \in E(J) : d_n(u) = 5, d_n(v) = 8\}, \\ E_{(8,8)} &= \{uv \in E(J) : d_n(u) = 8, d_n(v) = 8\}, E_{(8,9)} = \{uv \in E(J) : d_n(u) = 8, d_n(v) = 9\}, \\ E_{(9,9)} &= \{uv \in E(J) : d_n(u) = 9, d_n(v) = 9\}, \text{ and } |E_{(5,5)}| = 6l, |E_{(5,8)}| = 12l, |E_{(8,8)}| = 6l, \\ |E_{(8,9)}| &= 12l, |E_{(9,9)}| = 9l^2 - 15l + 9 + 36ml. \end{aligned}$$

From Equation (1), the NM-polynomial of J is obtained as follows:

$$\begin{aligned} NM(J; x, y) &= \sum_{i \leq j} |E_{(i,j)}| x^i y^j \\ &= |E_{(5,5)}| x^5 y^5 + |E_{(5,8)}| x^5 y^8 + |E_{(8,8)}| x^8 y^8 + |E_{(8,9)}| x^8 y^9 + |E_{(9,9)}| x^9 y^9 \\ &= 6lx^5y^5 + 12lx^5y^8 + 6lx^8y^8 + 12lx^8y^9 + (9l^2 - 15l + 9 + 36ml)x^9y^9. \end{aligned}$$

□

Theorem 2. Let J be the Y -junction graph of an uncapped symmetrical single-walled armchair carbon nanotube. Then

$$(i) NM_1(J) = 162l^2 + 246l + 648ml + 162$$

$$(ii) NM_2(J) = 729l^2 + 663l + 2916ml + 729$$

$$(iii) NF(J) = 1458l^2 + 1446l + 5832ml + 1458$$

$$(iv) {}^{nm}M_2(J) = 0.11l^2 + 0.62l + 0.44ml + 0.11$$

$$(v) NR_\alpha(J) = 6l(25^\alpha + 2(40)^\alpha + 64^\alpha + 2(72)^\alpha) + 81^\alpha(9l^2 - 15l + 9 + 36ml)$$

$$(vi) ND_3(J) = 13122l^2 + 6702l + 52488ml + 13122$$

$$(vii) ND_5(J) = 18l^2 + 44.86l + 72ml + 18$$

$$(viii) NH(J) = l^2 + 9.69l + 4ml + 1$$

$$(ix) NI(J) = 40.5l^2 + 59.24l + 162ml + 40.5$$

$$(x) S(J) = 1167.7l^2 + 714.23l + 4670.9ml + 1167.7.$$

Proof. Let $f(x, y) = NM(J; x, y) = 6lx^5y^5 + 12lx^5y^8 + 6lx^8y^8 + 12lx^8y^9 + (9l^2 - 15l + 9 + 36ml)x^9y^9$. Then, we have

$$D_x(f(x, y)) = 30lx^5y^5 + 60lx^5y^8 + 48lx^8y^8 + 96lx^8y^9 + 9(9l^2 - 15l + 9 + 36ml)x^9y^9.$$

$$D_y(f(x, y)) = 30lx^5y^5 + 96lx^5y^8 + 48lx^8y^8 + 108lx^8y^9 + 9(9l^2 - 15l + 9 + 36ml)x^9y^9.$$

$$D_x^2(f(x, y)) = 150lx^5y^5 + 300lx^5y^8 + 384lx^8y^8 + 768lx^8y^9 + 81(9l^2 - 15l + 9 + 36ml)x^9y^9.$$

$$D_y^2(f(x, y)) = 150lx^5y^5 + 768lx^5y^8 + 384lx^8y^8 + 972lx^8y^9 + 81(9l^2 - 15l + 9 + 36ml)x^9y^9.$$

$$D_x D_y(f(x, y)) = 150lx^5y^5 + 480lx^5y^8 + 384lx^8y^8 + 864lx^8y^9 + 81(9l^2 - 15l + 9 + 36ml)x^9y^9.$$

$$(D_x + D_y)f(x, y) = 60lx^5y^5 + 156lx^5y^8 + 96lx^8y^8 + 204lx^8y^9 + 18(9l^2 - 15l + 9 + 36ml)x^9y^9.$$

$$\begin{aligned} D_x D_y(D_x + D_y)f(x, y) &= 1500lx^5y^5 + 6240lx^5y^8 + 6144lx^8y^8 + 14688lx^8y^9 + 1458(9l^2 - 15l + \\ &\quad 9 + 36ml)x^9y^9. \end{aligned}$$

$$(D_x^2 + D_y^2)f(x, y) = 300lx^5y^5 + 1068lx^5y^8 + 768lx^8y^8 + 1740lx^8y^9 + 162(9l^2 - 15l + 9 + 36ml)x^9y^9.$$

$$\begin{aligned} D_x^\alpha D_y^\alpha(f(x, y)) &= 6l(25)^\alpha x^5y^5 + 12l(40)^\alpha x^5y^8 + 6l(64)^\alpha x^8y^8 + 12l(72)^\alpha x^8y^9 + (81)^\alpha \\ &\quad (9l^2 - 15l + 9 + 36ml)x^9y^9. \end{aligned}$$

$$S_x S_y(f(x, y)) = \frac{6l}{25}x^5y^5 + \frac{12l}{40}x^5y^8 + \frac{6l}{64}x^8y^8 + \frac{12l}{72}x^8y^9 + \frac{(9l^2-15l+9+36ml)}{81}x^9y^9.$$

$$S_y D_x + S_x D_y(f(x, y)) = 12lx^5y^5 + \frac{267l}{10}x^5y^8 + 12lx^8y^8 + \frac{145l}{6}x^8y^9 + 2(9l^2 - 15l + 9 + 36ml)x^9y^9.$$

$$2S_x T(f(x, y)) = \frac{6l}{5}x^{10} + \frac{24l}{13}x^{13} + \frac{3l}{4}x^{16} + \frac{24l}{17}x^{17} + \frac{(9l^2-15l+9+36ml)}{9}x^{18}.$$

$$S_x T D_x D_y(f(x, y)) = 15lx^{10} + \frac{480l}{13}x^{13} + \frac{384l}{16}x^{16} + \frac{864l}{17}x^{17} + \frac{81(9l^2-15l+9+36ml)}{18}x^{18}.$$

$$S_x^3 Q_{-2} T D_x^3 D_y^3(f(x, y)) = \frac{93750l}{512}x^8 + \frac{768000l}{1331}x^{11} + \frac{1572864l}{2744}x^{14} + \frac{4478976l}{3375}x^{15} + \frac{531441(9l^2-15l+9+36ml)}{4096}x^{16}.$$

Now, using Table 1 we have

$$(i) \quad NM_1(J) = (D_x + D_y)f(x, y)|_{x=y=1} = 162l^2 + 246l + 648ml + 162.$$

$$(ii) \quad NM_2(J) = (D_x D_y)f(x, y)|_{x=y=1} = 729l^2 + 663l + 2916ml + 729.$$

$$(iii) \quad NF(J) = (D_x^2 + D_y^2)f(x, y)|_{x=y=1} = 1458l^2 + 1446l + 5832ml + 1458.$$

$$(iv) \quad {}^{nm}M_2(J) = (S_x S_y)f(x, y)|_{x=y=1} = 0.11l^2 + 0.62l + 0.44ml + 0.11.$$

$$(v) \quad NR_\alpha(J) = (D_x^\alpha D_y^\alpha)f(x, y)|_{x=y=1} = 6l(25^\alpha + 2(40)^\alpha + 64^\alpha + 2(72)^\alpha) + 81^\alpha(9l^2 - 15l + 9 + 36ml).$$

$$(vi) \quad ND_3(J) = D_x D_y(D_x + D_y)f(x, y)|_{x=y=1} = 13122l^2 + 6702l + 52488ml + 13122.$$

$$(vii) \quad ND_5(J) = S_y D_x + S_x D_y(f(x, y))|_{x=y=1} = 18l^2 + 44.86l + 72ml + 18.$$

$$(viii) \quad NH(J) = 2S_x T(f(x, y))|_{x=y=1} = l^2 + 9.69l + 4ml + 1.$$

$$(ix) \quad NI(J) = S_x T D_x D_y(f(x, y))|_{x=y=1} = 40.5l^2 + 59.24l + 162ml + 40.5.$$

$$(x) \quad S(J) = S_x^3 Q_{-2} T D_x^3 D_y^3(f(x, y))|_{x=y=1} = 1167.7l^2 + 714.23l + 4670.9ml + 1167.7. \quad \square$$

Theorem 3. Let J_1 be the second type Y-junction graph of an uncapped symmetrical single-walled armchair carbon nanotube. Then

$$NM(J_1; x, y) = 4lx^3y^7 + 4lx^5y^5 + 8lx^5y^8 + 2lx^7y^7 + 4lx^7y^9 + 4lx^8y^8 + 8lx^8y^9 + (9l^2 - 9l + 9 + 36ml)x^9y^9.$$

Proof. The second type Y-junction graph of an uncapped symmetrical single-walled armchair carbon nanotubes has $9l^2 + 25l + 9 + 36ml$ edges. Let $E_{(i,j)}$ be the set of all edges with neighborhood degree sum of end vertices i, j , i.e., $E_{(i,j)} = \{uv \in E(J_1) : d_n(u) = i, d_n(v) = j\}$.

By means of structure analysis of J_1 , the edge set of J_1 can be partitioned into eight sets on the basis of neighborhood degree sum of end vertices as follows:

$$\begin{aligned} E_{(3,7)} &= \{uv \in E(J_1) : d_n(u) = 3, d_n(v) = 7\}, E_{(5,5)} = \{uv \in E(J_1) : d_n(u) = 5, d_n(v) = 5\}, \\ E_{(5,8)} &= \{uv \in E(J_1) : d_n(u) = 5, d_n(v) = 8\}, E_{(7,7)} = \{uv \in E(J_1) : d_n(u) = 7, d_n(v) = 7\}, \\ E_{(7,9)} &= \{uv \in E(J_1) : d_n(u) = 7, d_n(v) = 9\}, E_{(8,8)} = \{uv \in E(J_1) : d_n(u) = 8, d_n(v) = 8\}, \\ E_{(8,9)} &= \{uv \in E(J_1) : d_n(u) = 8, d_n(v) = 9\}, E_{(9,9)} = \{uv \in E(J_1) : d_n(u) = 9, d_n(v) = 9\}, \\ \text{and } |E_{(3,7)}| &= 4l, |E_{(5,5)}| = 4l, |E_{(5,8)}| = 8l, |E_{(7,7)}| = 2l, |E_{(7,9)}| = 4l, |E_{(8,8)}| = 4l, |E_{(8,9)}| = 8l, \\ |E_{(9,9)}| &= 9l^2 - 9l + 9 + 36ml. \end{aligned}$$

From Equation (1), the NM-polynomial of J_1 is obtained as follows:

$$\begin{aligned} NM(J_1; x, y) &= \sum_{i \leq j} |E_{(i,j)}| x^i y^j \\ &= |E_{(3,7)}| x^3 y^7 + |E_{(5,5)}| x^5 y^5 + |E_{(5,8)}| x^5 y^8 + |E_{(7,7)}| x^7 y^7 + |E_{(7,9)}| x^7 y^9 + \\ &\quad |E_{(8,8)}| x^8 y^8 + |E_{(8,9)}| x^8 y^9 + |E_{(9,9)}| x^9 y^9 \\ &= 4lx^3y^7 + 4lx^5y^5 + 8lx^5y^8 + 2lx^7y^7 + 4lx^7y^9 + 4lx^8y^8 + 8lx^8y^9 + \\ &\quad (9l^2 - 9l + 9 + 36ml)x^9y^9. \end{aligned}$$

\square

Theorem 4. Let J_1 be the second type Y-junction graph of an uncapped symmetrical single-walled armchair carbon nanotube. Then

$$(i) NM_1(J_1) = 162l^2 + 314l + 648ml + 162$$

$$(ii) NM_2(J_1) = 729l^2 + 957l + 2916ml + 729$$

$$(iii) NF(J_1) = 1458l^2 + 2074l + 5832ml + 1458$$

$$(iv) {}^{nm}M_2(J_1) = 0.11l^2 + 0.72l + 0.44ml + 0.11$$

$$(v) NR_\alpha(J_1) = 2l(2(21)^\alpha + 2(25)^\alpha + 4(40)^\alpha + (49)^\alpha + 2(63)^\alpha + 2(64)^\alpha + 4(72)^\alpha) + (81)^\alpha(9l^2 - 9l + 9 + 36ml)$$

$$(vi) ND_3(J_1) = 13122l^2 + 12170l + 52488ml + 13122$$

$$(vii) ND_5(J_1) = 18l^2 + 56.328l + 72ml + 18$$

$$(viii) NH(J_1) = l^2 + 3.98l + 4ml + 1$$

$$(ix) NI(J_1) = 40.5l^2 + 75.15l + 162ml + 40.5$$

$$(x) S(J_1) = 1167.7l^2 + 1178.92l + 4670.9ml + 1167.7.$$

Proof. Refer to Theorem 2 for proof. \square

Theorem 5. Let J_2 be the third type Y-junction graph of an uncapped symmetrical single-walled armchair carbon nanotube. Then

$$NM(J_2; x, y) = 8lx^3y^7 + 2lx^5y^5 + 4lx^5y^8 + 4lx^7y^7 + 8lx^7y^9 + 2lx^8y^8 + 4lx^8y^9 + (9l^2 - 3l + 9 + 36ml)x^9y^9.$$

Proof. The third type Y-junction graph of an uncapped symmetrical single-walled armchair carbon nanotubes has $9l^2 + 29l + 9 + 36ml$ number of edges. Let $E_{(i,j)}$ be the set of all edges with neighborhood degree sum of end vertices i, j , i.e., $E_{(i,j)} = \{uv \in E(J_2) : d_n(u) = i, d_n(v) = j\}$.

By means of structure analysis of J_2 , the edge set of J_2 can be partitioned into eight sets on the basis of neighborhood degree sum of end vertices as follows:

$$\begin{aligned} E_{(3,7)} &= \{uv \in E(J_2) : d_n(u) = 3, d_n(v) = 7\}, E_{(5,5)} = \{uv \in E(J_2) : d_n(u) = 5, d_n(v) = 5\}, \\ E_{(5,8)} &= \{uv \in E(J_2) : d_n(u) = 5, d_n(v) = 8\}, E_{(7,7)} = \{uv \in E(J_2) : d_n(u) = 7, d_n(v) = 7\}, \\ E_{(7,9)} &= \{uv \in E(J_2) : d_n(u) = 7, d_n(v) = 9\}, E_{(8,8)} = \{uv \in E(J_2) : d_n(u) = 8, d_n(v) = 8\}, \\ E_{(8,9)} &= \{uv \in E(J_2) : d_n(u) = 8, d_n(v) = 9\}, E_{(9,9)} = \{uv \in E(J_2) : d_n(u) = 9, d_n(v) = 9\}, \\ \text{and } |E_{(3,7)}| &= 8l, |E_{(5,5)}| = 2l, |E_{(5,8)}| = 4l, |E_{(7,7)}| = 4l, |E_{(7,9)}| = 8l, |E_{(8,8)}| = 2l, |E_{(8,9)}| = 4l, \\ |E_{(9,9)}| &= 9l^2 - 3l + 9 + 36ml. \end{aligned}$$

From Equation (1), the NM-polynomial of J_2 is obtained as follows:

$$\begin{aligned} NM(J_2; x, y) &= \sum_{i \leq j} |E_{(i,j)}| x^i y^j \\ &= |E_{(3,7)}| x^3 y^7 + |E_{(5,5)}| x^5 y^5 + |E_{(5,8)}| x^5 y^8 + |E_{(7,7)}| x^7 y^7 + |E_{(7,9)}| x^7 y^9 + \\ &\quad |E_{(8,8)}| x^8 y^8 + |E_{(8,9)}| x^8 y^9 + |E_{(9,9)}| x^9 y^9 \\ &= 8lx^3y^7 + 2lx^5y^5 + 4lx^5y^8 + 4lx^7y^7 + 8lx^7y^9 + 2lx^8y^8 + 4lx^8y^9 + \\ &\quad (9l^2 - 3l + 9 + 36ml)x^9y^9. \end{aligned}$$

\square

Theorem 6. Let J_2 be the third type Y-junction graph of an uncapped symmetrical single-walled armchair carbon nanotube. Then

$$(i) NM_1(J_2) = 162l^2 + 382l + 648ml + 162$$

$$(ii) NM_2(J_2) = 729l^2 + 1251l + 2916ml + 729$$

$$(iii) NF(J_2) = 1458l^2 + 2478l + 5832ml + 1458$$

$$(iv) {}^{nm}M_2(J_2) = 0.11l^2 + 0.819l + 0.44ml + 0.11$$

$$(v) NR_\alpha(J_2) = 2l(4(21)^\alpha + (25)^\alpha + 2(40)^\alpha + 2(49)^\alpha + 4(63)^\alpha + (64)^\alpha + 2(72)^\alpha) + (81)^\alpha(9l^2 - 3l + 9 + 36ml)$$

$$(vi) ND_3(J_2) = 13122l^2 + 17638l + 52488ml + 13122$$

$$(vii) ND_5(J_2) = 18l^2 + 65.56l + 72ml + 18$$

$$(viii) NH(J_2) = l^2 + 4.57l + 4ml + 1$$

$$(ix) NI(J_2) = 40.5l^2 + 91.048l + 162ml + 40.5$$

$$(x) S(J_2) = 1167.7l^2 + 1643.61l + 4670.9ml + 1167.7.$$

Proof. Refer to Theorem 2 for proof. \square

Theorem 7. Let J_3 be the fourth type Y-junction graph of an uncapped symmetrical single-walled armchair carbon nanotube. Then

$$NM(J_3; x, y) = 12lx^3y^7 + 6lx^7y^7 + 12lx^7y^9 + (9l^2 + 3l + 9 + 36ml)x^9y^9.$$

Proof. The fourth type Y-junction graph of an uncapped symmetrical single-walled armchair carbon nanotube has $9l^2 + 33l + 9 + 36ml$ number of edges. Let $E_{(i,j)}$ be the set of all edges with neighborhood degree sum of end vertices i, j , i.e., $E_{(i,j)} = \{uv \in E(J_3) : d_n(u) = i, d_n(v) = j\}$.

By means of structure analysis of J_3 , the edge set of J_3 can be partitioned into four sets on the basis of neighborhood degree sum of end vertices as follows:

$$E_{(3,7)} = \{uv \in E(J_3) : d_n(u) = 3, d_n(v) = 7\}, E_{(7,7)} = \{uv \in E(J_3) : d_n(u) = 7, d_n(v) = 7\}, \\ E_{(7,9)} = \{uv \in E(J_3) : d_n(u) = 7, d_n(v) = 9\}, E_{(9,9)} = \{uv \in E(J_3) : d_n(u) = 9, d_n(v) = 9\}, \text{ and} \\ |E_{(3,7)}| = 12l, |E_{(7,7)}| = 6l, |E_{(7,9)}| = 12l, |E_{(9,9)}| = 9l^2 + 3l + 9 + 36ml.$$

From Equation (1), the NM-polynomial of J_3 is obtained as follows:

$$\begin{aligned} NM(J_3; x, y) &= \sum_{i \leq j} |E_{(i,j)}| x^i y^j \\ &= |E_{(3,7)}| x^3 y^7 + |E_{(7,7)}| x^7 y^7 + |E_{(7,9)}| x^7 y^9 + |E_{(9,9)}| x^9 y^9 \\ &= 12lx^3y^7 + 6lx^7y^7 + 12lx^7y^9 + (9l^2 + 3l + 9 + 36ml)x^9y^9. \end{aligned}$$

\square

Theorem 8. Let J_3 be the fourth type Y-junction graph of an uncapped symmetrical single-walled armchair carbon nanotube. Then

$$(i) NM_1(J_3) = 162l^2 + 450l + 648ml + 162$$

$$(ii) NM_2(J_3) = 729l^2 + 1545l + 2916ml + 729$$

$$(iii) NF(J_3) = 1458l^2 + 3330l + 5832ml + 1458$$

$$(iv) {}^{nm}M_2(J_3) = 0.11l^2 + 0.92l + 0.44ml + 0.11$$

$$(v) NR_\alpha(J_3) = 6l(2(21)^\alpha + (49)^\alpha + 2(63)^\alpha) + (81)^\alpha(9l^2 + 3l + 9 + 36ml)$$

$$(vi) ND_3(J_3) = 13122l^2 + 23106l + 52488ml + 13122$$

$$(vii) ND_5(J_3) = 18l^2 + 75.90l + 72ml + 18$$

$$(viii) NH(J_3) = l^2 + 5.090l + 4ml + 1$$

$$(ix) NI(J_3) = 40.5l^2 + 106.95l + 162ml + 40.5$$

$$(x) S(J_3) = 1167.7l^2 + 2085.95l + 4670.9ml + 1167.7.$$

Proof. Refer to Theorem 2 for proof. \square

6 Graph Index-Entropies of Y-Junction Graphs

In this section, we compute the index-entropy of carbon nanotube Y-junctions in terms of neighborhood degree sum-based topological indices. We first compute index-entropies of the Y-junction graph J whose edge partition is given in Table 2.

- **Third-version of Zagreb index-entropy of J**

From part (i) of Theorem 2, we have

$$NM_1(J) = 162l^2 + 246l + 648ml + 162. \quad (19)$$

Now, from Equation (4), the third-version of Zagreb index-entropy of J is

$$H_{\beta_1}(J) = \log(NM_1(J)) - \frac{1}{NM_1(J)} \sum_{e \in E(J)} \beta_1(e) \log \beta_1(e). \quad (20)$$

Using Table 2 and Equation (19) in Equation (20), we get the required third-version of Zagreb index-entropy of J as follows:

$$\begin{aligned} H_{\beta_1}(J) &= \log(NM_1(J)) - \frac{1}{NM_1(J)} \sum_{e \in E(J)} \beta_1(e) \log \beta_1(e) \\ &= \log(162l^2 + 246l + 648ml + 162) - \frac{1}{162l^2 + 246l + 648ml + 162} \left(6l(10)(\log 10) + \right. \\ &\quad \left. 12l(13)(\log 13) + 6l(16)(\log 16) + 12l(17)(\log 17) + (9l^2 - 15l + 36ml + 9)(18)(\log 18) \right) \\ &= \log(162l^2 + 246l + 648ml + 162) - \frac{1}{162l^2 + 246l + 648ml + 162} \left(60l(\log 10) + \right. \\ &\quad \left. 156l(\log 13) + 96l(\log 16) + 204l(\log 17) + (162l^2 - 270l + 648ml + 162)(\log 18) \right) \\ &= \log(162l^2 + 246l + 648ml + 162) - \frac{1}{162l^2 + 246l + 648ml + 162} \left(60l(1) + 156l(1.1139433523) \right. \\ &\quad \left. + 96l(1.2041199827) + 204l(1.2304489214) + (162l^2 - 270l + 648ml + 162)(1.2552725051) \right) \\ &\approx \log(162l^2 + 246l + 648ml + 162) - \frac{202.5l^2 + 261.78l + 810ml + 202.5}{162l^2 + 246l + 648ml + 162}. \end{aligned}$$

- **Neighborhood second Zagreb index-entropy of J**

From part (ii) of Theorem 2, we have

$$NM_2(J) = 729l^2 + 663l + 2916ml + 729. \quad (21)$$

By using the values given in Table 2 and Equation (21) in Equation (6), we get the required neighborhood second Zagreb index-entropy of J as follows:

$$\begin{aligned} H_{\beta_2}(J) &= \log(NM_2(J)) - \frac{1}{NM_2(J)} \sum_{e \in E(J)} \beta_2(e) \log \beta_2(e) \\ &= \log(729l^2 + 663l + 2916ml + 729) - \frac{1}{729l^2 + 663l + 2916ml + 729} \left(6l(25)(\log 25) + \right. \\ &\quad \left. 12l(40)(\log 40) + 6l(64)(\log 64) + 12l(72)(\log 72) + (9l^2 - 15l + 36ml + 9)(81)(\log 81) \right) \\ &\approx \log(729l^2 + 663l + 2916ml + 729) - \frac{1391.22l^2 + 958.27l + 5564.88ml + 1391.22}{729l^2 + 663l + 2916ml + 729}. \end{aligned}$$

Similarly, we compute the remaining index-entropies of J . Table 3 shows some calculated graph index-entropies of J .

In this way, the topological index-based entropies for Y-junction graphs J_1 , J_2 , and J_3 are calculated.

The index-based entropies of J_1 , J_2 , and J_3 are given in Tables 4, 5, and 6.

Table 3: Index-entropies of J

Entropy	Values of entropies
$H_{\beta_3}(J)$	$\log(1458l^2 + 1446l + 5832ml + 1458) - \frac{3221.62l^2 + 2601.62l + 12885.84ml + 3221.46}{1458l^2 + 1446l + 5832ml + 1458}$
$H_{\beta_4}(J)$	$\log(0.11l^2 + 0.62l + 0.44ml + 0.11) + \frac{0.207l^2 + 0.92l + 0.828ml + 0.207}{0.11l^2 + 0.62l + 0.44ml + 0.11}$
$H_{\beta_5}(J)$	$\log(13122l^2 + 12170l + 52488ml + 13122) - \frac{41514.75l^2 + 15202.13l + 166059.31ml + 41514.75}{13122l^2 + 12170l + 52488ml + 13122}$
$H_{\beta_6}(J)$	$\log(18l^2 + 44.86l + 72ml + 18) - \frac{5.41l^2 + 14.81l + 21.67ml + 5.41}{18l^2 + 44.86l + 72ml + 18}$
$H_{\beta_7}(J)$	$\log(l^2 + 9.69l + 4ml + 1) + \frac{0.95l^2 + 2.72l + 3.81ml + 0.95}{l^2 + 9.69l + 4ml + 1}$
$H_{\beta_8}(J)$	$\log(40.5l^2 + 59.24l + 162ml + 40.5) - \frac{26.45l^2 + 26.18l + 105.82ml + 26.45}{40.5l^2 + 59.24l + 162ml + 40.5}$

Table 4: Index-entropies of J_1

Entropy	Values of entropies
$H_{\beta_1}(J_1)$	$\log(162l^2 + 314l + 648ml + 162) - \frac{203.31l^2 + 346.09l + 813.24ml + 203.31}{162l^2 + 314l + 648ml + 162}$
$H_{\beta_2}(J_1)$	$\log(729l^2 + 957l + 2916ml + 729) - \frac{1391.22l^2 + 1523.54l + 5564.88ml + 1391.22}{729l^2 + 957l + 2916ml + 729}$
$H_{\beta_3}(J_1)$	$\log(1458l^2 + 2074l + 5832ml + 1458) - \frac{3221.46l^2 + 3991l + 12885.84ml + 3221.46}{1458l^2 + 2074l + 5832ml + 1458}$
$H_{\beta_4}(J_1)$	$\log(0.11l^2 + 0.72l + 0.44ml + 0.11) + \frac{0.207l^2 + 1.065l + 0.897ml + 0.207}{0.11l^2 + 0.72l + 0.44ml + 0.11}$
$H_{\beta_5}(J_1)$	$\log(13122l^2 + 12170l + 52488ml + 13122) - \frac{41514.75l^2 + 32699.53l + 166059ml + 41514.75}{13122l^2 + 12170l + 52488ml + 13122}$
$H_{\beta_6}(J_1)$	$\log(18l^2 + 56.328l + 72ml + 18) - \frac{5.41l^2 + 19.09l + 21.67ml + 5.41}{18l^2 + 56.328l + 72ml + 18}$
$H_{\beta_7}(J_1)$	$\log(l^2 + 3.98l + 4ml + 1) + \frac{0.9l^2 + 3.21l + 3.6ml + 0.9}{l^2 + 3.98l + 4ml + 1}$
$H_{\beta_8}(J_1)$	$\log(40.5l^2 + 75.15l + 162ml + 40.5) - \frac{26.37l^2 + 36.84l + 105.48ml + 26.37}{40.5l^2 + 75.15l + 162ml + 40.5}$

Table 5: Index-entropies of J_2

Entropy	Values of entropies
$H_{\beta_1}(J_2)$	$\log(162l^2 + 382l + 648ml + 162) - \frac{203.31l^2 + 430.65l + 813.24ml + 203.31}{162l^2 + 382l + 648ml + 162}$
$H_{\beta_2}(J_2)$	$\log(729l^2 + 1251l + 2916ml + 729) - \frac{1391.22l^2 + 2088.77l + 5564.88ml + 1391.22}{729l^2 + 1251l + 2916ml + 729}$
$H_{\beta_3}(J_2)$	$\log(1458l^2 + 2478l + 5832ml + 1458) - \frac{3221.46l^2 + 5380.37l + 12885.84ml + 3221.46}{1458l^2 + 2478l + 5832ml + 1458}$
$H_{\beta_4}(J_2)$	$\log(0.11l^2 + 0.819l + 0.44ml + 0.11) + \frac{0.099l^2 + 1.007l + 0.396ml + 0.099}{0.11l^2 + 0.819l + 0.44ml + 0.11}$
$H_{\beta_5}(J_2)$	$\log(13122l^2 + 17638l + 52488ml + 13122) - \frac{41514.75l^2 + 50196.95l + 166059ml + 50196.95}{13122l^2 + 17638l + 52488ml + 13122}$
$H_{\beta_6}(J_2)$	$\log(18l^2 + 65.56l + 72ml + 18) - \frac{5.41l^2 + 23.44l + 21.67ml + 5.41}{18l^2 + 65.56l + 72ml + 18}$
$H_{\beta_7}(J_2)$	$\log(l^2 + 4.57l + 4ml + 1) + \frac{0.9l^2 + 3.61l + 3.6ml + 0.9}{l^2 + 4.57l + 4ml + 1}$
$H_{\beta_8}(J_2)$	$\log(40.5l^2 + 91.048l + 162ml + 40.5) - \frac{26.37l^2 + 46.387l + 105.48ml + 26.37}{40.5l^2 + 91.048l + 162ml + 40.5}$

Table 6: Index-entropies of J_3

Entropy	Values of entropies
$H_{\beta_1}(J_3)$	$\log(162l^2 + 450l + 648ml + 162) - \frac{203.31l^2 + 515.23l + 813.24ml + 203.31}{162l^2 + 450l + 648ml + 162}$
$H_{\beta_2}(J_3)$	$\log(729l^2 + 1545l + 2916ml + 729) - \frac{1391.22l^2 + 2654.14l + 5564.88ml + 1391.22}{729l^2 + 1545l + 2916ml + 729}$
$H_{\beta_3}(J_3)$	$\log(1458l^2 + 3330l + 5832ml + 1458) - \frac{3221.46l^2 + 6769.75l + 12885.84ml + 3221.46}{1458l^2 + 3330l + 5832ml + 1458}$
$H_{\beta_4}(J_3)$	$\log(0.11l^2 + 0.92l + 0.44ml + 0.11) + \frac{0.18l^2 + 1.35l + 0.72ml + 0.18}{0.11l^2 + 0.92l + 0.44ml + 0.11}$
$H_{\beta_5}(J_3)$	$\log(13122l^2 + 23106l + 52488ml + 13122) - \frac{41514.75l^2 + 67694.4l + 166059ml + 41514}{13122l^2 + 23106l + 52488ml + 13122}$
$H_{\beta_6}(J_3)$	$\log(18l^2 + 75.90l + 72ml + 18) - \frac{5.41l^2 + 27.79l + 21.67ml + 5.41}{18l^2 + 75.90l + 72ml + 18}$
$H_{\beta_7}(J_3)$	$\log(l^2 + 5.090l + 4ml + 1) + \frac{0.9l^2 + 4.04l + 3.6ml + 0.9}{l^2 + 5.090l + 4ml + 1}$
$H_{\beta_8}(J_3)$	$\log(40.5l^2 + 106.95l + 162ml + 40.5) - \frac{26.37l^2 + 56.44l + 105.48ml + 26.37}{40.5l^2 + 106.95l + 162ml + 40.5}$

7 Numerical Results and Discussions

The numerical values of topological indices and graph index-entropies of Y-junction graphs are computed in this section for some values of l and m . In addition, we plot line and bar graphs for comparison of the obtained results. Here, we use the logarithm of the base 10 for calculations.

The numerical values of topological indices for Y-junction graph J are given in Table 7. The logarithmic values of Table 7 are plotted in Figure 2. From the vertical axis of Figure 2, we can conclude that for Y-junction graph J , the topological indices have the following order: ${}^{nm}M_2 \leq NR_{-1/2} \leq NH \leq ND_5 \leq NI \leq NM_1 \leq NM_2 \leq S \leq NF \leq ND_3$. The third NDe index has the most dominating nature compared to other topological indices, whereas neighborhood second modified Zagreb index grew slowly.

Table 7: Numerical values of topological indices for Y-junction graph J

$[l, m]$	$NM_1(J)$	$NM_2(J)$	$NF(J)$	${}^{nm}M_2(J)$	$NR_{-\frac{1}{2}}(J)$	$ND_3(J)$	$ND_5(J)$	$NH(J)$	$NI(J)$	$S(J)$
[2,2]	3894	16635	33510	3.55	20.7436	288966	467.72	40.38	968.92	25950.56
[3,3]	8190	35523	71406	6.92	45.27693	623718	962.58	75.07	2040.63	55857.79
[4,4]	14106	61701	123882	11.39	79.81026	1089690	1637.44	119.76	3517.34	97442.22
[5,5]	21642	95169	190938	16.96	124.3436	1686882	2492.3	174.45	5399.05	150703.9
[6,6]	30798	135927	272574	23.63	178.8769	2415294	3527.16	239.14	7685.76	215642.7
[7,7]	41574	183975	368790	31.4	243.4103	3274926	4742.02	313.83	10377.47	292258.7
[8,8]	53970	239313	479586	40.27	317.9436	4265778	6136.88	398.52	13474.18	380551.9
[9,9]	67986	301941	604962	50.24	440.4769	5387850	7711.74	493.21	16975.89	480522.4
[10,10]	83622	371859	744918	61.31	497.0103	6641142	9466.6	597.9	20882.6	592170

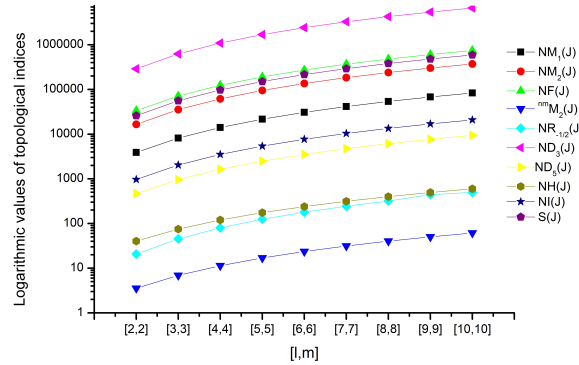
Figure 2: Graphical comparison among topological indices of Y-junction graph J

Table 8 shows some numerical values of topological indices for Y-junction graph J_1 . The logarithmic values of these topological indices are plotted in Figure 3. From Figure 3, we can conclude that the topological indices for Y-junction graph J_1 have the following order: ${}^{nm}M_2 \leq NH \leq NR_{-1/2} \leq ND_5 \leq NI \leq NM_1 \leq NM_2 \leq S \leq NF \leq ND_3$. Also, we see that the logarithmic values of $NR_{-1/2}$ and NH for J_1 are almost same.

Table 8: Numerical values of topological indices for Y-junction graph J_1

$[l, m]$	$NM_1(J_1)$	$NM_2(J_1)$	$NF(J_1)$	${}^{nm}M_2(J_1)$	$NR_{-\frac{1}{2}}(J_1)$	$ND_3(J_1)$	$ND_5(J_1)$	$NH(J_1)$	$NI(J_1)$	$S(J_1)$
[2,2]	4030	17223	35166	3.75	29.34052	299902	490.656	28.96	1000.8	26879.94
[3,3]	8394	36405	74190	7.22	58.51078	640122	996.984	57.94	2088.45	57251.86
[4,4]	14378	62877	127994	11.79	97.68103	1111562	1683.312	96.92	3581.1	99300.98
[5,5]	21982	96639	196578	17.46	146.8513	1714222	2549.64	145.9	5478.75	153027.3
[6,6]	31206	137691	279942	24.23	206.0216	2448102	3595.968	204.88	7781.4	218430.8
[7,7]	42050	186033	378086	32.1	275.1918	3313202	4822.296	273.86	10489.05	295511.5
[8,8]	54514	241665	491010	41.07	354.3621	4309522	6228.624	352.84	13601.7	384269.5
[9,9]	68598	304587	618714	51.14	443.5323	5437062	7814.952	441.82	17119.35	484704.6
[10,10]	84302	374799	761198	62.31	542.7026	6695822	9581.28	540.8	21042	596816.9

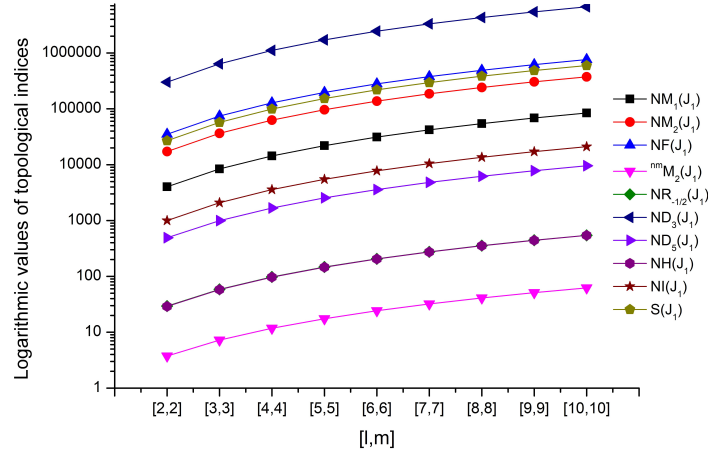


Figure 3: Graphical comparison among topological indices of Y-junction graph J_1

Table 9 shows some calculated values of topological indices for Y-junction graph J_2 . The logarithmic values of these indices are plotted in Figure 4. The vertical axis of Figure 4 shows the comparison clearly. Figure 4 shows that the logarithmic values of ND_3 are extremely high when compared to other topological indices of J_2 . From Figure 4, we see that the graph of $NR_{-1/2}$ and NH are almost coincide.

Table 9: Numerical values of topological indices for Y-junction graph J_2

$[l, m]$	$NM_1(J_2)$	$NM_2(J_2)$	$NF(J_2)$	${}^{nm}M_2(J_2)$	$NR_{-\frac{1}{2}}(J_2)$	$ND_3(J_2)$	$ND_5(J_2)$	$NH(J_2)$	$NI(J_2)$	$S(J_2)$
[2,2]	4166	17811	35574	3.948	30.49121	310838	509.12	30.14	1032.596	27809.32
[3,3]	8598	37287	74502	7.517	60.23681	656526	1024.68	59.71	2136.144	58645.93
[4,4]	14650	64053	128010	12.186	99.98241	1133434	1720.24	99.28	3644.692	101159.7
[5,5]	22322	98109	196098	17.955	149.728	1741562	2595.8	148.85	5558.24	155350.8
[6,6]	31614	139455	278766	24.824	209.2192	2480910	3651.36	208.42	7876.788	221219
[7,7]	42526	188091	376014	32.793	279.2192	3351478	4886.92	277.99	10600.34	298764.4
[8,8]	55058	244017	487842	41.862	358.9648	4353266	6302.48	357.56	13728.88	387987
[9,9]	69210	307233	614250	52.031	448.7104	5486274	7898.48	447.13	17262.43	488886.8
[10,10]	84982	377739	755238	63.3	548.456	6750502	9673.6	546.7	21200.98	601463.8

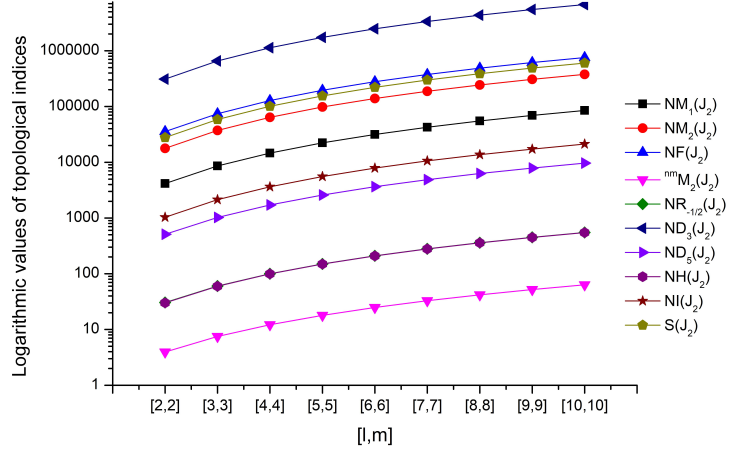


Figure 4: Graphical comparison among topological indices of Y-junction J_2

Table 10 shows some numerical values of topological indices of Y-junction J_3 . Figure 5 depicts the graphical comparison of these indices. Table 10 and Figure 5 show that the values of topological indices strictly increase as the values of l and m increases.

From Tables 7, 8, 9, and 10, we see that as the values of l and m in Y-junction graphs increases, the corresponding values of topological indices grew very fastly.

Table 10: Numerical values of topological indices of Y-junction graph J_3

$[l, m]$	$NM_1(J_3)$	$NM_2(J_3)$	$NF(J_3)$	$N^m M_2(J_3)$	$NR_{-\frac{1}{2}}(J_3)$	$ND_3(J_3)$	$ND_5(J_3)$	$NH(J_3)$	$NI(J_3)$	$S(J_3)$
[2,2]	4302	18399	37278	4.15	31.6419	321774	529.8	31.18	1064.4	28694
[3,3]	8802	38169	77058	7.82	61.9628	672930	1055.7	61.27	2183.85	59973
[4,4]	14922	65229	131418	12.59	102.284	1155306	1761.6	101.36	3708.3	102929
[5,5]	22662	99579	200358	18.46	152.605	1768902	2647.5	151.45	5637.75	157562
[6,6]	32022	141219	283878	25.43	212.926	2513718	3713.4	211.54	7972.2	223873
[7,7]	43002	190149	381978	33.5	283.247	3389754	4959.3	281.63	10711.7	301861
[8,8]	55602	246369	494658	42.67	363.568	4397010	6385.2	361.72	13856.1	391526
[9,9]	69822	309879	621918	52.94	453.889	5535486	7991.1	451.81	17405.6	492868
[10,10]	85662	380679	763758	64.31	554.209	6805182	9777	551.9	21360	605887

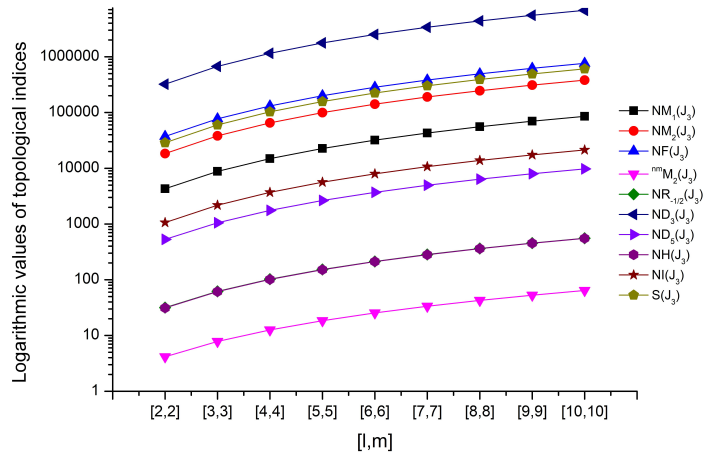


Figure 5: Graphical comparison among topological indices of Y-junction graph J_3

A few values of graph index-entropies of Y-junction graph J are listed in Table 11 and illustrated in Figure 6. From Figure 6, we see that entropy measures of H_{β_1} , H_{β_2} , H_{β_3} , and H_{β_8} almost

coincide.

Table 11: Numerical values of index-entropies of J

$[l, m]$	$H_{\beta_1}(J)$	$H_{\beta_2}(J)$	$H_{\beta_3}(J)$	$H_{\beta_4}(J)$	$H_{\beta_5}(J)$	$H_{\beta_6}(J)$	$H_{\beta_7}(J)$	$H_{\beta_8}(J)$
[2,2]	2.363878	2.349537	2.351098	2.293045	2.469266	1.849911	2.235934	2.358964
[3,3]	2.680031	2.668041	2.669162	2.614962	2.751708	2.162725	2.567487	2.674998
[4,4]	2.912369	2.901799	2.902659	2.851695	2.966026	2.393078	2.813031	2.907277
[5,5]	3.09586	3.086229	3.086919	3.038506	3.138274	2.575276	3.00722	3.090734
[6,6]	3.24743	3.238462	3.239031	3.192634	3.28218	2.725919	3.167437	3.242282
[7,7]	3.37652	3.368045	3.368525	3.323745	3.40572	2.85433	3.303596	3.371357
[8,8]	3.488993	3.480834	3.481247	3.437785	3.51397	2.966216	3.421864	3.483755
[9,9]	3.588472	3.580678	3.581037	3.538669	3.610178	3.065343	3.526328	3.583289
[10,10]	3.677788	3.670239	3.670554	3.629107	3.696846	3.154321	3.61983	3.672599

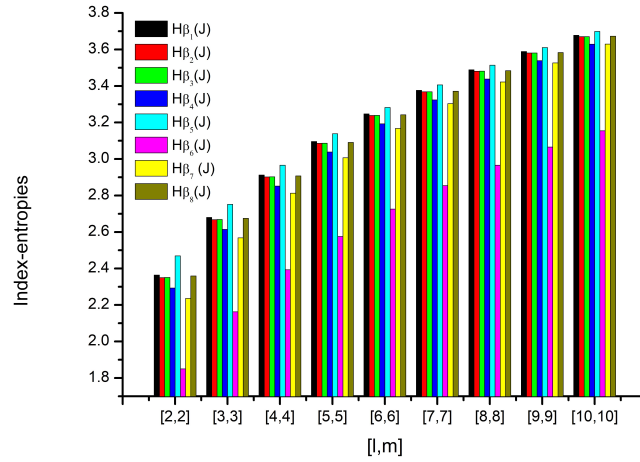


Figure 6: Graphical comparison among index-entropies of J

The values of index-entropy of Y-junction graph J_1 is listed in Table 12 and illustrated in Figure 7. From Table 12 and Figure 7, we find that measures of graph index-entropies H_{β_1} , H_{β_2} , H_{β_3} , H_{β_5} , H_{β_6} , and H_{β_1} are almost same.

Table 12: Numerical values of index-entropies of J_1

$[l, m]$	$H_{\beta_1}(J_1)$	$H_{\beta_2}(J_1)$	$H_{\beta_3}(J_1)$	$H_{\beta_4}(J_1)$	$H_{\beta_5}(J_1)$	$H_{\beta_6}(J_1)$	$H_{\beta_7}(J_1)$	$H_{\beta_8}(J_1)$
[2,2]	2.374116	2.362875	2.365677	2.37483	2.351939	2.381171	2.336108	2.373399
[3,3]	2.686117	2.677718	2.679751	2.705906	2.66972	2.691361	2.643717	2.686081
[4,4]	2.916047	2.909359	2.91094	2.948613	2.903076	2.92019	2.871061	2.916411
[5,5]	3.097981	3.092424	3.093709	3.139639	3.087253	3.101393	3.051307	3.098605
[6,6]	3.248463	3.243705	3.244784	3.2969	3.239312	3.251355	3.200605	3.24927
[7,7]	3.376753	3.372588	3.373514	3.430435	3.368768	3.379258	3.23802	3.377694
[8,8]	3.488549	3.484842	3.485651	3.546395	3.481462	3.490754	3.439143	3.489594
[9,9]	3.587606	3.584263	3.584979	3.648847	3.58132	3.589572	3.537668	3.588733
[10,10]	3.676529	3.673482	3.674123	3.740586	3.6707383	3.6783	3.626158	3.677722

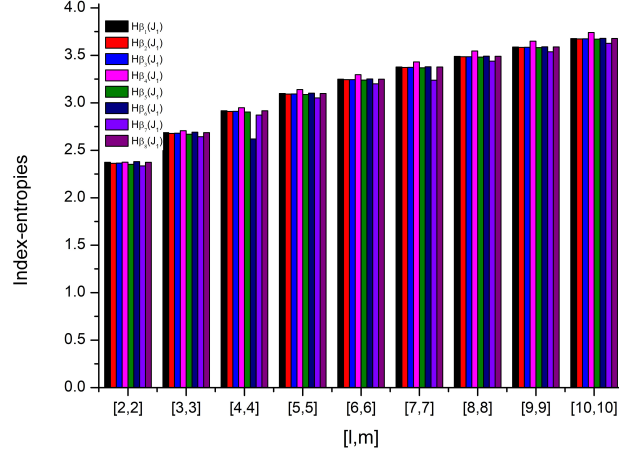


Figure 7: Graphical comparison among index-entropies of J_1

Table 13 depicts some graph index-entropies of Y-junction graph J_2 . The graphical comparison of index-entropies of Y-junction graph J_2 is shown in Figure 8. From Figure 8, we see that graph index-entropies of J_2 increases as the values of l and m increases.

Table 13: Numerical values of index-entropies of J_2

$[l, m]$	$H_{\beta_1}(J_2)$	$H_{\beta_2}(J_2)$	$H_{\beta_3}(J_2)$	$H_{\beta_4}(J_2)$	$H_{\beta_5}(J_2)$	$H_{\beta_6}(J_2)$	$H_{\beta_7}(J_2)$	$H_{\beta_8}(J_2)$
[2,2]	2.388128	2.375827	2.346955	1.633105	2.336917	2.391354	2.345766	2.35432
[3,3]	2.696411	2.687189	2.666479	1.88376	2.665889	2.698832	2.650775	2.672367
[4,4]	2.924151	2.916793	2.9007	2.074455	2.902766	2.926068	2.876596	2.905747
[5,5]	3.104655	3.098533	3.085384	2.229346	3.088295	3.106231	3.055853	3.089892
[6,6]	3.254134	3.248888	3.237774	2.360107	3.240916	3.255465	3.204459	3.241908
[7,7]	3.381681	3.377087	3.367462	2.473394	3.370602	3.3882828	3.331363	3.371323
[8,8]	3.492905	3.488816	3.480327	2.573399	3.48337	3.49391	3.442095	3.483978
[9,9]	3.59151	3.587821	3.580028	2.662948	3.583139	3.592399	3.540309	3.583714
[10,10]	3.680065	3.676703	3.659833	2.744042	3.672602	3.680861	3.628548	3.673185

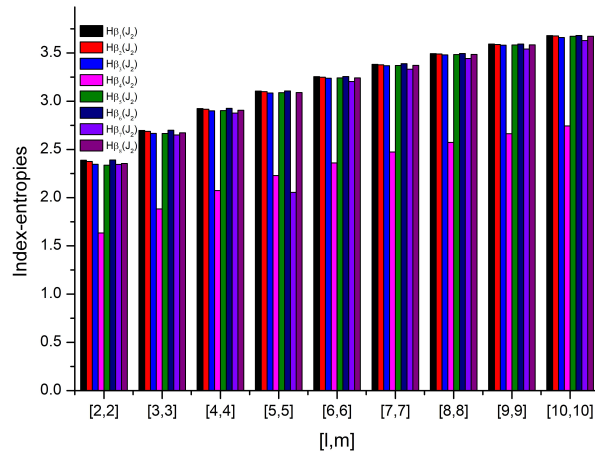
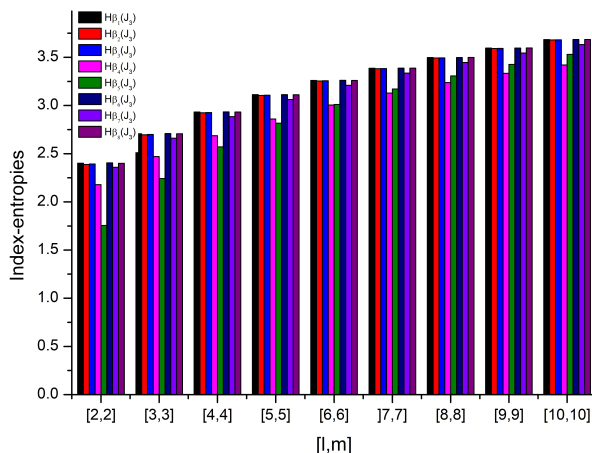


Figure 8: Graphical comparison among index-entropies of J_2

In Table 14, we calculate some graph index-entropies of Y-junction graph J_3 . Figure 9 shows the graphical comparison among index-entropies of J_3 . From Table 14 and Figure 9, we see that index entropies H_{β_1} , H_{β_2} , H_{β_3} , H_{β_6} , and H_{β_8} of J_3 are almost same. Also, Tables 11, 12, 13, and 14 shows that graph index-entropies of Y-junction graph increases as the values of l and m increases.

Table 14: Numerical values of index-entropies of J_3

$[l, m]$	$H_{\beta_1}(J_3)$	$H_{\beta_2}(J_3)$	$H_{\beta_3}(J_3)$	$H_{\beta_4}(J_3)$	$H_{\beta_5}(J_3)$	$H_{\beta_6}(J_3)$	$H_{\beta_7}(J_3)$	$H_{\beta_8}(J_3)$
[2,2]	2.401692	2.388393	2.393488	2.179494	1.755856	2.404539	2.359174	2.40079
[3,3]	2.706459	2.696449	2.7002	2.469933	2.242514	2.708584	2.660759	2.70624
[4,4]	2.932101	2.924095	2.927043	2.687	2.571439	2.933776	2.884517	2.932298
[5,5]	3.11224	3.104551	3.106972	2.86049	2.816575	3.112596	3.062409	3.111698
[6,6]	3.259727	3.254003	3.256051	3.005032	3.010781	3.260882	3.210048	3.260399
[7,7]	3.38655	3.381534	3.383306	3.128925	3.171078	3.387542	3.336232	3.387369
[8,8]	3.497215	3.492748	3.494307	3.237341	3.307302	3.498082	3.446407	3.498149
[9,9]	3.595375	3.591345	3.592735	3.33372	3.425608	3.596141	3.544179	3.5964
[10,10]	3.683569	3.679896	3.681147	3.420469	3.530087	3.684252	3.632058	3.684668

Figure 9: Graphical comparison among index-entropies of J_3

8 Conclusion and Future work

In this study, the general expression of NM-polynomial for carbon nanotube Y-junction graphs is derived. Also, various neighborhood degree sum-based topological indices are retrieved from the expression of these polynomials. In addition, eight graph entropies in terms of these topological indices have been defined and calculated for Y-junction graphs. Furthermore, some numerical values of topological indices and index-entropies of Y-junction graphs are plotted for comparison. Since topological indices based on the degree of vertices has a significant ability to predict various physicochemical properties and biological activities of the chemical molecule. Therefore, the study's findings will be a viable option for predicting various physicochemical properties and understanding the structural problems of carbon nanotube Y-junctions.

We mention some possible directions for future research, including multiplicative topological indices, graph index-entropies, regression models between the index-entropies and the topological indices, metric and edge metric dimension, etc., to predict thermochemical data, physicochemical properties, and structural information of carbon nanotube Y-junctions.

Data Availability

No data was used to support the findings of this study.

Conflicts of Interest

There are no conflicts of interest declared by the authors.

Funding Statement

The authors received no specific funding for this study.

Author's Contribution Statement

The final draft was written by **Sohan Lal** and **Vijay Kumar Bhat**. Figures and Tables are prepared by **Sohan Lal** and **Sahil Sharma**. All authors reviewed and edited the final draft.

References

- [1] H. W. Kroto, J. R. Heath, S. C. O'Brien, R. F. Curl, R. E. Smalley, C_{60} : Buckminsterfullerene, *Nature*, 318(6042) (1985), 162–163. <https://doi.org/10.1038/318162a0>.
- [2] S. Iijima, Helical microtubules of graphitic carbon, *Nature*, 354(6348) (1991), 56–58. <https://doi.org/10.1038/354056a0>.
- [3] D. H. Kim, J. Huang, H. K. Shin, S. Roy, W. Choi, Transport phenomena and conduction mechanism of single-walled carbon nanotubes (SWNTs) at Y-and crossed-junctions, *Nano lett.*, 6(12) (2006), 2821–2825. <https://doi.org/10.1021/nl061977q>.
- [4] H. Mei, Y. Cheng, Research progress of electrical properties based on carbon nanotubes; Interconnection, *Ferroelectrics*, 564(1) (2020), 1–18. <https://doi.org/10.1080/00150193.2020.1761697>.
- [5] V. Meunier, M. B. Nardelli, J. Bernholc, T. Zacharia, J. C. Charlier, Intrinsic electron transport properties of carbon nanotube Y-junctions, *Appl. Phys. Lett.*, 81(27) (2002), 5234–5236. <https://doi.org/10.1063/1.1533842>.
- [6] T. Palm, L. Thylen, Designing logic functions using an electron waveguide Y-branch switch, *J. Appl. Phys.*, 79(10) (1996), 8076–8081. <https://doi.org/10.1063/1.362362>.
- [7] X. Yang, Z. Han, Y. Li, D. Chen, P. Zhang, A. C. To, Heat welding of non-orthogonal x-junction of single-walled carbon nanotubes, *Physica E Low Dimens. Syst. Nanostruct.*, 46 (2012), 30–32. <https://doi.org/10.1016/j.physe.2012.08.015>.
- [8] A. Aiyiti, Z. Zhang, B. Chen, S. Hu, J. Chen, X. Xu, B. Li, Thermal rectification in Y-junction carbon nanotube bundle, *Carbon*, 140 (2018), 673–679. <https://doi.org/10.1016/j.carbon.2018.09.002>.
- [9] H. He, L. A. Pham-Huy, P. Dramou, D. Xiao, P. Zuo, C. Pham-Huy, Carbon Nanotubes: Applications in Pharmacy and Medicine, *Biomed Res. Int.*, (2013). <https://doi.org/10.1155/2013/578290>.
- [10] P. M. Ajayan, O. Z. Zhou, Applications of carbon nanotubes, *Top. Appl. Phys.*, 80 (2001) 391–425. https://doi.org/10.1007/3-540-39947-X_14.
- [11] J. M. Schnorr, T. M. Swager, Emerging applications of carbon nanotubes, *Chem. Mater.*, 23(3) (2011), 646–657. <https://doi.org/10.1021/cm102406h>.
- [12] I. László, Topological description and construction of single wall carbon nanotube junctions, *Croat. Chem. Acta.*, 78(2) (2005), 217–221.
- [13] K. Nagy, C. L. Nagy, Hypergraphene from armchair nanotube Y junctions, diamond and related nanostructures, *Carbon Mater: Chem Phys.*, 6 (2013), 207–227. https://doi.org/10.1007/978-94-007-6371-5_11.
- [14] G. Treboux, P. Lapstun, K. Silverbrook, Conductance in nanotube Y-junctions, *Chem. Phys. Lett.*, 306 (1999), 402–406. [https://doi.org/10.1016/S0009-2614\(99\)00445-5](https://doi.org/10.1016/S0009-2614(99)00445-5).
- [15] E. Tylianakis, G. K. Dimitrakakis, S. Melchor, J. A. Dobado, G. E. Froudakis, Porus nanotube network: a novel 3-D nanostructured material with enhanced hydrogen storage capacity, *Chem. Commun.*, 47(8) (2011), 2303–2305. <https://doi.org/10.1039/C0CC03002C>.
- [16] L. A. Chernozatonskii, Carbon nanotube connectors and planar jungle gyms, *Phys. Lett. A*, 172(3) (1992), 173–176. [https://doi.org/10.1016/0375-9601\(92\)90978-U](https://doi.org/10.1016/0375-9601(92)90978-U).
- [17] G. E. Scuseria, Negative curvature and hyperfullerenes, *Chem. Phys. Lett.*, 195(5-6) (1992), 534–536. [https://doi.org/10.1016/0009-2614\(92\)85558-R](https://doi.org/10.1016/0009-2614(92)85558-R).

- [18] D. Zhou, S. Seraphin, Complex branching phenomena in the growth of carbon nanotubes, *Chem. Phys. Lett.*, 238(4-6) (1995), 286–289. [https://doi.org/10.1016/0009-2614\(95\)00406-T](https://doi.org/10.1016/0009-2614(95)00406-T).
- [19] P. R. Bandaru, Electrical properties and applications of carbon nanotube structures, *J. Nanosci. Nanotechnol.*, 7(4-5) (2007), 1239-1267. <https://doi.org/10.1166/jnn.2007.307>.
- [20] L. Chernozatonskii, Three-terminal junctions of carbon nanotubes: synthesis, structures, properties and applications, *J. Nanoparticle Res.*, 5(5) (2003), 473-484. <https://doi.org/10.1023/B:NANO.0000006154.15176.0f>.
- [21] Y. Yin, Y. Chen, J. Yin, K. Huang, Geometric conservation laws for perfect Y-branched carbon nanotubes, *Nanotechnology*, 17(19) (2006), 4941–4945. <https://doi.org/10.1088/0957-4484/17/19/027>.
- [22] I. Gutman, O. E. Polansky, *Mathematical concepts in organic chemistry*, Springer, 1986. <https://doi.org/10.1007/978-3-642-70982-1>.
- [23] E. Estrada, E. Molina, Novel local (fragment-based) topological molecular descriptors for QSPR/QSAR and molecular design, *J. Mol. Graph. Model.*, 20(1) (2001), 54-64. [https://doi.org/10.1016/S1093-3263\(01\)00100-0](https://doi.org/10.1016/S1093-3263(01)00100-0).
- [24] S. A. K. Kirmani, P. Ali, F. Azam, Topological indices and QSPR/QSAR analysis of some antiviral drugs being investigated for the treatment of COVID-19 patients, *Int. J. Quantum Chem.*, 121(9) (2021). <https://doi.org/10.1002/qua.26594>.
- [25] S. Mondal, A. Dey, N. De, A. Pal, QSPR analysis of some novel neighbourhood degree-based topological descriptors, *Complex Intell. Syst.*, 7(2) (2021), 977-996. <https://doi.org/10.1007/s40747-020-00262-0>.
- [26] H. Wiener, Structural determination of the paraffin boiling points, *J. Am. Chem. Soc.*, 69 (1947), 17–20.
- [27] R. Jagadeesh, M. R. Kanna, R. S. Indumathi, Some results on topological indices of graphene, *Nanomater. Nanotechnol.*, 6 (2016). <https://doi.org/10.1177/1847980416679626>.
- [28] M. Ghorbani, M. A. Hosseinzadeh, The third version of Zagreb index, *Discrete Math. Algorithms Appl.*, 5(04) (2013). <https://doi.org/10.1142/S1793830913500390>.
- [29] S. Mondal, N. De, A. Pal, On some new neighborhood degree based indices, *Acta Chemica Iasi*, 27(1) (2019), 31–46.
- [30] S. Mondal, M. K. Siddiqui, N. De, A. Pal, Neighborhood M-polynomial of crystallographic structures, *Biointerface Res. Appl. Chem.*, 11(2) (2021), 9372-9381. <https://doi.org/10.33263/BRIAC112.93729381>.
- [31] M. Chamua, J. Buragohain, A. Bharali, M. E. Nazari, Predictive ability of neighborhood degree sum-based topological indices of polycyclic aromatic hydrocarbons, *J. Mol. Struct.*, 1270 (2022). <https://doi.org/10.1016/j.molstruc.2022.133904>.
- [32] S. Mondal, N. De, A. Pal, On some new neighborhood degree-based indices for some oxide and silicate networks, *J. Multidiscip. Res.*, 2(3) (2019), 384–409. <https://doi.org/10.3390/j2030026>.
- [33] S. Mondal, N. De, A. Pal, On some general neighborhood degree based indices, *Int. J. Appl. Math.*, 32(6) (2019), 1037–1049. <https://doi.org/10.12732/ijam.v32i6.10>.
- [34] S. Mondal, N. De, A. Pal, Neighborhood degree sum-based molecular descriptors of fractal and Cayley tree dendrimers, *Eur. Phys. J. Plus*, 136(3) (2021), 1-37. <https://doi.org/10.1140/epjp/s13360-021-01292-4>.
- [35] S. Mondal, N. De, A. Pal, Topological indices of some chemical structures applied for the treatment of COVID-19 patients, *Polycycl. Aromat. Compd.*, 42(4) (2022), 1220-1234. <https://doi.org/10.1080/10406638.2020.1770306>.
- [36] M. C. Shanmukha, A. Usha, K. C. Shilpa, N. S. Basavarajappa, M-polynomial and neighborhood M-polynomial methods for topological indices of porous graphene, *Eur. Phys. J. Plus*, 136(10) (2021), 1-16. <https://doi.org/10.1140/epjp/s13360-021-02074-8>.

- [37] S. Mondal, N. De, M. K. Siddiqui, A. Pal, Topological properties of para-line graph of some convex polytopes using neighborhood M-polynomial, *Biointerface Res. Appl. Chem.*, 11(3) (2020), 9915-9927. <https://doi.org/10.33263/BRIAC113.99159927>.
- [38] S. Mondal, M. Imran, N. De, A. Pal, Neighborhood M-polynomial of titanium compounds, *Arab. J. Chem.*, 14(8) (2021), 103244. <https://doi.org/10.1016/j.arabjc.2021.103244>.
- [39] E. Trucco, A note on the information content of graphs, *Bull. Math. Biophys.*, 18(2) (1956), 129-135. <https://doi.org/10.1007/BF02477836>.
- [40] M. Dehmer, Information processing in complex networks: graph entropy and information functionals, *Appl. Math. Comput.*, 201(1-2) (2008), 82-94. <https://doi.org/10.1016/j.amc.2007.12.010>.
- [41] N. Rashevsky, Life, information theory, and topology, *Bull. Math. Biophys.*, 17(3) (1955), 229-235. <https://doi.org/10.1007/BF02477860>.
- [42] W. H. Zurek, Complexity, entropy and the physics of information, CRC Press, 2018. <https://doi.org/10.1201/9780429502880>.
- [43] M. Arockiaraj, J. Jency, J. Abraham, S. Ruth Julie Kavitha, K. Balasubramanian, Two-dimensional coronene fractal structures: topological entropy measures, energetics, NMR and ESR spectroscopic patterns and existence of isentropic structures, *Mol. Phys.*, 120(11) (2022), 1-15. <https://doi.org/10.1080/00268976.2022.2079568>.
- [44] J. Abraham, M. Arockiaraj, J. Jency, S. Kavitha, K. Balasubramanian, Graph entropies, enumeration of circuits, walks and topological properties of three classes of isorecticular metal organic frameworks, *J. Math. Chem.*, 60(4) (2022), 695-732. <https://doi.org/10.1007/s10910-021-01321-8>.
- [45] D. Bonchev, Information theoretic indices for characterization of chemical structures, Research Studies Press, Chichester, 1983.
- [46] Y. J. Tan, J. Wu, Network structure entropy and its application to scale-free networks, *Syst. Eng. Theory Pract.*, 24(6) (2006), 1-3.
- [47] A. Mowshowitz, Entropy and the complexity of graphs: I. An index of the relative complexity of a graph, *Bull. Math. Biophys.*, 30 (1968), 175-204. <https://doi.org/10.1007/BF02476948>.
- [48] A. Mowshowitz, Entropy and the complexity of graphs: II. The information content of digraphs and infinite graphs, *Bull. Math. Biophys.*, 30 (1968), 225-240. <https://doi.org/10.1007/BF02476692>.
- [49] A. Mowshowitz, Entropy and the complexity of graphs: III. Graphs with prescribed information content, *Bull. Math. Biophys.*, 30 (1968), 387-414. <https://doi.org/10.1007/BF02476603>.
- [50] A. Mowshowitz, Entropy and the complexity of graphs: IV. Entropy measures and graphical structure, *Bull. Math. Biophys.*, 30 (1968), 533-546. <https://doi.org/10.1007/BF02476673>.
- [51] A. Shabbir, M. F. Nadeem, Computational analysis of topological index-based entropies of carbon nanotube Y-junctions, *J. Stat. Phys.*, 188(31) (2022), 1-26. <https://doi.org/10.1007/s10955-022-02955-x>.
- [52] M. F. Nadeem, M. Azeem, I. Farman, Comparative study of topological indices for capped and uncapped carbon nanotubes, *Polycycl. Aromat. Compd.*, 42(7) (2022), 4666-4683. <https://doi.org/10.1080/10406638.2021.1903952>.
- [53] M. Bača, J. Horváthová, M. Mokrišová, A. Semaničová-Feňovčíková, A. Suhányiová, On topological indices of a carbon nanotube network, *Can. J. Chem.*, 93(10) (2015), 1157-1160. <https://doi.org/10.1139/cjc-2015-0175>.
- [54] M. Azeem, M. Jamil, A. Javed, A. Ahmad, Verification of some topological indices of Y-junction based nanostructures by M-polynomials, *J. Math.*, (2022). <https://doi.org/10.1155/2022/8238651>.
- [55] A. N. A. H. Ahmad, Comparative study of Y-junction nanotubes with vertex-edge based topological descriptors, *J. Math.*, (2022). <https://doi.org/10.1155/2022/2383074>.

- [56] A. Shabbir, Computing and comparative analysis of topological invariants of symmetrical carbon nanotube Y junctions, Arab. J. Chem., 15(1) (2022). <https://doi.org/10.1016/j.arabjc.2021.103509>.
- [57] M. P. Rahul, J. Clement, J. S. Junias, M. Arockiaraj, K. Balasubramanian, Degree-based entropies of graphene, graphyne and graphdiyne using Shannon’s approach, J. Mol. Struct., 1260 (2022). <https://doi.org/10.1016/j.molstruc.2022.132797>.
- [58] S. Cao, M. Dehmer, Y. Shi, Extremality of degree-based graph entropies, Inform. Sci., 278 (2014), 22–33. <https://doi.org/10.1016/j.ins.2014.03.133>.
- [59] Z. Chen, M. Dehmer, Y. Shi, A note on distance-based graph entropies, Entropy, 16(10) (2014), 5416–5427. <https://doi.org/10.3390/e16105416>.
- [60] M. Dehmer, K. Varmuza, S. Borgert, F. Emmert-Streib, On entropy-based molecular descriptors: statistical analysis of real and synthetic chemical structures, J. Chem. Inf. Model. 49(7) (2009), 1655–1663. <https://doi.org/10.1021/ci900060x>.