

de Haas van Alphen oscillations in hybridization-gap insulators as a sudden change in the diamagnetic moment of Landau levels

S. R. Julian

Department of Physics, University of Toronto, 60 St.

George Street, Toronto, Ontario, Canada M5S 1A7

(Dated: January 16, 2023)

Abstract

This note revisits the semi-classical theory of quantum oscillations in hybridization-gap insulators, and shows that the physical origin of the oscillations, at $T = 0$ K, is a sudden change in the diamagnetic moment of each Landau level as it crosses the hybridized region of the valence band.

I. INTRODUCTION

For more than 80 years after the first observation of a quantum oscillatory magnetization, the de Haas-van Alphen (dHvA) effect was regarded as a signature of a metal, because the theory was formulated in terms of the emptying of quantized Landau levels as they sequentially cross the Fermi surface. In this picture, there should be no oscillatory magnetization for a filled or empty band, because there is no Fermi surface for the Landau levels to cross. Thus, the observation of dHvA oscillations in the Kondo insulator SmB_6 [1, 2] was greeted with surprise. Almost equally surprising, a possible, very simple, theory of these quantum-oscillations-without-a-Fermi-surface was soon found: Knolle and Cooper [3] showed that quantum oscillations emerge in a straightforward calculation of the thermodynamic potential of a narrow-gap insulator with Landau-quantized states.

The physical origin of these oscillations has, however, been unclear, and a source of some confusion. As Ref. [4] states, in the absence of a Fermi surface “it is not clear what surface is being measured.” The original Knolle and Cooper paper [3] does not suggest a physical origin for the oscillations: they emerge from the mathematics. Subsequent papers by these and other authors [5–8] simply state that the thermodynamic potential oscillates as Landau levels sequentially cross the region where the bands cross, although Pal [7] makes the enigmatic remark that, as B changes, the Landau levels “feel” the abrupt change in the slope of $E(k)$ and “manifest as quantum oscillations”. Moreover, some papers that offer competing theories, e.g. [9–11], state that the Knolle and Cooper dHvA oscillations are due to magnetic breakdown, in which the condition $\hbar\omega_c \gtrsim E_g^2/E_F$, where ω_c is the quasiparticle cyclotron frequency, E_g is the energy gap and E_F is the Fermi energy, allows the quasiparticles to tunnel across the hybridization gap, which would mean that these are, essentially, conventional quantum oscillations.

The purpose of this brief, somewhat pedagogical, note is to present a simple semi-classical picture that shows that the anomalous Knolle-Cooper dHvA oscillations in hybridization gap insulators are produced by the sudden change in the diamagnetic moment of the Landau levels as they pass between regions of $E(k)$ having different quasiparticle velocities. This is unrelated to magnetic breakdown, and indeed it shows that this is a novel mechanism for the dHvA effect. This paper does not address the issue of whether

this, as opposed to one of several competing theories (see Ref. 8 for a recent list), is actually correct for the case of SmB₆.

II. RESULTS AND DISCUSSION: SEMICLASSICAL CALCULATION OF THE DHVA EFFECT

The situation considered by Knolle and Cooper, somewhat generalized in subsequent treatments [3, 5–8], is as pictured in Fig. 1a. The essential feature is that two bands with very different dispersions (in this case one electron-like and one hole-like) weakly hybridize where they cross, and the Fermi energy E_F lies in the gap. An applied magnetic field B results in the formation of Landau levels. As B is increased, the Landau levels, illustrated in Fig. 1b, sequentially pass from the electron-like to the hole-like part of the valence band, and vice-versa for the conduction band. Working, for simplicity, at $T = 0$ in two-dimensions with spinless fermions and no impurity scattering, the grand canonical potential can be expressed as a sum over all of the Landau levels of the valence band,

$$\Omega(\mu, T = 0, B) = D \sum_{\ell} (E_{\ell,v} - E_F), \quad (1)$$

where $D = (eB/2\pi\hbar)$ is the degeneracy of each Landau level per unit area of sample, and $E_{\ell,v}$ is the energy of the ℓ^{th} Landau level in the valence band.

In the conventional treatment of the dHvA effect in a metal (see e.g. Ref. 12), the sum in Eq. 1 is approximated in such a way that the oscillatory part, $\tilde{\Omega}$, which involves only states in the immediate vicinity of E_F , can be extracted. Then it is straightforward to calculate the oscillations in any thermodynamic quantity. For example, the dHvA effect measures the oscillatory magnetization

$$\tilde{M} = -\frac{\partial \tilde{\Omega}}{\partial B}. \quad (2)$$

One could approach the problem differently, however, obtaining the total magnetization by taking the derivative of Ω , rather than $\tilde{\Omega}$. Consider first a simple parabolic band of non-interacting electrons, so that the dispersion relation is $E(k) = \hbar^2 k^2 / 2m$. Then, as in the case of electrons in free space, the Landau levels are quantized in energy as

$$E_{\ell} = \hbar\omega_c(\ell + 1/2), \quad (3)$$

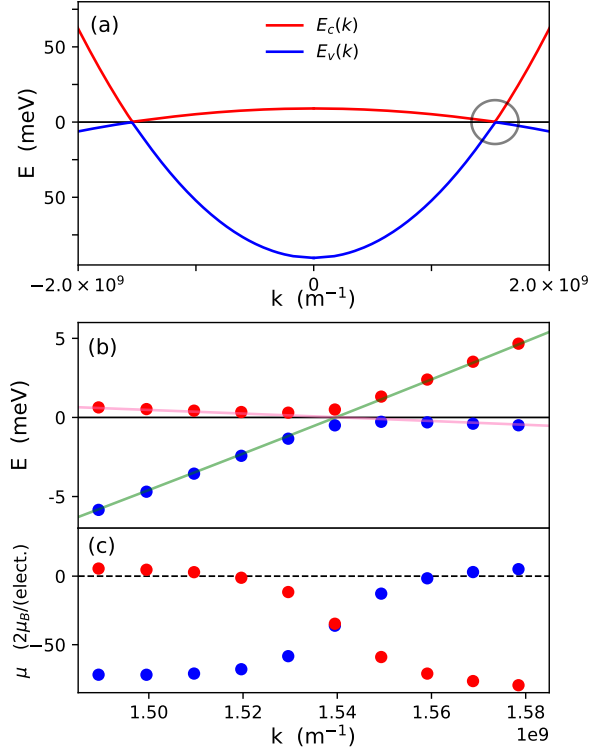


FIG. 1. (a) Band structure for a hybridization-gap insulator, with the conduction band in red, and valence band in blue (see §IV, Methods, for details.) (b) A zoomed-in view of the circled region from (a), where the bands cross and hybridize, with Landau levels shown as blue and red points for the valence and conduction band respectively. The green and pink lines respectively are the unhybridized electron and hole bands at zero field. (c) Shows the diamagnetic moment per electron in the Landau levels near the band crossing in the valence (blue) and conduction (red) bands, in units of double Bohr magnetons $\hbar e/m_e$. The hybridization strength is moderate, so that the band dispersion changes rather gradually compared to the Landau level spacing. At $T = 0$ K the conduction-band Landau levels are unoccupied.

where the cyclotron frequency is $\omega_c = eB/m$. Substituting this in Eq. 1, and taking the derivative with respect to B using the non-obvious step of applying the chain rule to

separate the derivative inside the sum from the derivative of the prefactor D , gives

$$M = -D \sum_{\ell=0}^{\ell_{max}} \frac{e\hbar}{m} (\ell + 1/2) \quad (4a)$$

$$- \frac{D\hbar\omega_c}{B} \sum_{\ell=0}^{\ell_{max}} [(\ell + 1/2) - X]. \quad (4b)$$

The new variables are $X \equiv E_F/\hbar\omega_c$, and ℓ_{max} , which is the quantum number of the highest occupied Landau level at a given field B , which satisfies $(\ell_{max} + 1/2) \leq E_F/\hbar\omega_c \leq (\ell_{max} + 3/2)$. ℓ_{max} changes by one every time a Landau level crosses E_F .

In Fig. 2a the two terms of Eq. 4 are plotted separately (top), and summed (bottom). It can be seen that, to a good approximation, the first term is comprised of an oscillatory part superposed on a large background, while the second term cancels (or very nearly cancels) the large background of the first term. (The second term also has an oscillatory part, but it is normally ignored, being typically less than 1% of the oscillatory part of the first term.) That is, the oscillations are almost entirely contained in the first term, which has a simple physical interpretation: the Landau diamagnetic dipole moment of an electron in the ℓ^{th} Landau level is $\mu = -(e\hbar/m)(\ell + 1/2)$ (see below). Thus the oscillatory magnetization comes from the sum over the diamagnetic dipole moments of the electrons in their Landau levels, and in particular the sharp step in the ‘sawtooth’ pattern of M is due to the loss of the Landau diamagnetic moment of the electrons in the ℓ_{max} Landau level, when the level suddenly empties as it passes E_F with increasing B .

Shoenberg, in his book, [12] credits Brian Pippard with this insight, but it must have been known to Landau and others. Pippard’s treatment, contained in the proceedings of a summer school that was held in Vancouver, Canada, in 1967 [13], is nevertheless useful. In a departure from the usual Landau gauge approach, he uses the cylindrical gauge to construct wave-functions, for the Landau quantized electrons, that in real space are sharply peaked (provided ℓ is not too small) at the classical cyclotron radius, which encloses a real-space area A_r . Since the electrons circulate with period $T = 2\pi/\omega_c$, their diamagnetic dipole moment is

$$\mu = -\frac{e\omega_c}{2\pi} A_r = -\frac{e^2 B}{2\pi m} A_r. \quad (5)$$

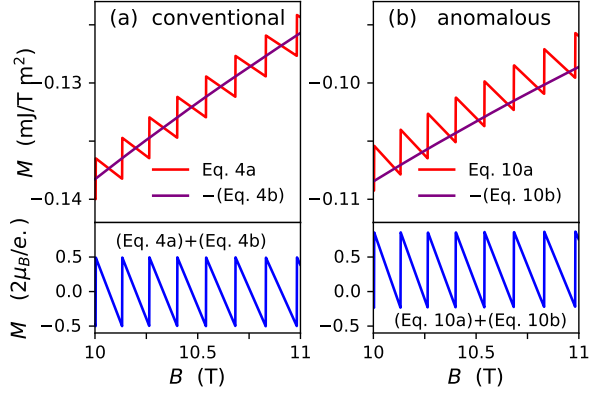


FIG. 2. (a), top panel, plots Eq. 4a and the negative of 4b for the conventional dHvA effect in an isolated metallic band of mass $m = 1m_e$, showing that Eq. 4a contains the quantum oscillations, while 4b, to a very good approximation, cancels the quasi-linear background, leaving a total magnetization (lower panel) that is dominated by the oscillations. (See §IV, Methods, for details.) (b) shows the corresponding plot for Eq. 10, the hybridization-gap insulator of Fig. 1, with a very weak hybridization so that the band dispersion changes very suddenly, compared to the Landau level spacing.

Pippard merely remarks that one can reformulate the dHvA effect directly in terms of the diamagnetic magnetization.

For an arbitrary band structure, applying the semi-classical relation between the real-space, $\mathcal{A}_{r,\ell}$, and the k -space, $\mathcal{A}_{k,\ell}$, areas of a Landau orbit [12, 14],

$$\mathcal{A}_{r,\ell}(B) = \frac{\hbar^2}{e^2 B^2} \mathcal{A}_{k,\ell}(B) = \frac{2\pi\hbar}{eB} (\ell + \gamma), \quad (6)$$

where $\gamma = 1/2$ for circularly-symmetric two-dimensional bands such as we use here [15], gives

$$\mu = -\frac{\hbar e}{m_\ell^*(B)} (\ell + \gamma), \quad (7)$$

where

$$m_\ell^*(B) \equiv \frac{\hbar^2}{2\pi} \left. \frac{\partial \mathcal{A}_k}{\partial E} \right|_{\ell, B}. \quad (8)$$

It is the factor $1/m_\ell^*$ in Eq. 7 that is of interest. The sign of m_ℓ^* determines the direction in which an electron circulates in its Landau orbit, and thus determines the sign of the

dipole moment; meanwhile the magnitude of m^* , which in this case is really a proxy for the speed of the electrons in the Landau orbit, determines the magnitude of the moment: fast electrons (low m_ℓ^*) produce a strong diamagnetic moment, slow electrons (high m_ℓ^*) produce a weak diamagnetic moment. The diamagnetic moments of the Landau levels near the hybridization gap are illustrated in Fig. 1c. On the light electron-like part of the bands the circulating electrons have a large negative diamagnetic moment, but on the heavy hole-like part (where m_ℓ^* is negative) they have a weak positive moment. The diamagnetic moment of the electrons in a Landau level in the valence band thus undergoes a sudden change when they cross the hybridized region, which is located at the Fermi wave-vector of the unhybridized bands.

Returning to Eq. 1 and using

$$\frac{\partial E_\ell}{\partial B} = \frac{\partial E}{\partial \mathcal{A}_k} \frac{\partial \mathcal{A}_k}{\partial B} = \frac{e\hbar}{m_\ell^*(B)}(\ell + \gamma), \quad (9)$$

gives the generalized version of Eq. 4:

$$M = -D \sum_{\ell}^{\text{occ.}} \frac{\hbar e}{m_\ell^*(B)}(\ell + \gamma) \quad (10a)$$

$$- D/B \sum_{\ell}^{\text{occ.}} (E_\ell - E_F). \quad (10b)$$

In Fig. 2b the sum in Eq. 10 is evaluated for the band structure of Fig. 1a. Despite the fact that the Landau levels do not cross the Fermi energy, but rather remain in the valence band for all values of ℓ , it can be seen that the results for the ‘anomalous’ and ‘conventional’ dHvA effects are remarkably similar: the pattern is the same, the period of the oscillations is the same, and again the oscillations are contained in the sum over the diamagnetic moments of the electrons in the occupied Landau levels. There are slight differences: the magnitude of the quantum oscillations is slightly larger in the anomalous case, and the cancellation of background is not quite as good.

Eq. 10a, and Fig. 1c, demonstrate the physical mechanism of the Knolle-Cooper dHvA oscillations: as each subsequent Landau level in the valence band crosses the hybridized region at k_F , its diamagnetic moment undergoes a sudden change in sign and magnitude as the electrons suddenly start circulating in the opposite sense at a different speed.

The actual size of the step in M depends on the details of the band structure. In the case chosen here, the velocity of the electrons in a Landau level reverses, and slows by a

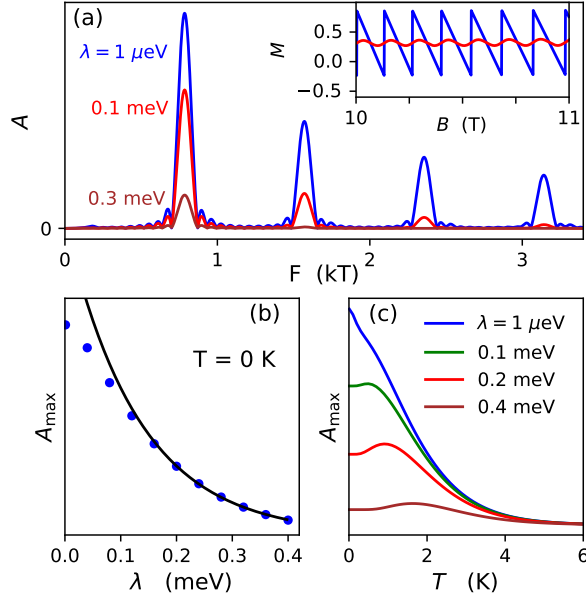


FIG. 3. (a) shows the effect of changing hybridization strength. The inset compares oscillations for $\lambda = 1 \mu\text{eV}$ (blue line) with $\lambda = 0.1 \text{ meV}$ (red line). The main figure shows the Fourier transform of M vs $1/B$. The frequency of the fundamental peak, $F \sim 780 \text{ T}$, corresponds via the Onsager relation, $F = \hbar \mathcal{A}_{k_F} / 2\pi e$, to the Fermi wave-vector of the unhybridized bands. (See §IV, Methods, for details.) (b) shows the amplitude of the fundamental peak vs. λ . The black line is a decaying exponential fit to the points with $\lambda > 0.15 \text{ meV}$. (c) shows the temperature dependence of the oscillations for selected values of λ .

factor of 10, as the Landau level passes from the electron-like to the hole-like part of the valence band, so the Landau diamagnetism goes from a negative value to a $10\times$ smaller, positive value, so the step-change in M is slightly larger than in the conventional case, where the diamagnetic moment merely disappears when the Landau level empties as it crosses E_F . In the original Knolle and Cooper paper [3] the hole band had infinite mass, so the diamagnetic moment suddenly drops to zero at k_F – exactly as if the Landau level had emptied.

In Figs. 3a and 3b the effect of increasing the hybridization strength λ is shown. There is an exponential fall in dHvA amplitude with increasing λ as long as λ is not too small. This was noted by Knolle and Cooper, but some authors [9–11] mistakenly attributed this to magnetic breakdown, because it has a similar dependence on the energy gap E_g . But in

fact, as noted in Ref. 7, the physical effect (recall that the conduction band is unoccupied in this calculation) has to do with the *width* of the hybridization-crossover region, compared with the Landau level spacing. If one Landau level crossing the hybridized region changes its diamagnetic moment before the next level enters, there is a large oscillatory effect. If, on the other hand, several Landau levels are crossing this region at the same time (the large λ case), as pictured in Fig. 1c, then the oscillations are small. It is of course a feature of degenerate perturbation theory that the larger the gap, the wider the region in k -space over which the bands change their slope.

Finally, in Fig. 2c the temperature dependence of the peak in the amplitude spectrum for several values of λ is shown. Similar results were found by Knolle and Cooper, and discussed by them. The key point is that when $k_B T \gg E_g$ the hybridization gap no longer matters, and conventional Lifshitz-Kosevich temperature dependence is found.

III. CONCLUSIONS

By showing that the quantum oscillatory magnetization is contained in the sum over the diamagnetic moments of the electrons in occupied Landau levels, it follows that at $T = 0$ K the oscillations in the anomalous dHvA effect arise, not because the highest Landau level empties as in the conventional dHvA effect, but rather because its diamagnetic moment changes suddenly when the slope of the valence band changes in the hybridization region. This gives a simple interpretation of the quantum oscillatory magnetism found by Knolle and Cooper, and reinforces that this is a novel mechanism for quantum oscillations.

IV. METHODS

In Fig. 1a two bands, with $E_1(k) = \hbar^2 k^2 / 2m_1$ and $E_2(k) = W + \hbar^2 k^2 / 2m_2$, where $m_1 = 1m_e$, $m_2 = -10m_e$ and $W = 0.1$ eV, are hybridized with a coupling of strength λ . (The negative mass for m_2 is needed for consistency of notation, particularly with Eq. 8.) The resulting bands are

$$E_i(k) = E_{av}(k) \pm \sqrt{\Delta E(k)^2 + \lambda^2}, \quad (11)$$

where $E_{av}(k) = 0.5(E_1(k) + E_2(k))$, $\Delta E = 0.5(E_1(k) - E_2(k))$, and $E_i(k)$ is $E_c(k)$ ($E_v(k)$) for the $+$ ($-$) solution. Since the band structure is circularly symmetric, the wave-vector corresponding to a given Landau level ℓ at a field B can be obtained from $\pi k_\ell(B)^2 = \mathcal{A}_{k,\ell}(B) = 2\pi eB(\ell + \gamma)/\hbar$, and then $m_\ell^*(B)$ for $i = v, c$ is obtained from Eq. 8. In Figs. 1b and 1c the Landau levels are evaluated at $B = 10$ T.

For Figs. 2 and 3, Eqs. 8 and 10 were numerically evaluated. A spherical Brillouin zone boundary was used, with a gradual logic-function cutoff to avoid spurious zone-boundary dHvA oscillations. Care must be taken with this spherical zone boundary when taking derivatives.

For Fig. 2a, the hole-like band is absent, leaving only a metallic band, with $m = 1m_e$. E_F is the same as for the anomalous dHvA case, so k_F occurs at the crossing-point of the unhybridized bands in Fig. 1b. In Fig. 2b, lower panel, the same normalization was used as in (a). That is, only electrons in the electron-like part of the valence band are counted, leaving out the electrons in the Landau levels of the hole-like part, which are of course also occupied. This makes comparison with Fig. 2a meaningful.

To get the temperature dependence for Fig. 3c the usual expression for Ω was used:

$$\Omega = -Dk_B T \sum_{\ell} \ln(1 + e^{(E_F - E_{\ell})/k_B T}), \quad (12)$$

which leads to the generalization of Eq. 10:

$$M = -D \sum_{\ell} f(E_{\ell}, T) \frac{\hbar e}{m_{\ell}^*(B)} (\ell + \gamma) \quad (13a)$$

$$+ \frac{k_B T D}{B} \sum_{\ell} \ln(1 + e^{(E_F - E_{\ell})/k_B T}), \quad (13b)$$

where $f(E_{\ell}, T)$ is the Fermi-Dirac distribution function, and the sum now includes both the conduction and the valence bands.

V. ACKNOWLEDGEMENTS

This research was funded by NSERC (RGPIN-2019-06446).

- [1] G. Li, Z. Xiang, F. Yu, T. Asaba, B. Lawson, P. Cai, C. Tinsman, A. Berkley, S. Wolgast, Y. S. Eo, D.-J. Kim, C. Kurdak, J. W. Allen, K. Sun, X. H. Chen, Y. Y. Wang, Z. Fisk, and L. Li, *Science* **346**, 1208 (2014).
- [2] B. S. Tan, Y.-T. Hsu, B. Zeng, M. Ciomaga Hatnean, N. Harrison, Z. Zhu, M. Hartstein, M. Kiourlappou, A. Srivastava, M. D. Johannes, T. P. Murphy, J.-H. Park, L. Balicas, G. G. Lonzarich, G. Balakrishnan, and S. E. Sebastian, *Science* **349**, 287 (2015).
- [3] J. Knolle and N. R. Cooper, *Phys. Rev. Lett.* **115**, 146401 (2015).
- [4] P. Ram and B. Kumar, *Phys. Rev. B* **96**, 075115 (2017).
- [5] J. Knolle and N. R. Cooper, *Phys. Rev. Lett.* **118**, 176801 (2017).
- [6] H. K. Pal, F. Piéchon, J.-N. Fuchs, M. Goerbig, and G. Montambaux, *Phys. Rev. B* **94**, 125140 (2016).
- [7] H. K. Pal, *Phys. Rev. B* **95**, 085111 (2017).
- [8] A. Panda, S. Banerjee, and M. Randeria, *Proc. Natl. Acad. Sci. USA* **119**, e2208373119 (2022).
- [9] O. Erten, P. Ghaemi, and P. Coleman, *Phys. Rev. Lett.* **116**, 046403 (2016).
- [10] I. Sodemann, D. Chowdhury, and T. Senthil, *Phys. Rev. B* **97**, 045152 (2018).
- [11] A. Ghazaryan, M. N. Emilian, O. Erten, and P. Ghaemi, *New J. Phys.* **23**, 123042 (2021).
- [12] D. Shoenberg, *Magnetic oscillations in metals* (Cambridge University Press, 1984).
- [13] A. Pippard, *Solid State Physics, vol. 1, Electrons in Metals*, edited by J. F. Cochran and R. R. Haering (Gordon and Breach, 1968).
- [14] N. W. Ashcroft and N. D. Mermin, *Solid state physics* (Hold, Rinehart and Winston, 1976) Chap. 12 and 14.
- [15] L. Roth, *Phys. Rev. B* **145**, 434 (1966).