

A synchronized two-dimensional $\alpha - \Omega$ model of the solar dynamo

M. Klevs^{1,2} · F. Stefani¹ · L. Jouve³

© Springer

Abstract We consider a conventional $\alpha - \Omega$ -dynamo model with meridional circulation that exhibits typical features of the solar dynamo, including a Hale cycle period of around 20 years and a reasonable shape of the butterfly diagram. With regard to recent ideas of a tidal synchronization of the solar cycle, we complement this model by an additional time-periodic α -term that is localized in the tachocline region. It is shown that amplitudes of some dm/s are sufficient for this α -term to become capable of entraining the underlying dynamo. We argue that such amplitudes of α may indeed be realistic, since velocities in the range of m/s are reachable, e.g., for tidally excited magneto-Rossby waves.

Keywords: Solar cycle, Models Helicity, Theory

1. Introduction

The general idea that solar activity variations might be linked to the orbital motion of the planets traces back to Wolf (1859), and was kept alive, throughout one and a half centuries, by a number of authors (de la Rue *et al.*, 1872; Bollinger, 1952; Jose, 1965; Takahashi, 1968; Wood, 1972; Öpik, 1972; Condon and Schmidt, 1975; Charvatova, 1997; Zaqarashvili, 1997; Landscheidt, 1999; Palus *et al.*, 2000; De Jager and Versteegh, 2005; Wolff and Patrone, 2010; Abreu *et al.*, 2012; Callebaut, de Jager, and Duhau, 2012). The more specific coincidence, though, of the 11.07-year alignment cycle of the tidally dominant planets Venus, Earth and Jupiter with the Schwabe cycle was brought to the

✉ F. Stefani
f.stefani@hzdr.de

¹ Helmholtz-Zentrum Dresden – Rossendorf, Bautzner Landstr. 400, D-01328 Dresden, Germany

² University of Latvia, Institute for Numerical Modelling, 3 Jelgavas street, Riga, LV-1004, Latvia

³ Univ. Toulouse, IRAP, CNRS, UMR 5277, CNES, UPS, F-31400 Toulouse, France

fore only recently by Hung (2007); Scafetta (2012); Wilson (2013); Okhlopkov (2016).

Since even such a remarkable agreement between the average values of two periods might still be a pure coincidence, the question of whether there is a phase coherence between the two time series becomes of utmost importance. The possible phase stability of the Schwabe cycle was first discussed in the paper “Is there a chronometer hidden deep in the Sun?” by Dicke (1978). Analyzing the ratio between the mean square of the *residuals* (i.e., the distances between the instants of the actual cycle maxima and the hypothetical maxima according to a linear trend) to the mean square of the differences between two consecutive residuals, Dicke’s conclusions favoured a clocked process over a random walk process. However, apart from the poor statistics connected with the mere 25 maxima taken into account, one should also take seriously Hoyng’s later warning (Hoyng, 1996) that any α -quenching mechanism could easily lead to a sort of self-stabilization of the solar dynamo, making a genuine random walk process “disguise” itself as a clocked process - at least for some centuries. A complementary type of cycle stability appears as a typical feature of conventional Babcock-Leighton dynamos whose period is largely determined by the turnover time of the meridional circulation (Dikpati and Charbonneau, 1999; Charbonneau and Dikpati, 2000; Charbonneau, 2020), which is indeed assumed to be much less fluctuating than the α effect in the convection zone.

With those caveats in mind, we had recently re-considered (Stefani *et al.*, 2020b) the longer time series of cycle minima/maxima as bequeathed to us by Schove (1983), and matched them with two series of the cosmogenic isotopes ^{10}Be and ^{14}C . Apart from the hardly decidable existence, or not, of two “lost cycles” (or phase jumps) around 1563 (Link, 1978) and 1795 (Usoskin *et al.*, 2002), our analysis confirmed, by and large, Dicke’s conclusion in favour of a clocked cycle, now throughout the last millennium. This result was then put into the context of the most remarkable, though widely overlooked, work of Vos *et al.* (2004) whose analysis of two series of algae-related data from 10000-9000 cal. BP had evidenced a phase-stable Schwabe cycle with a period of 11.04 years.

In view of those two independent thousand-year long segments showing nearly identical Schwabe cycles with average periods between 11.04 and 11.07 years and the strong evidence for phase stability in either case, we consider it at least worthwhile to quest for a possible physical mechanism that could be capable of linking the weak tidal forces as exerted by planets with the solar dynamo. Setting out from the numerical observation (Weber *et al.*, 2013, 2015; Stefani *et al.*, 2016) that a tide-like influence (with its typical $m = 2$ azimuthal dependence) can entrain the *helicity oscillation* of an underlying $m = 1$ instability (the Tayler instability (Tayler, 1973; Seilmayer *et al.*, 2012) for that matter) with barely changing its energy content, we have pursued some rudimentary synchronization studies in the framework of simple 0D and 1D $\alpha - \Omega$ -dynamo models (Stefani *et al.*, 2017, 2018; Stefani, Giesecke and Weier, 2019). Within the same framework, we recently tried (Stefani *et al.*, 2020a; Stefani, Stepanov and Weier, 2021) to explain also the longer term Suess-de Vries cycle in terms of a beat period (Wilson, 2013; Solheim, 2013) between the fundamental 22.14-year Hale cycle and the 19.86-yr period of the Sun’s barycentric motion (forced, in turn, by the

orbits of Jupiter and Saturn (Cionco and Pavlov, 2018)). With the intervening spin-orbit coupling remaining poorly understood, we took resort to the same buoyancy instability mechanism as it had been employed by Abreu *et al.* (2012) to plausibilize typical modulation periods on the centennial time-scale. Yet, this similarity between the final results notwithstanding, the fundamental time-scales of our model (22.14 and 19.86 years) that generate the much longer beat period of 193 years, are still close to the period of the undisturbed dynamo. Our mechanism for explaining long-term modulations might, therefore, be less vulnerable to stochastic noise than what was discussed by Charbonneau (2022) in relation to the original model of Abreu *et al.* (2012).

Admittedly, being restricted to the latitudinal coordinate, our simple 1D dynamo model did not have the requisite level of detail to give a quantitative answer to Charbonneau’s recent question of “what, then, can be considered a physically reasonable amplitude for external forcing” (Charbonneau, 2022). It was all the more encouraging that, utilizing a 2D Babcock-Leighton model with a periodic perturbation of the lower operating field threshold of the source term, Charbonneau (2022) found a similarly robust synchronization mechanism as Stefani, Giesecke and Weier (2019). Such a variation of the lower operating field threshold would correspond to variations of the field loss term κ as employed in (Stefani *et al.*, 2020a; Stefani, Stepanov and Weier, 2021) to parameterize the spin-orbit coupling with its 19.86-yr periodicity. While we do not exclude a viable physical translation of the (11.07-yr periodic) tidal forcing into such a type of variation of the field storage capacity, in this paper we will stick to our original idea that it is essentially the α effect that is affected by the tides. Specifically, we seek to know then *how much of this periodic α variation would be needed to accomplish synchronization of an otherwise conventional $\alpha - \Omega$ -dynamo*. Guided by a rough estimation based on the virial assumption $U_{\text{pot}} \approx E_{\text{kin}}$, we consider approximately 1 m/s an upper limit for the tide-induced velocity variation. Given that the value of α , which reflects only the helical part of the turbulence, is typically one order of magnitude lower than the underlying velocity, the focus of our modelling will be on whether α -values of the order of dm/s are sufficient to entrain the entire solar dynamo.

To answer this very specific question, we step back from the more sophisticated double-synchronization model of Stefani *et al.* (2020a); Stefani, Stepanov and Weier (2021) and restrict ourselves to the very basic tidal synchronization of the Schwabe/Hale cycle. In the next section, we present a rather conventional two-dimensional $\alpha - \Omega$ -dynamo with meridional circulation \mathbf{u}_p , utilizing observation-constrained values for Ω and \mathbf{u}_p , and employing more or less realistic values of α and the magnetic diffusivity η . To keep the model simple, no specific Babcock-Leighton source term is added to the α -effect “living” in the convection zone. In the next section, we first adjust the value of η to provide a reasonable natural period of the undisturbed dynamo. While the most simple form of the $\alpha - \Omega$ model leads, as usual, to a badly shaped butterfly diagram, the correct butterfly shape is recovered by switching on the meridional circulation. Based on the reference model thus defined, we will then assess in detail how much α variation in the tachocline region is actually needed for synchronization.

The paper will conclude with a short discussion of the results and some prospects for future work.

2. The model

In this section, we motivate and describe our mean-field solar dynamo model and discuss its numerical implementation. Considering only axi-symmetric solutions, we work with a system of partial differential equations whose spatial variables are the co-latitude and the radius. Intentionally, the model has been kept similarly simple as the benchmark model of Jouve *et al.* (2008).

As usual, the magnetic field is split into a poloidal component $\mathbf{B}_P(r, \Theta, t) = \nabla \times (A(r, \Theta, t)\mathbf{e}_\phi)$ and a toroidal component $\mathbf{B}_T(r, \Theta, t) = B(r, \Theta, t)\mathbf{e}_\phi$. The main sources of dynamo action are the gradient of the angular velocity Ω and the α -effect resulting from the helical part of the turbulence in the convection zone. While our model is not a Babcock-Leighton model (which would require a particular source term at the surface) it is a flux-transport model in that it comprises a meridional circulation \mathbf{u}_p , mainly to ensure a realistic shape of the butterfly diagram.

Choosing the solar radius $R_\odot = 695700$ km as the length and the diffusive time R_\odot^2/η_t as the time scale, we employ here - as in Jouve *et al.* (2008) - the dimensionless form of the coupled induction equations for the azimuthal components $B := B_\phi$ of the magnetic field and $A := A_\phi$ of the vector potential,

$$\frac{\partial B}{\partial t} = \tilde{\eta}D^2B + \frac{1}{s}\frac{\partial(sB)}{\partial r}\frac{\partial\tilde{\eta}}{\partial r} - R_m s\mathbf{u}_p \cdot \nabla \left(\frac{B}{s}\right) + C_\Omega s(\nabla \times (A\mathbf{e}_\phi)) \cdot \nabla \Omega \quad (1)$$

$$\frac{\partial A}{\partial t} = \tilde{\eta}D^2A - \frac{R_m}{s}\mathbf{u}_p \cdot \nabla(sA) + C_\alpha^c\alpha^c B + C_\alpha^p\alpha^p B, \quad (2)$$

wherein we use the notations $D^2 := (\nabla^2 - s^{-2})$, $s := r \sin \theta$ and $\tilde{\eta} = \eta/\eta_t$, with η_t being the turbulent magnetic diffusivity in the convection zone.

This system is governed by four magnetic Reynolds numbers characterizing, respectively, the effects of shear, meridional circulation, and two different α terms:

$$C_\Omega = \Omega_{\text{eq}}R_\odot^2/\eta_t \quad (3)$$

$$R_m = u_0R_\odot/\eta_t \quad (4)$$

$$C_\alpha^c = \alpha_{\text{max}}^cR_\odot/\eta_t \quad (5)$$

$$C_\alpha^p = \alpha_{\text{max}}^pR_\odot/\eta_t. \quad (6)$$

Herein, $\Omega_{\text{eq}} = 2\pi \times 456$ nHz is the angular velocity at the equator, and u_0 and α_{max}^c and α_{max}^p are the typical intensities of the meridional circulation and the two separate α effects in the convection zone and in the tachocline region. In contrast to Guerrero and de Gouveia Dal Pino (2007); Jouve *et al.* (2008); Sanchez *et al.* (2014), we do not incorporate any specific Babcock-Leighton source term.

We suppose the turbulent magnetic diffusivity η_t in the convection zone to be dominated by a strong β effect, whereas it is much smaller in the relatively quiet tachocline region. Refraining from more complicated structures of η as employed, e.g., in Guerrero and de Gouveia Dal Pino (2007) or Sanchez *et al.*

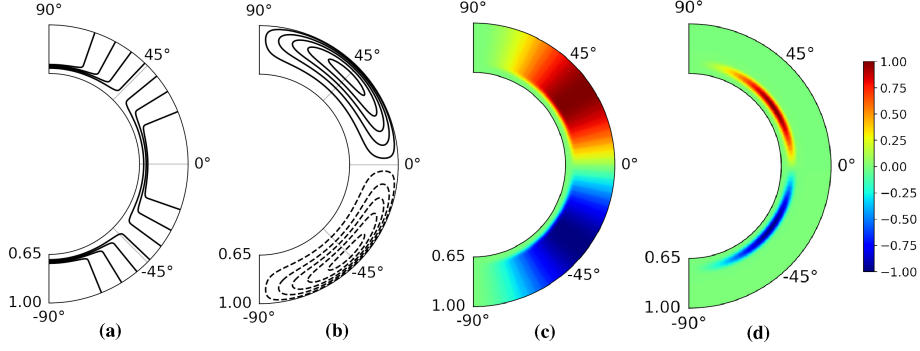


Figure 1. Spatial structures of the main ingredients of the dynamo model in the meridional plane. (a) Isolines of $\Omega(r, \Theta)/\Omega_{\max}$. (b) Streamlines of $\mathbf{u}_p(r, \Theta)$. (c) Constant part of α , taken in the unquenched state: $\alpha^c(r, \Theta)/\alpha_{\max}^c$. (d) Periodic part of α , with the resonance term set to 1: $\alpha^p(r, \Theta)/\alpha_{\max}^p$.

(2014), we use here the simple form of Jouve *et al.* (2008)

$$\tilde{\eta}(r) = \frac{\eta_c}{\eta_t} + \frac{1}{2} \left(1 - \frac{\eta_c}{\eta_t} \right) \left[1 + \operatorname{erf} \left(\frac{r - r_c}{d} \right) \right] \quad (7)$$

with $\eta_c = 0.01\eta_t$, $r_c = 0.7$ and $d = 0.02$, which shows a smoothed-out jump (by a factor of 100) between the radiation zone and the convection zone.

For the angular velocity we apply the same spatial structure as in Jouve *et al.* (2008):

$$\Omega(r, \Theta) = C_\Omega \left\{ \Omega_c + \frac{1}{2} \left[1 + \operatorname{erf} \left(\frac{r - r_c}{d} \right) \right] (1 - \Omega_c - c_2 \cos^2 \Theta) \right\} \quad (8)$$

with $r_c = 0.7$, $d = 0.02$, $\Omega_c = 0.92$ and $c_2 = 0.2$ (see Figure 1(a)).

For the meridional circulation we chose, again as in Jouve *et al.* (2008), one single cell defined by $\mathbf{u}_p = \nabla \times (\psi(r, \Theta)\mathbf{e}_\phi)$ with the stream function

$$\psi(r, \Theta) = R_m \left\{ -\frac{2}{\pi} \frac{(r - r_b)^2}{(1 - r_b)} \sin \left(\pi \frac{r - r_b}{1 - r_b} \right) \cos \Theta \sin \Theta \right\} \quad (9)$$

with $r_b = 0.65$ (see Figure 1(b)). We are well aware of the fact that the specific structure of \mathbf{u}_p is much less settled than that of $\Omega(r, \Theta)$, and that more complicated two-cell flows (Kosovichev *et al.*, 2022) might also be considered in future improvements of our model.

Finally, $\alpha = \alpha^c + \alpha^p$ is thought to consist of a conventional part α^c in the convection zone, whose time-dependence stems only from the quenching by the magnetic field,

$$\alpha^c(r, \Theta, t) = C_\alpha^c \frac{3\sqrt{3}}{4} \sin^2 \Theta \cos \Theta \left[1 + \operatorname{erf} \left(\frac{r - r_c}{d} \right) \right] \left[1 + \frac{|\mathbf{B}(r, \Theta, t)|^2}{B_0^2} \right]^{-1} \quad (10)$$

with $B_0 = 1$, and an explicitly time-dependent (with forcing period T_f) part α^p that is concentrated in the tachocline region,

$$\alpha^p(r, \Theta, t) = C_\alpha^p \frac{1}{\sqrt{2}} \sin^2 \Theta \cos \Theta \left[1 + \operatorname{erf} \left(\frac{r - r_c}{d} \right) \right] \left[1 - \operatorname{erf} \left(\frac{r - r_d}{d} \right) \right] \times \\ \times \frac{|\mathbf{B}(r, \Theta, t)|^2}{1 + |\mathbf{B}(r, \Theta, t)|^4} \sin(2\pi t/T_f), \quad (11)$$

where $r_d = 0.75$. Note that the factor on the second line of Eq. (11) represents a resonance term as introduced in Stefani *et al.* (2016) in order to account for a field-dependent optimal reaction of the underlying instability (e.g., Tayler instability) on the tidal forcing. A similar field dependence has been used, e.g., in Charbonneau (2022), although with the slightly different interpretation as a nonlinearity of the non-local source term that incorporates both a lower and upper operating threshold on the strength of the toroidal magnetic at the base of the convection zone. The spatial structures of these two α terms are visualized in Figure 1(c,d), in either case disregarding any magnetic-field dependence.

For the numerical solution, an explicit finite difference scheme in two dimensions in spherical coordinates is used. As in Rüdiger *et al.* (2003), the standard resolution was 64×64 grid points in both radial and latitudinal directions. The equations are solved with perfect conductor boundary conditions $A = \partial(rB)/\partial r = 0$ at $r = 0.65R_\odot$ and vertical field conditions $B_\phi = B_\Theta = 0$ at $r = R_\odot$.

3. Results

In this section we present and assess the results of three dynamo models with increasing complexity.

3.1. Non-synchronized model, without meridional circulation

First we consider the simplest case of a Parker's migratory dynamo (Parker, 1955), without any synchronization term ($\alpha^p = 0$), and without meridional circulation ($\mathbf{u}_p = 0$). For the sake of concreteness, we set $\eta_t = 2.13 \times 10^{11} \text{ cm}^2/\text{s}$, and $\alpha_{\text{max}}^c = 1.30 \text{ m/s}$, which both are close to the respective geometric means of the lower and upper values as typically found in the literature ($10^{10} - 10^{13} \text{ cm}^2/\text{s}$ for η and $10 - 10^3 \text{ cm/s}$ for α , see Charbonneau (2020)). The resulting magnetic Reynolds numbers according to Equations (3) and (5) are $C_\Omega = 65100$ and $C_\alpha^c = 42.46$. The radial dependencies of $\eta(r)$ and α^c (in its unquenched form) are illustrated, for $\Theta = 45^\circ$, in Figure 2(a). Note that at this particular angle $\alpha^c(r)$ does not reach the maximum value of 1.30 m/s .

Figure 3 illustrates the resulting field dependence on time and latitude, taken at $r = 0.95$, showing a reasonable dynamo cycle period of $T_d = 14.27$ years (i.e. 0.0198 diffusion times), but a badly shaped butterfly diagram.

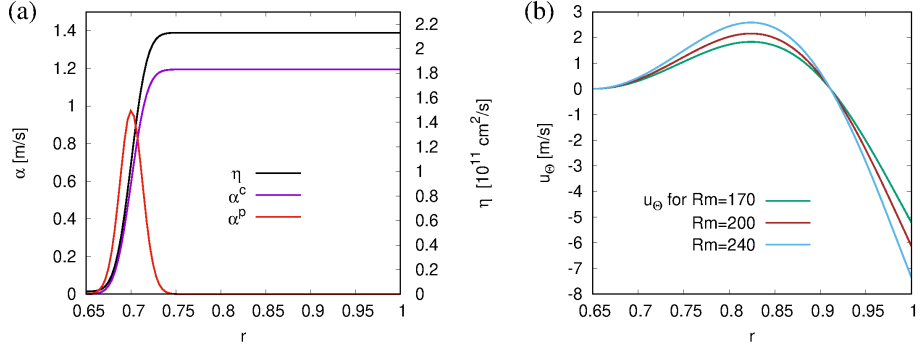


Figure 2. Radial dependence of various dynamo ingredients in physical units, all taken at $\Theta = 45^\circ$. (a) Diffusivity $\eta(r)$ (black), $\alpha^c(r)$ in the unquenched form (violet), and $\alpha^p(r)$ for $\alpha_{\max}^p = \alpha_{\max}^c$ and with the field-dependent resonance factor artificially set to 1 (red). (b) $u_\Theta(r)$ resulting from the stream function of Eq. (9) for three different R_m .

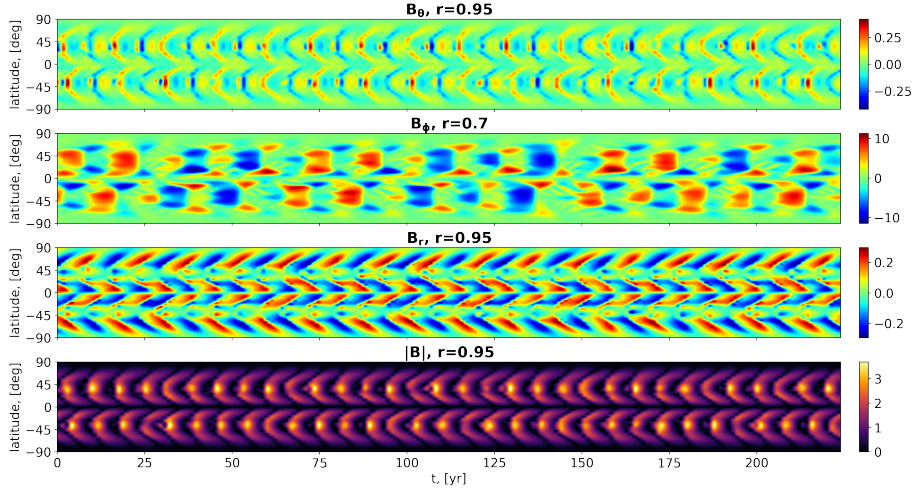


Figure 3. Contour-plots $B_\Theta(r = 0.95, \theta, t)$, $B_\phi(r = 0.7, \theta, t)$, and $B_r(r = 0.95, \theta, t)$ and of $|B|(r = 0.95, \theta, t)$ for the non-synchronized model without meridional circulation. Note that the ordinate axis represents not the colatitude θ but the normal solar latitude $90^\circ - \theta$.

3.2. Non-synchronized model, with meridional circulation

In order to recover the correct shape of the butterfly diagram, we switch on a meridional circulation, setting its value to $u_0 = 5.2$ m/s, which corresponds to $R_m = 170$. For this value, as well as for $R_m = 200$ and 240, the radial dependence of u_Θ is shown, again for $\Theta = 45^\circ$, in Figure 2(b). While the values u_Θ at $r = 1$ are by factor of appr. two too low compared with observations, the typical values of 1-2 m/s at the base of the convection zone are quite compatible with values from helioseismology. Actually, the latter velocities are the crucial ones to set the cycle period.

As seen in Figure 4 we obtain now a butterfly diagram of rather decent shape, and a slightly changed cycle period of $T_d = 22.798$ years. This will serve in the fol-

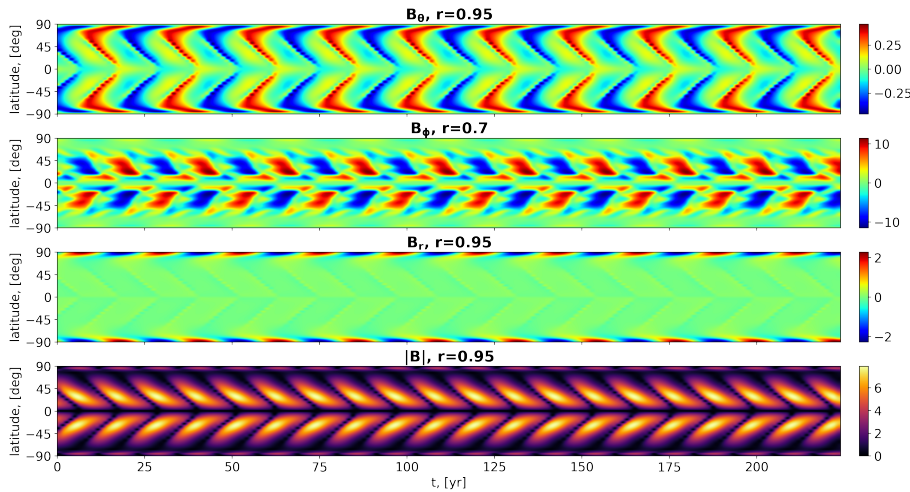


Figure 4. Same as Figure 3, but including meridional circulation with $R_m = 170$.

lowing as the reference dynamo model whose synchronization is to be evaluated thereupon. While further improvements of the spatio-temporal features of the magnetic field are certainly possible (for example, when including an appropriate Babcock-Leighton source term), we refrain from any further sophistication of the model.

3.3. Synchronized model

Finally, we switch on the periodic α term with an assumed forcing period of $T_f = 11.00$ years (we do not insist here on the precise value of 11.07 years). The radial dependence of α^p is illustrated by the red curve in Figure 2(a). Note, however, that here α_{\max}^p has the same value of 1.30 m/s as the corresponding α_{\max}^c , and that the field-dependent resonance term in Equation (11) is artificially set to 1. In reality, the resonance term reduces this value by a factor of 2 for the optimum field strength, and even more so outside the optimum.

As shown in Figure 5, for the specific value $\alpha_{\max}^p = 0.52$ m/s we obtain now the dynamo period $T_d = 22.00$ years which corresponds to twice the period T_f of the forcing.

In Figure 6 we plot the dependence of the dynamo period T_d on α_{\max}^p . Here we have used a couple of ratios of the “natural” period T_n (of the non-synchronized dynamo with $\alpha_{\max}^p = 0$) to the forcing periods T_f by simply changing the amplitude of meridional circulation which governs T_n . Very similar to Figure 10 in Stefani, Giesecke and Weier (2019), and to Figure 10 in Charbonneau (2022), we obtain a clear parametric resonance for some critical value of α_{\max}^p that depends on the initial distance between twice the forcing period T_f and the natural period T_n of the unperturbed dynamo. As we had chosen $\alpha_{\max}^c = 1.30$ m/s, synchronization occurs for an amplitude of α_{\max}^p in the range of some dm/s. The relative smallness of this number is, of course, a consequence of the 100 times smaller value of η in the tachocline region which amplifies correspondingly the

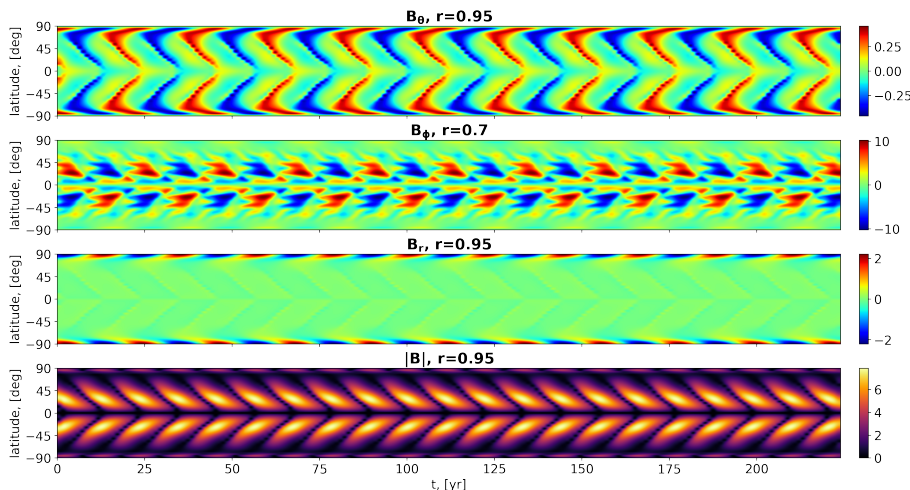


Figure 5. Same as Figure 4, but with synchronization by a periodic α -term with amplitude $\alpha_{\max}^p = 0.52$ m/s and period $T_f = 11.00$ years.

induction effect of α^p , even if the latter is concentrated in a significantly smaller zone than α^c . That said, we must also admit that synchronization requires a certain proximity of $2T_f$ and T_n ; for the R_m values indicated by the dashed lines in Figure 6 no clear synchronization was observed even for the highest considered value of $\alpha_{\max}^p/\alpha_{\max}^c = 1$. This narrowness of the synchronizability region, which somewhat contrasts with the broader region obtained in frame of the 1D model (Fig. 10 of Stefani, Giesecke and Weier (2019)), might have to do with the tight scaling of T_n with the period of the meridional circulation.

4. Conclusions

As a sequel to the 0D and 1D modelling of solar cycle synchronization (Stefani *et al.*, 2016, 2018; Stefani, Giesecke and Weier, 2019; Stefani *et al.*, 2020a; Stefani, Stepanov and Weier, 2021), we have investigated a more realistic 2D $\alpha - \Omega$ -dynamo model. Starting from a conventional set-up without meridional circulation, exhibiting a badly shaped butterfly diagram, via an enhanced model with meridional circulation showing the correct butterfly shape, we have assessed the synchronization capabilities of a time-periodic α term concentrated in the tachocline region. For rather standard values of all other parameters, it was shown that synchronization starts already for a magnitude of this additional α -term as low as some dm/s. The smallness of this value relies on the fact that η in the quiet tachocline region is significantly lower than in the convection zone where it is dominated by the turbulent β effect. The utilized tachoclinic diffusivity $\eta \approx 2.13 \times 10^9$ cm²/s should be considered a conservative choice; in view of much lower values such as, e.g. 2.2×10^8 cm²/s as used by Guerrero and de Gouveia Dal Pino (2007), the real value of α , required for synchronization, might still be lower than the one derived here.

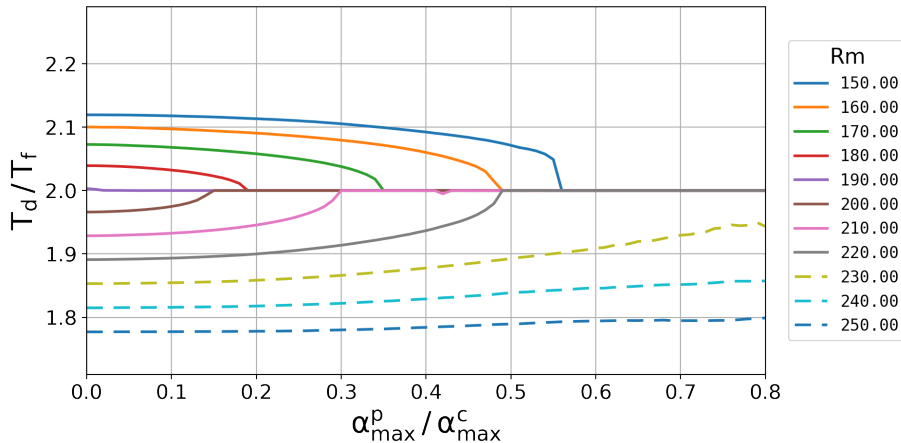


Figure 6. Ratio of the period T_d of the signal to the period T_f of the forcing in dependence on the relative strength of the forcing $\alpha_{\max}^p/\alpha_{\max}^c$. The color coded curves refer to different ratios of the “natural” period T_n of the non-synchronized dynamo to T_f , which has been varied by changing the magnetic Reynolds number R_m of the meridional circulation. T_n can be read off from the value at the ordinate axis multiplied by 11 years; it amounts, for example, to 23.3 years for $R_m = 150$, to 21.6 years for $R_m = 200$, and to 19.5 years for $R_m = 250$.

This brings us back to Charbonneau’s “elephant in the room: what, then, can be considered a physically reasonable amplitude for external forcing?” (Charbonneau, 2022). Let us recall the very rough energetic consideration Öpik (1972) that the typical tidal height of $h_{\text{tidal}} = GmR_{\text{tacho}}^2/(g_{\text{tacho}}d^3) \approx 1$ mm corresponds energetically to a velocity scale of $v_0 \sim (2g_{\text{tacho}}h_{\text{tidal}})^{1/2} \approx 1$ m/s when employing the huge gravity at the tachocline of $g_{\text{tacho}} \approx 500$ m/s². Invoking the equally rough estimate $\alpha \sim v_0$ from renormalization theory (Moffatt and Dormy, 2019) (and even when realistically assuming α to be one or two orders of magnitude smaller than v_0), a tidally generated α -value of a few dm/s seems not out of reach. Indeed, it was recently shown (Horstmann, 2022) that (magneto-)Rossby waves (Marquez-Artavia, Jones, and Tobias, 2017; Zaqrashvili, 2018; Dikpati *et al.*, 2020) under the influence of a *realistic* tidal forcing are capable of acquiring velocity scales of up to 1 m/s. Therefore, it appears that the “astrological homeopathy” (Charbonneau, 2022) of tidal forcing may well be suited to generate an α -effect in the tachocline region that is strong enough to entrain the entire solar dynamo.

We have further confirmed the prior results of Stefani, Giesecke and Weier (2019) (Figure 10) and Charbonneau (2022) (Figure 10) that this type of synchronization requires a certain proximity of the tidal forcing’s period to half the “natural” period of the undisturbed dynamo. The Sun, therefore, may just be in the lucky situation of being orbited by a Jupiter with a period that fits nicely to half the “natural” period of the undisturbed dynamo. It remains to be seen whether some peculiar features of the solar dynamo, e.g its somewhat unusual cycle period (Böhm-Vitense, 2007) and, in particular, “its comparatively smooth, regular activity cycle” (Radick *et al.*, 2018), could find an explanation at this point.

What are the next steps to be taken? First and foremost, the specific action of $m = 2$ tidal forces on various $m = 1$ instabilities (e.g., Tayler) or waves (e.g., magneto-Rossby), and on the α effect connected with them, has to be quantified in a reliable manner. Complementary work on tidal influences on Rayleigh-Bénard convection, and its large-scale circulation (Stepanov and Stefani, 2019; Jüstel *et al.*, 2020, 2022), might be helpful to elucidate helicity entrainment in a more generic sense.

Second, the possible role of further axisymmetric induction effects, beyond the α effect, has to be clarified. The basic idea of a torque-influenced magnetic buoyancy instability within the tachocline (Ferriz Mas, Schmitt, and Schüssler, 1994; Zhang *et al.*, 2003; Abreu *et al.*, 2012) might play a central role here. It was indeed employed as the basic synchronization mechanism by Charbonneau (2022), while in Stefani *et al.* (2020a); Stefani, Stepanov and Weier (2021), we had used it only to bring into play the second fundamental period 19.86 years via spin-orbit coupling (yet poorly understood, but see Javaraiah (2003); Shirley (2006); Sharp (2013) for first estimates). It certainly needs much more work to disentangle these two effects. Further to this, we should not overlook alternative axisymmetric ($m = 0$) instabilities, the possible relevance of which had been discussed by several authors (Dikpati *et al.*, 2009; Rogers, 2011). The recently discovered helical magnetorotational instability for flows with positive radial shear (Mamatsashvili *et al.*, 2019) might be an particularly interesting candidate in this respect.

Acknowledgments This work received funding from the European Research Council (ERC) under the European Union’s Horizon 2020 research and innovation programme (grant agreement No 787544). We are grateful to Detlef Elstner for providing us with the finite-difference dynamo code. F.S. would like to thank Jürg Beer, Robert Cameron, Antonio Ferriz Mas, Peter Frick, Gerrit Horstmann, Henri-Claude Nataf, Rafael Rebolo, Günther Rüdiger, Dmitry Sokoloff, Willie Soon, Steve Tobias, Rodion Stepanov, Tom Weier, Ian Wilson and Teimuraz Zaqarashvili for helpful discussions on various aspects of the solar dynamo and its possible synchronization. L.J. acknowledges support from the Institut Universitaire de France.

Disclosure of Potential Conflicts of Interest

The authors declare that they have no conflicts of interest.

References

- Abreu, J.A., Beer, J., Ferriz-Mas, A., McCracken, K.G., Steinhilber, F.: 2012, Is there a planetary influence on solar activity? *Astron. Astrophys.* **548**, A88. DOI.
- Böhm-Vitense, E.: 2007, Chromospheric activity in G and K main-sequence stars, and what it tells us about stellar synamos. *Astrophys. J.* **657**, 486. DOI.
- Bollinger, C.J.: 1952, A 44.77 year Jupiter–Venus–Earth configuration Sun-tide period in solar-climatic cycles. *Proc. Okla. Acad. Sci.* **33**, 307.
- Callebaut, D.K., de Jager, C., Duhau, S.: 2012, The influence of planetary attractions on the solar tachocline. *J. Atmos. Sol.-Terr. Phys.* **80**, 73. DOI.
- Charbonneau, P., Dikpati, M.: 2000, Stochastic fluctuations in a Babcock-Leighton model of the solar dynamo. *Astrophys. J.* **543**, 1027. DOI.

- Charbonneau, P.: 2020, Dynamo models of the solar cycle. *Liv. Rev. Solar Phys.* **17**, 4. DOI.
- Charbonneau, P.: 2022, External forcing of the solar dynamo. *Front. Astron. Space Sci.* **9**, 853676. DOI.
- Charvatova, I.: 1997, Solar-terrestrial and climatic phenomena in relation to solar inertial motion. *Surv. Geophys.* **18**, 131. DOI.
- Cionco, R.G., Pavlov, D.A.: 2018, Solar barycentric dynamics from a new solar-planetary ephemeris. *Astron. Astrophys.* **615**, A153. DOI.
- Condon, J.J., Schmidt, R.R.: 1975, Planetary tides and sunspot cycles. *Solar Phys.* **42**, 529. DOI.
- De Jager, C., Versteegh, G.: 2005, Do planetary motions drive solar variability? *Solar Phys.* **229**, 175. DOI.
- de la Rue, W., Stewart, B., Loewy, B. 1872, On a tendency observed in sunspots to change alternatively from one hemisphere to the other. *Proc. R. Soc. Lond. Ser.* **21**, 399.
- Dicke, R.H.: 1978, Is there a chronometer hidden deep in the Sun? *Nature* **276**, 676.
- Dikpati, M., Charbonneau, P.: 1999, A Babcock-Leighton flux transport dynamo with solar-like differential rotation. *Astrophys. J.* **518**, 508. DOI.
- Dikpati, M., Gilman, P.A., Cally, P.S., Miesch, M.S.: 2009, Axisymmetric MHD instabilities in solar/stellar tachoclines. *Astrophys. J.* **692**, 1421. DOI.
- Dikpati, M., Gilman, P.A., Chatterjee, S., McIntosh, S.W., Zaqarashvili, T.V.: 2020, Physics of magnetohydrodynamic Rossby waves in the sun. *Astrophys. J.* **896**, 141. DOI.
- Ferriz Mas, A., Schmitt, D., Schüssler, M.: 1994, A dynamo effect due to instability of magnetic flux tubes. *Astron. Astrophys.* **289**, 949.
- Guerrero, G., de Gouveia Dal Pino, E.M.: 2007, How does the shape and thickness of the tachocline affect the distribution of the toroidal magnetic fields in the solar dynamo?. *Astron. Astrophys.* **464**, 341. DOI.
- Horstmann, G., Mamatsashvili, G., Giesecke, A., Zaqarashvili, T.V., Stefani, F.: 2022, Theory on tidally forced planetary waves in the tachocline of solar-like stars. *Astrophys. J.* in press (arXiv:2208.00644).
- Hoyng, P.: 1996, Is the solar cycle timed by a clock? *Solar Phys.* **169**, 253. DOI.
- Hung, C.-C.: 2007, Apparent relations between solar activity and solar tides caused by the planets. NASA/TM-2007-214817.
- Javaraiah, J.: 2003, Long-term variations in the solar differential rotation. *Solar Phys.* **212**, 23. DOI.
- Jose, P.D.: 1965, Sun's motion and sunspots. *Astron. J.* **70**, 193. DOI.
- Jouve, L., Brun, A.S., Arlt, R., Brandenburg, A., Dikpati, M., Bonanno, A., Käpylä, P.J., Moss, D., Rempel, M., Gilman, P., Korpi, M.J., Kosovichev, A.G.: 2008, A solar mean field dynamo benchmark. *Astron. Astrophys.* **483**, 949. DOI.
- Jüstel, P., Röhrborn, S., Frick, P., Galindo, V., Gundrum, T., Schindler, F., Stefani, F., Stepanov, R., Vogt, T.: 2020, Generating a tide-like flow in a cylindrical vessel by electromagnetic forcing. *Phys. Fluids*, **32**, 097105. DOI.
- Jüstel, P., Röhrborn, S., Eckert, S., Galindo, V., Gundrum, T., Stepanov, R., Stefani, F.: 2022, Synchronizing the helicity of Rayleigh-Bénard convection by a tide-like electromagnetic forcing. *Phys. Fluids*, **34**, 104115. DOI.
- Kosovichev, A., Guerrero, G., Steiko, A., Pipin, V., Getling, A.: 2022, Advances and challenges in observations and modelling of the global-sun dynamics and dynamo.. arXiv:22.03.10721.
- Landscheidt, T.: 1999, Extrema in sunspot cycle linked to Sun's motion. *Solar Phys.* **189**, 413. DOI.
- Link, F.: 1978, Solar cycles between 1540 and 1700. *Solar Phys.* **58**, 175.
- Mamatsashvili, G., Stefani, F., Hollerbach, R., Rüdiger, G.: 2019, Two types of axisymmetric helical magnetorotational instability in rotating flows with positive shear. *Phys. Rev. Fluids*, **4**, 103905. DOI.
- Marquez-Artavia, X., Jones, C.A., Tobias, S.M.: 2017, Rotating magnetic shallow water waves and instabilities in a sphere. *Geophys. Astrophys. Fluid Dyn.* **111**, 282. DOI.
- Moffatt, K., Dormy, E.: 2019, *Self-exciting fluid dynamos*, Cambridge University Press, Cambridge, UK.
- Okhlopkov, V.P.: 2016, The gravitational influence of Venus, the Earth, and Jupiter on the 11-year cycle of solar activity. *Mosc. Univ. Phys. B.* **71**, 440. DOI.
- Öpik, E.: 1972, Solar-planetary tides and sunspots. *I. Astron. J.* **10**, 298.
- Palus, M., Kurths, J., Schwarz, U., Novotna, D., Charvatova, I.: 2000, Is the solar activity cycle synchronized with the solar inertial motion? *Int. J. Bifurc. Chaos* **10**, 2519. DOI.
- Parker, E.N.: 1955, Hydromagnetic dynamo models. *Astrophys. J.* **122**, 293. DOI.

- Radick, R.R., Lockwood, G.W., Henry, G.W., Hall, J.C., Pevtsov, A.A.: 2018, Patterns of Variation for the Sun and Sun-like Stars. *Astrophys. J.* **855**, 75. DOI.
- Rogers, T.M.: 2011, Toroidal field reversals and the axisymmetric Tayler instability. *Mon. Not. R. Astron. Soc.* **288**, 551. DOI.
- Rüdiger, G., Elstner, D., Ossendrijver, M.: 2003, Do spherical α^2 dynamos oscillate?. *Astron. Astrophys.* **406**, 15. DOI.
- Sanchez, S., Fournier, A., Pinheiro, K.J., Aubert, J.: 2014, A mean-field Babcock-Leighton solar dynamo model with long-term variability. *An. Acad. Bras. Cienc.* **86**, 11. DOI.
- Scafetta, N.: 2012, Does the Sun work as a nuclear fusion amplifier of planetary tidal forcing? A proposal for a physical mechanism based on the mass-luminosity relation. *J. Atmos. Sol.-Terr. Phys.* **81-82**, 27. DOI.
- Schove, D.J.: 1983, *Sunspot Cycles*, Hutchinson Ross Publishing Company, Stroudsburg.
- Seilmayer, M., Stefani, F., Gundrum, T., Weier, T., Gerbeth, G., Gellert, M., Rüdiger, G.: 2012, Experimental evidence for a transient Tayler instability in a cylindrical liquid metal column. *Phys. Rev. Lett.* **108**, 244501. DOI.
- Sharp, G.: 2013, Are Uranus and Neptune responsible for solar grand minima and solar cycle modulation? *Int J. Astron. Astrophys.* **3**, 260. DOI.
- Shirley, J.H.: 2006, Axial rotation, orbital revolution and solar spin-orbit coupling. *Mon. Not. R. Astron. Soc.* **368**, 280. DOI.
- Solheim, J.-E.: 2013, The sunspot cycle length - modulated by planets? *Pattern Recogn. Phys.* **1**, 159.
- Stefani, F., Giesecke, A., Weber, N., Weier, T.: 2016, Synchronized helicity oscillations: a link between planetary tides and the solar cycle? *Solar Phys.* **291**, 2197. DOI.
- Stefani, F., Galindo, V., Giesecke, A., Weber, N., Weier, T.: 2017, The Tayler instability at low magnetic Prandtl numbers: chiral symmetry breaking and synchronizable helicity oscillations. *Magnetohydrodynamics* **53**, 169.
- Stefani, F., Giesecke, A., Weber, N., Weier, T.: 2018, On the synchronizability of Tayler-Spruit and Babcock-Leighton type dynamos. *Solar Phys.* **293**, 12. DOI.
- Stefani, F., Giesecke, A., Weier, T.: 2019, A model of a tidally synchronized solar dynamo. *Solar Phys.* **294**, 60. DOI.
- Stefani, F., Giesecke, A., Seilmayer, M., Stepanov, R., Weier, T.: 2020, Schwabe, Gleissberg, Suess-de Vries: Towards a consistent model of planetary synchronization of solar cycles. *Magnetohydrodynamics*, **56**, 269. DOI.
- Stefani, F., Beer, J., Giesecke, A., Gloaguen, T., Seilmayer, R., Stepanov, R., Weier, T.: 2020, Phase coherence and phase jumps in the Schwabe cycle. *Astron. Nachr.*, **341**, 600. DOI.
- Stefani, F., Stepanov, W., Weier, T.: 2021, Shaken and Stirred: When Bond Meets Suess-de Vries and Gnevyshev-Ohl. *Solar Phys.* **296**, 88. DOI.
- Stepanov, R., Stefani, F.: 2019, Electromagnetic forcing of a flow with the azimuthal wave number $m = 2$ in cylindrical geometry. *Magnetohydrodynamics* **55**, 207.
- Takahashi, K.: 1968, On the relation between the solar activity cycle and the solar tidal force induced by the planets. *Solar Phys.* **3**, 598. DOI.
- Tayler, R.J.: 1973, The adiabatic stability of stars containing magnetic fields-I: Toroidal fields. *Mon. Not. Roy. Astron. Soc.* **161**, 365. DOI.
- Usoskin, I.G., Mursula, K., Kovaltsov, G.A., 2002 Lost sunspot cycle in the beginning of Dalton minimum. *Geophys. Res. Lett.* **29**, 2183. DOI.
- Vos, H., Brüchmann, C., Lücke, A., Negendank, J.F.W., Schleser, G.H., Zolitschka, B.: 2004, Phase stability of the solar Schwabe cycle in Lake Holzmaar, Germany, and GISP2, Greenland, between 10,000 and 9,000 cal. BP In: Fischer, H., Kumke, T., Lohmann, G., Flöser, G., Miller, H., von Storch, H., Negendank, J. F. (Eds.), *The Climate in Historical Times: Towards a Synthesis of Holocene Proxy Data and Climate Models*, (GKSS School of Environmental Research), Springer, 293-318.
- Weber, N., Galindo, V., Stefani, F., Weier, T., Wondrak, T.: 2013, Numerical simulation of the Tayler instability in liquid metals. *New J. Phys.* **15**, 043034. DOI.
- Weber, N., Galindo, V., Stefani, F., Weier, T.: 2015, The Tayler instability at low magnetic Prandtl numbers: between chiral symmetry breaking and helicity oscillations. *New J. Phys.* **17**, 113013. DOI.
- Wilson, I.R.G.: 2013, The Venus-Earth-Jupiter spin-orbit coupling model. *Pattern Recogn. Phys.* **1**, 147. DOI.
- Wolf, R.: 1859, Extract of a letter to Mr. Carrington. *Mon. Not. R. Astron. Soc.* **19**, 85.
- Wolff, C.L., Patrone, P.N.: 2010, A new way that planets can affect the sun. *Solar Phys.* **266**, 227. DOI.

- Wood, K.: 1972, Sunspots and planets. *Nature* **240**(5376), 91. DOI.
- Zaqarashvili, T.: 1997, On a possible generation mechanism for the solar cycle.. *Astrophys. J.* **487**, 930. DOI.
- Zaqarashvili, T.: 2018, Equatorial magnetohydrodynamic shallow water waves in the solar tachocline. *Astrophys. J.* **856**, 32. DOI.
- Zhang, K., Chan, K.H., Zou, J., Liao, X., Schubert, G.: 2003, A three-dimensional spherical nonlinear interface dynamo. *Astrophys. J.* **596**, 663 DOI.