

Perspectives on high-frequency nanomechanics, nanoacoustics, and nanophononics

Priya¹, E. R. Cardozo de Oliveira¹, and N. D. Lanzillotti-Kimura^{*1}

¹Université Paris-Saclay, CNRS, Centre de Nanosciences et de Nanotechnologies, 91120 Palaiseau, France

Abstract

Nanomechanics, nanoacoustics, and nanophononics refer to the engineering of acoustic phonons and elastic waves at the nanoscale and their interactions with other excitations such as magnons, electrons, and photons. This engineering enables the manipulation and control of solid-state properties that depend on the relative positions of atoms in a lattice. The access to advanced nanofabrication and novel characterization techniques enabled a fast development of the fields over the last decade. The applications of nanophononics include thermal management, ultrafast data processing, simulation, sensing, and the development of quantum technologies. In this review, we cover some of the milestones and breakthroughs, and identify promising pathways of these emerging fields.

1 Introduction

Usually seen as a major source of decoherence, acoustic phonons recently became an asset for optoelectronics [1–3], quantum technologies [4], and the simulation of solid-state systems [5]. Indeed, all the properties of a solid-state structure that are determined by the position of the atoms are subject to be modified or modulated by the presence of acoustic phonons. Moreover, acoustic phonons can be used to interface platforms based on different excitations (electrons, excitons, photons, or magnons) through the engineering of their interactions.

The engineering of acoustic waves at the nanoscale covers a broad range of frequencies from MHz (ultrasound) to GHz (hypersound) and THz (heat). Depending on the scientific community, it is referred as *nanomechanics* [6] (i.e., when referring to NEMS and MEMS, acronyms for nano- and microelectromechanical systems, respectively), *nanoacoustics* [7] (i.e., in cavity optomechanics), or *nanophononics* [8, 9] (i.e., in spectroscopy, hypersound engineering, and thermal transport). The focus of this review is to highlight the latest advances and trends and present some of the open challenges and future perspectives in the field.

By engineering nanostructures it is possible to control the confinement and propagation of acoustic vibrations, unlocking a plethora of applications. The short wavelength (in the 1-100 nm range) associated with acoustic phonons of GHz-THz frequencies opens the possibility of both developing novel acoustic nanoscopies based on acoustic nanowaves, and reaching ultrasmall interaction mode volumes necessary for the future on-chip integrated phononic devices. Acoustic phonons constitute an efficient and versatile simulation platform. The long mean free path combined with the short wavelength enables the simulation of complex solid-state systems. In addition, one can have access to the full phonon wavefunction, which is difficult or impossible using platforms based on electrons and photons. The characteristic high frequencies in nanophononics have associated low occupation numbers, reaching the quantum regime using standard cryogenic techniques, paving the way for quantum applications where phonons play a central role to manipulate information.

*daniel.kimura@c2n.upsaclay.fr

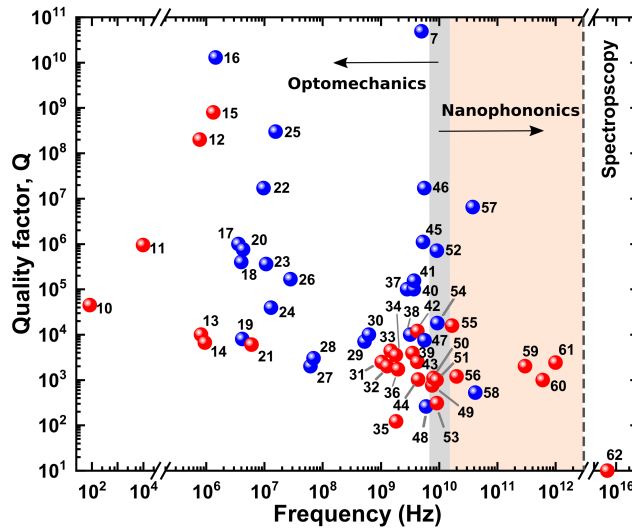


Figure 1: The acoustic quality factor (symbols) plotted as function of designed acoustic frequency for an assembly of acoustic systems operating at cryogenic (blue) and room (red) temperatures [7, 10–62]. The gray-shaded region represents the intersection of the fields of optomechanics (on the left) and nanophononics (orange-shaded region, on the right)

Despite all these promising perspectives, nanophononics still faces some open challenges. The lack of standard transducers, in opposition to classical acoustics, motivates the development of novel strategies and experimental techniques to control the interactions with other excitations. A stringent requirement of nanophononic devices is the materials and the superior interface quality. With required roughness down to atomic scales for the higher frequency bands, it is the most limiting property for raising the working frequency. By overcoming these challenges, one will be able to address the full control of interaction mechanisms in order to efficiently generate, manipulate the dynamics, and detect acoustic phonons.

Figure 1 highlights the diversity of acoustic structures developed over the past two decades for the confinement of phonons in a cavity at different frequencies [7, 10–62]. This limited selection of structures is characterized by the acoustic quality factor Q . Q (symbols) are presented in Fig. 1 as a function of operating acoustic frequency. It is worth noting that acoustic structures with higher Q values at lower frequencies (MHz range) work at room temperature, while at higher frequencies (GHz range), cryogenic temperatures of a few mK are required. There is a demand for raising the Q -factor for room environment conditions. Even though this figure is not a detailed picture of the field, it is worth noting the proportion of works studying structures designed for the range of frequencies between tens to hundreds of gigahertz (highlighted in orange) is considerably smaller than at lower frequencies. Clearly, the development of high- Q resonators operating at high-frequencies, and able to work at room temperature, remains an open challenge in nanophononics.

The recent advances in material science, experimental techniques, nanofabrication methods, and the understanding of solid-state systems set the perfect framework and timing to explore the flourishing field of nanophononics [63, 64]. The physics associated with acoustic phonons has implications in research fields, such as optomechanics, thermal nanophononics, bulk acoustic waves (BAWs), and surface acoustic waves (SAWs), which are closely connected to the topic of research discussed in this review. However, the operating frequency range, experimental techniques, and fabrication methods are different. The reader interested in thermal phonons, BAWs or SAWs is invited to refer to the respective review articles [65–70]. In this article we will highlight some recent results in the fields of nanoacoustics and nanophononics, and then we will present what we believe are promising and exciting new avenues for the following years.

2 Recent developments in nanophononics and nanoacoustics

2.1 Confinement of light and acoustic phonons

The control of the acoustic nanowave dynamics is usually performed using acoustic resonators at the nano- and microscale. At the intersection between optomechanics and nanophononics, the state of the art is based on microdisks [30, 33, 71], microcavities [5, 72], nanobeams [7, 73], and membrane-based resonators [12, 74]. Recent applications include sensing [75], phonon lasing [4], and the generation of non-classical phononic states [45].

The fabrication of these devices relies on a top-down approach, thereby limiting the smallest achievable feature, and hence the working frequency range, generally to less than 10 GHz (See Fig. 1 and references therein). To reach even higher bands, bottom-up techniques warranting atomic-flat interfaces and nm-thick layers, such as molecular beam epitaxy and high-quality sputtering, are needed. Using thin films, multilayers, distributed Bragg reflectors, and Fabry-Perot resonators working up to 1 THz unlocked the domain of ultrahigh frequency nanophononics [76, 77]. Fabry-Perot GaAs/AlAs-based nanocavities can be designed for the simultaneous confinement and colocalization of light and hypersound due to the equal ratios of speeds and impedances for light and sound in these materials [5, 72, 78]. These resonators constitute an innovative platform for accessing phonon dynamics [79] and cavity optomechanics applications.

These multilayered cavities can be laterally etched to create optophononic micropillar cavities, as shown in Fig. 2(a). This results in the 3D confinement of phonons and photons, thus tailoring the acoustic dispersion and local acoustic density of states [74], as well as the optophononic interactions [5, 72]. Semiconductor-based micropillar cavities are widely used in applications involving quantum dots [80], quantum wells [81], and optoelectronic devices, which makes them the perfect scenario for studying phononic interactions.

2.2 Simulation of solid-state systems

Analogous to band structures for photons and electrons in solid-state physics, one can engineer the acoustic band structure using multilayered periodic systems, such as superlattices (SLs) or coupled cavity systems. In these systems, it is possible to slow down a wavepacket, change the sign of propagation, and manipulate different mode symmetries [82]. Extending the electronic and acoustic bands analogy, it is possible to mimic any arbitrary potential. For instance, the Bloch oscillations of acoustic phonons [83] and topological interface states [5] were implemented in both SLs-based and coupled-cavity systems [82, 84]. The acoustic-phonon band engineering in SLs [82] and coupled cavity structures [84] enable a versatile implementation of 1D tight binding and nearly free electron models using high-frequency phonons.

2.3 Experimental techniques to access acoustic phonons

The absence of standard characterization techniques for high-frequency acoustic phonons motivated the development of optical techniques both in the frequency and temporal domains. Picosecond ultrasonics based on pump-probe schemes using ultrafast lasers unveils the coherent phonon dynamics [85], while high-resolution Raman and Brillouin scattering spectroscopy techniques unveil the incoherent phonon characteristics.

The pump-probe technique allows the investigation of the reflectivity timetrace after a perturbation induced by an ultrashort pulsed laser (Fig. 2c). In the picosecond ultrasonics framework, the coherent acoustic phonons, generated via photoinduced stress by the pump pulse [86], modulate the refractive index and shape of the material. The coherently generated phononic signal is then imprinted on the transient optical reflectivity or transmission sensed by the probe pulse, and can be reconstructed by scanning the relative time delay between pump and probe pulses [85]. Depending on the lifetime of the acoustic phonons, the use of long optomechanical delay lines (~ 4 m) is needed, which affects the stability of the spatiotemporal overlap of the pump and probe laser. This issue can be addressed by employing the asynchronous optical sampling (ASOPS) technique based on the traditional pump-probe experiment, using two mode-locked lasers pulsing at slightly different repetition rates [87]. This technique eliminates the need for a mechanical delay line,

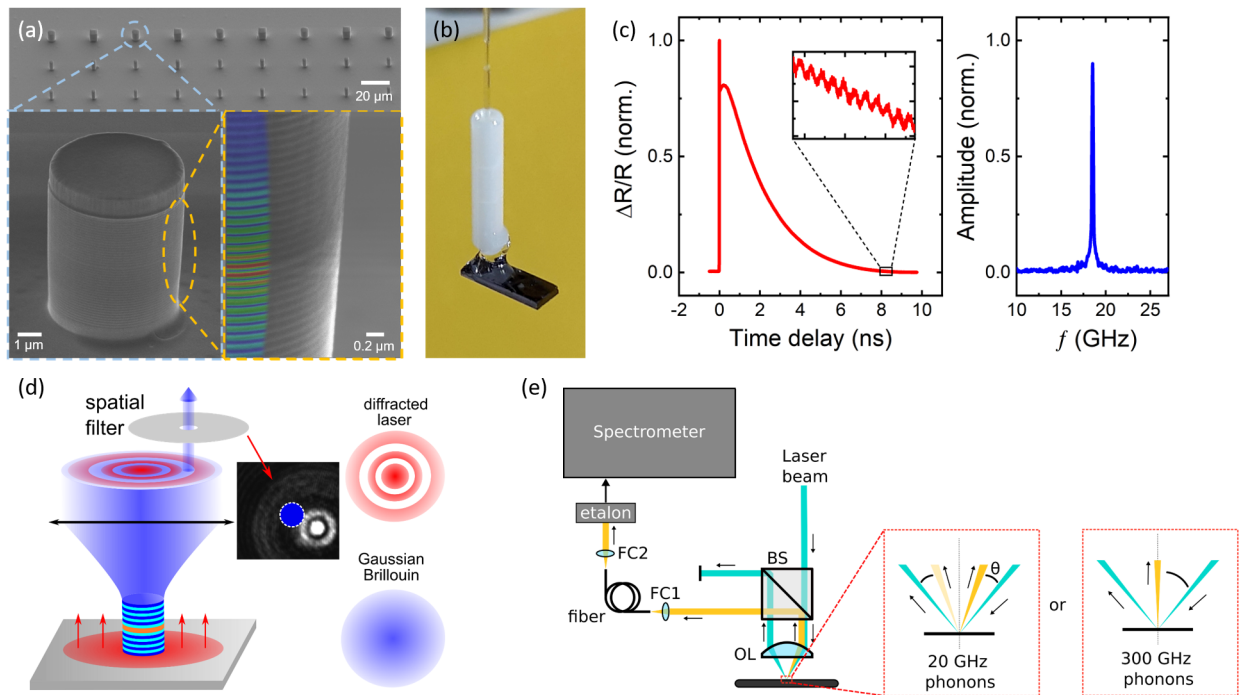


Figure 2: (a) SEM images of GaAs/AlAs micropillar cavities. Top panel: Array of etched micropillars of different sizes and shapes. Bottom left panel: Zoomed image of a single micropillar. Bottom right panel: Colormap of the displacement field highlighting the confinement of acoustic phonons in the cavity, superposed on the enlarged microscopy image. (b) Photo of a micropillar glued and mode-matched to a single-mode fiber. (c) Left panel: Reflectivity timetrace of a pump-probe experiment. An enlargement of the timetrace is shown on the inset, unveiling the presence of coherent oscillations. Right panel: FFT spectra of the displayed timetrace. (d) Interferometric-based filtering of acoustic modes of a 3D micropillar. (e) Angular filtering technique to access 20 GHz acoustic modes in Brillouin scattering for planar cavities.

thus increasing the stability of the setup. On the other hand, ASOPS requires two oscillators and the precise control on the repetition rates, which might be challenging. To deal with the mechanical stability issue differently, as well as the reproducibility of focalization, and optical mode matching, we recently developed fiber-integrated planar and micropillar optophononic cavities (Fig. 2(b)) for pump-probe experiments [88]. In this approach, a single-mode fiber is aligned and glued onto an optophononic microcavity (planar or micropillar) with sufficient optical mode overlap and requires no further alignment steps in real-time experiments. This monolithic sample structure is potentially transportable to perform reproducible plug-and-play pump-probe experiments in individual microstructures at any laboratory.

Non-invasive Raman and Brillouin spectroscopy experiments based on the inelastic scattering of light from excited incoherent phonons are routinely performed to analyze the phononic modes of nanostructures [89]. In Raman scattering, the scattered signal from optical phonons (in THz range) is separated by a large frequency shift from the excitation laser, while reading out the small frequency shift of Brillouin scattered signal from acoustic phonons (GHz range) is a non-trivial task. Brillouin spectroscopy experiments usually incorporate multiple passage tandem interferometers or single-pass Fabry-Pérot spectrometers to record the Brillouin spectra of high-frequency acoustic phonons ranging from hundreds of MHz to GHz [90–93]. More recently, in order to probe the Brillouin scattering spectra from phononic nanostructures and devices working at broad acoustic and optical wavelength ranges, we developed custom-built versatile experimental techniques as sketched in Figs. 2(d) and 2(e). Figure 2(d) displays the diffraction-based spatial filtering method to assess the Brillouin scattering at 300 GHz in a 3D micropillar resonator [59]. In this scheme, mismatched spatial patterns of the diffracted laser excitation (shown in red) and the Gaussian-shaped Brillouin signal (shown in blue) are exploited to selectively collect the Brillouin signal transmitted through the node of the pattern. A fiber-based angular filtering technique is shown in Fig. 2(e) to measure the confined acoustic mode in the range of 20-300 GHz in multilayered optophononic planar cavities [94]. This scheme is based on the excitation (laser indicated in green) and collection of the enhanced Brillouin scattering signals (shown in yellow) through the optical cavity satisfying the double optical resonance condition [95]. The technique permits for better angular filtering of the signal using a single-mode fiber and employs etalon-filtering to further achieve high-spectral resolution at low-frequency phonons.

Noise spectroscopy, a conventional experimental technique in optomechanics, finds its limits in frequency, wavelength, or required sensitivity, motivating new developments in the fields at the intersection between cavity optomechanics and Brillouin spectroscopy. Electrical and magnetic generation of coherent acoustic phonons [55, 96] are challenging but promising research perspectives. Even the use of phase-changing materials (VO₂) as innovative transducers has been reported [97].

2.4 Novel nanoacoustic materials and structures

Traditionally, acoustic phonon engineering is performed in highly crystalline and ordered systems, based on semiconductors, metals, and oxides systems. However, recent works demonstrate, on one hand, the feasibility and potential of nonperiodic systems such as disordered superlattices [78]. On the other hand, the use of easily available materials has been demonstrated in nanophononics that are based on reliable fabrication methods such as mesoporous [98–101] medium, and polymer-based colloidal crystals [102, 103]. Acoustic frequencies in resonators based on mesoporous materials range between 5 and 40 GHz, with Q-factors in the order of ~ 5 -20 [101]. The chemical functionalization of resonators upon fluid adsorption finds its interest in sensing applications. [104] These functionalities and inexpensive fabrication processes are ideal for practical applications.

2.5 Resonators for ultrahigh frequency phonons and light

The confinement of photons, phonons, and excitons in the same hybrid resonator provides a gateway to allow phononic control on the strong light-matter coupling regime [4, 58, 105].

An optomechanical resonator facilitates the strong coherent coupling of photons to phonons resulting in the so-called dynamical back-action, which allows both the laser cooling [40] down to the ground state of mechanical motion as well as the amplification of mechanical oscillations [106]. A hybrid polariton-based optomechanical system was theoretically proposed to evince the cooling of mechanical motion at a

single polariton level [107] and to reveal the unconventional dissipative coupling to mechanical mode [108]. These hybrid systems are experimentally investigated to yield ultrastrong photoelastic coupling up to 10^5 at exciton-polariton resonance in GaAs/AlAs multiple quantum wells [105]. This strong coupling of cavity polaritons to the high-frequency acoustic phonons in GaAs superlattices emanates as a prospective approach beneficial to experimentally achieve the cooling down of the mechanical vibrations to the quantum level. A recent study has introduced a new platform for the electrically driven longitudinal acoustic phonon-induced modulation of the polariton energies with amplitudes larger than the Rabi-splitting [109]. The electrically generated and detected coherent super high-frequency longitudinal bulk acoustic waves (LBAWs) have emerged as a powerful tool for governing different excitations in semiconductors [110, 111] and provide an access to explore nonlinear acoustic processes such as second harmonic generation [112], parametric oscillations and amplification featuring phonon lasing phenomenon.

A sound laser is characterized by the stimulated coherent emission of acoustic phonons and is also commonly referred to as a ‘phonon laser’ [4, 96, 113, 114]. The phonon lasing action has been theoretically advised and experimentally reported in several optomechanical systems at different acoustic frequencies ranging from MHz to hundreds of GHz [4, 96, 114–118]. At ultrahigh frequencies, the experimental observation of phonon amplification has been reported in hybrid systems coupling BEC with acoustic phonons [4], and in semiconductor superlattices exploiting electron-phonon interactions [96].

2.6 Nanoacoustics using optical nanoantennas

Optical nanoantennas and, more recently, metasurfaces, revolutionized the field of optics. Their use in nanophononics came up as an original strategy to overcome one of the main roadblocks in the field, the lack of tailored and efficient transducers. Gigahertz mechanical modes are strongly dependent on the shape and materials of nanoantenna structures, and the interactions with light can be polarization-dependent, which enables a new playground for nanoacoustics. Indeed, single nanoantennas [119], or extended metasurfaces [120–122] can be used as selective phonon generators, detectors and also for the demonstration of directional transport of phonons at the nanoscale [123, 124]. Furthermore, plasmonic nanoparticles scaled down to 1 nm size range present acoustic resonances up to a few THz, which makes them potential acoustic terahertz generators [125, 126]. An advanced engineering of the interaction of optical and GHz-acoustic fields in nanoantenna arrays is a promising arena for the development of optical, optoelectronic, and data communication applications.

3 What are the perspectives on acoustic phonon engineering?

3.1 Tunable, responsive, and active optophononic devices

The development and integration of ultrahigh frequency optomechanical functionalities in Si-based platforms appear as a natural step in the evolution of the field. [127] The functionalization and dynamical tuning of artificial acoustic materials, particularly at the nanoscale, would be a breakthrough in the engineering of intelligent and programmable materials. In nanoacoustics, despite the potential impact on data communications, sensing, optoelectronics, non-destructive testing, and in general on fundamental physics, with counted exceptions [103], no tunable nanophononic devices have been reported up to now. A reversible, and potentially ultrafast, change in the elastic properties (speed of sound, density, absorption, shape) of a nanostructure under external environment control (Fig. 3(a)) would enable such dynamical behavior. Mesoporous thin films [101], susceptible of being functionalized and sensitive to environmental conditions, VO₂ showing a phase change associated with the emission of shock waves [97], graphene and other 2D heterostructures having tunable electronic properties [128], and magnetoelastic materials [129–132] are possible ways towards the implementation of dynamical structures.

3.2 Quantum nanoacoustics

The core competencies for scalable quantum information processing are high bandwidth and long coherence times, which are fulfilled by coherent acoustic phonons. During the past few decades, the quantum

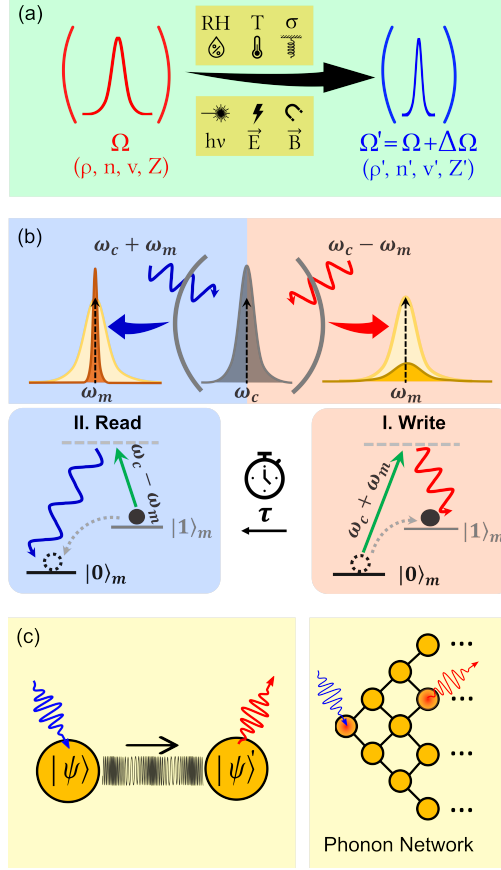


Figure 3: Schematics of perspectives on high-frequency acoustic phonons. (a) Tunable acoustic resonators: Under external environment control – such as relative humidity (RH), temperature (T), strain (σ), energy ($h\nu$), electric field (\vec{E}) or magnetic field (\vec{B})–, the acoustic resonator Ω , that depends on the structural parameters mass density (ρ), index of refraction (n), speed of sound (v) and acoustic impedance (Z), undergoes changes on its resonance mode $\Omega' = \Omega + \Delta\Omega$ due to variation on the structure constants (ρ' , n' , v' , Z'). (b) Top panel: the principle of dynamical back action[106] applied to an optomechanical system operating in the resolved sideband regime where the frequency of the mechanical mode (ω_m) is higher than the cavity line-width of optical mode (ω_c). Upon interaction with the blue-detuned incident laser, there is an amplification of the mechanical mode, on the other hand, the red-detuned laser leads to the cooling of the mechanical mode. Bottom panel: Raman protocol for the creation (I. Write) and the annihilation (II. Read) of single phonon Fock state [62] (c) Left panel: Interfacing different solid-state platforms via coherent acoustic phonons. The physical system $|\psi\rangle$ with engineered properties to couple with acoustic phonons, after excitation, transfers information to another system $|\psi'\rangle$ via coherent acoustic phonons, that can be sensed, e.g., optically. Right panel: Coupled acoustic resonators establishing a phonon network.

nature of optomechanical systems has been investigated under two different experimental configurations as sketched in Fig. 3(b): by creating a quantum ground state of mechanical motion under dynamical back-action (top panel) [106] at cryogenic temperatures or using Raman scattering for creation and annihilation of a single phonon (bottom panel) in an ultrafast laser detection method [45]. In recent experiments, optical phonons (40 THz) in bulk diamond lattices are exploited to observe non-classical correlations [133] and phonon entanglement [134], and further to perform a Bell non-locality test [62]. Contrary to optical phonons, acoustic phonons are able to couple with various excitations (photons, electrons, etc) over a broad frequency range, and their interaction can be controlled at will in engineered structures for stronger interactions. For instance, the band structure engineering of acoustic phonons constitutes a unique asset. In this context, the emergent quantum technologies demand a quantum acoustical platform [135–137] operating at gigahertz frequencies providing single phonons for their use as quantum transducers, quantum sensors for displacement, and also as a probe in quantum thermodynamics.

3.3 Phonon transport and interfacing

Owing to the strong coupling of acoustic phonons with other excitations, such as electrons, photons, excitons, plasmons, polaritons, and magnons, the interfacing of platforms based on different excitations is possible by engineering their interactions. Recently, the coupling of qubits with surface acoustic waves has been achieved [29]. Furthermore, acoustic phonons can be employed as information carriers due to their long mean free path, which leads to potential application on signal processing and phononic networks (Fig. 3(c)). However, previous works are frequency-limited up to a few GHz [2, 123, 124, 137–140]. By bringing these concepts to nanoacoustics and nanophononics it is possible to raise the frequency of the systems, thus reaching the quantum acoustic regime, and guide the quantum information as desired in complex acoustic networks. Inspired by developments in optics and electronics, topology appears as a promising tool towards the achievement of loose-less transport of nanophononic information and energy. In this sense, it is essential to develop and unlock 2D and 3D structures (resonators, waveguides, generators, and detectors) working in the GHz-THz regime where topological engineering can be defined.

4 Conclusions

We have shown our vision of the state of the art in phononic engineering at the tens to hundreds of GHz frequency range, highlighting exciting phenomena, such as the strong coupling with other excitations, and prospects in quantum applications. The nanoacoustics and nanophononics landscape is vast and difficult to cover in a short review. For instance, we did not cover the full field of bulk acoustic waves, high-impact applications like thermal transport management [141], nanoimaging and non-destructive testing, the study of biological tissues [142–145], or the potential of new research fields such as ultrahigh frequency sonochemistry [146]. Combining these concepts with the ones presented in this article, incorporating novel materials, or bringing the acoustic resonators towards low occupation numbers will lead to a new generation of tunable and responsive nanophononic devices, quantum nanoacoustics, and the interfacing of different solid-state platforms via coherent acoustic phonons. The fast-growing fields of nanoacoustics and nanophononics will perhaps become the striking element for future quantum communication, sensing applications, and data communication technologies.

5 Acknowledgements

The authors acknowledge funding by the European Research Council Starting Grant No. 715939, Nanophenec, the French RENATECH network, and through a public grant overseen by the ANR as part of the “Investissements d’Avenir” program (Labex NanoSaclay Grant No. ANR-10-LABX-0035).

References

- [1] Atiyeh Zarifi, Birgit Stiller, Moritz Merklein, Neuton Li, Khu Vu, Duk-Yong Choi, Pan Ma, Stephen J. Madden, and Benjamin J. Eggleton. Highly localized distributed Brillouin scattering response in a photonic integrated circuit. *APL Photonics*, 3(3):036101, March 2018. doi: 10.1063/1.5000108. URL <https://aip.scitation.org/doi/10.1063%2F1.5000108>.
- [2] Birgit Stiller, Birgit Stiller, Birgit Stiller, Moritz Merklein, Moritz Merklein, Christian Wolff, Khu Vu, Pan Ma, Stephen J. Madden, Benjamin J. Eggleton, and Benjamin J. Eggleton. Coherently refreshing hypersonic phonons for light storage. *Optica*, 7(5):492–497, May 2020. ISSN 2334-2536. doi: 10.1364/OPTICA.386535. URL <https://opg.optica.org/optica/abstract.cfm?uri=optica-7-5-492>.
- [3] P. Dainese, P. St J. Russell, N. Joly, J. C. Knight, G. S. Wiederhecker, H. L. Fragnito, V. Laude, and A. Khelif. Stimulated Brillouin scattering from multi-GHz-guided acoustic phonons in nanostructured photonic crystal fibres. *Nature Physics*, 2(6):388–392, June 2006. ISSN 1745-2481. doi: 10.1038/nphys315. URL <https://www.nature.com/articles/nphys315>.
- [4] D. L. Chafatinos, A. S. Kuznetsov, S. Anguiano, A. E. Bruchhausen, A. A. Reynoso, K. Biermann, P. V. Santos, and A. Fainstein. Polariton-driven phonon laser. *Nature Communications*, 11(1):4552, December 2020. ISSN 2041-1723. doi: 10.1038/s41467-020-18358-z. URL <https://www.nature.com/articles/s41467-020-18358-z>.
- [5] O. Ortiz, P. Priya, A. Rodriguez, A. Lemaitre, M. Esmann, M. Esmann, and N. D. Lanzillotti-Kimura. Topological optical and phononic interface mode by simultaneous band inversion. *Optica*, 8(5):598–605, May 2021. ISSN 2334-2536. doi: 10.1364/OPTICA.411945. URL <https://opg.optica.org/optica/abstract.cfm?uri=optica-8-5-598>.
- [6] Adrian Bachtold, Joel Moser, and M. I. Dykman. Mesoscopic physics of nanomechanical systems. *Reviews of Modern Physics*, 94(4):045005, December 2022. ISSN 0034-6861, 1539-0756. doi: 10.1103/RevModPhys.94.045005.
- [7] Gregory S. MacCabe, Hengjiang Ren, Jie Luo, Justin D. Cohen, Hengyun Zhou, Alp Sipahigil, Mohammad Mirhosseini, and Oskar Painter. Nano-acoustic resonator with ultralong phonon lifetime. *Science*, 370(6518):840–843, November 2020. ISSN 0036-8075, 1095-9203. doi: 10.1126/science.abc7312. URL <https://www.science.org/doi/10.1126/science.abc7312>.
- [8] Alexander A. Balandin. Nanophononics: Phonon Engineering in Nanostructures and Nanodevices. *Journal of Nanoscience and Nanotechnology*, 5(7):1015–1022, July 2005. doi: 10.1166/jnn.2005.175.
- [9] N. D. Lanzillotti-Kimura, A. Fainstein, A. Lemaître, and B. Jusserand. Nanowave devices for terahertz acoustic phonons. *Applied Physics Letters*, 88(8):083113, February 2006. ISSN 0003-6951. doi: 10.1063/1.2178415. URL <https://aip.scitation.org/doi/abs/10.1063/1.2178415>.
- [10] C. M. Mow-Lowry, A. J. Mullavey, S. Goßler, M. B. Gray, and D. E. McClelland. Cooling of a Gram-Scale Cantilever Flexure to 70 mK with a Servo-Modified Optical Spring. *Physical Review Letters*, 100(1):010801, January 2008. doi: 10.1103/PhysRevLett.100.010801. URL <https://link.aps.org/doi/10.1103/PhysRevLett.100.010801>.
- [11] Dustin Kleckner, Brian Pepper, Evan Jeffrey, Petro Sonin, Susanna M. Thon, and Dirk Bouwmeester. Optomechanical trampoline resonators. *Optics Express*, 19(20):19708–19716, September 2011. ISSN 1094-4087. doi: 10.1364/OE.19.019708. URL <https://opg.optica.org/oe/abstract.cfm?uri=oe-19-20-19708>.

- [12] Y. Tsaturyan, A. Barg, E. S. Polzik, and A. Schliesser. Ultracoherent nanomechanical resonators via soft clamping and dissipation dilution. *Nature Nanotechnology*, 12(8):776–783, August 2017. ISSN 1748-3395. doi: 10.1038/nnano.2017.101. URL <https://www.nature.com/articles/nnano.2017.101>.
- [13] Olivier Arcizet, Chiara Molinelli, Tristan Briant, Pierre-François Cohadon, Antoine Heidmann, Jean-Marie Mackowski, Christophe Michel, Laurent Pinard, Olivier Français, and Lionel Rousseau. Experimental optomechanics with silicon micromirrors. *New Journal of Physics*, 10(12):125021, December 2008. ISSN 1367-2630. doi: 10.1088/1367-2630/10/12/125021. URL <https://doi.org/10.1088/1367-2630/10/12/125021>.
- [14] Simon Gröblacher, Klemens Hammerer, Michael R. Vanner, and Markus Aspelmeyer. Observation of strong coupling between a micromechanical resonator and an optical cavity field. *Nature*, 460(7256):724–727, August 2009. ISSN 1476-4687. doi: 10.1038/nature08171. URL <https://www.nature.com/articles/nature08171>.
- [15] A. H. Ghadimi, S. A. Fedorov, N. J. Engelsen, M. J. Beryhi, R. Schilling, D. J. Wilson, and T. J. Kippenberg. Elastic strain engineering for ultralow mechanical dissipation. *Science*, 360(6390):764–768, May 2018. doi: 10.1126/science.aar6939. URL <https://www.science.org/doi/10.1126/science.aar6939>.
- [16] A. Beccari, D. A. Visani, S. A. Fedorov, M. J. Beryhi, V. Boureau, N. J. Engelsen, and T. J. Kippenberg. Strained crystalline nanomechanical resonators with quality factors above 10 billion. *Nature Physics*, 18(4):436–441, April 2022. ISSN 1745-2473, 1745-2481. doi: 10.1038/s41567-021-01498-4.
- [17] E. E. Wollman, C. U. Lei, A. J. Weinstein, J. Suh, A. Kronwald, F. Marquardt, A. A. Clerk, and K. C. Schwab. Quantum squeezing of motion in a mechanical resonator. *Science*, 349(6251):952–955, August 2015. doi: 10.1126/science.aac5138. URL <https://www.science.org/doi/10.1126/science.aac5138>.
- [18] A. J. Weinstein, C. U. Lei, E. E. Wollman, J. Suh, A. Metelmann, A. A. Clerk, and K. C. Schwab. Observation and Interpretation of Motional Sideband Asymmetry in a Quantum Electromechanical Device. *Physical Review X*, 4(4):041003, October 2014. doi: 10.1103/PhysRevX.4.041003. URL <https://link.aps.org/doi/10.1103/PhysRevX.4.041003>.
- [19] J. M. Fink, M. Kalae, A. Pitanti, R. Norte, L. Heinzle, M. Davanço, K. Srinivasan, and O. Painter. Quantum electromechanics on silicon nitride nanomembranes. *Nature Communications*, 7(1):12396, August 2016. ISSN 2041-1723. doi: 10.1038/ncomms12396. URL <https://www.nature.com/articles/ncomms12396>.
- [20] D. J. Wilson, V. Sudhir, N. Piro, R. Schilling, A. Ghadimi, and T. J. Kippenberg. Measurement-based control of a mechanical oscillator at its thermal decoherence rate. *Nature*, 524(7565):325–329, August 2015. ISSN 1476-4687. doi: 10.1038/nature14672. URL <https://www.nature.com/articles/nature14672/>.
- [21] A. Butsch, J. R. Koehler, R. E. Noskov, and P. St J. Russell. CW-pumped single-pass frequency comb generation by resonant optomechanical nonlinearity in dual-nanoweb fiber. *Optica*, 1(3):158–164, September 2014. ISSN 2334-2536. doi: 10.1364/OPTICA.1.000158. URL <https://opg.optica.org/optica/abstract.cfm?uri=optica-1-3-158>.
- [22] Paul B. Dieterle, Mahmoud Kalae, Johannes M. Fink, and Oskar Painter. Superconducting Cavity Electromechanics on a Silicon-on-Insulator Platform. *Physical Review Applied*, 6(1):014013, July 2016. doi: 10.1103/PhysRevApplied.6.014013. URL <https://link.aps.org/doi/10.1103/PhysRevApplied.6.014013>.

- [23] J. D. Teufel, Dale Li, M. S. Allman, K. Cicak, A. J. Sirois, J. D. Whittaker, and R. W. Simmonds. Circuit cavity electromechanics in the strong-coupling regime. *Nature*, 471(7337):204–208, March 2011. ISSN 1476-4687. doi: 10.1038/nature09898. URL <https://www.nature.com/articles/nature09898>.
- [24] J.-M. Pirkkalainen, E. Damskäg, M. Brandt, F. Massel, and M. A. Sillanpää. Squeezing of Quantum Noise of Motion in a Micromechanical Resonator. *Physical Review Letters*, 115(24):243601, December 2015. doi: 10.1103/PhysRevLett.115.243601. URL <https://link.aps.org/doi/10.1103/PhysRevLett.115.243601>.
- [25] Maxim Goryachev, Daniel L. Creedon, Eugene N. Ivanov, Serge Galliou, Roger Bourquin, and Michael E. Tobar. Extremely low-loss acoustic phonons in a quartz bulk acoustic wave resonator at millikelvin temperature. *Applied Physics Letters*, 100(24):243504, June 2012. ISSN 0003-6951. doi: 10.1063/1.4729292. URL <https://aip.scitation.org/doi/10.1063/1.4729292>.
- [26] Amir H. Safavi-Naeini, Simon Gröblacher, Jeff T. Hill, Jasper Chan, Markus Aspelmeyer, and Oskar Painter. Squeezed light from a silicon micromechanical resonator. *Nature*, 500(7461):185–189, August 2013. ISSN 1476-4687. doi: 10.1038/nature12307. URL <https://www.nature.com/articles/nature12307>.
- [27] A. Schliesser, O. Arcizet, R. Rivière, G. Anetsberger, and T. J. Kippenberg. Resolved-sideband cooling and position measurement of a micromechanical oscillator close to the Heisenberg uncertainty limit. *Nature Physics*, 5(7):509–514, July 2009. ISSN 1745-2481. doi: 10.1038/nphys1304. URL <https://www.nature.com/articles/nphys1304>.
- [28] R. Rivière, S. Deléglise, S. Weis, E. Gavartin, O. Arcizet, A. Schliesser, and T. J. Kippenberg. Optomechanical sideband cooling of a micromechanical oscillator close to the quantum ground state. *Physical Review A*, 83(6):063835, June 2011. doi: 10.1103/PhysRevA.83.063835. URL <https://link.aps.org/doi/10.1103/PhysRevA.83.063835>.
- [29] Riccardo Manenti, Anton F. Kockum, Andrew Patterson, Tanja Behrle, Joseph Rahamim, Giovanna Tancredi, Franco Nori, and Peter J. Leek. Circuit quantum acoustodynamics with surface acoustic waves. *Nature Communications*, 8(1):975, December 2017. ISSN 2041-1723. doi: 10.1038/s41467-017-01063-9. URL <http://www.nature.com/articles/s41467-017-01063-9>.
- [30] Yuxiang Liu, Marcelo Davanço, Vladimir Aksyuk, and Kartik Srinivasan. Electromagnetically Induced Transparency and Wideband Wavelength Conversion in Silicon Nitride Microdisk Optomechanical Resonators. *Physical Review Letters*, 110(22):223603, May 2013. doi: 10.1103/PhysRevLett.110.223603. URL <https://link.aps.org/doi/10.1103/PhysRevLett.110.223603>.
- [31] Chi Xiong, Linran Fan, Xiankai Sun, and Hong X. Tang. Cavity piezooptomechanics: Piezoelectrically excited, optically transduced optomechanical resonators. *Applied Physics Letters*, 102(2):021110, January 2013. ISSN 0003-6951. doi: 10.1063/1.4788724. URL <https://aip.scitation.org/doi/10.1063/1.4788724>.
- [32] Heedeuk Shin, Wenjun Qiu, Robert Jarecki, Jonathan A. Cox, Roy H. Olsson, Andrew Starbuck, Zheng Wang, and Peter T. Rakich. Tailorable stimulated Brillouin scattering in nanoscale silicon waveguides. *Nature Communications*, 4(1):1944, June 2013. ISSN 2041-1723. doi: 10.1038/ncomms2943. URL <https://www.nature.com/articles/ncomms2943>.
- [33] Xiankai Sun, Xufeng Zhang, and Hong X. Tang. High-Q silicon optomechanical microdisk resonators at gigahertz frequencies. *Applied Physics Letters*, 100(17):173116, April 2012. ISSN 0003-6951. doi: 10.1063/1.4709416. URL <https://aip.scitation.org/doi/10.1063/1.4709416>.

- [34] A. N. Cleland and M. R. Geller. Superconducting Qubit Storage and Entanglement with Nanomechanical Resonators. *Physical Review Letters*, 93(7):070501, August 2004. doi: 10.1103/PhysRevLett.93.070501. URL <https://link.aps.org/doi/10.1103/PhysRevLett.93.070501>.
- [35] M. S. Kang, A. Nazarkin, A. Brenn, and P. St J. Russell. Tightly trapped acoustic phonons in photonic crystal fibres as highly nonlinear artificial Raman oscillators. *Nature Physics*, 5(4):276–280, April 2009. ISSN 1745-2481. doi: 10.1038/nphys1217. URL <https://www.nature.com/articles/nphys1217>.
- [36] Xiankai Sun, Xufeng Zhang, Menno Poot, Chi Xiong, and Hong X. Tang. A superhigh-frequency optoelectromechanical system based on a slotted photonic crystal cavity. *Applied Physics Letters*, 101(22):221116, November 2012. ISSN 0003-6951. doi: 10.1063/1.4769045. URL <https://aip.scitation.org/doi/10.1063/1.4769045>.
- [37] Mikołaj K. Schmidt, Christopher G. Poulton, and Michael J. Steel. Acoustic diamond resonators with ultrasmall mode volumes. *Physical Review Research*, 2(3):033153, July 2020. doi: 10.1103/PhysRevResearch.2.033153. URL <https://link.aps.org/doi/10.1103/PhysRevResearch.2.033153>.
- [38] Linran Fan, Xiankai Sun, Chi Xiong, Carsten Schuck, and Hong X. Tang. Aluminum nitride piezo-acousto-photonic crystal nanocavity with high quality factors. *Applied Physics Letters*, 102(15):153507, April 2013. ISSN 0003-6951. doi: 10.1063/1.4802250. URL <https://aip.scitation.org/doi/10.1063/1.4802250>.
- [39] Karen E. Grutter, Marcelo I. Davanço, and Kartik Srinivasan. Slot-mode optomechanical crystals: a versatile platform for multimode optomechanics. *Optica*, 2(11):994–1001, November 2015. ISSN 2334-2536. doi: 10.1364/OPTICA.2.000994. URL <https://opg.optica.org/optica/abstract.cfm?uri=optica-2-11-994>.
- [40] Jasper Chan, T. P. Mayer Alegre, Amir H. Safavi-Naeini, Jeff T. Hill, Alex Krause, Simon Gröblacher, Markus Aspelmeyer, and Oskar Painter. Laser cooling of a nanomechanical oscillator into its quantum ground state. *Nature*, 478(7367):89–92, October 2011. ISSN 0028-0836, 1476-4687. doi: 10.1038/nature10461. URL <http://www.nature.com/articles/nature10461>.
- [41] Alex G. Krause, Jeff T. Hill, Max Ludwig, Amir H. Safavi-Naeini, Jasper Chan, Florian Marquardt, and Oskar Painter. Nonlinear Radiation Pressure Dynamics in an Optomechanical Crystal. *Physical Review Letters*, 115(23):233601, December 2015. doi: 10.1103/PhysRevLett.115.233601. URL <https://link.aps.org/doi/10.1103/PhysRevLett.115.233601>.
- [42] L. R. Sletten, B. A. Moores, J. J. Viennot, and K. W. Lehnert. Resolving Phonon Fock States in a Multimode Cavity with a Double-Slit Qubit. *Physical Review X*, 9(2):021056, June 2019. ISSN 2160-3308. doi: 10.1103/PhysRevX.9.021056. URL <https://link.aps.org/doi/10.1103/PhysRevX.9.021056>.
- [43] Joerg Bochmann, Amit Vainsencher, David D. Awschalom, and Andrew N. Cleland. Nanomechanical coupling between microwave and optical photons. *Nature Physics*, 9(11):712–716, November 2013. ISSN 1745-2481. doi: 10.1038/nphys2748. URL <https://www.nature.com/articles/nphys2748>.
- [44] Eric A. Kittlaus, Heedeuk Shin, and Peter T. Rakich. Large Brillouin amplification in silicon. *Nature Photonics*, 10(7):463–467, July 2016. ISSN 1749-4893. doi: 10.1038/nphoton.2016.112. URL <https://www.nature.com/articles/nphoton.2016.112>.

- [45] Ralf Riedinger, Sungkun Hong, Richard A. Norte, Joshua A. Slater, Juying Shang, Alexander G. Krause, Vikas Anant, Markus Aspelmeyer, and Simon Gröblacher. Non-classical correlations between single photons and phonons from a mechanical oscillator. *Nature*, 530(7590):313–316, February 2016. ISSN 0028-0836, 1476-4687. doi: 10.1038/nature16536. URL <http://www.nature.com/articles/nature16536>.
- [46] Seán M. Meenehan, Justin D. Cohen, Gregory S. MacCabe, Francesco Marsili, Matthew D. Shaw, and Oskar Painter. Pulsed Excitation Dynamics of an Optomechanical Crystal Resonator near Its Quantum Ground State of Motion. *Physical Review X*, 5(4):041002, October 2015. doi: 10.1103/PhysRevX.5.041002. URL <https://link.aps.org/doi/10.1103/PhysRevX.5.041002>.
- [47] Mikael Kervinen, Alpo Välimaa, Jhon E. Ramírez-Muñoz, and Mika A. Sillanpää. Sideband Control of a Multimode Quantum Bulk Acoustic System. *Physical Review Applied*, 14(5):054023, November 2020. doi: 10.1103/PhysRevApplied.14.054023. URL <https://link.aps.org/doi/10.1103/PhysRevApplied.14.054023>.
- [48] A. D. O’Connell, M. Hofheinz, M. Ansmann, Radoslaw C. Bialczak, M. Lenander, Erik Lucero, M. Neeley, D. Sank, H. Wang, M. Weides, J. Wenner, John M. Martinis, and A. N. Cleland. Quantum ground state and single-phonon control of a mechanical resonator. *Nature*, 464(7289):697–703, April 2010. ISSN 0028-0836, 1476-4687. doi: 10.1038/nature08967. URL <http://www.nature.com/articles/nature08967>.
- [49] Amol Choudhary, Blair Morrison, Iman Aryanfar, Shayan Shahnia, Mattia Pagani, Yang Liu, Khu Vu, Stephen Madden, David Marpaung, and Benjamin J. Eggleton. Advanced Integrated Microwave Signal Processing With Giant On-Chip Brillouin Gain. *Journal of Lightwave Technology*, 35(4):846–854, February 2017. URL <https://opg.optica.org/jlt/abstract.cfm?uri=jlt-35-4-846>.
- [50] Raphaël Van Laer, Christopher J. Sarabalis, Roel Baets, Dries Van Thourhout, and Amir H. Safavi-Naeini. Thermal Brillouin noise observed in silicon optomechanical waveguide. *Journal of Optics*, 19(4):044002, March 2017. ISSN 2040-8986. doi: 10.1088/2040-8986/aa600d. URL <https://doi.org/10.1088/2040-8986/aa600d>.
- [51] Raphaël Van Laer, Alexandre Bazin, Bart Kuyken, Roel Baets, and Dries Van Thourhout. Net on-chip Brillouin gain based on suspended silicon nanowires. *New Journal of Physics*, 17(11):115005, November 2015. ISSN 1367-2630. doi: 10.1088/1367-2630/17/11/115005. URL <https://doi.org/10.1088/1367-2630/17/11/115005>.
- [52] Yiwen Chu, Prashanta Kharel, William H. Renninger, Luke D. Burkhardt, Luigi Frunzio, Peter T. Rakich, and Robert J. Schoelkopf. Quantum acoustics with superconducting qubits. *Science*, 358(6360):199–202, October 2017. doi: 10.1126/science.aao1511. URL <https://www.science.org/doi/10.1126/science.aao1511>.
- [53] Raphaël Van Laer, Bart Kuyken, Dries Van Thourhout, and Roel Baets. Interaction between light and highly confined hypersound in a silicon photonic nanowire. *Nature Photonics*, 9(3):199–203, March 2015. ISSN 1749-4893. doi: 10.1038/nphoton.2015.11. URL <https://www.nature.com/articles/nphoton.2015.11>.
- [54] Amir H. Safavi-Naeini, Jeff T. Hill, Seán Meenehan, Jasper Chan, Simon Gröblacher, and Oskar Painter. Two-Dimensional Phononic-Photonic Band Gap Optomechanical Crystal Cavity. *Physical Review Letters*, 112(15):153603, April 2014. doi: 10.1103/PhysRevLett.112.153603. URL <https://link.aps.org/doi/10.1103/PhysRevLett.112.153603>.
- [55] Dmytro D. Yaremkevich, Alexey V. Scherbakov, Serhii M. Kukhtaruk, Tetiana L. Linnik, Nikolay E. Khokhlov, Felix Godejohann, Olga A. Dyatlova, Achim Nadzeyka, Debi P. Pattnaik, Mu Wang, Syamashree Roy, Richard P. Campion, Andrew W. Rushforth, Vitalyi E. Gusev, Andrey V. Akimov, and Manfred Bayer. Protected Long-Distance Guiding of Hypersound Underneath a Nanocorrugated

- Surface. *ACS Nano*, 15(3):4802–4810, March 2021. ISSN 1936-0851. doi: 10.1021/acsnano.0c09475. URL <https://doi.org/10.1021/acsnano.0c09475>.
- [56] A. Fainstein, N. D. Lanzillotti-Kimura, B. Jusserand, and B. Perrin. Strong Optical-Mechanical Coupling in a Vertical GaAs/AlAs Microcavity for Subterahertz Phonons and Near-Infrared Light. *Physical Review Letters*, 110(3):037403, January 2013. doi: 10.1103/PhysRevLett.110.037403. URL <https://link.aps.org/doi/10.1103/PhysRevLett.110.037403>.
- [57] Prashanta Kharel, Yiwen Chu, Michael Power, William H. Renninger, Robert J. Schoelkopf, and Peter T. Rakich. Ultra-high-Q phononic resonators on-chip at cryogenic temperatures. *APL Photonics*, 3(6):066101, June 2018. doi: 10.1063/1.5026798. URL <https://aip.scitation.org/doi/10.1063/1.5026798>.
- [58] Michal Kobecki, Alexey V. Scherbakov, Serhii M. Kukhtaruk, Dmytro D. Yaremkevich, Tobias Henksmeier, Alexander Trapp, Dirk Reuter, Vitalyi E. Gusev, Andrey V. Akimov, and Manfred Bayer. Giant Photoelasticity of Polaritons for Detection of Coherent Phonons in a Superlattice with Quantum Sensitivity. *Physical Review Letters*, 128(15):157401, April 2022. doi: 10.1103/PhysRevLett.128.157401. URL <https://link.aps.org/doi/10.1103/PhysRevLett.128.157401>.
- [59] M. Esmann, F. R. Lamberti, A. Harouri, L. Lanco, I. Sagnes, I. Favero, G. Aubin, C. Gomez-Carbonell, A. Lemaître, O. Krebs, P. Senellart, and N. D. Lanzillotti-Kimura. Brillouin scattering in hybrid optophononic Bragg micropillar resonators at 300 GHz. *Optica*, 6(7):854, July 2019. ISSN 2334-2536. doi: 10.1364/OPTICA.6.000854. URL <https://www.osapublishing.org/abstract.cfm?URI=optica-6-7-854>.
- [60] N. D. Lanzillotti-Kimura, A. Fainstein, B. Jusserand, and A. Lemaître. Resonant Raman scattering of nanocavity-confined acoustic phonons. *Physical Review B*, 79(3):035404, January 2009. ISSN 1098-0121, 1550-235X. doi: 10.1103/PhysRevB.79.035404. URL <https://link.aps.org/doi/10.1103/PhysRevB.79.035404>.
- [61] G. Rozas, M. F. Pascual Winter, B. Jusserand, A. Fainstein, B. Perrin, E. Semenova, and A. Lemaître. Lifetime of THz Acoustic Nanocavity Modes. *Physical Review Letters*, 102(1):015502, January 2009. doi: 10.1103/PhysRevLett.102.015502. URL <https://link.aps.org/doi/10.1103/PhysRevLett.102.015502>.
- [62] Santiago Tarrago Velez, Vivishek Sudhir, Nicolas Sangouard, and Christophe Galland. Bell correlations between light and vibration at ambient conditions. *Science Advances*, 6(51):eabb0260, December 2020. ISSN 2375-2548. doi: 10.1126/sciadv.abb0260. URL <https://www.science.org/doi/10.1126/sciadv.abb0260>.
- [63] Yu Cang, Yabin Jin, Bahram Djafari-Rouhani, and George Fytas. Fundamentals, progress and perspectives on high-frequency phononic crystals. *Journal of Physics D: Applied Physics*, 2022. URL <https://doi.org/10.1088/1361-6463/ac4941>.
- [64] Thomas Vasileiadis, Jeena Varghese, Visnja Babacic, Jordi Gomis-Bresco, Daniel Navarro Urrios, and Bartłomiej Graczykowski. Progress and perspectives on phononic crystals. *Journal of Applied Physics*, 129(16):160901, 2021. doi: 10.1063/5.0042337. URL <https://doi.org/10.1063/5.0042337>.
- [65] Zhongwei Zhang, Yangyu Guo, Marc Bescond, Jie Chen, Masahiro Nomura, and Sebastian Volz. Coherent thermal transport in nano-phononic crystals: An overview. *APL Materials*, 9(8):081102, August 2021. ISSN 2166-532X. doi: 10.1063/5.0059024.
- [66] Thomas Vasileiadis, Juan Sebastian Reparaz, and Bartłomiej Graczykowski. Phonon transport in the gigahertz to terahertz range: Confinement, topology, and second sound. *Journal of Applied Physics*, 131(18):180901, May 2022. ISSN 0021-8979, 1089-7550. doi: 10.1063/5.0073508.

- [67] Masahiro Nomura, Roman Anufriev, Zhongwei Zhang, Jeremie Maire, Yangyu Guo, Ryoto Yanagisawa, and Sebastian Volz. Review of thermal transport in phononic crystals. *Materials Today Physics*, 22:100613, January 2022. ISSN 25425293. doi: 10.1016/j.mtphys.2022.100613.
- [68] Yan Liu, Yao Cai, Yi Zhang, Alexander Tovstopyat, Sheng Liu, and Chengliang Sun. Materials, Design, and Characteristics of Bulk Acoustic Wave Resonator: A Review. *Micromachines*, 11(7): 630, June 2020. ISSN 2072-666X. doi: 10.3390/mi11070630. URL <https://www.mdpi.com/2072-666X/11/7/630>.
- [69] Per Delsing, Andrew N. Cleland, Martin J. A. Schuetz, Johannes Knörzer, Géza Giedke, J. Ignacio Cirac, Kartik Srinivasan, Marcelo Wu, Krishna Coimbatore Balram, Christopher Bäuerle, Tristan Meunier, Christopher J. B. Ford, Paulo V. Santos, Edgar Cerda-Méndez, Hailin Wang, Hubert J. Krenner, Emeline D. S. Nysten, Matthias Weiß, Geoff R. Nash, Laura Thevenard, Catherine Gourdon, Pauline Rovillain, Max Marangolo, Jean-Yves Duquesne, Gerhard Fischerauer, Werner Ruile, Alexander Reiner, Ben Paschke, Dmytro Denysenko, Dirk Volkmer, Achim Wixforth, Henrik Bruus, Martin Wiklund, Julien Reboud, Jonathan M. Cooper, YongQing Fu, Manuel S. Brügger, Florian Rehfeldt, and Christoph Westerhausen. The 2019 surface acoustic waves roadmap. *Journal of Physics D: Applied Physics*, 52(35):353001, July 2019. ISSN 0022-3727. doi: 10.1088/1361-6463/ab1b04. URL <https://doi.org/10.1088/1361-6463/ab1b04>.
- [70] Ryan C Ng, Alexandros El Sachat, Francisco Cespedes, Martin Poblet, Guilhem Madiot, Juliana Jaramillo-Fernandez, Omar Florez, Peng Xiao, Marianna Sledzinska, Clivia M Sotomayor-Torres, et al. Excitation and detection of acoustic phonons in nanoscale systems. *Nanoscale*, 14(37):13428–13451, 2022. URL <https://doi.org/10.1039/D2NR04100F>.
- [71] L. Ding, C. Baker, P. Senellart, A. Lemaitre, S. Ducci, G. Leo, and I. Favero. Wavelength-sized GaAs optomechanical resonators with gigahertz frequency. *Applied Physics Letters*, 98(11):113108, March 2011. ISSN 0003-6951. doi: 10.1063/1.3563711. URL <https://aip.scitation.org/doi/10.1063/1.3563711>.
- [72] S. Anguiano, A. E. Bruchhausen, B. Jusserand, I. Favero, F. R. Lamberti, L. Lanco, I. Sagnes, A. Lemaître, N. D. Lanzillotti-Kimura, P. Senellart, and A. Fainstein. Micropillar Resonators for Optomechanics in the Extremely High 19–95-GHz Frequency Range. *Physical Review Letters*, 118(26):263901, June 2017. ISSN 0031-9007, 1079-7114. doi: 10.1103/PhysRevLett.118.263901. URL <http://link.aps.org/doi/10.1103/PhysRevLett.118.263901>.
- [73] Daniel Navarro-Urrios, Martín F. Colombano, Guillermo Arregui, Guilhem Madiot, Alessandro Pianti, Amadeu Griol, Tapani Makkonen, Jouni Ahopelto, Clivia M. Sotomayor-Torres, and Alejandro Martínez. Room-Temperature Silicon Platform for GHz-Frequency Nanoelectro-Opto-Mechanical Systems. *ACS Photonics*, 9(2):413–419, February 2022. ISSN 2330-4022, 2330-4022. doi: 10.1021/acsp Photonics.1c01614.
- [74] Mourad Oudich, Nikhil JRK Gerard, Yuanchen Deng, and Yun Jing. Tailoring structure-borne sound through bandgap engineering in phononic crystals and metamaterials: A comprehensive review. *Advanced Functional Materials*, page 2206309, 2022. URL <https://doi.org/10.1002/adfm.202206309>.
- [75] Eduardo Gil-Santos, Jose J. Ruz, Oscar Malvar, Ivan Favero, Aristide Lemaître, Priscila M. Kosaka, Sergio García-López, Montserrat Calleja, and Javier Tamayo. Optomechanical detection of vibration modes of a single bacterium. *Nature Nanotechnology*, 15(6):469–474, June 2020. ISSN 1748-3387, 1748-3395. doi: 10.1038/s41565-020-0672-y.
- [76] ND Lanzillotti-Kimura, A Fainstein, A Lemaitre, Bernard Jusserand, and Bernard Perrin. Coherent control of sub-terahertz confined acoustic nanowaves: Theory and experiments. *Physical Review B*, 84(11):115453, 2011. URL <https://doi.org/10.1103/PhysRevB.84.115453>.

- [77] A. Levchuk, B. Wilk, G. Vaudel, F. Labbé, B. Arnaud, K. Balin, J. Szade, P. Ruello, and V. Juvé. Coherent acoustic phonons generated by ultrashort terahertz pulses in nanofilms of metals and topological insulators. *Physical Review B*, 101(18):180102, May 2020. ISSN 2469-9950, 2469-9969. doi: 10.1103/PhysRevB.101.180102.
- [78] G. Arregui, N. D. Lanzillotti-Kimura, C. M. Sotomayor-Torres, and P. D. García. Anderson Photon-Phonon Colocalization in Certain Random Superlattices. *Physical Review Letters*, 122(4):043903, February 2019. ISSN 0031-9007, 1079-7114. doi: 10.1103/PhysRevLett.122.043903. URL <https://link.aps.org/doi/10.1103/PhysRevLett.122.043903>.
- [79] N. D. Lanzillotti-Kimura, A. Fainstein, B. Perrin, B. Jusserand, L. Largeau, O. Mauguin, and A. Lemaitre. Enhanced optical generation and detection of acoustic nanowaves in microcavities. *Physical Review B*, 83(20):201103, May 2011. ISSN 1098-0121, 1550-235X. doi: 10.1103/PhysRevB.83.201103.
- [80] N. Somaschi, V. Giesz, L. De Santis, J. C. Loredó, M. P. Almeida, G. Hornecker, S. L. Portalupi, T. Grange, C. Antón, J. Demory, C. Gómez, I. Sagnes, N. D. Lanzillotti-Kimura, A. Lemaître, A. Auffeves, A. G. White, L. Lanco, and P. Senellart. Near-optimal single-photon sources in the solid state. *Nature Photonics*, 10(5):340–345, May 2016. ISSN 1749-4885, 1749-4893. doi: 10.1038/nphoton.2016.23. URL <http://www.nature.com/articles/nphoton.2016.23>.
- [81] Daniele Bajoni, Pascale Senellart, Esther Wertz, Isabelle Sagnes, Audrey Miard, Aristide Lemaître, and Jacqueline Bloch. Polariton Laser Using Single Micropillar GaAs - GaAlAs Semiconductor Cavities. *Physical Review Letters*, 100(4):047401, January 2008. ISSN 0031-9007, 1079-7114. doi: 10.1103/PhysRevLett.100.047401. URL <https://link.aps.org/doi/10.1103/PhysRevLett.100.047401>.
- [82] O. Ortíz, M. Esmann, and N. D. Lanzillotti-Kimura. Phonon engineering with superlattices: Generalized nanomechanical potentials. *Physical Review B*, 100(8):085430, August 2019. ISSN 2469-9950, 2469-9969. doi: 10.1103/PhysRevB.100.085430. URL <https://link.aps.org/doi/10.1103/PhysRevB.100.085430>.
- [83] N. D. Lanzillotti-Kimura, A. Fainstein, B. Perrin, B. Jusserand, O. Mauguin, L. Largeau, and A. Lemaître. Bloch Oscillations of THz Acoustic Phonons in Coupled Nanocavity Structures. *Physical Review Letters*, 104(19):197402, May 2010. ISSN 0031-9007, 1079-7114. doi: 10.1103/PhysRevLett.104.197402. URL <https://link.aps.org/doi/10.1103/PhysRevLett.104.197402>.
- [84] M. Esmann, F. R. Lamberti, A. Lemaître, and N. D. Lanzillotti-Kimura. Topological acoustics in coupled nanocavity arrays. *Physical Review B*, 98(16):161109, October 2018. ISSN 2469-9950, 2469-9969. doi: 10.1103/PhysRevB.98.161109.
- [85] C. Thomsen, J. Strait, Z. Vardeny, H. J. Maris, J. Tauc, and J. J. Hauser. Coherent Phonon Generation and Detection by Picosecond Light Pulses. *Physical Review Letters*, 53(10):989–992, September 1984. ISSN 0031-9007. doi: 10.1103/PhysRevLett.53.989. URL <https://link.aps.org/doi/10.1103/PhysRevLett.53.989>.
- [86] Pascal Ruello and Vitaliy E. Gusev. Physical mechanisms of coherent acoustic phonons generation by ultrafast laser action. *Ultrasonics*, 56:21–35, February 2015. ISSN 0041624X. doi: 10.1016/j.ultras.2014.06.004.
- [87] A. Bartels, F. Hudert, C. Janke, T. Dekorsy, and K. Köhler. Femtosecond time-resolved optical pump-probe spectroscopy at kilohertz-scan-rates over nanosecond-time-delays without mechanical delay line. *Applied Physics Letters*, 88(4):041117, January 2006. ISSN 0003-6951, 1077-3118. doi: 10.1063/1.2167812.

- [88] O. Ortiz, F. Pastier, A. Rodriguez, Priya, A. Lemaitre, C. Gomez-Carbonell, I. Sagnes, A. Harouri, P. Senellart, V. Giesz, M. Esmann, and N. D. Lanzillotti-Kimura. Fiber-integrated microcavities for efficient generation of coherent acoustic phonons. *Applied Physics Letters*, 117(18):183102, November 2020. ISSN 0003-6951, 1077-3118. doi: 10.1063/5.0026959. URL <http://aip.scitation.org/doi/10.1063/5.0026959>.
- [89] Fariborz Kargar and Alexander A. Balandin. Advances in Brillouin–Mandelstam light-scattering spectroscopy. *Nature Photonics*, 15(10):720–731, October 2021. ISSN 1749-4885, 1749-4893. doi: 10.1038/s41566-021-00836-5.
- [90] Guillermo Rozas, Bernard Jusserand, and Alejandro Fainstein. Fabry-pérot-multichannel spectrometer tandem for ultra-high resolution raman spectroscopy. *Review of Scientific Instruments*, 85(1):013103, 2014. URL <https://doi.org/10.1063/1.4861345>.
- [91] F Scarponi, S Mattana, S Corezzi, S Caponi, L Comez, P Sassi, A Morresi, M Paolantoni, L Urbanelli, C Emiliani, et al. High-performance versatile setup for simultaneous brillouin-raman microspectroscopy. *Physical Review X*, 7(3):031015, 2017. URL <https://doi.org/10.1103/PhysRevX.7.031015>.
- [92] Zachary Coker, Maria Troyanova-Wood, Andrew J Traverso, Talgat Yakupov, Zhandos N Utegulov, and Vladislav V Yakovlev. Assessing performance of modern brillouin spectrometers. *Optics Express*, 26(3):2400–2409, 2018. URL <https://doi.org/10.1364/OE.26.002400>.
- [93] G. Antonacci, S. De Panfilis, G. Di Domenico, E. DelRe, and G. Ruocco. Breaking the Contrast Limit in Single-Pass Fabry-Pérot Spectrometers. *Physical Review Applied*, 6(5):054020, November 2016. ISSN 2331-7019. doi: 10.1103/PhysRevApplied.6.054020. URL <https://link.aps.org/doi/10.1103/PhysRevApplied.6.054020>.
- [94] A. Rodriguez, P. Priya, O. Ortiz, P. Senellart, C. Gomez-Carbonell, A. Lemaître, M. Esmann, and N. D. Lanzillotti-Kimura. Fiber-based angular filtering for high-resolution Brillouin spectroscopy in the 20-300 GHz frequency range. *Optics Express*, 29(2):2637, January 2021. ISSN 1094-4087. doi: 10.1364/OE.415228. URL <https://www.osapublishing.org/abstract.cfm?URI=oe-29-2-2637>.
- [95] A Fainstein, B Jusserand, and V Thierry-Mieg. Raman scattering enhancement by optical confinement in a semiconductor planar microcavity. *Physical review letters*, 75(20):3764, 1995. URL <https://doi.org/10.1103/PhysRevLett.75.3764>.
- [96] W. Maryam, A. V. Akimov, R. P. Champion, and A. J. Kent. Dynamics of a vertical cavity quantum cascade phonon laser structure. *Nature Communications*, 4(1):2184, July 2013. ISSN 2041-1723. doi: 10.1038/ncomms3184. URL <https://www.nature.com/articles/ncomms3184>.
- [97] Iaroslav A. Mogunov, Sergiy Lysenko, Anatolii E. Fedianin, Félix E. Fernández, Armando Rúa, Anthony J. Kent, Andrey V. Akimov, and Alexandra M. Kalashnikova. Large non-thermal contribution to picosecond strain pulse generation using the photo-induced phase transition in VO₂. *Nature Communications*, 11(1):1690, December 2020. ISSN 2041-1723. doi: 10.1038/s41467-020-15372-z. URL <http://www.nature.com/articles/s41467-020-15372-z>.
- [98] N. Gomopoulos, D. Maschke, C. Y. Koh, E. L. Thomas, W. Tremel, H.-J. Butt, and G. Fytas. One-Dimensional Hypersonic Phononic Crystals. *Nano Letters*, 10(3):980–984, March 2010. ISSN 1530-6984, 1530-6992. doi: 10.1021/nl903959r.
- [99] Dirk Schneider, Faroha Liaqat, El Houssaine El Boudouti, Youssef El Hassouani, Bahram Djafari-Rouhani, Wolfgang Tremel, Hans-Jürgen Butt, and George Fytas. Engineering the Hypersonic Phononic Band Gap of Hybrid Bragg Stacks. *Nano Letters*, 12(6):3101–3108, June 2012. ISSN 1530-6984, 1530-6992. doi: 10.1021/nl300982d.

- [100] Dirk Schneider, Faroha Liaqat, El Houssaine El Boudouti, Ossama El Abouti, Wolfgang Tremel, Hans-Jürgen Butt, Bahram Djafari-Rouhani, and George Fytas. Defect-Controlled Hypersound Propagation in Hybrid Superlattices. *Physical Review Letters*, 111(16):164301, October 2013. ISSN 0031-9007, 1079-7114. doi: 10.1103/PhysRevLett.111.164301.
- [101] Nicolas Lopez Abdala, Martin Esmann, Maria C. Fuertes, Paula C. Angelomé, Omar Ortiz, Axel Bruchhausen, Hernan Pastoriza, Bernard Perrin, Galo J. A. A. Soler-Illia, and Norberto D. Lanzillotti-Kimura. Mesoporous Thin Films for Acoustic Devices in the Gigahertz Range. *The Journal of Physical Chemistry C*, 124(31):17165–17171, August 2020. ISSN 1932-7447, 1932-7455. doi: 10.1021/acs.jpcc.0c05464. URL <https://pubs.acs.org/doi/10.1021/acs.jpcc.0c05464>.
- [102] Wei Cheng, Jianjun Wang, Ulrich Jonas, George Fytas, and Nikolaos Stefanou. Observation and tuning of hypersonic bandgaps in colloidal crystals. *Nature Materials*, 5(10):830–836, October 2006. ISSN 1476-4660. doi: 10.1038/nmat1727. URL <https://www.nature.com/articles/nmat1727>.
- [103] E. Alonso-Redondo, M. Schmitt, Z. Urbach, C. M. Hui, R. Sainidou, P. Rembert, K. Matyjaszewski, M. R. Bockstaller, and G. Fytas. A new class of tunable hypersonic phononic crystals based on polymer-tethered colloids. *Nature Communications*, 6(1):8309, September 2015. ISSN 2041-1723. doi: 10.1038/ncomms9309. URL <https://www.nature.com/articles/ncomms9309>.
- [104] Giulio Benetti, Marco Gandolfi, Margriet J. Van Bael, Luca Gavioli, Claudio Giannetti, Claudia Caddeo, and Francesco Banfi. Photoacoustic Sensing of Trapped Fluids in Nanoporous Thin Films: Device Engineering and Sensing Scheme. *ACS Applied Materials & Interfaces*, 10(33):27947–27954, August 2018. ISSN 1944-8244, 1944-8252. doi: 10.1021/acsami.8b07925. URL <https://pubs.acs.org/doi/10.1021/acsami.8b07925>.
- [105] B. Jusserand, A. N. Poddubny, A. V. Poshakinskiy, A. Fainstein, and A. Lemaitre. Polariton Resonances for Ultrastrong Coupling Cavity Optomechanics in GaAs / AlAs Multiple Quantum Wells. *Physical Review Letters*, 115(26):267402, December 2015. ISSN 0031-9007, 1079-7114. doi: 10.1103/PhysRevLett.115.267402. URL <https://link.aps.org/doi/10.1103/PhysRevLett.115.267402>.
- [106] T. J. Kippenberg and K. J. Vahala. Cavity Optomechanics: Back-Action at the Mesoscale. *Science*, 321(5893):1172–1176, August 2008. ISSN 0036-8075, 1095-9203. doi: 10.1126/science.1156032. URL <https://www.science.org/doi/10.1126/science.1156032>.
- [107] Juan Restrepo, Cristiano Ciuti, and Ivan Favero. Single-Polariton Optomechanics. *Physical Review Letters*, 112(1):013601, January 2014. ISSN 0031-9007, 1079-7114. doi: 10.1103/PhysRevLett.112.013601. URL <https://link.aps.org/doi/10.1103/PhysRevLett.112.013601>.
- [108] O. Kyriienko, T. C. H. Liew, and I. A. Shelykh. Optomechanics with Cavity Polaritons: Dissipative Coupling and Unconventional Bistability. *Physical Review Letters*, 112(7):076402, February 2014. ISSN 0031-9007, 1079-7114. doi: 10.1103/PhysRevLett.112.076402. URL <https://link.aps.org/doi/10.1103/PhysRevLett.112.076402>.
- [109] Alexander S. Kuznetsov, Diego H. O. Machado, Klaus Biermann, and Paulo V. Santos. Electrically Driven Microcavity Exciton-Polariton Optomechanics at 20 GHz. *Physical Review X*, 11(2):021020, April 2021. ISSN 2160-3308. doi: 10.1103/PhysRevX.11.021020. URL <https://link.aps.org/doi/10.1103/PhysRevX.11.021020>.
- [110] Diego H.O. Machado, Antonio Crespo-Poveda, Alexander S. Kuznetsov, Klaus Biermann, Luis V.A. Scalvi, and Paulo V. Santos. Generation and Propagation of Superhigh-Frequency Bulk Acoustic Waves in Ga As. *Physical Review Applied*, 12(4):044013, October 2019. ISSN 2331-7019. doi: 10.1103/PhysRevApplied.12.044013. URL <https://link.aps.org/doi/10.1103/PhysRevApplied.12.044013>.

- [111] Antonio Crespo-Poveda, Alexander S. Kuznetsov, Alberto Hernández-Mínguez, Abbas Tahraoui, Klaus Biermann, and Paulo V. Santos. GHz guided optomechanics in planar semiconductor microcavities. *Optica*, 9(2):160–169, February 2022. ISSN 2334-2536. doi: 10.1364/OPTICA.442162.
- [112] A. Bojahr, M. Gohlke, W. Leitenberger, J. Pudell, M. Reinhardt, A. von Reppert, M. Roessle, M. Sander, P. Gaal, and M. Bargheer. Second Harmonic Generation of Nanoscale Phonon Wave Packets. *Physical Review Letters*, 115(19):195502, November 2015. ISSN 0031-9007, 1079-7114. doi: 10.1103/PhysRevLett.115.195502. URL <https://link.aps.org/doi/10.1103/PhysRevLett.115.195502>.
- [113] K. Vahala, M. Herrmann, S. Knünz, V. Batteiger, G. Saathoff, T. W. Hänsch, and Th Udem. A phonon laser. *Nature Physics*, 5(9):682–686, September 2009. ISSN 1745-2481. doi: 10.1038/nphys1367. URL <https://www.nature.com/articles/nphys1367>.
- [114] Nils T. Otterstrom, Ryan O. Behunin, Eric A. Kittlaus, Zheng Wang, and Peter T. Rakich. A silicon Brillouin laser. *Science*, 360(6393):1113–1116, June 2018. doi: 10.1126/science.aar6113. URL <https://www.science.org/doi/10.1126/science.aar6113>.
- [115] Ivan S. Grudin, Hansuek Lee, O. Painter, and Kerry J. Vahala. Phonon Laser Action in a Tunable Two-Level System. *Physical Review Letters*, 104(8):083901, February 2010. doi: 10.1103/PhysRevLett.104.083901. URL <https://link.aps.org/doi/10.1103/PhysRevLett.104.083901>.
- [116] Kaiyu Cui, Kaiyu Cui, Zhilei Huang, Ning Wu, Ning Wu, Qiancheng Xu, Qiancheng Xu, Fei Pan, Fei Pan, Jian Xiong, Jian Xiong, Xue Feng, Xue Feng, Fang Liu, Fang Liu, Wei Zhang, Wei Zhang, Wei Zhang, Yidong Huang, Yidong Huang, and Yidong Huang. Phonon lasing in a hetero optomechanical crystal cavity. *Photonics Research*, 9(6):937–943, June 2021. ISSN 2327-9125. doi: 10.1364/PRJ.403833. URL <https://opg.optica.org/prj/abstract.cfm?uri=prj-9-6-937>.
- [117] I. Mahboob, K. Nishiguchi, A. Fujiwara, and H. Yamaguchi. Phonon Lasing in an Electromechanical Resonator. *Physical Review Letters*, 110(12):127202, March 2013. doi: 10.1103/PhysRevLett.110.127202. URL <https://link.aps.org/doi/10.1103/PhysRevLett.110.127202>.
- [118] Guoping Lin, Souleymane Diallo, Khaldoun Saleh, Romain Martinenghi, Jean-Charles Beugnot, Thibaut Sylvestre, and Yanne K. Chembo. Cascaded Brillouin lasing in monolithic barium fluoride whispering gallery mode resonators. *Applied Physics Letters*, 105(23):231103, December 2014. ISSN 0003-6951. doi: 10.1063/1.4903516. URL <https://aip.scitation.org/doi/abs/10.1063/1.4903516>.
- [119] Rodrigo Berte, Fabricio Della Picca, Martín Poblet, Yi Li, Emiliano Cortés, Richard V. Craster, Stefan A. Maier, and Andrea V. Bragas. Acoustic Far-Field Hypersonic Surface Wave Detection with Single Plasmonic Nanoantennas. *Physical Review Letters*, 121(25):253902, December 2018. ISSN 0031-9007, 1079-7114. doi: 10.1103/PhysRevLett.121.253902. URL <https://link.aps.org/doi/10.1103/PhysRevLett.121.253902>.
- [120] Kevin O’Brien, N. D. Lanzillotti-Kimura, Junsuk Rho, Haim Suchowski, Xiaobo Yin, and Xiang Zhang. Ultrafast acousto-plasmonic control and sensing in complex nanostructures. *Nature Communications*, 5(1):4042, September 2014. ISSN 2041-1723. doi: 10.1038/ncomms5042. URL <http://www.nature.com/articles/ncomms5042>.
- [121] Norberto D. Lanzillotti-Kimura, Kevin P. O’Brien, Junsuk Rho, Haim Suchowski, Xiaobo Yin, and Xiang Zhang. Polarization-controlled coherent phonon generation in acoustoplasmonic metasurfaces. *Physical Review B*, 97(23):235403, June 2018. ISSN 2469-9950, 2469-9969. doi: 10.1103/PhysRevB.97.235403. URL <https://link.aps.org/doi/10.1103/PhysRevB.97.235403>.

- [122] N. D. Lanzillotti-Kimura, T. Zentgraf, and X. Zhang. Control of plasmon dynamics in coupled plasmonic hybrid mode microcavities. *Physical Review B*, 86(4):045309, July 2012. doi: 10.1103/PhysRevB.86.045309. URL <https://link.aps.org/doi/10.1103/PhysRevB.86.045309>.
- [123] Yuta Imade, Vitalyi E. Gusev, Osamu Matsuda, Motonobu Tomoda, Paul H. Otsuka, and Oliver B. Wright. Gigahertz Optomechanical Photon–Phonon Transduction between Nanostructure Lines. *Nano Letters*, 21(14):6261–6267, July 2021. ISSN 1530-6984, 1530-6992. doi: 10.1021/acs.nanolett.1c02070. URL <https://pubs.acs.org/doi/10.1021/acs.nanolett.1c02070>.
- [124] Martin Poblet, Rodrigo Berté, Hilario D. Boggiano, Yi Li, Emiliano Cortés, Gustavo Grinblat, Stefan A. Maier, and Andrea V. Bragas. Acoustic Coupling between Plasmonic Nanoantennas: Detection and Directionality of Surface Acoustic Waves. *ACS Photonics*, 8(10):2846–2852, October 2021. ISSN 2330-4022, 2330-4022. doi: 10.1021/acsp Photonics.1c00741. URL <https://pubs.acs.org/doi/10.1021/acsp Photonics.1c00741>.
- [125] Vincent Juvé, Aurélien Crut, Paolo Maioli, Michel Pellarin, Michel Broyer, Natalia Del Fatti, and Fabrice Vallée. Probing Elasticity at the Nanoscale: Terahertz Acoustic Vibration of Small Metal Nanoparticles. *Nano Letters*, 10(5):1853–1858, May 2010. ISSN 1530-6984, 1530-6992. doi: 10.1021/nl100604r.
- [126] Aurélien Crut, Paolo Maioli, Natalia Del Fatti, and Fabrice Vallée. Time-domain investigation of the acoustic vibrations of metal nanoparticles: Size and encapsulation effects. *Ultrasonics*, 56:98–108, February 2015. ISSN 0041624X. doi: 10.1016/j.ultras.2014.02.013.
- [127] Jianhao Zhang, Paula Nuño Ruano, Xavier Le-Roux, Miguel Montesinos-Ballester, Delphine Marris-Morini, Eric Cassan, Laurent Vivien, Norberto Daniel Lanzillotti-Kimura, and Carlos Alonso Ramos. Subwavelength Control of Photons and Phonons in Release-Free Silicon Optomechanical Resonators. *ACS Photonics*, 9(12):3855–3862, December 2022. ISSN 2330-4022, 2330-4022. doi: 10.1021/acsp Photonics.2c00791.
- [128] Maxim K. Zalalutdinov, Jeremy T. Robinson, Jose J. Fonseca, Samuel W. LaGasse, Tribhuwan Pandey, Lucas R. Lindsay, Thomas L. Reinecke, Douglas M. Photiadis, James C. Culbertson, Cory D. Cress, and Brian H. Houston. Acoustic cavities in 2D heterostructures. *Nature Communications*, 12(1):3267, December 2021. ISSN 2041-1723. doi: 10.1038/s41467-021-23359-7. URL <http://www.nature.com/articles/s41467-021-23359-7>.
- [129] A. M. Kalashnikova, A. V. Kimel, R. V. Pisarev, V. N. Gridnev, A. Kirilyuk, and Th. Rasing. Impulsive Generation of Coherent Magnons by Linearly Polarized Light in the Easy-Plane Antiferromagnet FeBO₃. *Physical Review Letters*, 99(16):167205, October 2007. ISSN 0031-9007, 1079-7114. doi: 10.1103/PhysRevLett.99.167205.
- [130] A. V. Scherbakov, A. S. Salasyuk, A. V. Akimov, X. Liu, M. Bombeck, C. Brüggenmann, D. R. Yakovlev, V. F. Sapega, J. K. Furdyna, and M. Bayer. Coherent Magnetization Precession in Ferromagnetic (Ga,Mn)As Induced by Picosecond Acoustic Pulses. *Physical Review Letters*, 105(11):117204, September 2010. ISSN 0031-9007, 1079-7114. doi: 10.1103/PhysRevLett.105.117204.
- [131] L. Thevenard, E. Peronne, C. Gourdon, C. Testelin, M. Cubukcu, E. Charron, S. Vincent, A. Lemaître, and B. Perrin. Effect of picosecond strain pulses on thin layers of the ferromagnetic semiconductor (Ga,Mn)(As,P). *Physical Review B*, 82(10):104422, September 2010. ISSN 1098-0121, 1550-235X. doi: 10.1103/PhysRevB.82.104422.
- [132] Yi Li, Chenbo Zhao, Wei Zhang, Axel Hoffmann, and Valentyn Novosad. Advances in coherent coupling between magnons and acoustic phonons. *APL Materials*, 9(6):060902, June 2021. ISSN 2166-532X. doi: 10.1063/5.0047054.

- [133] Mitchell D. Anderson, Santiago Tarrago Velez, Kilian Seibold, Hugo Flayac, Vincenzo Savona, Nicolas Sangouard, and Christophe Galland. Two-Color Pump-Probe Measurement of Photonic Quantum Correlations Mediated by a Single Phonon. *Physical Review Letters*, 120(23):233601, June 2018. ISSN 0031-9007, 1079-7114. doi: 10.1103/PhysRevLett.120.233601. URL <https://link.aps.org/doi/10.1103/PhysRevLett.120.233601>.
- [134] P.-Y. Hou, Y.-Y. Huang, X.-X. Yuan, X.-Y. Chang, C. Zu, L. He, and L.-M. Duan. Quantum teleportation from light beams to vibrational states of a macroscopic diamond. *Nature Communications*, 7(1):11736, September 2016. ISSN 2041-1723. doi: 10.1038/ncomms11736. URL <http://www.nature.com/articles/ncomms11736>.
- [135] E. Alex Wollack, Agnetta Y. Cleland, Rachel G. Gruenke, Zhaoyou Wang, Patricio Arrangoiz-Arriola, and Amir H. Safavi-Naeini. Quantum state preparation and tomography of entangled mechanical resonators. *Nature*, 604(7906):463–467, April 2022. ISSN 0028-0836, 1476-4687. doi: 10.1038/s41586-022-04500-y.
- [136] Uwe von Lüpke, Yu Yang, Marius Bild, Laurent Michaud, Matteo Fadel, and Yiwen Chu. Parity measurement in the strong dispersive regime of circuit quantum acoustodynamics. *Nature Physics*, May 2022. ISSN 1745-2473, 1745-2481. doi: 10.1038/s41567-022-01591-2.
- [137] Amirparsa Zivari, Niccolò Fiaschi, Roel Burgwal, Ewold Verhagen, Robert Stockill, and Simon Gröblacher. On-chip distribution of quantum information using traveling phonons. *Science Advances*, 8(46):eadd2811, 2022. doi: 10.1126/sciadv.add2811. URL <https://www.science.org/doi/abs/10.1126/sciadv.add2811>.
- [138] Hyeongpin Kim and Heedeuk Shin. Active Information Manipulation via Optically Driven Acoustic-Wave Interference. *Nano Letters*, 21(17):7270–7276, September 2021. ISSN 1530-6984, 1530-6992. doi: 10.1021/acs.nanolett.1c02314. URL <https://pubs.acs.org/doi/10.1021/acs.nanolett.1c02314>.
- [139] O. Florez, G. Arregui, M. Albrechtsen, R. C. Ng, J. Gomis-Bresco, S. Stobbe, C. M. Sotomayor-Torres, and P. D. García. Engineering nanoscale hypersonic phonon transport. *Nature Nanotechnology*, 17(9):947–951, September 2022. ISSN 1748-3387, 1748-3395. doi: 10.1038/s41565-022-01178-1.
- [140] Mohammad Mirhosseini, Alp Sipahigil, Mahmoud Kalaei, and Oskar Painter. Superconducting qubit to optical photon transduction. *Nature*, 588(7839):599–603, December 2020. ISSN 0028-0836, 1476-4687. doi: 10.1038/s41586-020-3038-6.
- [141] David G. Cahill, Wayne K. Ford, Kenneth E. Goodson, Gerald D. Mahan, Arun Majumdar, Humphrey J. Maris, Roberto Merlin, and Simon R. Phillpot. Nanoscale thermal transport. *Journal of Applied Physics*, 93(2):793–818, January 2003. ISSN 0021-8979, 1089-7550. doi: 10.1063/1.1524305.
- [142] Jérémie Margueritat, Angélique Virgone-Carlotta, Sylvain Monnier, Hélène Delanoë-Ayari, Hichem C. Mertani, Alice Berthelot, Quentin Martinet, Xavier Dagany, Charlotte Rivière, Jean-Paul Rieu, and Thomas Dehoux. High-Frequency Mechanical Properties of Tumors Measured by Brillouin Light Scattering. *Physical Review Letters*, 122(1):018101, January 2019. doi: 10.1103/PhysRevLett.122.018101. URL <https://link.aps.org/doi/10.1103/PhysRevLett.122.018101>.
- [143] T. Dehoux, M. Abi Ghanem, O. F. Zouani, J.-M. Rampnoux, Y. Guillet, S. Dilhaire, M.-C. Durrieu, and B. Audoin. All-optical broadband ultrasonography of single cells. *Scientific Reports*, 5(1):8650, August 2015. ISSN 2045-2322. doi: 10.1038/srep08650. URL <http://www.nature.com/articles/srep08650>.

- [144] Sathyan Sandeep, Alexey S. Vishnevskiy, Samuel Raetz, Sergej Naumov, Dmitry S. Seregin, Artem Husiev, Konstantin A. Vorotilov, Vitalyi E. Gusev, and Mikhail R. Baklanov. In-Situ Imaging of a Light-Induced Modification Process in Organo-Silica Films via Time-Domain Brillouin Scattering. *Nanomaterials*, 12(9):1600, May 2022. ISSN 2079-4991. doi: 10.3390/nano12091600.
- [145] Yuzhou Wang, David H. Hurley, Zilong Hua, Thomas Pezeril, Samuel Raetz, Vitalyi E. Gusev, Vincent Tournat, and Marat Khafizov. Imaging grain microstructure in a model ceramic energy material with optically generated coherent acoustic phonons. *Nature Communications*, 11(1):1597, March 2020. ISSN 2041-1723. doi: 10.1038/s41467-020-15360-3.
- [146] Amgad R. Rezk, Heba Ahmed, Shwathy Ramesan, and Leslie Y. Yeo. High Frequency Sonoprocessing: A New Field of Cavitation-Free Acoustic Materials Synthesis, Processing, and Manipulation. *Advanced Science*, 8(1):2001983, January 2021. ISSN 2198-3844, 2198-3844. doi: 10.1002/advs.202001983. URL <https://onlinelibrary.wiley.com/doi/10.1002/advs.202001983>.