

Test of the TMD gluon density in a proton with the longitudinal structure function $F_L(x, Q^2)$

A.V. Lipatov^{1,2}, G.I. Lykasov², M.A. Malyshev^{1,2}

January 25, 2023

¹*Skobeltsyn Institute of Nuclear Physics, Lomonosov Moscow State University, 119991, Moscow, Russia*

²*Joint Institute for Nuclear Research, 141980, Dubna, Moscow region, Russia*

Abstract

We investigate the dependence of the deep inelastic proton structure function $F_L(x, Q^2)$ on different forms of the transverse momentum dependent (TMD, or unintegrated) gluon distribution. We present a comparison of theoretical results with the latest experimental data taken by the H1 and ZEUS Collaborations at HERA. We demonstrate that these data, despite of having quite large uncertainties, can test different kinds of the gluon TMD in a proton. Moreover, different phenomenological models at low x could be tested by future experiments on deep inelastic scattering.

Keywords: small- x physics, high-energy factorization, deep inelastic scattering, CCFM evolution, TMD gluon density

It is well known that the differential cross section of deep inelastic electron-proton scattering (DIS) can be expressed in terms of proton structure functions (SFs) $F_2(x, Q^2)$ and $F_L(x, Q^2)$. The longitudinal structure function $F_L(x, Q^2)$ is a very sensitive characteristic of Quantum Chromodynamics (QCD) since it is directly related to the gluon content of the proton. In fact, it is equal to zero in the naive parton model with spin 1/2 partons (quarks) and has got nonzero values in the framework of perturbative QCD. Indeed, knowledge about the quark and, especially, the gluon content of the proton is necessary for any theoretical study of high energy processes performed within the QCD. Moreover, it is necessary for future experiments on deep inelastic scattering planned at the Large Hadron electron Collider (LHeC) and Future Circular hadron-electron Collider (FCC-he), where facilities for using electron-proton center-of-mass energies $\sqrt{s} = 1.3$ TeV and 3.5 TeV are proposed. Usually, the number of collider data is employed to constrain the gluon and quark density functions in a proton. In this sense, an appropriate analysis of available HERA data on the structure function $F_L(x, Q^2)$ taken by the H1 [1] and ZEUS [2] Collaborations at $\sqrt{s} = 318$ GeV is a rather important and interesting task.

However, calculated next-to-leading (NLO) pQCD corrections to the leading order (LO) predictions for $F_L(x, Q^2)$ are large and negative at small x (see, for example [3, 4]), that could even lead to negative $F_L(x, Q^2)$ values at small x and low Q^2 . The latter demonstrate limitations of the applicability of perturbative QCD expansion and the necessity of a resummation procedure (see [5–10]). Such resummation can be performed in the framework of so-called high energy QCD factorization [11] (or k_T -factorization approach [12]) using the Catani-Ciafaloni-Fiorani-Marchesini (CCFM) evolution equation [13] for transverse momentum dependent (TMD, or unintegrated) gluon density in a proton. This equation resums large logarithmic terms proportional to $\alpha_s^n \ln^n 1/x$ and $\alpha_s^n \ln^n 1/(1-x)$ and therefore valid at both small and large x . The k_T -factorization QCD approach supplemented with the CCFM gluon evolution dynamics is becoming an essential tool which allows one to make theoretical predictions for processes studied at modern and future colliders. More information can be found in review [14].

At present, a special interest is connected with investigation of the TMD gluon density in a proton. In fact, while a great amount of knowledge about the conventional parton density functions (PDFs), obeying Dokshitzer-Gribov-Lipatov-Altarelli-Parisi (DGLAP) equations [15] has been accumulated over past years, the TMD gluon and quark densities are still poorly known quantities. Similar to DGLAP-based PDFs, the TMDs are usually parameterized in a general form and then fitted to some experimental data. So, the latest precision HERA measurements of the DIS structure functions $F_2(x, Q^2)$ and $F_2^c(x, Q^2)$ were used [16] to determine the CCFM-evolved gluon densities in a proton, where the empirical expression for TMD gluon density at some starting scale μ_0^2 (which is of the order of the hadron scale) with factorized Gauss smearing in transverse momentum was applied¹. In contrast, in our previous study [21] the initial TMD gluon distribution was chosen in the unfactorised form, which depends on x and k_T simultaneously. This starting gluon density LLM'2022, like the GBW gluon one [22, 23], results in the saturation of the dipole cross section at low Q^2 . Moreover, the form of the LLM'2022 input was chosen in order to describe the LHC data on the charged hadron production at low transverse momenta $p_T \sim 1$ GeV within the modified soft quark-gluon string model (QGSM) [24, 25]. Then, the CCFM equation was applied to extend the proposed TMD gluon density (LLM'2022) in the whole kinematical region. Several parameters important at moderate and large x have been fitted from the LHC data on inclusive b -jet and Higgs boson production as well as the latest HERA data on proton structure functions $F_2^c(x, Q^2)$, $F_2^b(x, Q^2)$ and reduced

¹There are other popular approaches to evaluate the TMDs, for example, the Kimber-Martin-Ryskin (KMR) prescription [17, 18] or the Parton Branching (PB) approach [19, 20].

cross sections $\sigma_{\text{red}}^c(x, Q^2)$ and $\sigma_{\text{red}}^b(x, Q^2)$, thus moving forward to the global fit of TMD gluon density from the collider data. However, the measurements [1, 2] of the longitudinal structure function $F_L(x, Q^2)$ performed by the H1 and ZEUS Collaborations at HERA were not taken into account, since they have quite large experimental uncertainties as compared to other data. The main goal of our present study is to test the LLM'2022 gluon density with available data on $F_L(x, Q^2)$ in a wide region of x and Q^2 .

Let us briefly recall our main steps. We started from quite a general expression for the initial TMD gluon distribution [21]:

$$f_g(x, \mathbf{k}_T^2) = c_g(1-x)^{b_g} \sum_{n=1}^3 (c_n R_0(x) |\mathbf{k}_T|)^n e^{-R_0(x) |\mathbf{k}_T|}, \quad (1)$$

where

$$R_0(x) = \frac{1}{Q_0} \left(\frac{x}{x_0} \right)^{\lambda/2}, \quad b_g = b_g(0) + \frac{4C_A}{\beta_0} \ln \frac{\alpha_s(Q_0^2)}{\alpha_s(\mathbf{k}_T^2)}, \quad (2)$$

with $C_A = N_C$, $\beta_0 = 11 - 2N_f/3$, $x_0 = 4.1 \cdot 10^{-5}$ and $\lambda = 0.22$. From the best description of recent LHC data on charged soft hadron production in pp collisions at low p_T and the mid-rapidity region (collected at $\sqrt{s} = 0.9, 2.36, 7$ and 13 TeV) within the modified QGSM the parameters $c_1 = 5$, $c_2 = 3$, $c_3 = 2$ and $Q_0 = 1.233$ GeV, essential at small x , have been extracted. The values $b_g(0) = 5.854$ and $c_g = 0.173$ were determined from the simultaneous fit of HERA and LHC data on some hard QCD processes performed in the framework of k_T -factorization approach, as it was mentioned above. All the details of calculations and fitting procedure can be found in ref. [21]. Here we only note that a rather good value $\chi^2/d.o.f. = 2.2$ is achieved. The obtained TMD gluon density in a proton is shown in Figs. 1 and 2 as a function of the proton longitudinal momentum fraction x and gluon transverse momentum \mathbf{k}_T^2 for several values of hard scale μ^2 . The shaded bands represent uncertainties of the fitting procedure, which become important at large $x \geq 10^{-1}$. For comparison, we also show the CCFM-evolved TMD gluon distribution JH'2013 set 2 [16], which is often used in phenomenological applications. In contrast with our approach, the x -dependence of JH'2013 set 2 input has quite a general form proportional to $x^a(1-x)^b$ with parameters derived from the high-precision HERA data on the proton structure functions $F_2(x, Q^2)$ and $F_2^c(x, Q^2)$ at $x < 5 \cdot 10^{-3}$ and $Q^2 > 3.5$ GeV². One can see that both TMD gluon densities have a remarkably different x and \mathbf{k}_T^2 behaviour, especially in the region of small \mathbf{k}_T^2 . As a consequence, the LLM'2022 gluon density provides a better description of the considered hard QCD processes (see [21]). Moreover, it saturates at a scale lower than the ones predicted by the popular dipole Golec-Biernat-Wüsthoff (GBW) model [22, 23]. Currently, the LLM'2022 gluon density is implemented into the Monte-Carlo event generator PEGASUS [26] and included in the TMDLIB package [27], which is used by the CASCADE [28] and KATIE [29] Monte-Carlo generators.

In this paper we focus on investigation of the longitudinal SF $F_L(x, Q^2)$, which is related to the DIS differential cross section as follows:

$$\frac{d\sigma}{dx dy} = \frac{2\pi\alpha^2}{xQ^4} \left[\left(1 - y + \frac{y^2}{2} \right) F_2(x, Q^2) - \frac{y^2}{2} F_L(x, Q^2) \right], \quad (3)$$

where Q^2 is the virtuality of the probing photon, x is the Bjorken variable and y is the inelasticity. Our calculations below are based on the formulas [30] and here we strictly follow our previous consideration in all aspects. So, according to the k_T -factorization

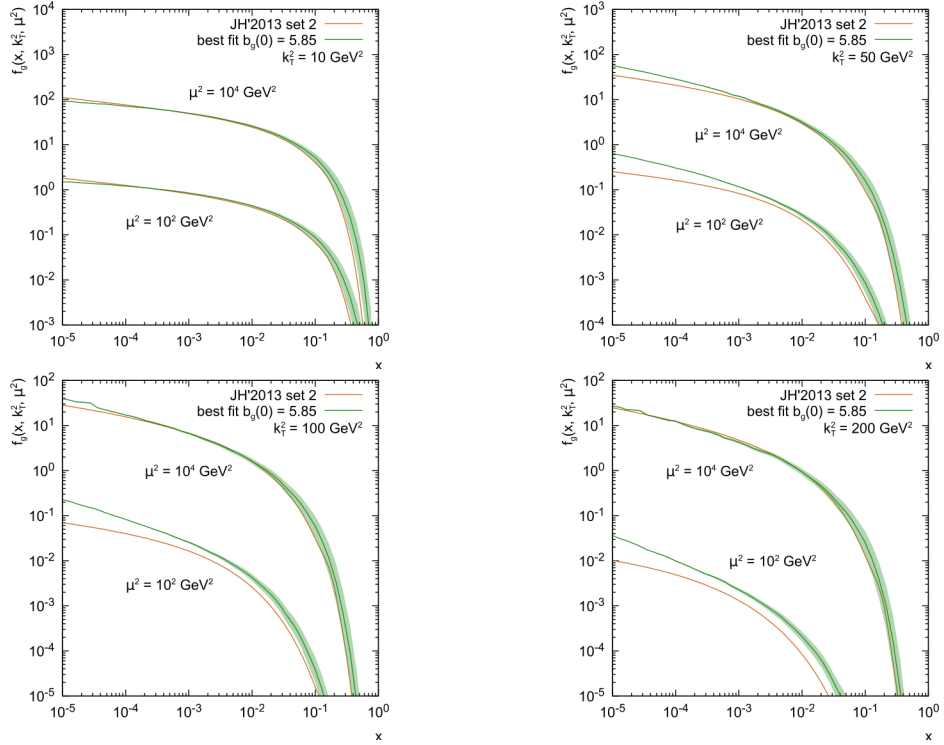


Figure 1: The TMD gluon densities in the proton $f_g(x, \mathbf{k}_T^2, \mu^2)$ calculated as a function of the longitudinal momentum fraction x at different values of the transverse momentum \mathbf{k}_T^2 and hard scale μ^2 . Shaded bands represent the uncertainties of the $b_g(0)$ fitting procedure. Note that the gluon densities calculated at $\mu^2 = 10^4 \text{ GeV}^2$ are multiplied by a factor of 100.

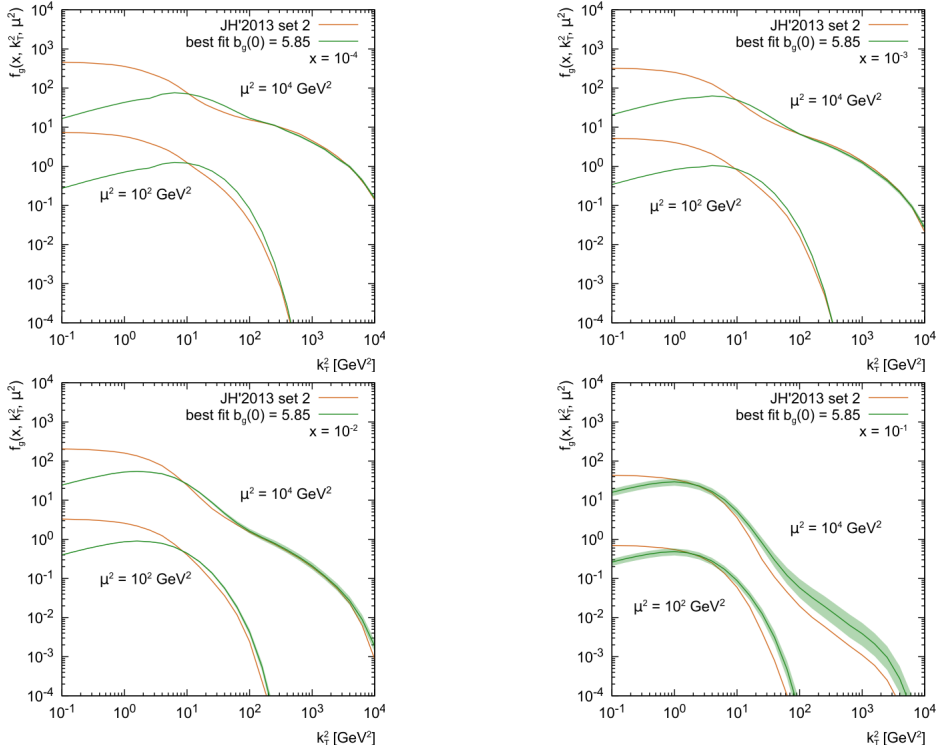


Figure 2: The TMD gluon densities in a proton $f_g(x, \mathbf{k}_T^2, \mu^2)$ calculated as a function of the transverse momentum \mathbf{k}_T^2 at different values of the longitudinal momentum fraction x and hard scale μ^2 . The notations are the same as in Fig. 1.

prescription, the proton structure function $F_L(x, Q^2)$ can be calculated as a convolution

$$F_L(x, Q^2) = \int_x^1 \frac{dz}{z} \int d\mathbf{k}_T^2 \sum_f e_f^2 \hat{C}_L^g(x/z, Q^2, m_f^2, \mathbf{k}_T^2) f_g(z, \mathbf{k}_T^2, \mu^2), \quad (4)$$

where the summation is performed over flavors f of quarks with electric charges e_f and masses m_f . The hard coefficient function $\hat{C}_L^g(x/z, Q^2, m_f^2, \mathbf{k}_T^2)$ corresponds to the quark-box diagram for off-shell (dependent on the incoming gluon virtuality) photon-gluon fusion subprocess and was calculated earlier [30]. Numerically, we set the charm and beauty masses to $m_c = 1.67$ GeV and $m_b = 4.75$ GeV and use the massless limit to evaluate the corresponding contributions from the light quarks. Also, we apply the 2-loop formula for the strong coupling constant α_s with $N_f = 4$ quark flavours at $\Lambda_{\text{QCD}} = 200$ MeV.

The results of our calculations are shown in Figs. 3 and 4. Here we plot the evaluated $F_L(x, Q^2)$ as a function of x for different values of Q^2 in comparison with available HERA data, taken by the H1 [1] and ZEUS [2] Collaborations. In addition, we also show the results obtained with the JH'2013 set 2 gluon density. The shaded bands correspond to theoretical uncertainties of our calculations connected with the choice of hard scales. Note that in the case of the JH'2013 set 2 gluon density we use auxiliary '+' and '-' distributions corresponding to the varied renormalization scales (see [16]). So, we find that the LLM'2022 gluon density describes the HERA data quite well within the estimated theoretical and experimental uncertainties. It tends to slightly overestimate the H1 measurements [1] at large Q^2 , but the predictions are still compatible with the data at $\sim 2\sigma$. We obtained, also, that the JH'2013 set 2 gluon density provides a bit worse description of the HERA data, especially at low Q^2 . The better agreement achieved with the LLM'2022 distribution is an immediate consequence of using the physically motivated expression (1)

for the starting TMD gluon density. In fact, at low Q^2 the relatively small gluon \mathbf{k}_T^2 are probed, where the difference between the considered TMD gluon distributions becomes large, as it is shown in Fig. 2. This big difference can be due to the saturation of the dipole cross section at low Q^2 [22, 23], which is taken into account by the LLM'2022 gluon. So, our calculations demonstrate that available experimental data for the proton structure function $F_L(x, Q^2)$ are sensitive to the TMD gluon densities, and the relatively low Q^2 region could help to clearly distinguish the latter.

To conclude, we have tested the recently proposed TMD gluon density in a proton (LLM'2022) with the longitudinal structure function $F_L(x, Q^2)$ in a wide region of x and Q^2 . We have compared corresponding predictions with the experimental data taken by the H1 and ZEUS Collaborations at HERA as well as with results obtained with another CCFM-based gluon distribution, JH'2013 set 2. We have found that the predictions with the LLM'2022 gluon density do not contradict available data in a wide Q^2 range. Moreover, they show a better description of the data than the JH'2013 set 2 distribution due to more physically motivated expression for the initial TMD gluon density. Thus, the measurements of $F_L(x, Q^2)$ could verify different TMDs, especially at not very large Q^2 , where the further effects of QCD evolution do not play an essential role. It could be important for experiments at future colliders, such as LHeC or FCC-he, and for improvement of different small- x phenomenological models.

Acknowledgements. We thank S.P. Baranov, A.V. Kotikov, H. Jung, S. Taheri Monfared for their important comments and remarks. We also thank G. Pontecorvo for careful reading of our manuscript. Studies related with derivation of the LLM'2022 gluon density were supported by the Russian Science Foundation under grant 22-22-00387. All other performed calculations were supported by the Russian Science Foundation, grant 22-22-00119.

References

- [1] H1 Collaboration, Eur. Phys. J. C **71**, 1579 (2011).
- [2] ZEUS Collaboration, Phys. Lett. B **682**, 8 (2009).
- [3] C.D. White, R.S. Thorne, Phys. Rev. D **74**, 014002 (2006).
- [4] C.D. White, R.S. Thorne, Phys. Rev. D **75**, 034005 (2007).
- [5] M. Ciafaloni, D. Colferai, G.P. Salam, Phys. Rev. D **60**, 114036 (1999).
- [6] M. Ciafaloni, D. Colferai, G.P. Salam, JHEP **07**, 054 (2000).
- [7] R.S. Thorne, Phys. Lett. B **474**, 372 (2000).
- [8] R.S. Thorne, Phys. Rev. D **60**, 054031 (1999).
- [9] R.S. Thorne, Phys. Rev. D **64**, 074005 (2001).
- [10] G. Altarelli, R.D. Ball, S. Forte, Nucl. Phys. B **621**, 359 (2002).
- [11] S. Catani, M. Ciafaloni, F. Hautmann, Nucl. Phys. B **366**, 135 (1991);
J.C. Collins, R.K. Ellis, Nucl. Phys. B **360**, 3 (1991).
- [12] L.V. Gribov, E.M. Levin, M.G. Ryskin, Phys. Rep. **100**, 1 (1983);
E.M. Levin, M.G. Ryskin, Yu.M. Shabelsky, A.G. Shuvaev, Sov. J. Nucl. Phys. **53**, 657 (1991).

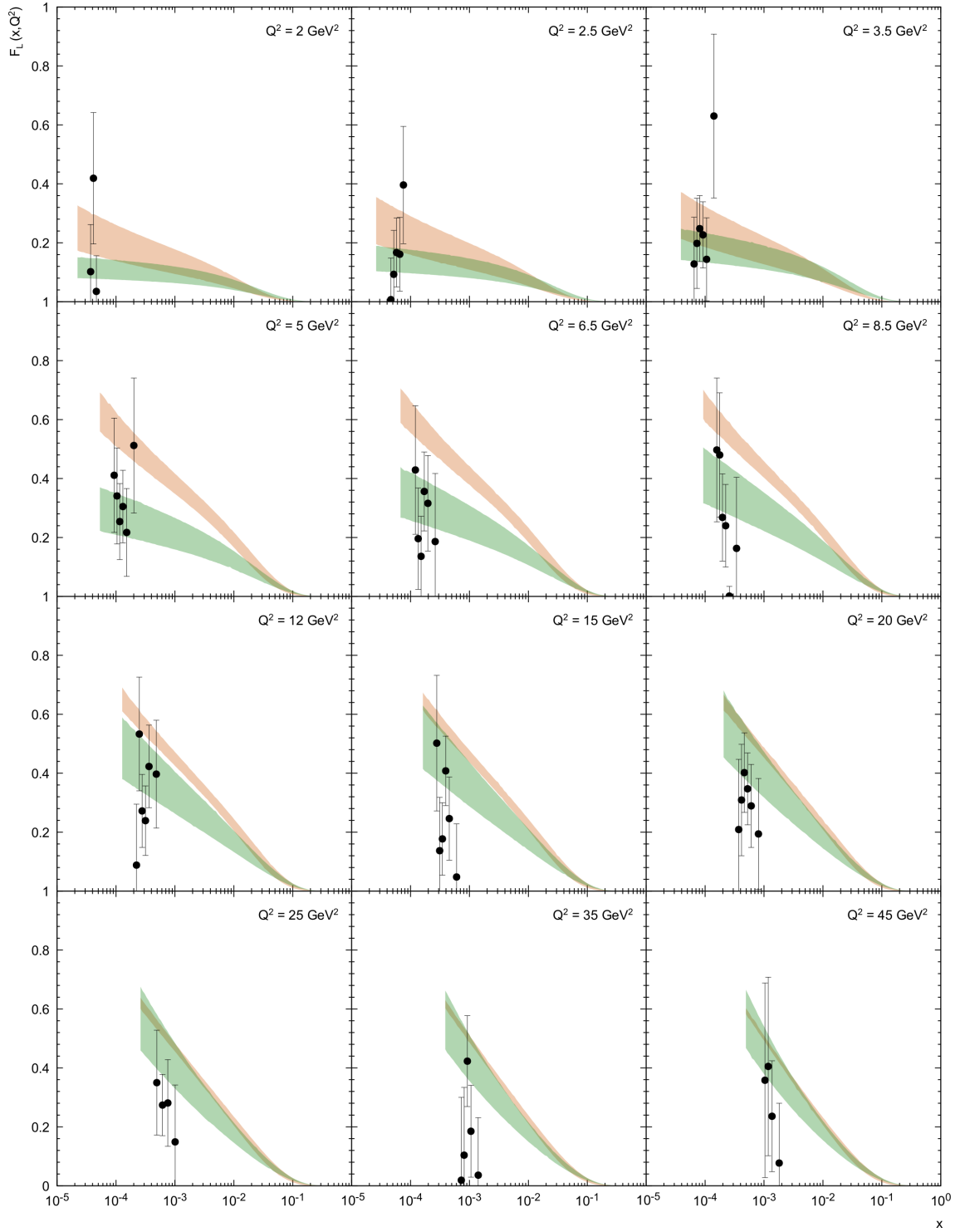


Figure 3: The longitudinal SF $F_2(x, Q^2)$ calculated at different Q^2 . The green band correspond to the result obtained with the LLM'2022 gluon density with scale uncertainties, while the red one represents results calculated with the JH'2013 set 2 one. The experimental data are from H1 [1].

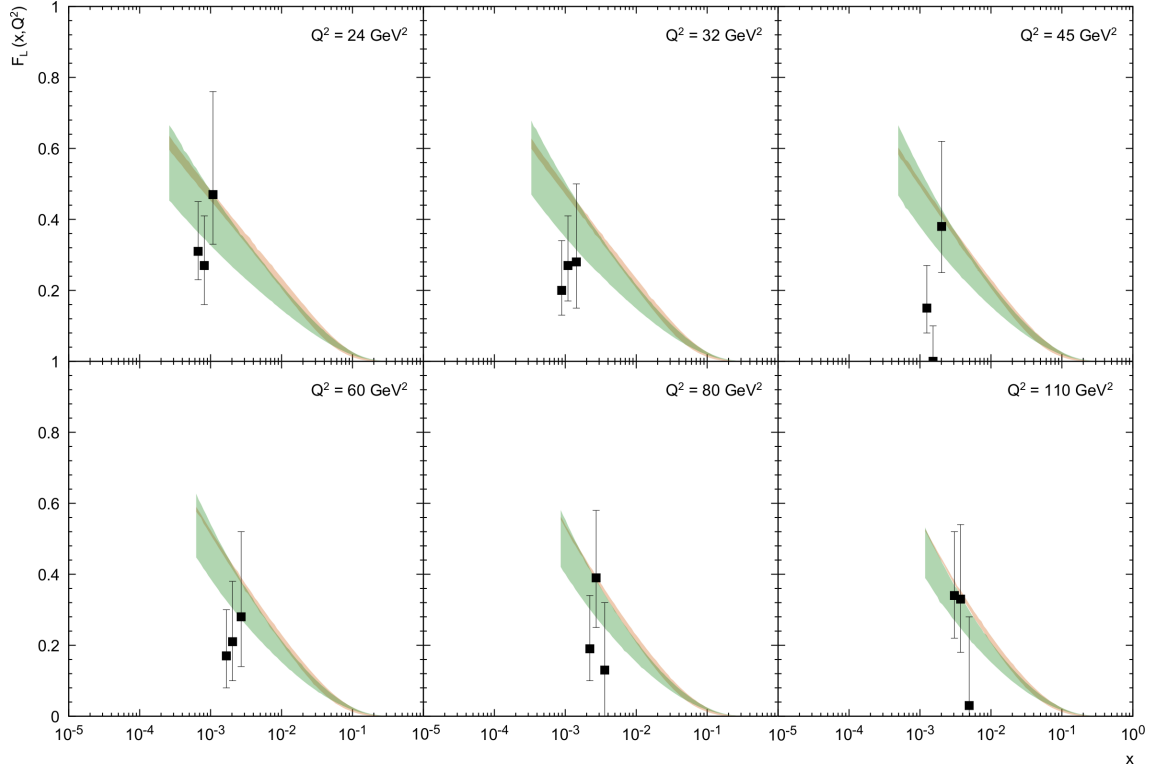


Figure 4: The longitudinal SF $F_2(x, Q^2)$ calculated at different Q^2 . The notations are the same as in Fig. 3. The experimental data are from ZEUS [2].

- [13] M. Ciafaloni, Nucl. Phys. B **296**, 49 (1988);
S. Catani, F. Fiorani, G. Marchesini, Phys. Lett. B **234**, 339 (1990);
S. Catani, F. Fiorani, G. Marchesini, Nucl. Phys. B **336**, 18 (1990);
G. Marchesini, Nucl. Phys. B **445**, 49 (1995).
- [14] R. Angeles-Martinez, A. Bacchetta, I.I. Balitsky, D. Boer, M. Boglione, R. Boussarie, F.A. Ceccopieri, I.O. Cherednikov, P. Connor, M.G. Echevarria, G. Ferrera, J. Grados Luyando, F. Hautmann, H. Jung, T. Kasemets, K. Kutak, J.P. Lansberg, A. Lelek, G.I. Lykasov, J.D. Madrigal Martinez, P.J. Mulders, E.R. Nocera, E. Petreska, C. Pisano, R. Placakyte, V. Radescu, M. Radici, G. Schnell, I. Scimemi, A. Signori, L. Szymanowski, S. Taheri Monfared, F.F. Van der Veken, H.J. van Haevermaet, P. Van Mechelen, A.A. Vladimirov, S. Wallon, Acta Phys. Polon. B **46**, 2501 (2015).
- [15] V.N. Gribov, L.N. Lipatov, Sov. J. Nucl. Phys. **15**, 438 (1972);
L.N. Lipatov, Sov. J. Nucl. Phys. **20**, 94 (1975);
G. Altarelli, G. Parisi, Nucl. Phys. B **126**, 298 (1977);
Yu.L. Dokshitzer, Sov. Phys. JETP **46**, 641 (1977).
- [16] F. Hautmann, H. Jung, Nucl. Phys. B **883**, 1 (2014).
- [17] M.A. Kimber, A.D. Martin, M.G. Ryskin, Phys. Rev. D **63**, 114027 (2001);
A.D. Martin, M.G. Ryskin, G. Watt, Eur. Phys. J. C **31**, 73 (2003).
- [18] A.D. Martin, M.G. Ryskin, G. Watt, Eur. Phys. J. C **66**, 163 (2010).
- [19] F. Hautmann, H. Jung, A. Lelek, V. Radescu, R. Zlebick, Phys. Lett. B **772**, 446 (2017).

- [20] F. Hautmann, H. Jung, A. Lelek, V. Radescu, R. Zlebcik, JHEP **1801**, 070 (2018).
- [21] A.V. Lipatov, G.I. Lykasov, M.A. Malyshev, Phys. Rev. D **107**, 014022 (2023).
- [22] K. Golec-Biernat, M. Wüsthoff, Phys. Rev. D **59**, 014017 (1998).
- [23] K. Golec-Biernat, M. Wüsthoff, Phys. Rev. D **60**, 114023 (1999).
- [24] V.A. Bednyakov, G.I. Lykasov, V.V. Lyubushkin, Europhys. Lett. **92**, 31001 (2010).
- [25] V.A. Bednyakov, A.A. Grinyuk, G.I. Lykasov, M. Poghosyan, Int. J. Mod. Phys. A **27**, 1250042 (2012).
- [26] A.V. Lipatov, M.A. Malyshev and S.P. Baranov, Eur. Phys. J. C **80**, 330 (2020).
- [27] N.A. Abdulov, A. Bacchetta, S.P. Baranov, A. Bermudez Martinez, V. Bertone, C. Biscolotti, V. Candelise, L.I. Estevez Banos, M. Bury, P.L.S. Connor, L. Favart, F. Guzman, F. Hautmann, M. Hentschinski, H. Jung, L. Keersmaekers, A.V. Kotikov, A. Kusina, K. Kutak, A. Lelek, J. Lidrych, A.V. Lipatov, G.I. Lykasov, M.A. Malyshev, M. Mendizabal, S. Prestel, S. Sadeghi Barzani, S. Sapeta, M. Schmitz, A. Signori, G. Sorrentino, S. Taheri Monfared, A. van Hameren, A.M. van Kampen, M. Vanden Bemden, A. Vladimirov, Q. Wang, H. Yang, Eur. Phys. J. C **81**, 752 (2021).
- [28] H.Jung, S.P. Baranov, A. Bermudez Martinez, L.I. Estevez Banos, F. Guzman, F. Hautmann, A. Lelek, J. Lidrych, A.V. Lipatov, M.A. Malyshev, M. Mendizabal, S. Taheri Monfared, A.M. van Kampen, Q. Wang, H. Yang, Eur. Phys. J. C **81**, 425 (2021).
- [29] A. van Hameren, Comput. Phys. Commun. **224**, 371 (2018).
- [30] A.V. Kotikov, A.V. Lipatov, G. Parente, N.P. Zotov, Eur. Phys. J. C **26**, 51 (2002).