

Renewal processes with a trap under stochastic resetting

Pascal Grange

Division of Natural and Applied Sciences

and Zu Chongzhi Center for Mathematics and Computational Science

Duke Kunshan University

8 Duke Avenue, Kunshan, 215316 Jiangsu, China

pascal.grange@dukekunshan.edu.cn

Abstract

Renewal processes are zero-dimensional processes defined by independent intervals of time between zero crossings of a random walker. We subject renewal processes to stochastic resetting by setting the position of the random walker to the origin at Poisson-distributed time with rate r . We introduce an additional parameter, the probability β of keeping the sign state of the system at resetting time. Moreover, we introduce a trap at the origin, which absorbs the process with a fixed probability at each zero crossing. We obtain the mean lifetime of the process in closed form. For time intervals drawn from a Lévy stable distribution of parameter θ , the mean lifetime is finite for every positive value of the resetting rate, but goes to infinity when r goes to zero. If the sign-keeping probability β is higher than a critical level $\beta_c(\theta)$ (and strictly lower than 1), the mean lifetime exhibits two extrema as a function of the resetting rate. Moreover, it goes to zero as r^{-1} when r goes to infinity. On the other hand, there is a single minimum if β is set to one.

Contents

1	Introduction	2
2	Definitions, notations and quantities of interest	3
3	Renewal equation for the survival probability	5
4	The mean lifetime for a broad distribution of renewal times	7
4.1	Existence of extrema of the mean lifetime	7
4.2	Critical value of the sign-keeping probability	8
4.3	The limit of low index θ (or high $\beta_c(\theta)$)	12
4.4	The limit of high index θ	13
4.5	Extrema of the mean lifetime	14

5 Discussion	15
A Existence of extrema	16
B Parametric equations for the index θ critical sign-keeping probability $\beta_c(\theta)$	17
C Local expression of extrema	18

1 Introduction

Stochastic resetting puts the system in contact with initial conditions at Poisson-distributed times, which can lead to new out-of-equilibrium steady states. Resetting events cut off long excursions, which can make some expectation values finite. The first example of such a behavior was discovered in the case of a Brownian random walker in one dimension, whose mean first-passage time at a fixed target was calculated as a function of the resetting rate, and found to exhibit a minimum [1, 2]. Stochastic resetting has yielded new stationary states and exact results on observables of a variety of stochastic processes and out-of-equilibrium physical systems (including population dynamics, reaction-diffusion systems and active particles) [3–18].

In this work we subject renewal processes to stochastic resetting, and address their lifetime in the presence of a trap using a renewal argument. Renewal processes are zero-dimensional stochastic processes, which serve as exactly solvable models of occupation times. Occupation times are of crucial interest in the problem of phase persistence in physical systems with interacting degrees of freedom include coalescing droplets and quenched spin systems [19–22]. Renewal processes have been extensively studied in [23–28] (see also [29] for developments on the ordering of observables of renewal processes subjected to stochastic resetting). They are generalizations of Poisson processes to cases where the intervals between events are not exponentially distributed, and are defined as follows. Consider the sign of a real-valued stochastic process, which we can think of as the position of a random walker starting at the origin and drawing the increments of its position from some fixed distribution. Let us denote by ρ the fixed density of the next return time to the origin of the random walker. The walker crosses the origin at random times called epochs. By convention there is an epoch at $t_0 = 0$. At each epoch t_n , for $n \geq 0$, a random interval τ_{n+1} is drawn from the distribution ρ , and the next epoch is defined as $t_{n+1} = t_n + \tau_{n+1}$. Moreover, let us imagine that a random sign $\sigma = \pm 1$, is drawn at t_0 . We say that the system spends the interval $[0, t_1[$ in the sign state σ , and the sign changes at each epoch. With these definitions, $t_n = \tau_1 + \dots + \tau_n$, and the system is in the state σ (resp. $-\sigma$) in each interval of the form $[t_{2k}, t_{2k+1}[$ (resp. $[t_{2k+1}, t_{2k+2}[$) for $k \in \mathbb{N}$. The distribution on the number of sign switches in $[0, t]$, backward and forward time to the nearest sign switch, and total time spent in a given sign state in $[0, t]$, have been studied in [24]. The behavior of these observable was found to be dependent on whether the distribution ρ is narrow (i.e. possesses moments of every order) or broad.

Let us subject the process to stochastic resetting. At Poisson-distributed times (with rate $r > 0$) the position of the random walker is set at the origin, and a new time is drawn from the distribution ρ . We have to define on which side of the origin the walker goes immediately after this resetting

event: we will let the walker keep its current sign state with probability β in $]0, 1[$ (and let it switch its sign state with probability $(1 - \beta)$). Moreover, let us introduce a trap at the origin: every time the process crosses the origin, it survives with some fixed probability $\alpha < 1$. Once the density ρ has been chosen, the process has three parameters: the resetting rate r , the persistence probability β and the survival probability α .

The average lifetime of the process is intuitively an increasing function of the survival rate α , but we may wonder how it depends on the resetting rate r (for phase diagrams of stochastic processes with stochastic resetting driven by broad distributions, see [30, 31]). If the sign-keeping probability β is large enough, and if the distribution ρ is broad enough, it could be beneficial to increase the resetting r . Indeed, one may expect that more frequent resetting events increase the probability to draw a large time interval.

The paper is organized as follows. In Section 2 we review the definition of renewal processes and define the resetting prescription. In Section 3 we calculate the mean lifetime of the process using renewal equations (renewal equations are powerful tools to estimate observables of systems subjected to stochastic resetting, see for instance [4, 5, 17]). In Section 4 study the variations of this mean lifetime for a process driven by a positive Lévy stable distribution of index θ and obtain the phase diagram of the model in the (β, θ) square. It is characterized by a critical level of the sign-keeping probability, denoted by $\beta_c(\theta)$ (above which two extrema of the mean lifetime exist). We obtain the graph of β_c from parametric equations, and derive local expressions of β_c for θ close to 0 or 1.

2 Definitions, notations and quantities of interest

Consider a random walker on the real line, in continuous time, and denote by x_t its position at time t . The position is initialized at the origin, $x_0 = 0$. Every time the walker is at the origin, a random variable is drawn from a fixed probability density ρ , which defines the time to the next zero crossing. Such a process is called a renewal process (and each zero crossing is called a renewal). In a renewal process, the times between zero crossings are independent, identically distributed (i.i.d.) variables, denoted by $(\tau_n)_{n \geq 1}$. By convention $t = 0$ is considered a zero crossing, hence we can express the time t_n at which the n -th zero crossing occurs:

$$\begin{aligned} t_0 &= 0, \\ t_n &= \sum_{k=1}^n \tau_k, \quad (n \geq 1). \end{aligned} \tag{1}$$

The sign state of the process is defined as

$$\sigma_t = \text{sign}(x_t). \tag{2}$$

The process starts at time 0, with $x_0 = 0$. At time 0 the initial sign state of the position (positive or negative) is drawn uniformly from $\{-1, +1\}$. If this initial sign state is positive (resp. negative), the walker spends the time τ_1 in a positive (resp. negative) sign state. The sign state will change at τ_1 , when τ_2 is drawn. With these rules the sign state is defined at all positive times. If ρ is chosen

to be a positive stable Lévy distribution of index θ in $]0, 1[$, the sign state corresponds to model the magnetization of a single spin with a broad distribution of independent time intervals between flips introduced in [23] (generalization to higher values of θ and other observables appeared in [24]).

Let us subject the process to stochastic resetting. In an infinitesimal interval $[t, t + dt]$, the position of the walker is reset to the origin with probability $r dt$, where $r > 0$ is a fixed resetting rate. At such a resetting event, a new time is drawn from the distribution ρ . Moreover, the current sign state is kept with a fixed probability β (called the sign-keeping probability) in the interval $]0, 1[$, and switched with probability $1 - \beta$. If the sign is switched, the resetting event is also a zero crossing. There are therefore two kinds of zero crossings:

1. renewal events (which occur if no resetting has happened before the end of the latest drawn random time),
2. resetting events at which the sign state is switched.

Let us introduce a trap at the origin: at each zero crossing the walker survives with probability α . With this convention, the random walker survives a resetting event with probability $\beta + \alpha(1 - \beta)$. Indeed, given that the sign state is kept at the resetting event, there is no zero crossing. Consider the lifetime $T^{(\alpha, r, \beta)}$ of the process. Its mean is denoted by $\langle T^{(\alpha, r, \beta)} \rangle$. The brackets denote averages over all the involved random processes (renewal times, resetting times with their random sign, absorption by the trap).

At time $t > 0$, the process has survived with a probability denoted by $Q^{(\alpha, r, \beta)}(t)$. The death rate of the process is the opposite of the derivative of this survival probability. The mean lifetime of the process is given by integrating time against this death rate:

$$\langle T^{(\alpha, r, \beta)} \rangle = - \int_0^\infty t \frac{dQ^{(\alpha, r, \beta)}}{dt}(t) dt. \quad (3)$$

Integrating by parts yields the mean lifetime of the process as the value at zero of the Laplace transform of the survival probability:

$$\langle T^{(\alpha, r, \beta)} \rangle = \hat{Q}^{(\alpha, r, \beta)}(0), \quad (4)$$

where \hat{F} denotes the Laplace transform with respect to time of any function F :

$$\hat{F}(s) := \int_0^\infty e^{-st} F(t) dt. \quad (5)$$

We are therefore instructed to work out the Laplace transform of the survival probability $Q^{(\alpha, r, \beta)}$ of the process.

In the next section we will condition on the latest resetting time, to obtain a renewal equation for the survival probability. We will naturally be led to consider the number N_t of sign switches in the interval $[0, t]$, whose probability law depends on the resetting rate r and on the probabilities α and β . Let us denote by $p_n^{(\alpha, r, \beta)}(t)$ the probability of the value n :

$$p_n^{(\alpha, r, \beta)}(t) := \text{Prob}(N_t = n), \quad (n \geq 0). \quad (6)$$

The corresponding probabilities are denoted by p_n in the process without resetting (meaning $r = 0$) and without trap (meaning $\alpha = 1$):

$$p_n(t) := p_n^{(\alpha=1, r=0, \beta)}(t). \quad (7)$$

When the resetting rate is zero, the parameter β plays no role because it is only involved in resetting events. The notation p_n matches the one used in [24], where the Laplace transform \hat{p}_n has been worked out in terms of the Laplace transform $\hat{\rho}$ of the probability density of times between renewals:

$$\hat{p}_n^{(0)}(s) = \hat{\rho}(s)^n \frac{1 - \hat{\rho}(s)}{s}, \quad (n \geq 0). \quad (8)$$

Let us review the derivation. With the convention $t_0 = 0$, the probability $p_n^{(0)}(t)$ is the expected value of the random variable $\mathbf{1}(t_n < t < t_{n+1})$, where $\mathbf{1}$ denotes the indicator function. For $n \geq 0$, the Laplace transform of this identity yields

$$\begin{aligned} \hat{p}_n^{(0)}(s) &= \int_0^\infty dt e^{-st} p_n^{(0)}(t) dt = \left\langle \int_0^\infty dt e^{-st} \mathbf{1}(t_n < t < t_{n+1}) dt \right\rangle = \left\langle \int_{t_n}^{t_{n+1}} e^{-st} dt \right\rangle \\ &= \frac{1}{s} \langle e^{-st_n} - e^{-st_{n+1}} \rangle = \frac{1}{s} \langle e^{-s(\tau_1 + \dots + \tau_n)} (1 - e^{-s\tau_{n+1}}) \rangle, \end{aligned} \quad (9)$$

which yields Eq. (8) using the independence of the random variables $(\tau_1, \dots, \tau_{n+1})$.

3 Renewal equation for the survival probability

Consider a configuration at time $t > 0$ in which the process has survived. Let us condition on the latest resetting time (if any) in $[0, t]$, call it $t - \tau$. The process has survived this resetting event, which has happened in one of the following two ways:

1. the random walker has not crossed the origin at $t - \tau$ (probability β),
2. the random walker has crossed the origin at $t - \tau$ and has survived this crossing (probability $(1 - \beta)\alpha$).

After this latest resetting, the process has evolved as a renewal process without resetting, with a trap at the origin. It has undergone n renewals (for some $n \geq 0$) between $t - \tau$ and t , and has survived each of them. The probability of such an event in $]t - \tau, t]$ is $\alpha^n p_n(\tau)$, in the notation introduced in Eq. (7).

Let us denote by the $Q^{(\alpha, 0)}(t)$ the survival probability at time t of process without resetting (if there is no resetting the parameter β plays no role, and the zero in the notation refers to $r = 0$). Moreover, the probability survival probability at time t without any resetting event in $[0, t]$ equals $e^{-rt} Q^{(\alpha, 0)}(t)$. Conditioning on the latest resetting event therefore induces the following renewal

equation:

$$\begin{aligned}
Q^{(\alpha,r,\beta)}(t) &= e^{-rt}Q^{(\alpha,0)}(t) + r\beta \int_0^t d\tau e^{-r\tau}Q^{(\alpha,r,\beta)}(t-\tau) \sum_{n \geq 0} p_n^{(0)}(\tau)\alpha^n \\
&\quad + r(1-\beta)\alpha \int_0^t d\tau e^{-r\tau}Q^{(\alpha,r,\beta)}(t-\tau) \sum_{n \geq 0} p_n^{(0)}(\tau)\alpha^n \\
&= e^{-rt}Q^{(0)}(t) + r\beta \int_0^t d\tau e^{-r\tau}Q^{(\alpha,r,\beta)}(t-\tau)G^{(0)}(\tau,\alpha) \\
&\quad + r(1-\beta)\alpha \int_0^t d\tau e^{-r\tau}Q^{(\alpha,r,\beta)}(t-\tau)G^{(0)}(\tau,\alpha),
\end{aligned} \tag{10}$$

where we have introduced the notation $G^{(0)}$ for the generating function of the probability law of the number of sign switches in the process without resetting:

$$G^{(0)}(t, x) := \sum_{n \geq 0} p_n(t)x^n. \tag{11}$$

The Laplace transform w.r.t. the time variable (denoted by a hat as in Eq. (5)) maps convolutions to ordinary products. The Laplace transform of Eq. (10) therefore reads

$$\hat{Q}^{(r,\beta)}(s) = \hat{Q}^{(0)}(r+s) + r\beta\hat{Q}^{(r,\beta)}(s)\hat{G}^{(0)}(r+s,\alpha) + r(1-\beta)\alpha\hat{Q}^{(r,\beta)}(s)\hat{G}^{(0)}(r+s,\alpha). \tag{12}$$

Substituting 0 to s and using Eq. (4) we obtain the mean lifetime of the process as

$$\langle T^{(\alpha,r,\beta)} \rangle = \frac{\hat{G}^{(0)}(r,\alpha)}{1 - r(\beta + \alpha(1-\beta))\hat{G}^{(0)}(r,\alpha)}. \tag{13}$$

Moreover, the needed generating function $\hat{G}^{(0)}$ is obtained from Eq. (8) as a geometric sum:

$$\hat{G}^{(0)}(s,\alpha) = \frac{1 - \hat{\rho}(s)}{s(1 - \alpha\hat{\rho}(s))}. \tag{14}$$

Substituting into Eq. (13) yields

$$\begin{aligned}
\langle T^{(\alpha,r,\beta)} \rangle &= \frac{1 - \hat{\rho}(r)}{r(1 - \alpha\hat{\rho}(r)) - r(\beta + \alpha(1-\beta))(1 - \hat{\rho}(r))} \\
&= \frac{1 - \hat{\rho}(r)}{r[1 - \alpha - \beta + \alpha\beta + \beta(1-\alpha)\hat{\rho}(r)]} \\
&= \frac{1 - \hat{\rho}(r)}{(1-\alpha)r[1 - \beta + \beta\hat{\rho}(r)]}.
\end{aligned} \tag{15}$$

The dependence on the survival rate α comes from a factor that does depend only on α . The existence of extrema of the mean lifetime of the process in the resetting rate r therefore depends only on the parameter β and on the distribution.

4 The mean lifetime for a broad distribution of renewal times

4.1 Existence of extrema of the mean lifetime

Consider a renewal process driven by a positive stable Lévy deistribution, whose Laplace transform¹ is given explicitly [32, 33] by

$$\hat{\rho}(s) = \exp(-s^\theta), \quad \text{with} \quad 0 < \theta < 1. \quad (16)$$

The distribution ρ of time intervals between renewals is broad, in the sense that it does not have a finite first moment, because

$$\hat{\rho}(s) \underset{s \rightarrow 0}{=} 1 - s^\theta + o(s^\theta). \quad (17)$$

From the expression obtained in Eq. (15), we observe that the mean lifetime goes to zero at large resetting rate:

$$\langle T^{(\alpha, r, \beta)} \rangle \underset{r \gg 1}{\sim} \frac{1}{(1 - \alpha)(1 - \beta)r}, \quad (18)$$

which is intuitive because a larger resetting rate results in more frequent exposures of the process to the trap. On the other hand, the mean lifetime goes to infinity when the resetting rate goes to zero:

$$\langle T^{(\alpha, r, \beta)} \rangle \underset{r \rightarrow 0}{\sim} \frac{r^{\theta-1}}{1 - \alpha}, \quad (19)$$

This property is a consequence of the broad nature of the distribution ρ , and the above equivalent does not depend on the sign-keeping probability β . In between these two regimes, the lifetime may be a decreasing function of the resetting rate, or exhibit local extrema, depending on the values of the parameters β and θ .

Substituting the chosen expression of $\hat{\rho}$ into the expression obtained in Eq. (15) yields the mean lifetime of the process as

$$\langle T^{(\alpha, r, \beta)} \rangle = \frac{1}{(1 - \alpha)(1 - \beta)} \frac{1 - \exp(-r^\theta)}{r[1 + b \exp(-r^\theta)]}, \quad \text{with} \quad b := \frac{\beta}{1 - \beta}. \quad (20)$$

The parameter b , which is the ratio of the persistence to the non-persistence of the sign state at each resetting, can take any positive value.

The logarithmic derivative of the expected lifetime w.r.t. the resetting rate reads

$$\begin{aligned} \frac{\partial}{\partial r} (\log \langle T^{(r, \beta)} \rangle) &= \frac{\theta r^{\theta-1} e^{-r^\theta}}{1 - e^{-r^\theta}} - \frac{1}{r} + \frac{b \theta r^{\theta-1} e^{-r^\theta}}{1 + b e^{-r^\theta}} \\ &= \frac{r(1 + b e^{-r^\theta}) \theta r^{\theta-1} e^{-r^\theta} - (1 - e^{-r^\theta})(1 + b e^{-r^\theta}) + r(1 - e^{-r^\theta}) b \theta r^{\theta-1} e^{-r^\theta}}{r(1 - e^{-r^\theta})(1 + b e^{-r^\theta})} \\ &= \frac{(1 + b) \theta r^\theta e^{-r^\theta} - (1 - e^{-r^\theta})(1 + b e^{-r^\theta})}{r(1 - e^{-r^\theta})(1 + b e^{-r^\theta})}. \end{aligned} \quad (21)$$

¹we could have considered $\hat{\rho}(s) = \exp(-as^\theta)$ for some fixed parameter a . Setting a to 1 is equivalent to choosing the time scale of the process.

The extrema of the average lifetime therefore satisfy

$$r^\theta e^{-r^\theta} = \frac{b}{\theta(1+b)} \left(-e^{-2r^\theta} + \frac{b-1}{b} e^{-r^\theta} + \frac{1}{b} \right). \quad (22)$$

The r.h.s. is a polynomial function (call it $P_{\theta,\beta}$) of the variable e^{-r^θ} . Let us rewrite Eq. (22) as follows (using the parameter β instead of b):

$$\begin{aligned} G(x) &= P_{\theta,\beta}(x), \\ \text{with } x &:= e^{-r^\theta}, \\ G(x) &:= -x \log(x), \\ P_{\theta,\beta}(x) &:= -\frac{\beta}{\theta}(x-1) \left(x-1 + \frac{1}{\beta} \right). \end{aligned} \quad (23)$$

The values of the variable x corresponding to physical parameters of the model are in $]0, 1[$. The function G is a positive quantity for any value of the resetting rate. The values of the variable x corresponding to local extrema of the mean lifetime must be between the two roots of the polynomial $P_{\theta,\beta}$, which are 1 and the negative quantity $1 - \beta^{-1}$. For a given index θ , there are extrema of the lifetime $\langle T^{(r,\beta)} \rangle$ if the graphs of the functions G and $P_{\theta,\beta}$ have intersection points in $]0, 1[$.

At fixed θ , the graphs of the functions $P_{\theta,\beta}$ (for β in $]0, 1[$) are a one-parameter family of curves. We need to find the points of intersection between these curves and the graph of G . If β is low enough, there is no intersection of the two graphs on the relevant interval (i.e. no extremum of the average lifetime). If β is close enough to 1, the negative root of the polynomial function $P_{\theta,\beta}$ is close to 0, and there are two intersection points (see Appendix A for calculations justifying these claims). These two regimes are separated by a critical value of the sign-keeping probability, call it $\beta_c(\theta)$, for which the two graphs are tangent to each other. This behavior is illustrated on Fig. 1 for $\theta = 1/2$. The corresponding lifetimes are plotted on Fig. 2.

4.2 Critical value of the sign-keeping probability

Let us look for a parametric expression of the critical value $\beta_c(\theta)$ of the sign-keeping probability. Consider some parameter a in $]0, 1[$, and let us look for values of the parameters θ and $\beta = \beta_c(\theta)$ such that the graphs of the functions G and $P_{\theta,\beta_c(\theta)}$ are tangent to each other at the point of coordinates $(a, G(a))$. This condition reads

$$\begin{cases} G(a) &= P_{\theta,\beta_c(\theta)}(a), \\ G'(a) &= P'_{\theta,\beta_c(\theta)}(a), \end{cases} \quad (24)$$

or more explicitly

$$\begin{cases} a \log a &= \frac{\beta_c(\theta)}{\theta}(a-1)(a-1 + \beta_c(\theta)^{-1}), \\ \log a + 1 &= \frac{\beta_c(\theta)}{\theta}(2a-2 + \beta_c(\theta)^{-1}). \end{cases} \quad (25)$$

This is a linear system in of equations in $\beta_c(\theta)/\theta$ and $1/\theta$, which is easily solved (see Appendix B for the explicit steps).

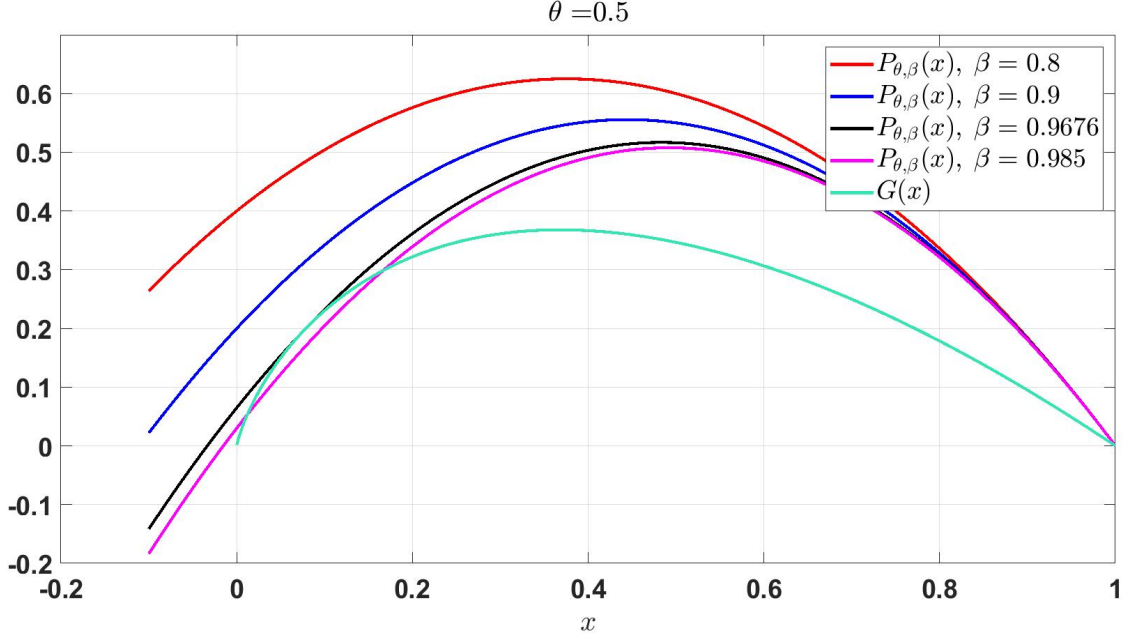


Figure 1: The behavior of the functions G and $P_{\theta, \beta}$ for $\theta = 1/2$. If the sign-keeping probability β is greater than a critical value $\beta_c(\theta)$, the graphs of G and $P_{\theta, \beta}$ intersect at two points. The critical value of β in this case is $\beta_c(1/2) \simeq 0.9676$.

The resulting parametric equations read

$$\beta_c(\theta) = \frac{-\log a - 1 + a}{-\log a - 1 + 2a + a^2 \log a - a^2}, \quad (26)$$

$$\theta = -\frac{1}{\log a + 1} \left(\frac{\log a + 1 - 2a \log a - 2a + a^2 \log a + a^2}{\log a + 1 - 2a - a^2 \log a + a^2} \right), \quad (27)$$

where we have ordered the terms in each of the factors in decreasing order of dominance in the limit of small a (when a goes to zero, the index θ goes to 0 and the critical value $\beta_c(\theta)$ goes to 1, see the next subsection for local properties of the critical parameter $\beta_c(\theta)$ when the index θ is close to 0 or 1). Combining these two parametric equations allows to plot $\beta_c(\theta)$ against θ by varying the parameter a in the interval $]0, 1[$ (see Fig. 3).

Moreover, the parameter a yields the value $r_c(\theta)$ of the resetting rate at which the lifetime is stationary for $\beta = \beta_c(\theta)$.

$$r_c(\theta) = (-\log(a))^{\frac{1}{\theta}} = (-\log(a))^{-\frac{(\log a + 1)(\log a + 1 - 2a - a^2 \log a + a^2)}{\log a + 1 - 2a - a^2 \log a + a^2}}. \quad (28)$$

Varying the parameter a in $]0, 1[$ (and using again Eq. (27) for the parametric expression of θ) allows to plot the resetting rate r_c against θ (see Fig. 4).

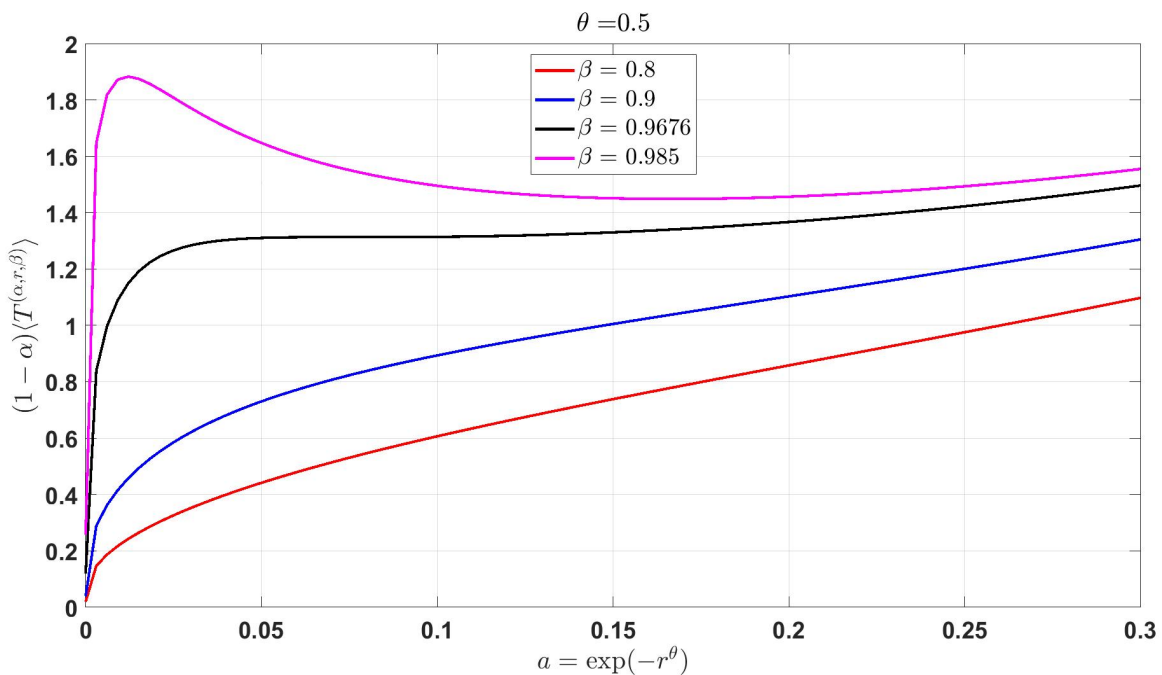


Figure 2: **The average lifetime of the process (up to a factor of $1 - \alpha$) as a function of the variable e^{-r^θ} , for $\theta = 1/2$.** The variable takes values in the entire interval $]0, 1[$ (for visibility values have been truncated to show the behaviors corresponding to the choice of parameter β in Fig. 1). Two extrema appear when β becomes larger than the critical value $\beta_c(1/2) \simeq 0.9676$. In the regime of strong resetting rate, e^{-r^θ} is close to 0 and the average lifetime goes to zero.

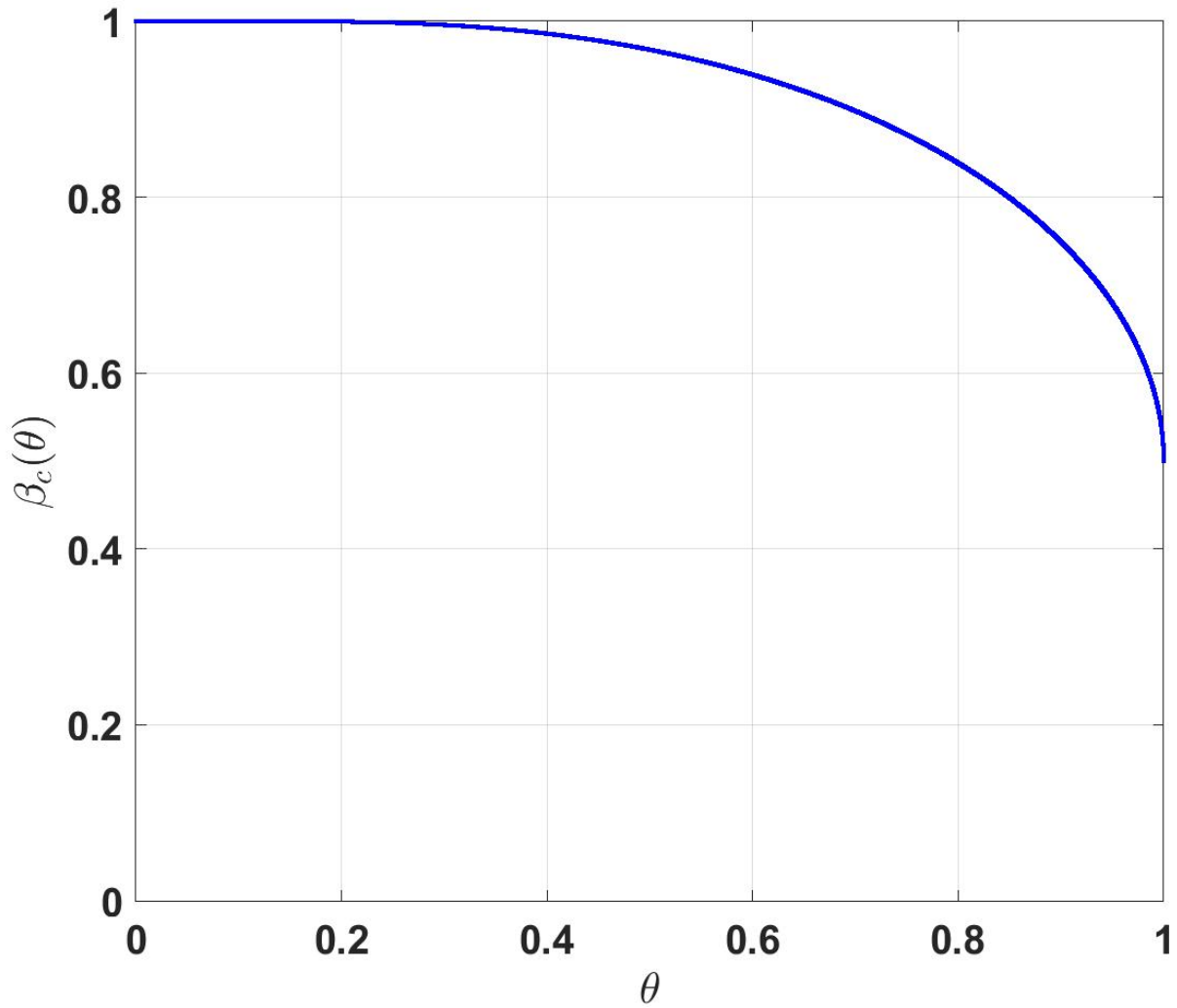


Figure 3: **The critical value of the sign-keeping probability as a function of θ .** This graph yields the phase diagram of the model: at a point of coordinates (θ, β) in $]0, 1[\times]0, 1[$ the mean lifetime $\langle T^{(r, \beta)} \rangle$ is a decreasing function of the resetting rate if $\beta < \beta_c(\theta)$. If $\beta > \beta_c(\theta)$, the mean lifetime has two local extrema in the resetting rate r .

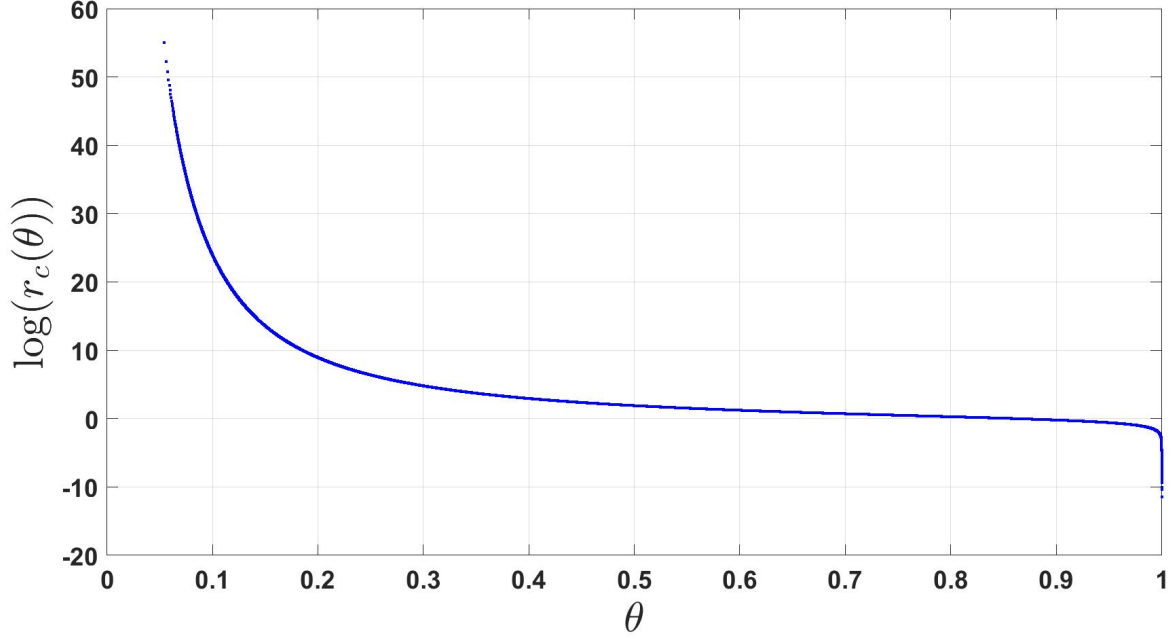


Figure 4: **The logarithm of the resetting rate $r_c(\theta)$ (defined in Eq. (28)) corresponding to the critical value $\beta_c(\theta)$.** The resetting rate $r_c(\theta)$ goes to infinity when θ goes to zero, and to 0 when θ goes to 1. Equivalent of $r_c(\theta)$ are worked out in Eqs (32,42).

4.3 The limit of low index θ (or high $\beta_c(\theta)$)

If the process has a high critical parameter (meaning $\beta_c(\theta)$ is close to 1), the position a of the parameter is close to zero, and from Eqs (26,27) we obtain

$$\theta \underset{a \rightarrow 0}{\sim} -\frac{1}{\log a}, \quad \text{i.e.} \quad a \underset{\theta \rightarrow 0}{\sim} e^{-\frac{1}{\theta}}, \quad (29)$$

and the corresponding value of the index θ is close to zero.

On the other hand, Eq. (26) implies that

$$\beta_c(\theta) - 1 \underset{\theta \rightarrow 0}{\sim} \frac{a}{\log a} \sim \theta e^{-\frac{1}{\theta}}. \quad (30)$$

Combining with Eq. (29) yields the behavior of $\beta_c(\theta)$ for low values of θ :

$$\beta_c(\theta) - 1 \underset{\theta \rightarrow 0}{\sim} \theta e^{-\frac{1}{\theta}}. \quad (31)$$

Substituting the equivalent worked out in Eq. (29) into the expression of the critical resetting rate in Eq. (28) yields

$$r_c(\theta) \underset{\theta \rightarrow 0}{\sim} \left(\frac{1}{\theta}\right)^{\frac{1}{\theta}}. \quad (32)$$

4.4 The limit of high index θ

If the index θ is close to 1, the value of the parameter a is close to 1. We can probe the local behavior of β_c as a function of θ , close to $\theta = 1$, by expanding the parametric equations in powers of h , with

$$a = 1 - h. \quad (33)$$

From Eq. (26) we obtain

$$\beta_c(\theta) = \frac{-\log(1-h) - 1 + 1 - h}{-\log(1-h) - 1 + 2(1-h) + (1-h)^2 \log(1-h) - (1-h)^2}. \quad (34)$$

Using the expansion $\log(1-h) = -h - \frac{h^2}{2} + o(h^2)$, we notice that the terms of order zero and 1 in h are zero, and that the leading terms are of order h^2 , both in the numerator and the denominator:

$$\beta_c(\theta) = \frac{\frac{h^2}{2} + o(h^2)}{\frac{h^2}{2} + 2h \times h - \frac{1}{2}h^2 - h^2 + o(h^2)} = \frac{\frac{1}{2} + o(1)}{1 + o(1)}, \quad (35)$$

hence the critical value β_c goes to $1/2$ when the parameter a goes to 1.

Using Eq. (27) we can confirm that θ goes to 1 in this limit:

$$\theta = \frac{2(a-1)\beta + 1}{\log(1-h) + 1} = \frac{1}{1-h+o(h)} \left(1 - \frac{2}{2}h + o(h)\right) = 1 + 0h + o(h). \quad (36)$$

We have therefore derived the limit

$$\lim_{\theta \rightarrow 1} \beta_c(\theta) = \frac{1}{2}. \quad (37)$$

Moreover, working out the term of order h^3 in the numerator and denominator of the r.h.s. of Eq. (34) yields

$$\beta_c(\theta) = \frac{\frac{1}{2}h^2 + \frac{h^3}{3} + o(h^3)}{h^2 + \left(\frac{1}{3} - 1\right)h^3 + o(h^3)} = \frac{1}{2} \frac{1 + \frac{2h}{3} + o(h)}{1 - \frac{2h}{3} + o(h)} = \frac{1}{2} \left(1 + \frac{4}{3}h + o(h)\right), \quad (38)$$

which implies

$$\begin{aligned} \theta &= \frac{1 - \frac{2h}{2} \left(1 + \frac{4}{3}h + o(h)\right)}{1 - h - \frac{h^2}{2} + o(h^2)} \\ &= \left(1 - h - \frac{4}{3}h^2 + o(h)\right) \left(1 + h + \left(\frac{1}{2} + 1\right)h^2 + o(h^2)\right) \\ &= 1 + 0h + \left(-1 - \frac{4}{3} + \frac{3}{2}\right)h^2 + o(h^2) \\ &= 1 - \frac{5}{6}h^2 + o(h^2). \end{aligned} \quad (39)$$

Combining with Eq. (38) yields

$$\beta_c(\theta) - \frac{1}{2} \underset{\theta \rightarrow 1}{\sim} \frac{2}{3} \sqrt{\frac{6}{5}} \sqrt{1-\theta}, \quad (40)$$

which indicates that the right-end of the plot in Fig. 3 has a parabolic shape.

On the other hand, the parametric expression of the rate $r_c(\theta)$ in Eq. (28) yields

$$r_c(\theta) \sim h^{\frac{1}{\theta}} \sim h. \quad (41)$$

Combining with Eqs (38,40) we obtain

$$r_c(\theta) \underset{\theta \rightarrow 1}{\sim} \sim \sqrt{\frac{6}{5}} \sqrt{1 - \theta}. \quad (42)$$

4.5 Extrema of the mean lifetime

At fixed θ , for $\beta > \beta_c(\theta)$, there is an interval $[r_-(\theta, \beta), r_+(\theta, \beta)]$ on which the mean lifetime of the process is an increasing function of the resetting rate. In the variable $a = e^{-r^\theta}$, this corresponds to an interval

$$[a_-(\theta, \beta), a_+(\theta, \beta)] = [\exp(-r_+(\theta, \beta)^\theta), \exp(-r_-(\theta, \beta)^\theta)]. \quad (43)$$

Let us work out the local behavior of $a_\pm(\theta, \beta)$ at fixed θ , for $\beta = \beta_c(\theta) + \epsilon$, for some small increment $\epsilon > 0$. Let us write the coordinate of an intersection point of the graphs of G and $P_{\theta, \beta}$ as $(a, G(a))$. This point is close to the unique intersection of the graphs of the functions G and $P_{\theta, \beta_c(\theta)}$, denoted by $(a_c, G(a_c))$, so we write it as

$$a = a_c + \alpha, \quad (44)$$

for some small α . The coordinate a is $a_-(\theta, \beta)$ (resp. $a_+(\theta, \beta)$) if $\alpha < 0$ (resp. $\alpha > 0$).

The intersection condition reads

$$G(a_c + \alpha) = -\frac{\beta_c + \epsilon}{\theta} (a_c + \alpha - 1) \left(a_c + \alpha - 1 + \frac{1}{\beta_c + \epsilon} \right). \quad (45)$$

The Taylor expansion of this condition, at order two in α and ϵ , is worked out in Appendix C. By definition of the quantity a_c , the terms of order 0 in α in the above expression sum to zero. This implies that α^2 and ϵ are of the same order. More precisely (see Eq. (62)),

$$a_\pm(\theta, \beta_c(\theta) + \epsilon) = a_c(\theta) \pm \frac{1 - a_c(\theta)}{\sqrt{\left| \beta_c(\theta) - \frac{\theta}{2a_c(\theta)} \right|}} \sqrt{\epsilon} + o(\sqrt{\epsilon}). \quad (46)$$

The numerical values of $a_\pm(\theta, \beta)$ for $\beta > \beta_c(\theta)$ are plotted against β for $\theta = 1/2$ on Fig. (5). The local estimates of Eq. (46) are shown in dotted lines.

To express the position of the extrema in the resetting rate, using the notations of Eq. (43) as well as the parametric equation (Eq. (26)) for β_c , we obtain

$$r_\pm(\theta, \beta_c(\theta) + \epsilon) - r_c(\theta) \underset{\epsilon \rightarrow 0^+}{\sim} \pm \frac{1 - e^{-r_c(\theta)^\theta}}{\theta r_c(\theta)^{\theta-1} \sqrt{e^{-r_c(\theta)^\theta} \left(-\frac{\theta}{2} + \beta_c(\theta) e^{-r_c(\theta)^\theta} \right)}} \sqrt{\epsilon}. \quad (47)$$

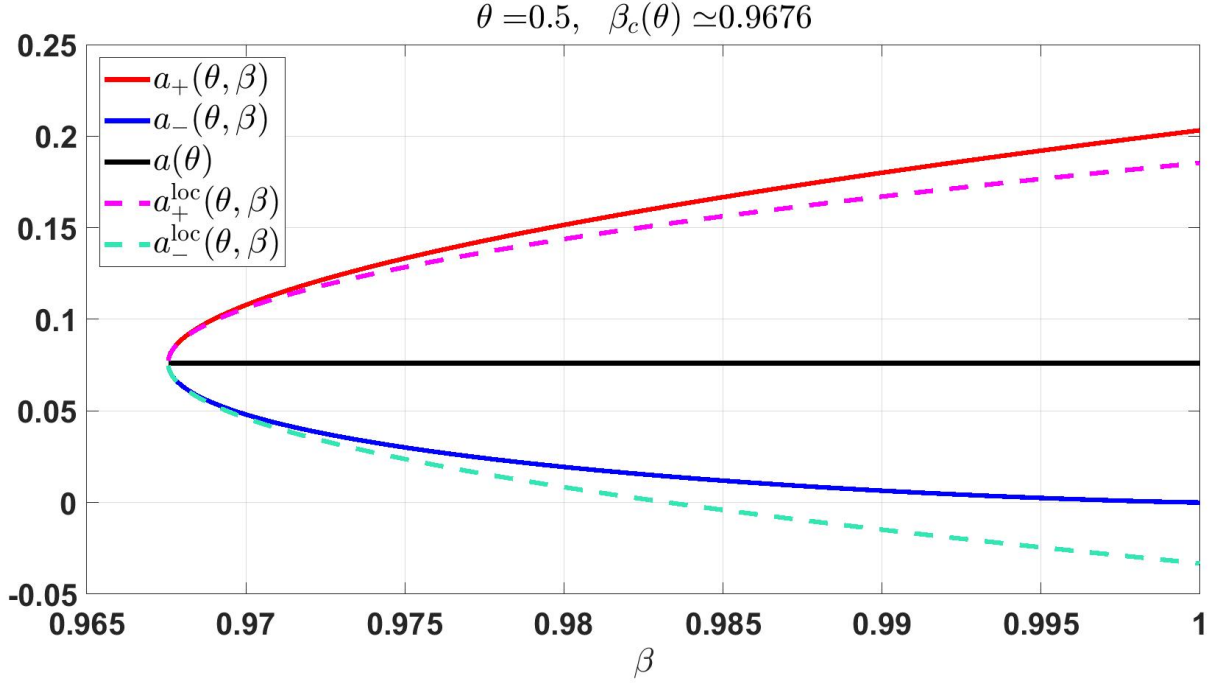


Figure 5: **The extrema $a_{\pm}(\theta, \beta)$ as a function of β for $\theta = 1/2$.** The extrema exist for $\beta > \beta_c(\theta)$. For β close to $\beta_c(\theta)$, the local behavior $a_{\pm}^{\text{loc}}(\theta, \beta)$ predicted by Eq. (46) is shown in dotted lines.

5 Discussion

We have introduced a simple prescription for renewal processes, with a probability $\beta \in]0, 1[$ to keeping the sign state at resetting events. It can be interpreted in terms of a single spin as follows. We consider a single spin whose sign state persists over a time drawn from the broad distribution ρ , as in [23]. We couple it to an external source of energy, which injects a random quantity of energy at Poisson-distributed times. The parameter β is the probability that the energy is greater than the fixed energy needed to flip the spin.

Renewal equations for observables of the model can easily be obtained by conditioning on the latest resetting event. We have illustrated this in detail in the case of the survival probability in the presence of a random trap at the origin. We have expressed the mean lifetime of the process in terms of the parameter θ and the value $\hat{\rho}(r)$ of the Laplace transform of the density function ρ of renewal times. The resetting prescription makes this mean lifetime finite, even for broad distributions of renewal times. The mean lifetime goes to 0 when the resetting rate goes to infinity (for any density function ρ). It goes to infinity when the resetting rate goes to 0 in the case of broad distributions.

If renewal times are drawn from a Lévy stable distribution of index θ , we have found that the behavior of the mean lifetime can be either a decreasing function of the resetting rate r , or exhibit two extrema, provided β is larger than a critical value $\beta_c(\theta)$. We have not been able to express this critical value of β in closed form, but we have obtained the corresponding phase diagram for (θ, β)

in $]0, 1[\times]0, 1[$ in parametric form. In particular, there are extrema of the mean lifetime (for some large-enough values of the index θ) if and only if the sign state is kept at resetting with probability $\beta > 1/2$. Moreover, the local behaviour of the resetting rates extremizing the mean lifetime, for values of beta close to $\beta_c(\theta)$, is given by the power law $\sqrt{\beta - \beta_c(\theta)}$, with a prefactor depending on the index θ .

We have disregarded the case $\beta = 1$, which corresponds to keeping the current sign state at every resetting event. However, this case is still described by the renewal equation, and the expression of the mean lifetime yields

$$\langle T^{(\alpha, r, \beta=1)} \rangle \frac{1 - \hat{\rho}(r)}{(1 - \alpha)r\hat{\rho}(r)} = \frac{1}{(1 - \alpha)} \frac{e^{r^\theta} - 1}{r}. \quad (48)$$

At large r the mean lifetime goes to infinity for any value of the index θ in $]0, 1[$, as it is beneficial to reset the position very frequently: resetting events avoid crossing the trap. Moreover, the mean lifetime exhibits a single minimum: in the case $\theta = 1/2$ (up to a factor of $(1 - \alpha)^{-1}$), the mean lifetime is identical to the mean time to absorption of a one-dimensional diffusive random walker [2] (with an absorbing trap at unit distance from the origin, unit diffusion constant and resetting to the origin at Poisson-distributed times with rate r).

The renewal approach we took can be applied to other observables of renewal processes under stochastic resetting, such as the mean backward recurrence time (the time elapsed since the latest epoch). Indeed these observables have been characterized in Laplace space in [24] (even for broad distributions characterized by an index θ in $]1, 2[$). Due to the structure of the renewal equations, the resetting rate is expected to act as a regulator and to make the mean backward recurrence time finite. Technically it becomes difficult to study extrema in the absence of an explicit formula for $\hat{\rho}$. It would be interesting to generalize the model to interacting spins, starting with two neighbouring spins whose interaction would be driven by two independent resetting processes switching their sign states.

A Existence of extrema

Consider the following function H , whose zeroes in the interval $]0, 1[$ correspond to extrema of the mean lifetime in the variable e^{-r^θ} :

$$H(x) := G(x) - P_{\theta, \beta}(x) = -x \log(x) + \frac{\beta}{\theta}(x - 1) \left(x - 1 + \frac{1}{\beta} \right). \quad (49)$$

Calculating the derivative,

$$H'(x) = -\log(x) - 1 + \frac{1}{\theta} + \frac{2\beta}{\theta}(x - 1). \quad (50)$$

As $-1 + \theta^{-1} > 0$ (because $\theta < 1$), we can choose β small enough so that the absolute value of the last term satisfies

$$\left| \frac{2\beta}{\theta}(x - 1) \right| < \frac{1}{2} \left(-1 + \frac{1}{\theta} \right). \quad (51)$$

for all x in $]0, 1[$. Hence if β is small enough, H is a strictly increasing function on $]0, 1[$. Moreover $H(1) = 0$, hence H has no zero on $]0, 1[$ if the sign-keeping probability β is small enough.

The second derivative reads

$$H''(x) = -\frac{1}{x} + \frac{2\beta}{\theta}. \quad (52)$$

It changes sign at $x_c := \frac{\theta}{2\beta}$. If β is close enough to 1, this value is in the interval $]0, 1[$. Substituting into Eq. (50) yields

$$H'(x_c) = -\log\left(\frac{\theta}{2\beta}\right) + \frac{1-2\beta}{\theta}. \quad (53)$$

When β goes to 1 at fixed θ , this quantity goes to $-\log(\theta/2) - \frac{1}{\theta}$, which is negative (because the function $y \mapsto \log(y/2) - 1/y$ is negative on $]0, 1[$). Hence $H'(x_c) < 0$ if β is large enough. Moreover, $H'(1) = -1 + \theta^{-1} > 0$, and $H'(x)$ goes to $+\infty$ when x goes to 0. Hence H' has two zeroes in $]0, 1[$, call them z_1 and z_2 , with $z_1 < z_2$. and we have the following variation table:

x	0	z_1	z_2	1	
$H'(x)$	+	0	-	0	+
$H(x)$	$\frac{\beta-1}{\theta}$	$\nearrow H(z_1)$	$\searrow H(z_2)$	\nearrow	0

The value $H(0)$ is negative, and $H(z_2)$ is negative. Hence H has two zeroes on $]0, 1[$ if $H(z_1) > 0$ (which happens if $H(x)$ is positive for some value of x in $]0, 1[$). When the parameter β goes to 1, at fixed x the quantity $H(x)$ goes to $x(-\log(x) + \theta^{-1}(x-1))$, which is positive for some values of x in $]0, 1[$. Hence the value $H(z_1)$ becomes positive when β is close enough to 1. The function H therefore has exactly two zeroes on the interval $]0, 1[$ for large β .

B Parametric equations for the index θ critical sign-keeping probability $\beta_c(\theta)$

Starting from the system in Eq. (25), let us express $\beta_c(\theta)\theta^{-1}$ and $\log a$ in two different ways, using each of the above equations:

$$\begin{cases} \log a &= \frac{\beta_c(\theta)}{\theta} \frac{1}{a} (a-1)(a-1+\beta_c(\theta)^{-1}) = \frac{\beta_c(\theta)}{\theta} (2a-2+\beta_c(\theta)^{-1}) - 1, \\ \frac{\beta_c(\theta)}{\theta} &= \frac{\log a + 1}{2a-2+\beta_c(\theta)^{-1}} = \frac{a \log a}{(a-1)(a-1+\beta_c(\theta)^{-1})}. \end{cases} \quad (54)$$

From the second condition in Eq. (54) we obtain the parametric expression of $\beta_c(\theta)$:

$$[(a-1)^2 + (a-1)\beta_c(\theta)^{-1}](\log a + 1) = 2a(a-1)\log a + (a \log a)\beta_c(\theta)^{-1}, \quad (55)$$

which upon simplification yields the expression of $\beta_c(\theta)$ reported in Eq. (26).

Moreover (from the second condition in Eq. 54),

$$\theta(\log a + 1) = 2(a - 1)\beta_c(\theta) + 1, \quad (56)$$

which by substitution yields the parametric expression of θ :

$$\begin{aligned} \theta &= \frac{1}{\log a + 1} (2(a - 1)\beta_c(\theta) + 1) = \frac{1}{\log a + 1} \left(2(a - 1) \frac{-\log a - 1 + a}{-\log a - 1 + 2a + a^2 \log a - a^2} + 1 \right) \\ &= -\frac{1}{\log a + 1} \left(\frac{\log a + 1 - 2a \log a - 2a + a^2 \log a + a^2}{\log a + 1 - 2a - a^2 \log a + a^2} \right), \end{aligned} \quad (57)$$

which yields the expression reported in Eq. (27).

C Local expression of extrema

The Taylor expansion of Eq. (45) at order two in the parameters α and ϵ reads

$$\begin{aligned} G(a_c) + G'(a_c)\alpha + \frac{1}{2a_c}\alpha^2 + o(\alpha^2) \\ = \left(1 + \frac{\epsilon}{\beta_c} \right) (a_c - 1 + \alpha) \left(a_c - 1 + \frac{1}{\beta_c} + \alpha - \frac{\epsilon}{\beta_c^2} + \frac{\epsilon^2}{\beta_c^3} + o(\epsilon^2) \right), \end{aligned} \quad (58)$$

where we have used $G''(x) = x^{-1}$. By definition of the quantity a_c , the terms of order 0 in α in the above expression sum to zero. Expanding on the r.h.s. we obtain an expression of the form

$$\frac{1}{2a_c}\alpha^2 + o(\alpha^2) = E\epsilon + M\alpha\epsilon + A\alpha^2 + Q\epsilon^2 + o(\alpha^2, \epsilon^2), \quad (59)$$

for some constant coefficients denoted by E, M, A, Q , or

$$0 = E\epsilon + \gamma\alpha^2 + M\alpha\epsilon + Q\epsilon^2 + o(\alpha^2, \epsilon^2), \quad \text{with } \gamma = A - \frac{1}{2a_c}. \quad (60)$$

The only way to ensure that the terms of order α sum to zero is for the two leading terms to compensate each other, which implies that ϵ is of order α^2 :

$$0 = E\epsilon + \gamma\alpha^2 + o(\alpha^2). \quad (61)$$

Hence the leading term in the expression of α in terms of ϵ :

$$\alpha = \pm \sqrt{\frac{E}{-\gamma}} \sqrt{\epsilon} (1 + o(1)). \quad (62)$$

It is enough to calculate A and E from the product of the three factors on the r.h.s. of Eq. (58).

$$\begin{aligned} A &= \frac{\beta_c}{\theta}, \\ \gamma &= \frac{\beta_c}{\theta} - \frac{1}{2a_c}, \\ E &= \frac{\beta_c}{\theta} \times \frac{1}{\beta_c} \times (a_c - 1) \times (a_c - 1 + \frac{1}{\beta_c}) \frac{\beta_c}{\theta} \times (a_c - 1) \times \left(-\frac{1}{\beta_c^2} \right) = \frac{1}{\theta} (a_c - 1)^2. \end{aligned} \quad (63)$$

The values of the parameter $a = a_c + \alpha$ corresponding to the two intersections of the graphs of G and $P_{\theta, \beta_c(\theta) + \epsilon}$ are obtained by substituting these values into Eq. (62), leading to the expressions reported in Eq. (46).

Acknowledgements

It is a pleasure to thank Linglong Yuan for discussions and correspondence.

References

- [1] M. R. Evans and S. N. Majumdar, “Diffusion with stochastic resetting,” *Physical review letters*, vol. 106, no. 16, p. 160601, 2011.
- [2] M. R. Evans and S. N. Majumdar, “Diffusion with optimal resetting,” *Journal of Physics A: Mathematical and Theoretical*, vol. 44, no. 43, p. 435001, 2011.
- [3] S. Gupta, S. N. Majumdar, and G. Schehr, “Fluctuating interfaces subject to stochastic resetting,” *Physical review letters*, vol. 112, no. 22, p. 220601, 2014.
- [4] M. R. Evans and S. N. Majumdar, “Run and tumble particle under resetting: a renewal approach,” *Journal of Physics A: Mathematical and Theoretical*, vol. 51, no. 47, p. 475003, 2018.
- [5] M. R. Evans and S. N. Majumdar, “Effects of refractory period on stochastic resetting,” *Journal of Physics A: Mathematical and Theoretical*, vol. 52, no. 1, p. 01LT01, 2018.
- [6] P. Grange, “Steady states in a non-conserving zero-range process with extensive rates as a model for the balance of selection and mutation,” *Journal of Physics A: Mathematical and Theoretical*, vol. 52, no. 36, p. 365601, 2019.
- [7] P. Grange, “Non-conserving zero-range processes with extensive rates under resetting,” *Journal of Physics Communications*, vol. 4, no. 4, p. 045006, 2020.
- [8] P. Grange, “Entropy barriers and accelerated relaxation under resetting,” *Journal of Physics A: Mathematical and Theoretical*, 2020.
- [9] X. Durang, M. Henkel, and H. Park, “The statistical mechanics of the coagulation–diffusion process with a stochastic reset,” *Journal of Physics A: Mathematical and Theoretical*, vol. 47, no. 4, p. 045002, 2014.
- [10] M. Magoni, S. N. Majumdar, and G. Schehr, “Ising model with stochastic resetting,” *Physical Review Research*, vol. 2, no. 3, p. 033182, 2020.
- [11] P. Grange, “Aggregation with constant kernel under stochastic resetting,” *Journal of Physics A: Mathematical and Theoretical*, 2021.

- [12] P. Grange, “Susceptibility to disorder of the optimal resetting rate in the Larkin model of directed polymers,” *Journal of Physics Communications*, vol. 4, p. 095018, sep 2020.
- [13] G. Peretto, F. Carollo, M. Magoni, and I. Lesanovsky, “Designing nonequilibrium states of quantum matter through stochastic resetting,” *Physical Review B*, vol. 104, no. 18, p. L180302, 2021.
- [14] J. Q. Toledo-Marin and D. Boyer, “First passage time and information of a one-dimensional Brownian particle with stochastic resetting to random positions,” *arXiv preprint arXiv:2206.14387*, 2022.
- [15] P. Grange, “Winding number of a brownian particle on a ring under stochastic resetting,” *Journal of Physics A: Mathematical and Theoretical*, vol. 55, no. 15, p. 155003, 2022.
- [16] M. Sarkar and S. Gupta, “Synchronization in the Kuramoto model in presence of stochastic resetting,” *arXiv preprint arXiv:2203.00339*, 2022.
- [17] A. Masó-Puigdellosas, D. Campos, and V. Méndez, “Conditioned backward and forward times of diffusion with stochastic resetting: a renewal theory approach,” *arXiv preprint arXiv:2205.01613*, 2022.
- [18] P. Grange, “Voter model under stochastic resetting,” *arXiv preprint arXiv:2207.08590*, 2022.
- [19] D. Beysens and C. Knobler, “Growth of breath figures,” *Physical review letters*, vol. 57, no. 12, p. 1433, 1986.
- [20] A. Bray, B. Derrida, and C. Godreche, “Non-trivial algebraic decay in a soluble model of coarsening,” *EPL (Europhysics Letters)*, vol. 27, no. 3, p. 175, 1994.
- [21] B. Derrida, V. Hakim, and V. Pasquier, “Exact exponent for the number of persistent spins in the zero-temperature dynamics of the one-dimensional potts model,” *Journal of statistical physics*, vol. 85, no. 5, pp. 763–797, 1996.
- [22] S. N. Majumdar, C. Sire, A. J. Bray, and S. J. Cornell, “Nontrivial exponent for simple diffusion,” *Physical review letters*, vol. 77, no. 14, p. 2867, 1996.
- [23] A. Baldassarri, J. Bouchaud, I. Dornic, and C. Godreche, “Statistics of persistent events: An exactly soluble model,” *Physical Review E*, vol. 59, no. 1, p. R20, 1999.
- [24] C. Godrèche and J. Luck, “Statistics of the occupation time of renewal processes,” *Journal of Statistical Physics*, vol. 104, no. 3, pp. 489–524, 2001.
- [25] G. De Smedt, C. Godreche, and J. Luck, “Statistics of the occupation time for a class of gaussian markov processes,” *Journal of Physics A: Mathematical and General*, vol. 34, no. 7, p. 1247, 2001.
- [26] J. Lamperti, “An occupation time theorem for a class of stochastic processes,” *Transactions of the American Mathematical Society*, vol. 88, no. 2, pp. 380–387, 1958.

- [27] C. Godrèche, S. N. Majumdar, and G. Schehr, “Statistics of the longest interval in renewal processes,” *Journal of Statistical Mechanics: Theory and Experiment*, vol. 2015, no. 3, p. P03014, 2015.
- [28] C. Godrèche, “Non stationarity of renewal processes with power-law tails,” *arXiv preprint arXiv:1909.11540*, 2019.
- [29] C. Godrèche, “Poisson points, resetting and universality,” *arXiv preprint arXiv:2302.06536*, 2023.
- [30] L. Kusmierz, S. N. Majumdar, S. Sabhapandit, and G. Schehr, “First order transition for the optimal search time of Lévy flights with resetting,” *Physical review letters*, vol. 113, no. 22, p. 220602, 2014.
- [31] D. Campos and V. Méndez, “Phase transitions in optimal search times: how random walkers should combine resetting and flight scales,” *Physical Review E*, vol. 92, no. 6, p. 062115, 2015.
- [32] H. Pollard, “The representation of e^{-x^λ} as a laplace integral,” *Bulletin of the American Mathematical Society*, vol. 52, no. 10, pp. 908–910, 1946.
- [33] K. Penson and K. Górska, “Exact and explicit probability densities for one-sided Lévy stable distributions,” *Physical review letters*, vol. 105, no. 21, p. 210604, 2010.