

Emergent Unparticles Dark Energy can restore cosmological concordance

Ido Ben-Dayan¹ and Utkarsh Kumar¹

¹*Physics Department, Ariel University, Ariel 40700, Israel*

(Dated: February 2, 2023)

Addressing the discrepancy between the late and early time measurements of the Hubble parameter, H_0 , and the so-called S_8 parameter has been a challenge in precision cosmology. Several models are present to address these tensions, but very few of them can do so simultaneously. In the past, we have suggested Banks-Zaks/Unparticles as an emergent Dark Energy model and claimed that it can ameliorate the Hubble tension. In this work, we test this claim and perform a likelihood analysis of the model and its parameters are given current data and compare it to Λ CDM. The model offers a possible resolution of Hubble tension and softens the Large Scale Structure (LSS) tension without employing a scalar field or modifying the gravitational sector. Our analysis shows a higher value of $H_0 \sim 70 - 73$ km/sec/Mpc and a slightly lower value of S_8 for various combinations of data sets. Consideration of Planck CMB data combined with the Pantheon sample and SH0ES priors lowers the H_0 and S_8 tension to 0.96σ and 0.94σ respectively with best-fit $\Delta\chi^2 \approx -10$ restoring cosmological concordance. Significant improvement in the likelihood persists for other combinations of data sets as well. Evidence for the model is given by inferring one of its parameters to be $x_0 \simeq -4.36$.

I. INTRODUCTION

The Concordance Model of Cosmology also known as Λ CDM is well established considering recent cosmological observations [1–16]. The model attributes about 70% of its energy density to a cosmological constant (CC) or more generally Dark Energy (DE). DE drives the present acceleration of the Universe and is a parameterization of our ignorance. Many dynamical models that explain the observed acceleration have been put forward [17–20]. Nevertheless, the most economical solution - the CC, is still an excellent fit for the data. In

the past decade, accumulated evidence from various astrophysical probes raises questions on the validity of Λ CDM. While the model is consistent with each probe separately, the best-fit value of cosmological parameters defers by several standard deviations. The reasons may be some unaccounted systematic errors in the different measurements [21], but it may very well be a signal for New Physics [22–29]. The tensions we are most interested in are the Hubble tension - which is the most pronounced one, at the level of $> 4\sigma$ and the S_8 tension [30–34], at the level of $2 - 3\sigma$. Many attempts to reconcile these discrepancies have been put forward [35–41]. However, it seems that many suggestions that reduce the Hubble tension seem to increase the S_8 one [42].

Recently [43–45], we have suggested that Dark Energy is due to a Banks-Zaks theory slightly removed from its conformal fixed point and at finite temperature. The theory acts as a perfect fluid. Because the theory is away from the fixed point the energy density and pressure receive a correction that depends on the anomalous dimension and is temperature dependent [46]. At high temperatures, the fluid behaves as radiation, and as the temperature decreases with the expansion of the Universe, the correction becomes significant and the fluid behaves as DE and asymptotes to a CC at future infinity.

It is important to note that this behavior is due to the dynamical behavior of the fluid in the FLRW background. Moreover, the DE behavior is not due to some fundamental degree of freedom, but due to the thermodynamical behavior of the fluid. It is an emergent collective macroscopic phenomenon. As such, it is free of initial conditions and fine-tuning problems that are common in the DE literature and has a built-in tracker mechanism. It does not modify gravity and does not include a scalar field with a potential so it is free of the Swampland conjectures [47–49]. Therefore, it is rather unique compared to other DE models in the literature. In [44, 45] we have analyzed the predictions of the model and showed that it is stable. The most notable predictions with respect to Λ CDM are that there is a contribution to N_{eff} - number of relativistic degrees of freedom at decoupling, and a deviation from $w_{DE} = -1$ - the equation of state of DE, that may be measured in the future. The model also predicts small deviations from the growth rate of perturbations in Λ CDM, which will be rather difficult to measure. Other interesting constraints can come from its interaction with the CMB [50]. Finally, we claimed that the model can ameliorate the Hubble tension.

In this work, we perform a likelihood analysis of our model, dubbed "Emergent Unpar-

ticles Dark Energy” (UDE), and derive constraints on the parameters of the model. We consider several data sets - CMB measurements of Planck alone, as well as adding Planck lensing, BAO, DES, and supernovae data - the Pantheon sample and the SH0ES result. The model provides a significantly better fit to the data compared to Λ CDM, at the level of $\Delta\chi^2 = -2.1 - -10.4$. Most importantly, it reduces the Hubble tension with $H_0 \gtrsim 70$ km/s/Mpc in accord with supernovae type Ia (SNIa) measurements and slightly reduces the S_8 tension to $S_8 \simeq 0.78 - 0.816$. Hence, we have an economical model that relieves existing tensions without introducing new ingredients and is based on collective phenomena. Future cosmological observations can further test the UDE model by measuring $N_{eff, w_{DE}}$ or deviations in the growth of perturbations from the Λ CDM predictions.

The manuscript is organized as follows. We first describe in length the existing Hubble and S_8 tensions. In section III we review the UDE model and its deviation from Λ CDM. We then list the different data sets that we use in section IV. In V we describe our results. We then conclude in VI.

II. EXISTING COSMIC TENSIONS

In general, one can consider various tensions or anomalies in cosmological data discussed below. We focus on two celebrated ones - the Hubble tension and the S_8 or Large Scale Structure (LSS) tension.

A. The Hubble (H_0) tension

The Hubble tension arises from a discrepancy in the measurements of the present value of the Hubble parameter, H_0 using probes of the early and late Universe. Assuming Λ CDM, the Planck 2018 CMB data infers $H_0 = 67.4 \pm 0.5$ km/sec/Mpc [1]. On the other hand, local direct measurements of SNIa like SH0ES report $H_0 = 73.04 \pm 1.04$ km/sec/Mpc [15] for the Λ CDM Universe. The inferred value of H_0 from CMB is derived from the direct measurements of the angular size of the acoustic scale in the CMB power spectrum while SH0ES measurement is the result of the construction of a cosmic ladder (distance-redshift relation). Currently, there is a $\sim 5\sigma$ discrepancy between these measurements. However, in addition to the aforementioned experiments, the discrepancy in present-day Hubble value

(H_0) persists even if some other cosmological probe is used to infer the H_0 . For example, one can use the combination of data from Big Bang Nucleosynthesis (BBN), Large Scale Structure data, and Baryonic Acoustic Oscillations measurements resulting in a value of H_0 that is $3.2 - 3.6\sigma$ away from SH0ES [51–53].

If one assumes that this tension is not due to any experimental systematics, then the measurements are misinterpreted within the Λ CDM model. This fact drives the search for New Physics that resolves the tension. The SH0ES measurement is model-independent, which motivates us to build a model which predicts the increase in the CMB-derived Hubble value to the same as SH0ES. Tons of efforts have been made to increase the value of H_0 . These efforts act in accordance with one of the options to increase the CMB-derived H_0 value: (i) Modification in pre-recombination sound speed, (ii) Modification of the energy density of dark energy before or after recombination, or a combination of both.

The UDE model and its time-dependent equation of state act as a cosmological constant at late times and evolve as radiation at early times, so it belongs to the second type. However, the reduction of the H_0 tension is a byproduct of the UDE model, and not an additional tuning or requirement. We will review the model in the next section.

B. The LSS (S_8) tension

In addition to the H_0 tension, data from cosmic shear and galaxy clustering surveys which independently constrain the amplitude of variance in matter fluctuations is quantified as S_8 ,

$$S_8 = \sigma_8 \left(\frac{\Omega_m}{0.3} \right)^{0.5}. \quad (1)$$

Here σ_8 is the measure of the rms amplitude of linear matter density fluctuations over a sphere of radius $R = 8Mpc/h$ today, and Ω_m is the relative matter-energy density of the Universe today. σ_8 is defined by the following integral:

$$\langle \sigma_8 \rangle^2 = \frac{1}{2\pi^2} \int \frac{dk}{k} W^2(kR) k^3 P(k), \quad (2)$$

where $P(k)$ is the linear matter power spectrum calculated today and $W(kR)$ is spherical top-hat filter of radius $R = 8Mpc/h$.

There is $2 - 3\sigma$ tension between S_8 measured from the data from large-scale structure and Planck CMB data. In particular, CMB derived S_8 comes out to be 0.834 ± 0.016 [1]

while Dark Energy Survey measures $S_8 = 0.776 \pm 0.017$ from the combined analysis of the clustering and lensing of foreground and background galaxies respectively [13]. Weak lensing surveys such as KiDS report $S_8 = 0.759_{-0.021}^{+0.024}$ [54], and see also [55] that cross-correlate DESI Luminous Red Galaxies and Planck CMB lensing resulting in $S_8 = 0.73 \pm 0.03$.

III. DARK ENERGY FROM UNPARTICLES

A. Background Cosmology

We consider the flat Friedmann-Lemaitre-Robertson-Walker (FLRW) Universe filled with unparticles, radiation, and matter with the Friedmann equations,

$$3H^2 = \rho_r + \rho_m + \rho_u, \quad (3)$$

$$\dot{H} = -\frac{1}{2} \left(\frac{4}{3} \rho_r + \rho_m + \rho_u + p_u \right). \quad (4)$$

where ρ_r and ρ_m are the energy density of radiation and matter content of the Universe, that scale as a^{-4} and a^{-3} respectively. Unparticles' energy density and pressure are defined as

$$\rho_u \simeq \sigma T^4 + BT^{4+\delta} \equiv \sigma T_c^4 y^4 \left(1 - \frac{4(\delta+3)y^\delta}{3(\delta+4)} \right), \quad (5)$$

$$p_u \simeq \frac{1}{3}\sigma T^4 + \frac{B}{\delta+3} T^{4+\delta} \equiv \frac{1}{3}\sigma T_c^4 y^4 \left(1 - \frac{4y^\delta}{\delta+4} \right), \quad (6)$$

where σ is the "Stefan-Boltzman constant" that measures the number of degrees of freedom, $\delta = a + \gamma$, $a > 0$ is a constant which determines the β function around the IR fixed point, γ is an anomalous dimension, $y = \frac{T}{T_c}$ is the dimensionless temperature of unparticles and T_c , defined in terms of unparticles parameters as $T_c = \left[\frac{4(\delta+3)}{3(\delta+4)} \left(-\frac{\sigma}{B} \right) \right]^{1/\delta}$, is the temperature of unparticles at which $\rho_u + p_u = 0$, [43, 44]. A unique feature of the model is that the unparticles equation of state is time or temperature dependent. At high temperatures, i.e. for $T \gg \Lambda_U$ (where Λ_U is a cut-off scale of the theory), Banks-Zaks (BZ) particles are coupled to the standard model with energy density $\rho = \sigma_{BZ} T^4$ while below the Λ_U scale, the BZ sector decouples from SM and the BZ sector is called unparticles.¹ Positive ρ_u and T_c require

¹ Note that the issue of DE from unparticles has already been partially investigated in [56–58]. In [56] the authors considered scalar unparticles with a mass as a function of scaling dimension of unparticles. In addition to that Unparticles also have been studied in framework of general relativity and loop quantum cosmology [57, 58] where authors discuss the stability of unparticles interacting with radiation.

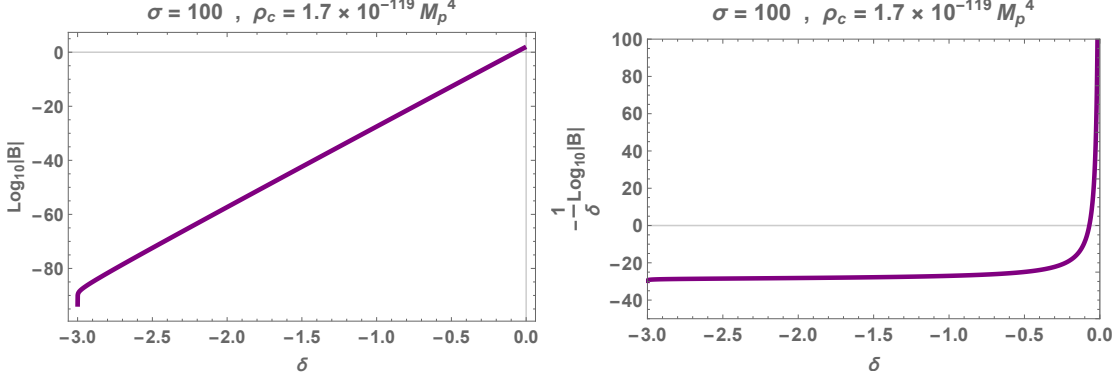


FIG. 1: *Left panel: The dependence of B on δ such that the energy density of unparticles accounts for the energy density of DE today $\Omega_{DE,0}$. Right panel: A comparison of B with respect to the Planck scale. B has dimensions of $M_p^{-\delta}$. Note that $\delta \sim -0.068$ one obtains B is equal to the Planck scale. In all cases, we take $\sigma = 100$.*

$-3 \leq \delta \leq 0$ and $B < 0$. This particular range of δ ensures that the evolution fulfills the Null Energy Condition. At early times unparticles are in thermal equilibrium with the SM, implying $T_u \sim T_r$, where T_u and T_r are unparticles and radiation temperature, respectively. At late times unparticles decouple and asymptote to a CC. This UDE scenario naturally resolves the fine-tuning problem of many DE models. The scenario also exhibits a built-in tracker mechanism [59], in which the energy density of unparticles tracks the radiation throughout the evolution, until it shifts relatively rapidly to a CC-like behavior, making the model immune to initial conditions problem. It is straightforward to write down the temperature (y), energy density (ρ_u) and equation of state (w_u) for unparticles at late-times, $y \gtrsim 1$ as a function of redshift:

$$y(z) \simeq 1 + (1+z)^3 (y_0 - 1), \quad (7)$$

$$\rho_u(z) \simeq -\frac{\delta \sigma T_c^4}{3(\delta+4)} (1 + (1+z)^3 4(\delta+4)(y_0 - 1)), \quad (8)$$

$$w_u \simeq -1 + (1+z)^3 4(\delta+4)(y_0 - 1). \quad (9)$$

The connection between the energy density of DE according to the data [1], $\rho_c \simeq 1.7 \times 10^{-119} M_p^4$, and the parameters of the model is given by:

$$\rho_c = -\frac{\delta}{3(4+\delta)} \left(-\frac{4\sigma}{3B} \frac{(\delta+3)}{(\delta+4)} \right)^{\frac{4}{\delta}} \quad (10)$$

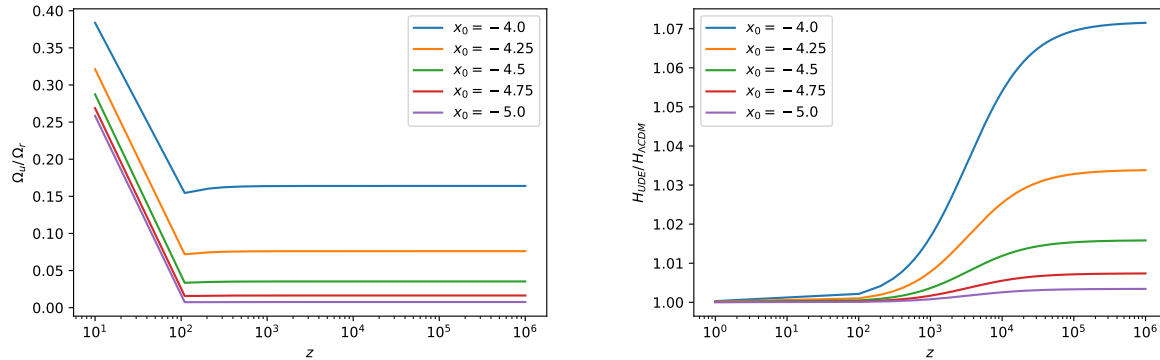


FIG. 2: *Left panel: Ratio of unparticles energy density to the radiation energy density for different values of $x_0 \in [-5.0, -4.0]$, where $y_0 = 1 + 10^{x_0}$. Right panel: The ratio between the Hubble parameter in UDE to that of Λ CDM as a function of redshift. Both plots show the different background behavior of the UDE model as a function of redshift. We have used the best-fit values for the cosmological parameters for Planck 2018 for both models given in Table II in these plots.*

In Fig. 1, we illustrate the parameter space for permissible values of B as a function of δ , which reproduces the current energy density of DE. Considering $\sigma = 100$, notice that this energy scale $B^{-1/\delta}$ could be in a huge span of energies, $10^{-30} M_p < B^{-1/\delta} < M_p$. Finally, in Fig. 2, we illustrate the evolution of the ratio of the energy density of unparticles to the energy density of the radiation content of the Universe (left panel) and the evolution of the ratio of the Hubble parameter UDE and Λ CDM cosmologies given the same initial value at $z = 0$ in the right panel. The initial value has been taken as the Λ CDM one from Table II, $H_0 = 67.3$ and the increase in the Hubble parameter as a function of redshift by a few percent in UDE is obvious.

B. Perturbations

Next, we move to the evolution of perturbations in the presence of unparticles. Perturbations to the FLRW background give rise to CMB and the structure that we see today. We study the evolution of linear perturbations using the publicly available Einstein-Boltzmann equation solver code `CAMB` [60]. We modify the `CAMB` dark energy module in order to study the evolution of background and perturbation. We use the perfect fluid prescription of unparticles. In a spatially flat universe, the evolution of the density contrast δ_u and the fluid

velocity θ_u of unparticles are governed by the following equations [61].

$$\begin{aligned}\delta'_u &= -(1 + w_u) (\theta_u - 3\Phi') - \frac{a'}{a} \left(\frac{\delta p_u}{\delta \rho_u} - w_u \right) \delta_u, \\ \theta'_u &= -\frac{a'}{a} (1 - 3w_u) \theta_u - \frac{w'_u}{1 + w_u} \theta_u + \frac{\frac{\delta p_u}{\delta \rho_u}}{1 + w_u} k^2 \delta_u + k^2 \Phi\end{aligned}\quad (11)$$

where $\frac{\delta p_u}{\delta \rho_u}$ is the adiabatic sound speed and Φ is the gravitational potential. These equations are solved numerically while assuming adiabatic initial conditions.

Hence, we can analyze the effect of UDE on CMB and matter power spectra. In Fig (3) we show the CMB temperature spectrum $D_\ell^{TT} = [\ell(\ell + 1)]^2 C_\ell^{TT} / 2\pi$ for different values of x_0 and the fractional change ΔD_ℓ^{TT} . We choose the best-fit values of cosmological parameters from the `Planck 2018` derived for both models. It is clear from the left panel in Fig 3 that a decrease in the present temperature of unparticles leads to suppression in peaks of D_ℓ^{TT} while the right panel shows the amplification in D_ℓ^{TT} for $\ell \in (10 - 1000)$ and oscillations in residual of D_ℓ^{TT} for large $\ell > 10^3$. It will be interesting to understand these amplifications and oscillations as late or early-time integrated Sachs-Wolfe (ISW) signals [62–64].

We then investigate the UDE affecting observables beyond the CMB temperature and polarization power spectra. The left panel of Fig 4 shows the increase in the nonlinear matter power spectrum as a result of a decrease in unparticles' temperature. The right panel again shows the departure of the matter power spectrum of the UDE scenario with respect to Λ CDM. We see the oscillatory departure from the Λ CDM at small scales.

IV. DATA

The inferred values of the cosmological parameters have certain dependence on the data sets used. Different combinations of data sets will result in somewhat different values. We use various data sets to constrain the UDE model and compare the results to Λ CDM. We modify the publicly available Einstein-Boltzmann code `CAMB` [60] in conjunction with `Cobaya` [65] to perform the Markov-Chain Monte Carlo (MCMC) simulations. In our analysis, we use the following publicly available data sets:

- `Planck 2018 CMB` : First, we consider the `Planck 2018` likelihood for the CMB data, which consists of the low- l TT, low- l EE, and high- l TTEETE power spectra [2]. We also use the `Planck 2018` lensing likelihood [3], which has an important role in the LSS analysis of the Late Universe.

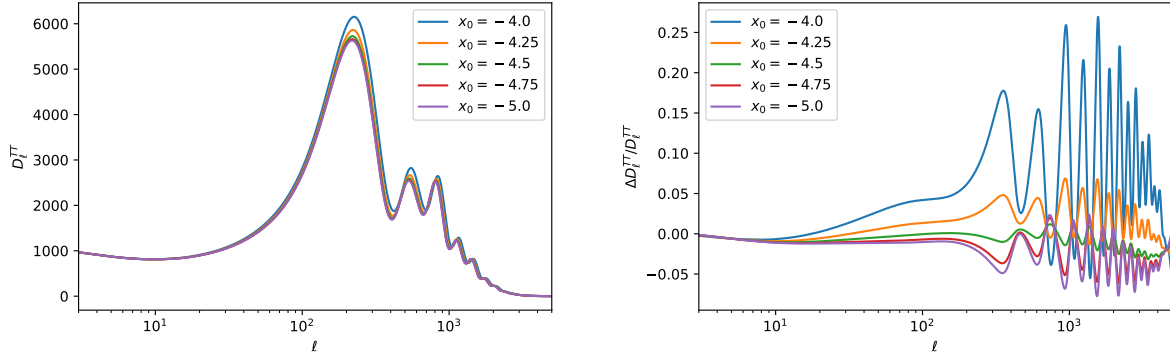


FIG. 3: Left Panel: Plot of CMB temperature anisotropy power spectra for different x_0 . The peaks of the temperature spectrum D_ℓ^{TT} are suppressed as we decrease x_0 . Right Panel: Residuals ΔD_ℓ^{TT} for UDE with respect to Λ CDM using the best fit values of $H_0 = 69.99$ km/sec/Mpc and $H_0 = 67.3$ km/sec/Mpc, respectively.

- Baryon Acoustic Oscillations (BAO) and RSD measurements: We use the measurements from the SDSS DR7 Main Galaxy Sample (MGS) [4] and 6dF galaxy survey [5] measurements at $z = 0.15$ and $z = 0.106$ respectively. In addition to that, we also include BAO and $f\sigma_8$ measurements (where f is the linear growth rate) from BOSS DR12 & 16 at $z = 0.38, 0.51, 0.68$ [6–9], QSO measurements at $z = 1.48$ [10, 11] and Ly- α auto-correlation and cross-correlation with QSO at $z = 2.2334$ [12].
- DES: Dark Energy Survey includes measurements from shear-shear, galaxy-galaxy, and galaxy-shear two-point correlation functions, referred to as "3 \times 2 pt", measured from 26 million source galaxies in four redshifts bins and 650,000 luminous red lens galaxies in five redshifts bins, for the shear and galaxy correlation functions [13]. DES 3 \times 2 pt likelihood gives $S_8 = 0.773_{-0.020}^{+0.026}$ and $\Omega_m = 0.267_{-0.017}^{+0.030}$ for Λ CDM model.
- Supernovae Pantheon: The Pantheon data set is a collection of the absolute magnitude of 1048 supernovae distributed in redshift interval $0.01 < z < 2.26$ [14]. Many times we will simply refer to this data set as SN.
- H_0 from SH0ES: We use latest local measurement of $H_0 = 73.04 \pm 1.4$ km/sec/Mpc from the SH0ES team [66]. Many times we will simply refer to this data set as H_0 .

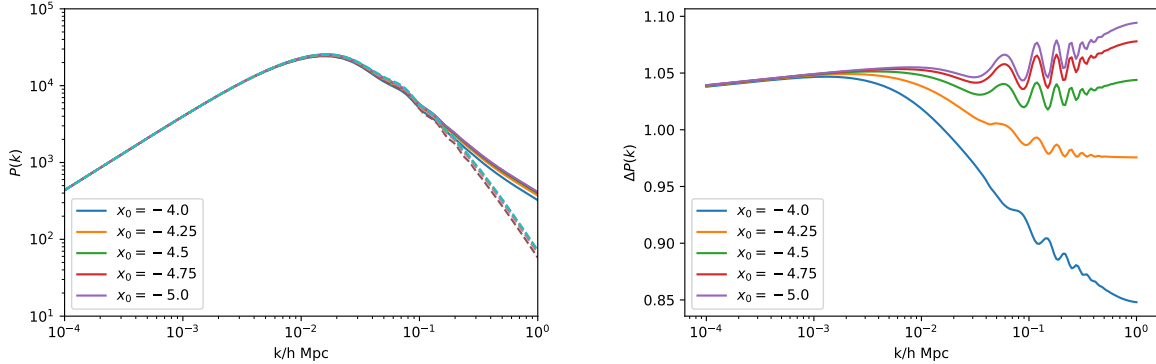


FIG. 4: Left Panel: The Non-linear (solid) and linear (dashed) matter power spectrum $P(k)$ at $z = 0$ for the UDE model that fits the primary CMB data. The amplitude of $P(k)$ in the range $0.1 h/\text{Mpc} \leq k \leq 1h/\text{Mpc}$ decreases for higher temperature of unparticles today. Right panel: Ratio of UDE and ΛCDM non-linear matter power spectra at $z = 0$. The model parameters are the same as in the previous figures. The suppression in the amplitude of $P(k)$ has a significant role in the change of σ_8 and hence S_8 . This decrease in S_8 is the result of shifts in standard cosmological parameters in the UDE model.

V. CONSTRAINTS ON UNPARTICLES DARK ENERGY

A. Priors

Let us compare the cosmological parameter constraints on UDE and ΛCDM . We fit the different data sets described in the previous section alone or several of them combined together. We fix the parameter $\delta = -3$ because it allows quick implementation of the model in CAMB. However, we have verified that any value of δ lying in the range $[-3, 0]$ will not considerably affect the cosmological observables using compressed likelihoods [67]. The other free parameter of the UDE model is the present value of unparticles dimensionless temperature y_0 , which we set free. For numerical implementation, we parameterize y_0 as $1 + 10^{x_0}$ where $y_0 = 1$ shows the temperature of unparticles at future infinity and adopt a uniform prior $x_0 \in [-4.5, -3]$. Except for x_0 we constrain the other standard cosmological parameters for both cosmologies - the baryon matter density $\Omega_b h^2$, the cold dark matter density $\Omega_c h^2$, the amplitude of primordial curvature spectrum amplitude A_s evaluated at suitable pivot scale, $k = 0.05 Mpc^{-1}$ along with its tilt n_s , and the reionization optical depth

TABLE I: Priors used on various free parameters of Λ CDM and Unparticles model* for MCMC analysis

Parameter	Prior
$\Omega_b h^2$	[0.005, 0.1]
$\Omega_c h^2$	[0.001, 0.99]
H_0	[20, 100]
τ_{reio}	[0.01, 0.8]
$\ln(10^{10} A_s)$	[1.6, 3.9]
n_s	[0.8, 1.2]
x_0^*	[-4.5, -3]

τ_{reio} . We use the standard three neutrino description with one massive with mass, $m_\nu = 0.06$ eV, and two massless neutrinos. Table I lists the priors for different parameters for all cosmologies described above. In each subsection, we explain the reasons for choosing the particular combination of data sets.

B. Results

1. Primary Planck 2018

We first consider the *Planck* 2018 primary CMB TT, TE, and EE power spectrum data, as it is one of the main drivers of the tension. We have analyzed the Pantheon data only in [45]. The constraints on cosmological parameters at $1\text{-}\sigma$ CL are tabulated in Table II. We find a bound on $x_0 < -4.40$ at 68 % CL. A comparison of the posterior distributions in UDE and Λ CDM is presented in Fig 5. We find the Hubble constant in UDE to be $H_0 = 69.99^{+0.84}_{-1.1}$ km/sec/Mpc, shifted upwards compared to Λ CDM for the same data, $H_0 = 67.30 \pm 0.65$ km/sec/Mpc with slightly larger error bars. We also find $S_8 = 0.819 \pm 0.021$ with significantly lower value than the Λ CDM value $S_8 = 0.833 \pm 0.017$. However, this value of S_8 is still larger than the DES-only result. The possible reason for reducing the Planck derived S_8 value towards the lower S_8 from DES is the reduction of total matter density (Ω_m) to 0.303 ± 0.011 in UDE from the Λ CDM scenario $\Omega_m = 0.3162 \pm 0.008$ while keeping the σ_8

value almost same.

Constraints from *Planck* 2018 CMB

Parameter	Λ CDM	UDE
$\ln(10^{10} A_s)$	3.045 ± 0.017 (3.042)	3.037 ± 0.019 (3.038)
n_s	0.9647 ± 0.0047 (0.9649)	0.9689 ± 0.0054 (0.968)
$\Omega_b h^2$	0.02236 ± 0.00016 (0.02234)	0.02267 ± 0.00023 (0.0226)
$\Omega_c h^2$	0.1202 ± 0.0014 (0.1204)	$0.1249^{+0.0017}_{-0.0019}$ (0.1240)
τ_{reio}	0.0541 ± 0.0082 (0.05268)	0.0559 ± 0.0091 (0.0538)
Age	13.799 ± 0.027 (13.80)	$13.43^{+0.10}_{-0.049}$ (13.52)
x_0	-	< -4.40 (-4.49)
H_0	67.30 ± 0.65 (67.14)	$69.99^{+0.84}_{-1.1}$ (69.14)
σ_8	0.8117 ± 0.0079 (0.8128)	0.815 ± 0.010 (0.814)
S_8	0.833 ± 0.017 (0.836)	0.819 ± 0.021 (0.825)
Ω_m	0.3162 ± 0.0089 (0.3182)	0.303 ± 0.011 (0.308)
low- ℓ TT	23.32	22.67
low- ℓ EE	395.85	395.98
high- ℓ TTTEEE	2344.99	2347.65
Total χ^2	2764.17	2766.31
$\Delta\chi^2$	0	2.14

TABLE II: The mean $\pm 1\sigma$ (best-fit) constraints on the cosmological parameters inferred from the *Planck* 2018 CMB data only (TTEETE) for Λ CDM and UDE scenario. The constraints are reported at the 68 % CL. We also report the χ^2_{min} for each model and data sets. We find that H_0 and S_8 are reduced to 1.7σ and 1.37σ with SHOES and DES measurements respectively. We find an upper bound on unparticles temperature today $x_0 < -4.40$.

The goodness-of-fit to the primary CMB anisotropies, quantified by the χ^2 -statistic, is worsened in the UDE scenario with one extra parameter, yielding $\Delta\chi^2 = \chi^2_{UDE} - \chi^2_{\Lambda CDM} = 2.14$.

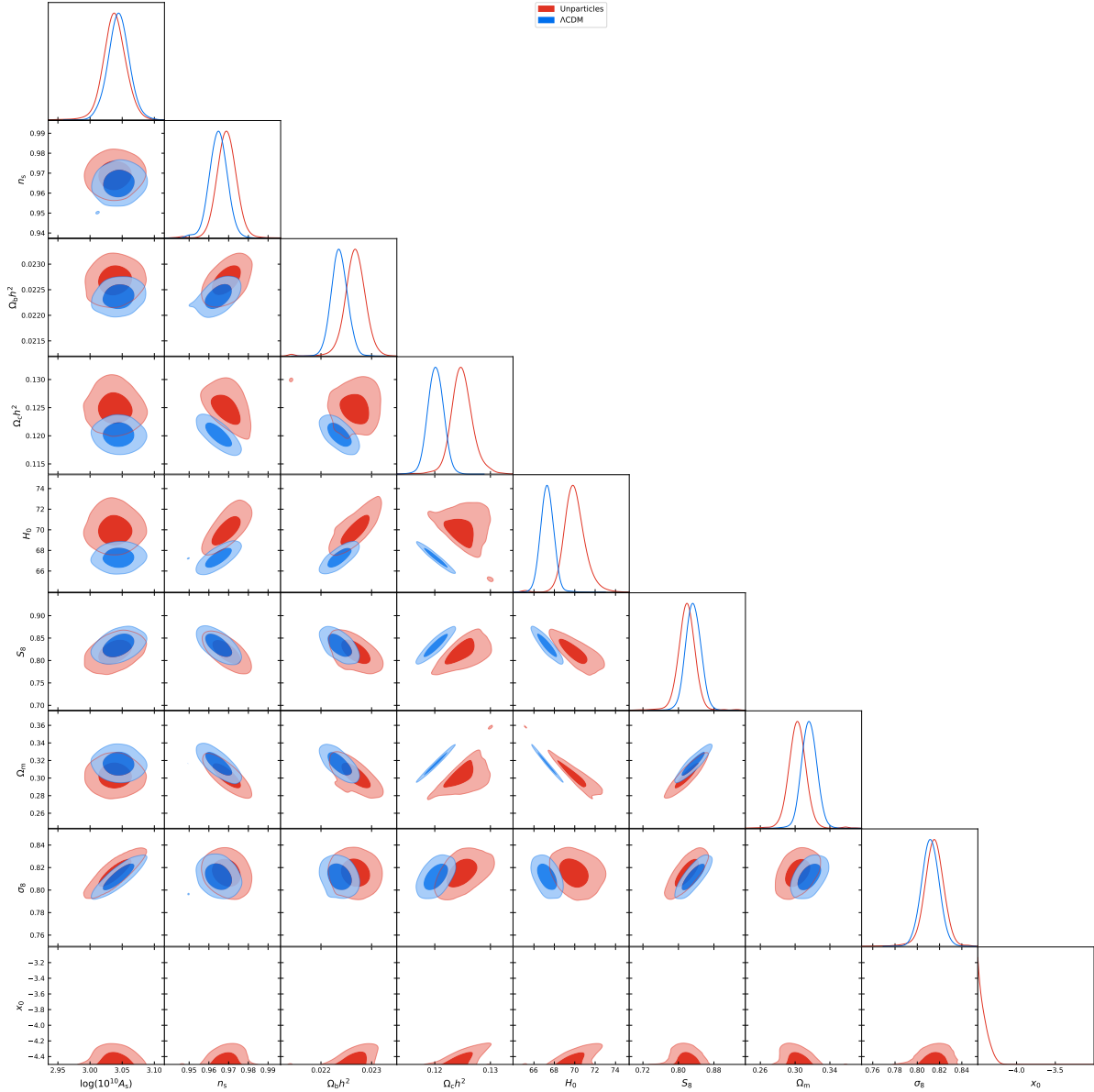


FIG. 5: Posterior distribution of cosmological parameters *Planck* 2018 CMB data only (TTEETE) for Λ CDM and UDE scenario.

2. Primary *Planck* 2018+Lensing+BAO+SN+ H_0

We now combine the Primary *Planck* 2018 with *Planck* 2018 CMB lensing, BAO, Pantheon, and SHOES likelihood, such that it can be compared to the DES result that its S_8 measurement is in tension with *Planck*. The Posterior distributions for this combination of data sets are shown in Fig 6. The best-fit parameters and 68% CL constraints on cosmological parameters are tabulated in Table III. We find $H_0 = 70.69^{+0.60}_{-0.89}$ km/sec/Mpc reducing

the H_0 tension with SH0ES to $\approx 1.39\sigma$ from the $H_0 = 68.09^{+0.63}_{-0.41}$ inferred from Λ CDM which is in 3.19σ tension with the SH0ES result.

Constraints from *Planck* 2018 CMB+Lensing+BAO+SN+ H_0

Parameter	Λ CDM	UDE
$\ln(10^{10} A_s)$	3.053 ± 0.015 (3.0506)	3.043 ± 0.016 (3.045)
n_s	$0.9690^{+0.0046}_{-0.0038}$ (0.9704)	0.9700 ± 0.0043 (0.9707)
$\Omega_b h^2$	$0.02251^{+0.00019}_{-0.00015}$ (0.02256)	0.02280 ± 0.00016 (0.0228)
$\Omega_c h^2$	$0.11847^{+0.00088}_{-0.0013}$ (0.11881)	$0.1258^{+0.0018}_{-0.0027}$ (0.1256)
τ_{reio}	0.0598 ± 0.0081 (0.0591)	0.0592 ± 0.0079 (0.06014)
Age	$13.771^{+0.022}_{-0.029}$ (13.76)	$13.35^{+0.14}_{-0.073}$ (13.36)
x_0	-	$-4.366^{+0.065}_{-0.10}$ (-4.366)
H_0	$68.09^{+0.63}_{-0.41}$ (68.26)	$70.69^{+0.60}_{-0.89}$ (70.55)
σ_8	0.8102 ± 0.0063 (0.8128)	0.8179 ± 0.01 (0.819)
S_8	$0.818^{+0.010}_{-0.015}$ (0.8128)	$0.816^{+0.011}_{-0.0083}$ (0.818)
Ω_m	$0.3056^{+0.0051}_{-0.0083}$ (0.3033)	$0.2988^{+0.0055}_{-0.0041}$ (0.30)
<i>Planck</i> 2018	2767.08	2768.13
<i>Planck</i> Lensing	8.84	9.13
BAO	29.00	28.93
SN	1034.77	1034.73
H_0	14.40	4.16
Total χ^2	3854.11	3845.10
$\Delta\chi^2$	0	-9.01

TABLE III: The mean $\pm 1\sigma$ (best-fit) constraints on the cosmological parameters inferred from the *Planck* 2018 CMB data (TTEETE)+Lensing+BAO+SN+ H_0 for Λ CDM and the UDE scenario. We also report the χ^2_{min} for each model and data sets. We find evidence of detecting UDE with $x_0 = -4.37^{+0.07}_{-0.10}$. The UDE scenario is favoured by this combination of data set with $\Delta\chi^2 = -9.01$ with respect to Λ CDM.

Considering the LSS tension, there is little difference as the value of S_8 is brought down with $S_8 = 0.816^{+0.011}_{-0.008}$ for UDE compared to $S_8 = 0.818^{+0.010}_{-0.015}$ for Λ CDM. We find $x_0 =$

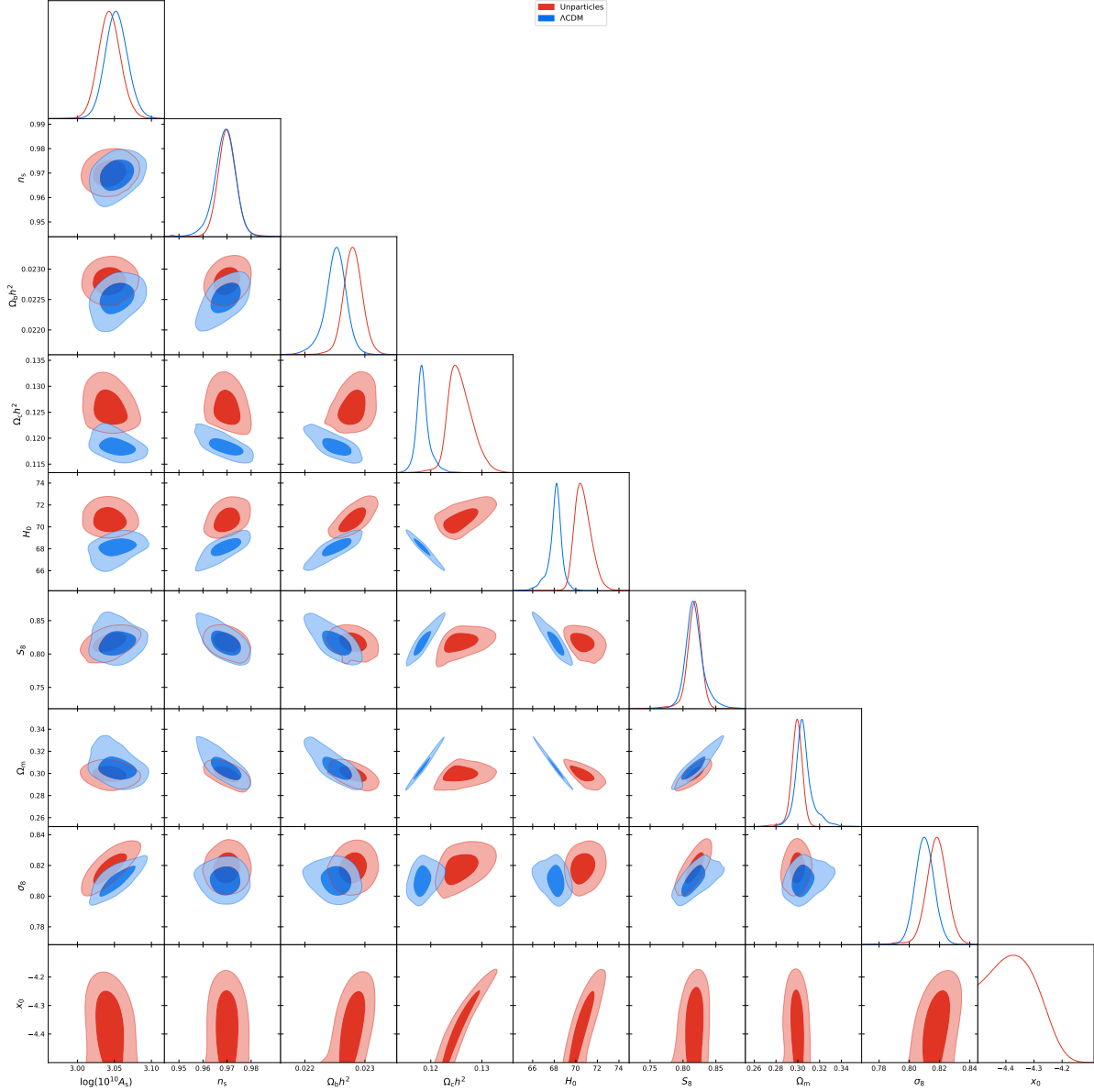


FIG. 6: Posterior distribution of cosmological parameters using *Planck* 2018 CMB (TTEETE) +Lensing+BAO+SN+SH0ES for Λ CDM and UDE scenario. We present the contour plots for Λ CDM and UDE in blue and red respectively with 1σ and 2σ CL.

$-4.366^{+0.065}_{-0.10}$, and $\Delta\chi^2 = -9.01$, which clearly shows evidence of UDE using this particular combination of data. The improvement in $\Delta\chi^2$ is dominated by the improvement with respect to the SH0ES data $\Delta\chi^2_{\text{SH0ES}} = -10.24$.

3. Primary *Planck* 2018+Lensing+BAO+SN+DESConstraints from *Planck* 2018 CMB+Lensing+BAO+SN+DES

Parameter	Λ CDM	UDE
$\ln(10^{10} A_s)$	3.048 ± 0.015 (3.044)	3.039 ± 0.017 (3.0432)
n_s	0.9691 ± 0.0036 (0.9695)	$0.9696^{+0.0040}_{-0.0036}$ (0.9709)
$\Omega_b h^2$	0.02253 ± 0.00014 (0.02253)	$0.02269^{+0.00021}_{-0.00014}$ (0.0227)
$\Omega_c h^2$	0.11813 ± 0.00080 (0.1182)	$0.1238^{+0.0013}_{-0.0016}$ (0.1227)
τ_{reio}	0.0580 ± 0.0078 (0.05614)	0.0569 ± 0.0091 (0.0586)
Age	13.768 ± 0.020 (13.76)	$13.438^{+0.085}_{-0.040}$ (13.48)
x_0	-	< -4.42 (-4.49)
H_0	68.22 ± 0.36 (68.186)	$70.22^{+0.49}_{-0.66}$ (69.92)
σ_8	0.8072 ± 0.006 (0.8062)	$0.8123^{+0.0068}_{-0.0062}$ (0.8128)
S_8	0.8122 ± 0.0093 (0.8117)	$0.810^{+0.011}_{-0.0080}$ (0.8114)
Ω_m	0.3037 ± 0.0047 (0.3041)	$0.2985^{+0.0054}_{-0.0044}$ (0.299)
<i>Planck</i>	2775.47	2776.10
BAO	29.14	28.30
DES	509.11	509.15
SN	1034.79	1034.73
Total χ^2	4348.52	4349.29
$\Delta\chi^2$	0	0.77

TABLE IV: The mean $\pm 1\sigma$ (best-fit) constraints on the cosmological parameters inferred from the *Planck* 2018 CMB data (TTEETE)+ Lensing+BAO+SN+Dark Energy Survey -Y1 for Λ CDM and UDE.

We now expand our analysis to include the DES-Y1 data set. We jointly analyze *Planck* 2018 CMB, Lensing, BAO and Pantheon data along with DES-Y1 as to compare with the SHOES data that is responsible for the H_0 tension with other probes. We implement the Halofit formula [68] to account for the non-linear matter clustering, which is important to model galaxy-galaxy weak lensing correlation functions. The posterior distributions for our

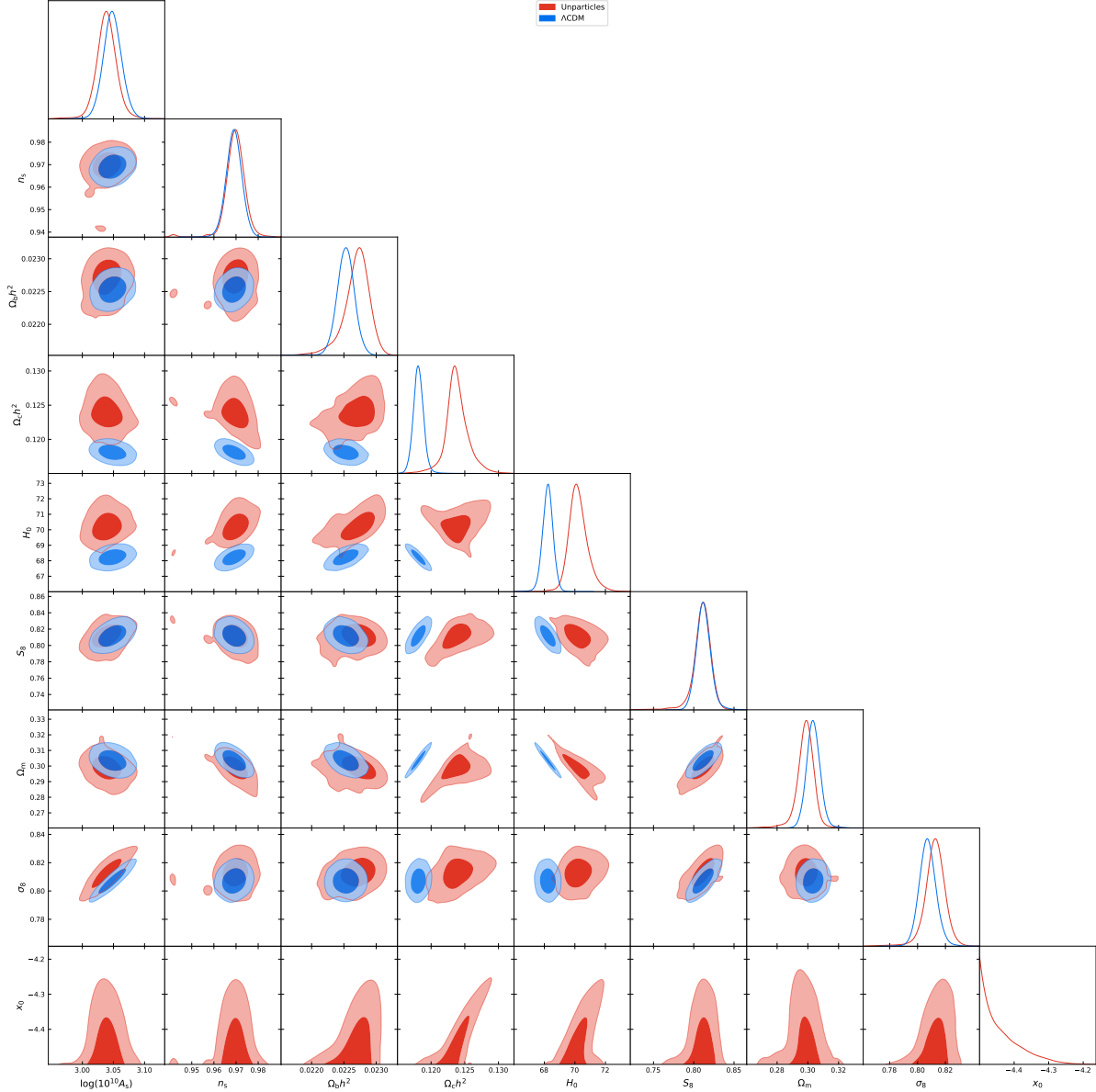


FIG. 7: Posterior distribution of cosmological parameters from the *Planck* 2018 primary CMB+Lensing+BAO+SN+DES. We present the contour plots for Λ CDM and UDE in blue and red respectively with 1σ and 2σ CL.

analysis, including the full DES Y1 likelihood, are shown in Fig 7. Parameter constraints with χ^2 values are tabulated in Table IV. We report that the inclusion of the DES Y1 does not show significant evidence for UDE. The data sets put a bound on $x_0 < -4.42$.

Constraints from Lensing+BAO+DES+SN+ H_0

Parameter	Λ CDM	UDE
$\ln(10^{10} A_s)$	$3.139^{+0.046}_{-0.11}$ (3.15)	$3.151^{+0.077}_{-0.097}$ (3.191)
n_s	0.957 ± 0.051 (0.95)	0.926 ± 0.047 (.96)
$\Omega_b h^2$	$0.0294^{+0.0027}_{-0.0020}$ (0.0297)	$0.0238^{+0.0038}_{-0.0031}$ (0.0263)
$\Omega_c h^2$	$0.1202^{+0.0083}_{-0.0065}$ (0.1225)	$0.1262^{+0.0073}_{-0.0086}$ (0.129)
τ_{reio}	< 0.12 (0.10)	0.125 ± 0.055 (0.154)
Age	$13.17^{+0.25}_{-0.37}$ (13.06)	$13.14^{+0.26}_{-0.29}$ (13.10)
x_0	-	$-4.14^{+0.24}_{-0.18}$ (-3.93)
H_0	$72.6^{+1.8}_{-1.3}$ (73.00)	72.9 ± 1.4 (73.04)
σ_8	$0.816^{+0.017}_{-0.021}$ (0.810)	0.813 ± 0.020 (0.818)
S_8	0.795 ± 0.017 (0.801)	0.789 ± 0.018 (0.7952)
Ω_m	$0.285^{+0.011}_{-0.0083}$ (0.287)	0.2834 ± 0.0093 (0.282)
<i>Planck</i> lensing	8.81	6.20
BAO	28.62	28.93
DES	502.37	502.15
SN	1034.83	1035.26
H_0	0.025	0.014
Total χ^2	1574.66	1572.56
$\Delta\chi^2$	-	-2.1

TABLE V: The mean $\pm 1\sigma$ (best-fit) constraints on the cosmological parameters inferred from the Planck 2018 CMB lensing, Baryon Acoustic Oscillations data from various surveys, Pantheon SNIa redshift-luminosity data, Dark Energy Survey-Y1 and local measurements for H_0 by SHOES team for Λ CDM, and UDE. Notice the higher value of H_0 and lower value of S_8 .

We find $H_0 = 70.22^{+0.49}_{-0.66}$, $S_8 = 0.810^{+0.011}_{-0.0080}$ and $\Omega_m = 0.2985^{+0.0054}_{-0.0044}$ for the UDE scenario. This brings down the H_0 and S_8 tensions to around 1.87σ and 1.3σ with SHOES and DES Y1 respectively for UDE model. For Λ CDM, we find $H_0 = 68.22 \pm 0.36$, $S_8 = 0.812 \pm 0.0093$ and $\Omega_m = 0.3037 \pm 0.0047$ which are in 3.30σ and 1.41σ tension. The χ^2 statistics for each data set in this fit are presented in table IV. The UDE improvement in the total χ^2 -statistic

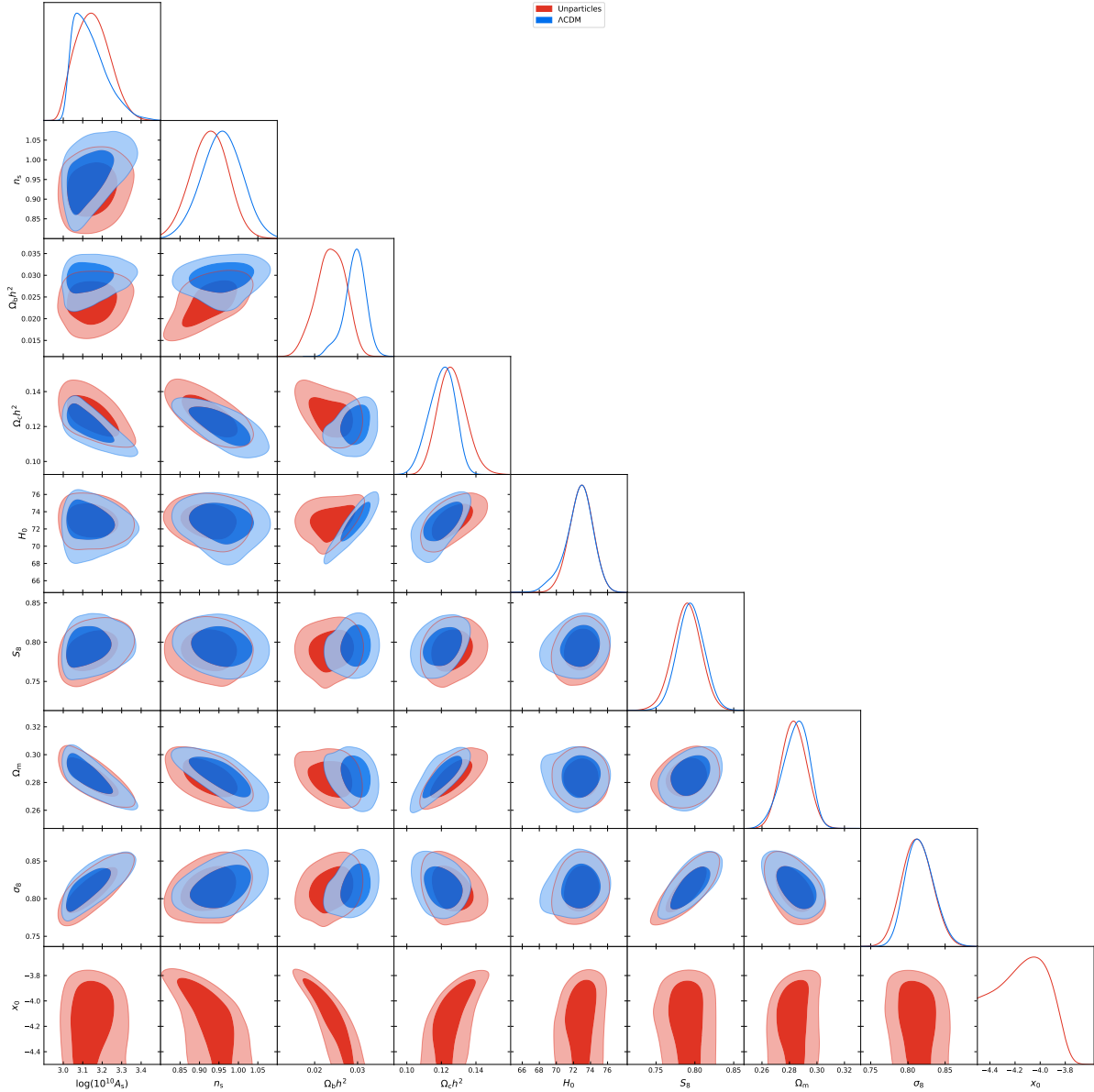


FIG. 8: Posterior distribution of cosmological parameters from **Lensing+BAO+DES+SN+ H_0** data. We present the contour plots for Λ CDM and UDE in blue and red respectively with 1σ and 2σ CL.

is $\Delta\chi^2 = +0.77$ which is not a better fit with one additional parameter, x_0 .

4. *Planck 2018 Lensing+BAO+DES+SN+H0*

Next, we combine the data sets which are classified as low redshift (late time measurements), i.e. without Primary Planck 2018, which is driving both tensions. We point out

that with this compilation, we get the highest value of the Hubble parameter, close to the SH0ES-only measurement. The posterior distributions are shown in Fig 8, and parameter constraints are in Table V. The UDE model is favored by the data sets as there is $\Delta\chi^2 = -2.1$ with respect to Λ CDM. For the UDE scenario, we find H_0 to be 72.9 ± 1.4 , which is 1.63σ away from Planck only derived Hubble constant in Table II. We find that $S_8 = 0.790 \pm 0.018$ which has almost 1.01σ discrepancy from the Planck 2018 value.

5. Primary Planck 2018+SN+ H_0

We now jointly fit Primary Planck 2018, SN, and H_0 as to avoid the inclusion of $f\sigma_8$ measurements in BAO measurements. We find $H_0 = 68_{-0.70}^{+0.92}$ and $71.29_{-1.1}^{+0.96}$ for Λ CDM and UDE respectively. For UDE $\Omega_m = 0.292_{-0.0077}^{+0.0082}$, $S_8 = 0.803_{-0.014}^{+0.018}$ and $\Omega_m = 0.3069_{-0.013}^{+0.0088}$, $S_8 = 0.817_{-0.023}^{+0.017}$ for Λ CDM. The H_0 and S_8 tensions for UDE are $\simeq 0.95\sigma$. The posterior distributions for this combination of data sets are shown in Fig 9. The best-fit parameters and 68% CL constraints on cosmological parameters are tabulated in Table VI. The UDE scenario is most favored by this particular combination of data with $\Delta\chi^{\text{total}} = -10.36$. Again the improvement in the likelihood is mostly driven by the fit to the SH0ES data. This is the best improvement in the likelihood we have achieved and both tensions are reduced to less than one standard deviation.

6. Primary Planck 2018+Lensing+BAO+SN+DES+ H_0

Finally, we combine all data - Primary Planck 2018, Planck 2018 CMB lensing, BAO, DES, Pantheon, and SH0ES data. The Posterior distributions for this combination of data sets are shown in Fig 10. The best-fit parameters and 68% CL constraints on cosmological parameters are tabulated in Table VII. We find $H_0 = 70.87_{-0.79}^{+0.61}$ compared to $H_0 = 68.28_{-0.31}^{+0.71}$ in Λ CDM and $S_8 = 0.808_{-0.0078}^{+0.010}$ compared to $0.8111_{-0.015}^{+0.0080}$ for Λ CDM. The resulting tensions in H_0 and S_8 with respect to SH0ES and DES-Y1 are 1.66σ and 1.25σ respectively. The best-fit value for the unparticles parameter $x_0 = -4.380_{-0.12}^{+0.038}$ and there is a significant improvement in the likelihood of $\Delta\chi^2 = -7.72$.

Constraints from *Planck* 2018 CMB+SN+ H_0

Parameter	Λ CDM	UDE
$\ln(10^{10} A_s)$	$3.047^{+0.016}_{-0.018}$ (3.043)	3.038 ± 0.018 (3.034)
n_s	$0.9685^{+0.0056}_{-0.0050}$ (0.9723)	0.9725 ± 0.0053 (0.9722)
$\Omega_b h^2$	$0.02248^{+0.00021}_{-0.00017}$ (0.0225)	0.02286 ± 0.00020 (0.0229)
$\Omega_c h^2$	$0.1187^{+0.0015}_{-0.0020}$ (0.117)	$0.1251^{+0.0023}_{-0.0027}$ (0.126)
τ_{reio}	0.0566 ± 0.0086 (0.056)	0.0582 ± 0.0090 (0.0557)
Age	$13.775^{+0.028}_{-0.034}$ (13.75)	$13.31^{+0.14}_{-0.096}$ (13.30)
x_0	-	$-4.359^{+0.077}_{-0.092}$ (-4.34)
H_0	$68.00^{+0.92}_{-0.70}$ (68.46)	$71.29^{+0.96}_{-1.1}$ (71.18)
σ_8	$0.8082^{+0.0079}_{-0.0088}$ (0.8045)	$0.8132^{+0.0093}_{-0.0078}$ (0.813)
S_8	$0.817^{+0.017}_{-0.023}$ (0.8045)	$0.803^{+0.018}_{-0.014}$ (0.806)
Ω_m	$0.3069^{+0.0088}_{-0.013}$ (0.3005)	$0.2926^{+0.0087}_{-0.0077}$ (0.295)
low- ℓ TT	22.06	21.81
low- ℓ EE	396.23	396.15
high- ℓ TTTEEE	2349.85	2350.61
SN	1034.73	1034.77
H_0	13.25	2.41
Total χ^2	3816.14	3805.78
$\Delta\chi^2$	-	-10.36

TABLE VI: The mean $\pm 1\sigma$ (best-fit) constraints on the cosmological parameters inferred from the *Planck* 2018 CMB data (TTEETE), Pantheon SNIa redshift-luminosity data and local measurements for H_0 by SHOES team for Λ CDM and UDE.

VI. CONCLUSIONS

We have discussed the possibility of unparticles as viable Dark Energy candidate, in the UDE model. As the Banks-Zaks theory is displaced from its conformal fixed point, the energy density and pressure of the fluid have two terms resulting in a temperature-dependent equation of state. As a result, along with the dynamics of the Universe, the fluid has a limiting temperature, which causes unparticles to evolve as a radiation-like fluid and

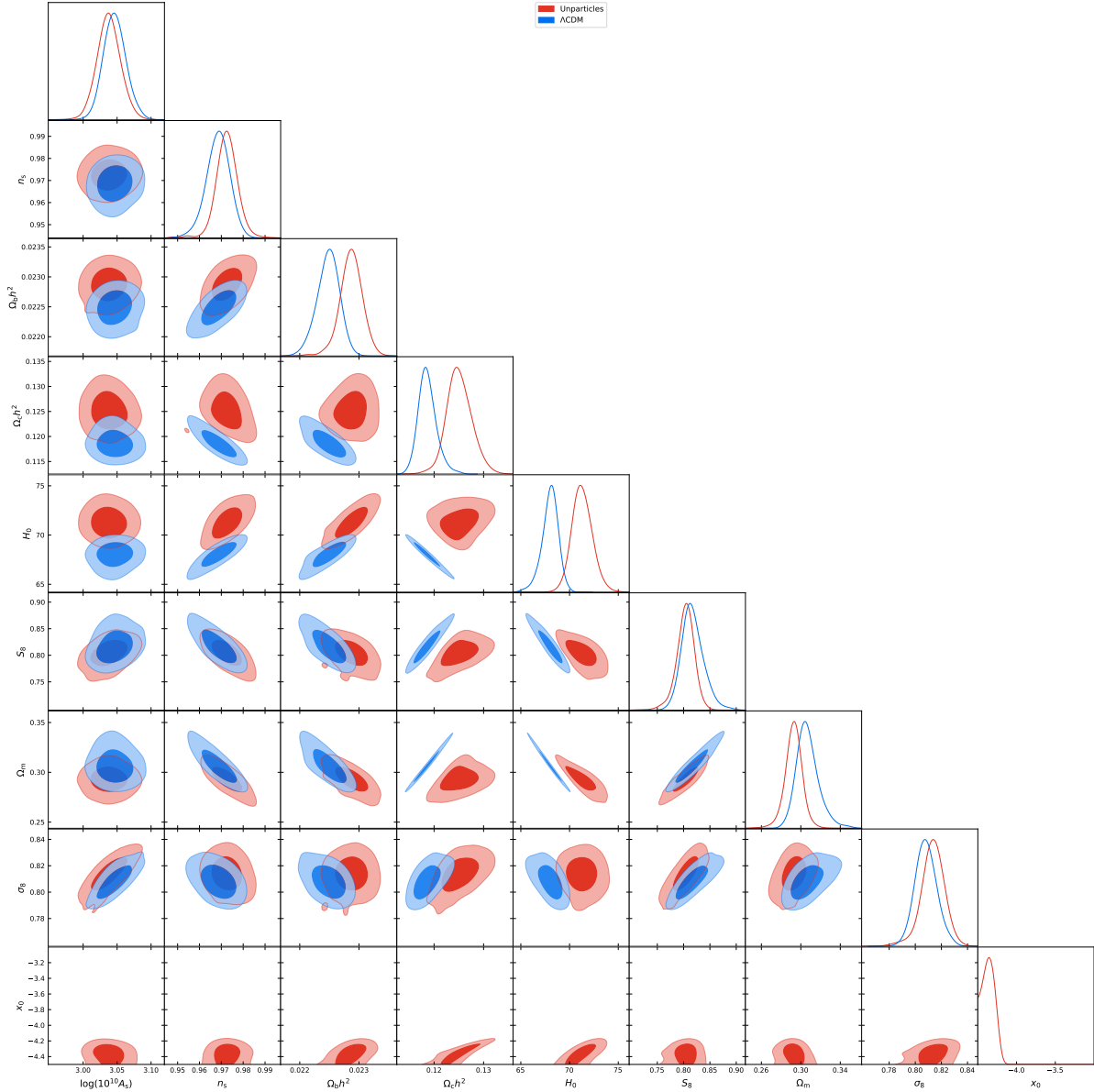


FIG. 9: Posterior distribution of cosmological parameters from the Primary Planck 2018 + SN + H_0 . We present the contour plots for Λ CDM and UDE in blue and red respectively with 1σ and 2σ CL. Notice the notable difference in the preferred values of H_0 and S_8 .

asymptote to a CC in early and late times, respectively. The consideration of unparticles as a DE source makes the theory immune to cosmic coincidence and no-dS conjecture. A major point is the fact that the DE behavior is emergent - due to the thermodynamical behavior of the fluid, and not because of some specific degree of freedom in vacuum or a modification of gravity.

Constraints from *Planck* 2018 CMB+Lensing+BAO+SN+DES+ H_0

Parameter	Λ CDM	UDE
$\ln(10^{10} A_s)$	3.049 ± 0.016 (3.051)	3.040 ± 0.015 (3.037)
n_s	$0.9694^{+0.0050}_{-0.0037}$ (0.971)	0.9708 ± 0.0039 (0.971)
$\Omega_b h^2$	$0.02254^{+0.00020}_{-0.00013}$ (0.02260)	0.02283 ± 0.00017 (0.02284)
$\Omega_c h^2$	$0.11800^{+0.00069}_{-0.0015}$ (0.1176)	$0.1249^{+0.0016}_{-0.0024}$ (0.1249)
τ_{reio}	0.0586 ± 0.0086 (0.060)	0.0583 ± 0.0077 (0.0574)
Age	$13.765^{+0.018}_{-0.032}$ (13.75)	$13.35^{+0.12}_{-0.069}$ (13.35)
x_0	-	$-4.380^{+0.038}_{-0.12}$ (-4.37)
H_0	$68.28^{+0.71}_{-0.31}$ (68.47)	$70.87^{+0.61}_{-0.79}$ (70.76)
σ_8	0.8071 ± 0.0059 (0.8069)	0.8142 ± 0.0073 (0.8140)
S_8	$0.8111^{+0.0080}_{-0.015}$ (0.8075)	$0.808^{+0.010}_{-0.0078}$ (0.8093)
Ω_m	$0.3030^{+0.0038}_{-0.0091}$ (0.3004)	$0.2956^{+0.0049}_{-0.0041}$ (0.2965)
<i>Planck</i>	2777.28	2777.73
BAO	29.299	29.97
DES	508.22	509.06
SN	1034.74	1034.74
H_0	13.20	3.52
Total χ^2	4362.75	4355.03
$\Delta\chi^2$	-	-7.72

TABLE VII: The mean $\pm 1\sigma$ (best-fit) constraints on the cosmological parameters inferred from the *Planck* 2018 TTEETE, *Planck* 2018 CMB lensing, BAO, Pantheon, Dark Energy Survey -Y1 and H_0 by SHOES team for Λ CDM and UDE.

We further investigated the challenges posed by Hubble (H_0) and large-scale structure S_8 tension in the era of precision cosmology. In this work, we analyzed the suggestion that the UDE scenario accounts for the discrepancy between various data sets. We find that the UDE scenario can alleviate both tensions. We also find evidence of obtaining the Unparticles in the Universe, such that $x_0 \simeq -4.3$, or more conservatively $-5 < x_0 < -4$.

To quantify the evidence of UDE, we have shown the effect of UDE parameter x_0 on the

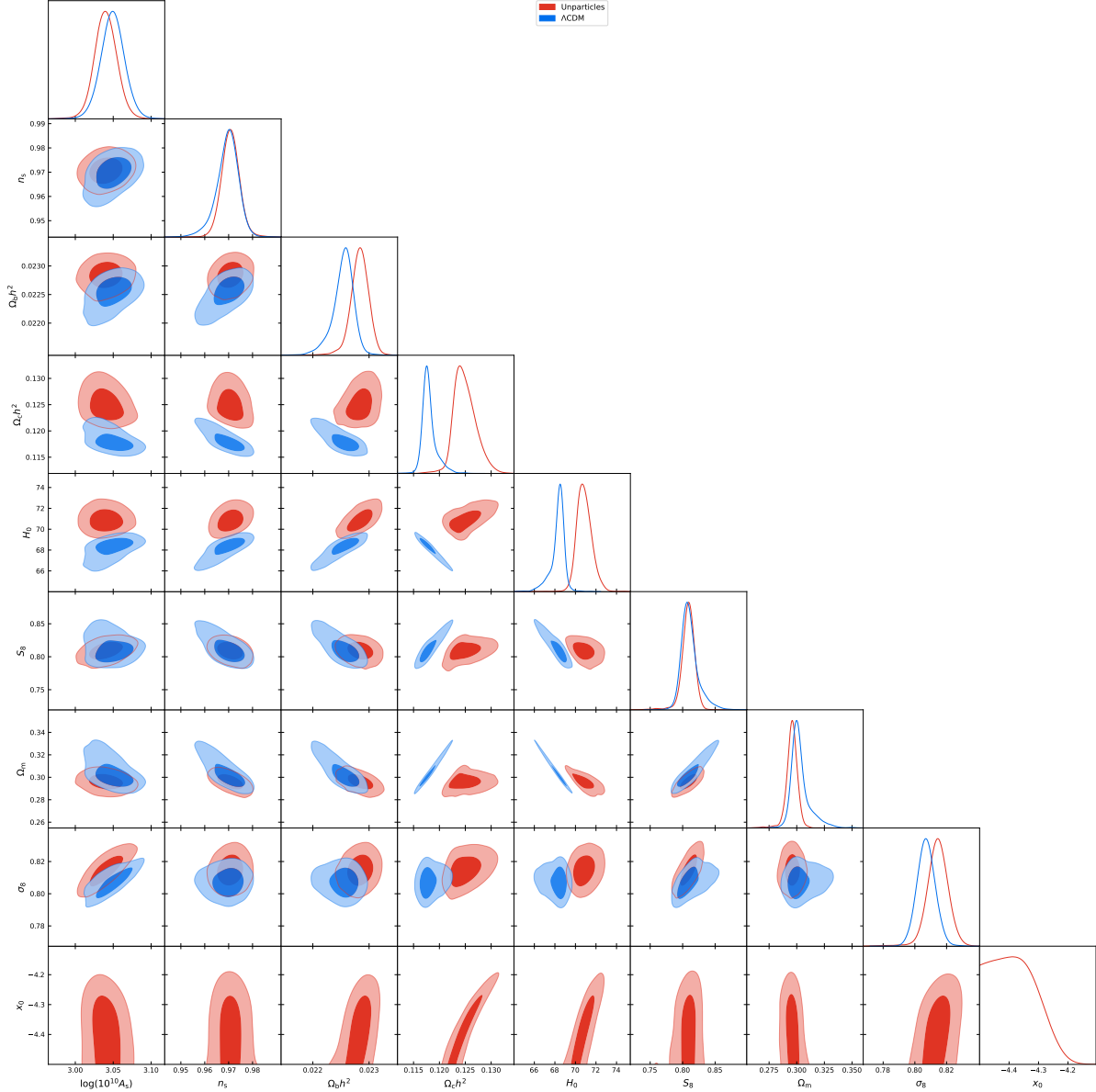


FIG. 10: Posterior distribution of cosmological parameters from the *Planck* 2018 primary CMB+Lensing+BAO+SN+DES+ H_0 . We present contour plots for Λ CDM and UDE in red and blue respectively with 1σ and 2σ confidence contours.

CMB temperature anisotropy and matter power spectra in Figures 3 and 4. The change in power spectra of both CMB temperature anisotropy and matter drives the change of values of H_0 and S_8 . From the unparticles' temperature today we can derive the amount of extra radiation added in the early universe due to unparticles [45], with $\Delta N_{eff} = 0.216$ at decoupling. We plot the resulting 1D distribution for the relevant parameters H_0 , S_8 and

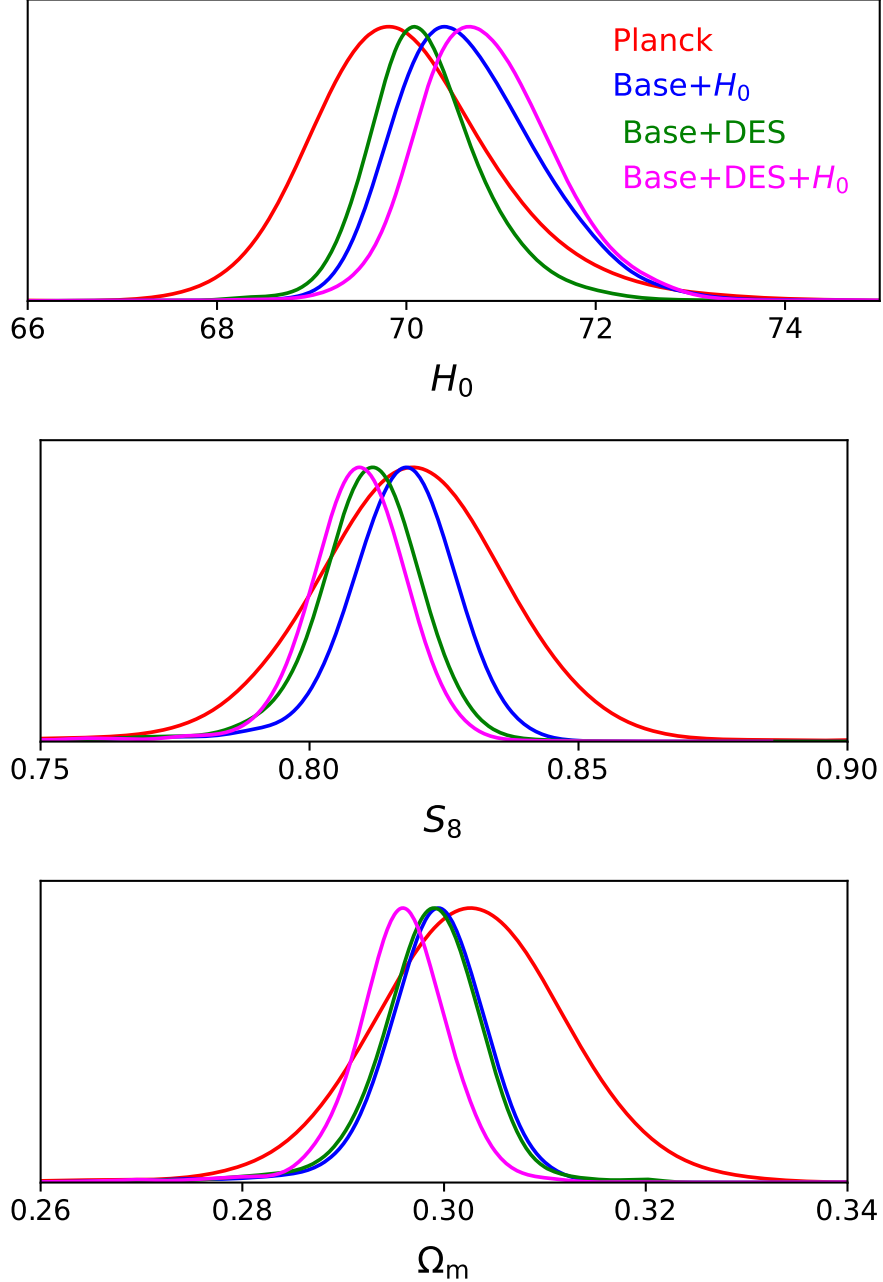


FIG. 11: Comparison of posteriors of H_0 (upper), S_8 (middle), and Ω_m inferred from the different data-sets for the UDE scenario. The caption "Base" means Primary *Planck* 2018+Lensing+BAO+SN data.

Ω_m in figure 11. All combinations show a higher H_0 and lower S_8 than the Planck result for Λ CDM reducing both tensions. With the exception of Primary Planck data alone (and to a much lesser extent the combination of data sets excluding the SH0ES result), the UDE

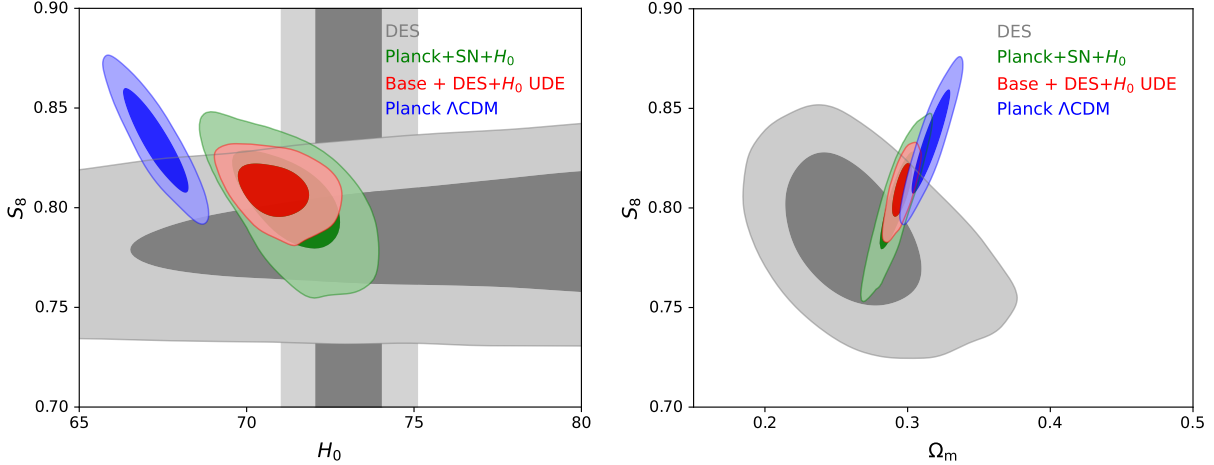


FIG. 12: The 2-D marginalized PDF contours for $H_0 - S_8$ and $\Omega_m - S_8$ in left and right panel respectively. We compare the alleviated H_0 and S_8 tensions in the UDE scenario with respect to SHOES and DES within Λ CDM. The SHOES and DES measurements are represented in Gray. The Unparticles results are shown in green and red for CMB Planck 2018 and All data sets respectively while Planck Λ CDM is denoted in blue. In fig, base means the combination of CMB Planck 2018 + BAO + SN measurements.

not only shows a significant reduction in both tensions, but a considerably better fit to the data with $\Delta\chi^2 = -2.1 - -10.4$. Specifically, combining all data sets gives $H_0 = 70.87^{+0.61}_{-0.79}$, $S_8 = 0.808^{+0.01}_{-0.0078}$, and $x_0 \simeq -4.38$, while the best improvement of likelihood came from the subset of Planck+Pantheon+SH0ES with $H_0 = 71.29^{+0.96}_{-1.1}$, $S_8 = 0.803^{+0.018}_{-0.014}$ and $x_0 \simeq -4.36$. We further demonstrate the reduction of the tension in figure 12. The figure shows Λ CDM Planck 2018 results in blue, the SH0ES and DES data in gray, and our results for Planck+Pantheon+SH0ES and for all data in green and red respectively by plotting 2D likelihoods. In the left panel, S_8 and H_0 are shown and S_8 and Ω_m are on the right panel. To summarize, the model is restoring the cosmological concordance.

It would be interesting to further test the UDE model. This can proceed in several ways. First, since the UDE behaves as radiation at early times, at a certain point such extra radiation should appear in the form of ΔN_{eff} , which should be measured (consistent with the value of x_0). Second, going to higher redshifts in galaxy surveys and weak lensing experiments up to $z \sim 5$ will allow us to measure the time dependence of the equation of state parameter $w(z)$ thus confirming or ruling out the model. These measurements will

also improve the measurement of the growth factor f where there is also some difference between Λ CDM and UDE [44]. Third, considering the effect of UDE on ISW at early and late times [62–64]. Fourth, evaluating carefully the effects suppressed couplings between the Banks-Zaks theory and the Standard Model may have. A first interesting attempt has been carried out in [50]. Fifth, going beyond the fluid approximation one may consider microscopic effects that can be observed. Sixth, one would like better theoretical control of the model, where δ can be derived, rather than being a free parameter.

The ”problem” of UDE until now has been that the deviations may be so small compared to Λ CDM that they will not be detectable. The present work shows that at least part of the parameter space of the model, with $-5 < x_0 < -4$ is favorable since it considerably reduces existing cosmological tensions and is a statistically significant better fit to the data. Going beyond the specific model, we can try and learn some general lessons for model building for treating the Hubble and LSS tension. It seems an important feature is the change in the equation of state $w(z)$ from radiation to DE. It would be interesting to consider other models that exhibit such behavior and better yet analyzing such a phenomenon in a model-independent way which we plan to do next.

Acknowledgements

We acknowledge the Ariel HPC Center at Ariel University for providing computing resources that have contributed to the research results reports reported within this paper.

-
- [1] PLANCK collaboration, N. Aghanim et al., *Planck 2018 results. VI. Cosmological parameters*, *Astron. Astrophys.* **641** (2020) A6 [1807.06209].
 - [2] PLANCK collaboration, N. Aghanim et al., *Planck 2018 results. V. CMB power spectra and likelihoods*, *Astron. Astrophys.* **641** (2020) A5 [1907.12875].
 - [3] PLANCK collaboration, N. Aghanim et al., *Planck 2018 results. VIII. Gravitational lensing*, *Astron. Astrophys.* **641** (2020) A8 [1807.06210].
 - [4] A. J. Ross, L. Samushia, C. Howlett, W. J. Percival, A. Burden and M. Manera, *The clustering of the SDSS DR7 main Galaxy sample – I. A 4 per cent distance measure at $z = 0.15$* , *Mon. Not. Roy. Astron. Soc.* **449** (2015) 835 [1409.3242].

- [5] F. Beutler, C. Blake, M. Colless, D. H. Jones, L. Staveley-Smith, L. Campbell et al., *The 6dF Galaxy Survey: Baryon Acoustic Oscillations and the Local Hubble Constant*, *Mon. Not. Roy. Astron. Soc.* **416** (2011) 3017 [1106.3366].
- [6] BOSS collaboration, S. Alam et al., *The clustering of galaxies in the completed SDSS-III Baryon Oscillation Spectroscopic Survey: cosmological analysis of the DR12 galaxy sample*, *Mon. Not. Roy. Astron. Soc.* **470** (2017) 2617 [1607.03155].
- [7] J. E. Bautista et al., *The Completed SDSS-IV extended Baryon Oscillation Spectroscopic Survey: measurement of the BAO and growth rate of structure of the luminous red galaxy sample from the anisotropic correlation function between redshifts 0.6 and 1*, *Mon. Not. Roy. Astron. Soc.* **500** (2020) 736 [2007.08993].
- [8] H. Gil-Marín et al., *The Completed SDSS-IV extended Baryon Oscillation Spectroscopic Survey: measurement of the BAO and growth rate of structure of the luminous red galaxy sample from the anisotropic power spectrum between redshifts 0.6 and 1.0*, *Mon. Not. Roy. Astron. Soc.* **498** (2020) 2492 [2007.08994].
- [9] EBOSS collaboration, S. Alam et al., *Completed SDSS-IV extended Baryon Oscillation Spectroscopic Survey: Cosmological implications from two decades of spectroscopic surveys at the Apache Point Observatory*, *Phys. Rev. D* **103** (2021) 083533 [2007.08991].
- [10] R. Neveux et al., *The completed SDSS-IV extended Baryon Oscillation Spectroscopic Survey: BAO and RSD measurements from the anisotropic power spectrum of the quasar sample between redshift 0.8 and 2.2*, *Mon. Not. Roy. Astron. Soc.* **499** (2020) 210 [2007.08999].
- [11] J. Hou et al., *The Completed SDSS-IV extended Baryon Oscillation Spectroscopic Survey: BAO and RSD measurements from anisotropic clustering analysis of the Quasar Sample in configuration space between redshift 0.8 and 2.2*, *Mon. Not. Roy. Astron. Soc.* **500** (2020) 1201 [2007.08998].
- [12] H. du Mas des Bourboux et al., *The Completed SDSS-IV Extended Baryon Oscillation Spectroscopic Survey: Baryon Acoustic Oscillations with Ly α Forests*, *Astrophys. J.* **901** (2020) 153 [2007.08995].
- [13] DES collaboration, T. M. C. Abbott et al., *Dark Energy Survey Year 3 results: Cosmological constraints from galaxy clustering and weak lensing*, *Phys. Rev. D* **105** (2022) 023520 [2105.13549].
- [14] PAN-STARRS1 collaboration, D. M. Scolnic et al., *The Complete Light-curve Sample of*

- Spectroscopically Confirmed SNe Ia from Pan-STARRS1 and Cosmological Constraints from the Combined Pantheon Sample*, *Astrophys. J.* **859** (2018) 101 [1710.00845].
- [15] A. G. Riess et al., *A Comprehensive Measurement of the Local Value of the Hubble Constant with $1\text{kms}^{-1}\text{Mpc}^{-1}$ Uncertainty from the Hubble Space Telescope and the SH0ES Team*, *Astrophys. J. Lett.* **934** (2022) L7 [2112.04510].
- [16] W. L. Freedman et al., *The Carnegie-Chicago Hubble Program. VIII. An Independent Determination of the Hubble Constant Based on the Tip of the Red Giant Branch*, *Astrophys. J.* **882** (2019) 34 [1907.05922].
- [17] E. J. Copeland, M. Sami and S. Tsujikawa, *Dynamics of dark energy*, *Int. J. Mod. Phys. D* **15** (2006) 1753 [hep-th/0603057].
- [18] K. Bamba, S. Capozziello, S. Nojiri and S. D. Odintsov, *Dark energy cosmology: the equivalent description via different theoretical models and cosmography tests*, *Astrophys. Space Sci.* **342** (2012) 155 [1205.3421].
- [19] J. Yoo and Y. Watanabe, *Theoretical models of dark energy*, *International Journal of Modern Physics D* **21** (2012) 1230002.
- [20] I. Zlatev, L.-M. Wang and P. J. Steinhardt, *Quintessence, cosmic coincidence, and the cosmological constant*, *Phys. Rev. Lett.* **82** (1999) 896 [astro-ph/9807002].
- [21] I. Ben-Dayan, R. Durrer, G. Marozzi and D. J. Schwarz, *The value of H_0 in the inhomogeneous Universe*, *Phys. Rev. Lett.* **112** (2014) 221301 [1401.7973].
- [22] E. Mörtsell and S. Dhawan, *Does the Hubble constant tension call for new physics?*, *JCAP* **09** (2018) 025 [1801.07260].
- [23] L. Verde, T. Treu and A. G. Riess, *Tensions between the Early and the Late Universe*, *Nature Astron.* **3** (2019) 891 [1907.10625].
- [24] W. L. Freedman, *Measurements of the Hubble Constant: Tensions in Perspective*, *Astrophys. J.* **919** (2021) 16 [2106.15656].
- [25] E. Di Valentino, O. Mena, S. Pan, L. Visinelli, W. Yang, A. Melchiorri et al., *In the realm of the Hubble tension—a review of solutions*, *Class. Quant. Grav.* **38** (2021) 153001 [2103.01183].
- [26] M. Kamionkowski and A. G. Riess, *The Hubble Tension and Early Dark Energy*, 2211.04492.
- [27] P. Agrawal, F.-Y. Cyr-Racine, D. Pinner and L. Randall, *Rock 'n' Roll Solutions to the*

Hubble Tension, 1904.01016.

- [28] M.-X. Lin, G. Benevento, W. Hu and M. Raveri, *Acoustic Dark Energy: Potential Conversion of the Hubble Tension*, *Phys. Rev. D* **100** (2019) 063542 [1905.12618].
- [29] T. L. Smith, V. Poulin and M. A. Amin, *Oscillating scalar fields and the Hubble tension: a resolution with novel signatures*, *Phys. Rev. D* **101** (2020) 063523 [1908.06995].
- [30] E. Di Valentino and S. Bridle, *Exploring the Tension between Current Cosmic Microwave Background and Cosmic Shear Data*, *Symmetry* **10** (2018) 585.
- [31] C. García-García, J. R. Zapatero, D. Alonso, E. Bellini, P. G. Ferreira, E.-M. Mueller et al., *The growth of density perturbations in the last ~ 10 billion years from tomographic large-scale structure data*, *JCAP* **10** (2021) 030 [2105.12108].
- [32] LSST DARK ENERGY SCIENCE collaboration, E. P. Longley et al., *A Unified Catalog-level Reanalysis of Stage-III Cosmic Shear Surveys*, 2208.07179.
- [33] C. Heymans et al., *KiDS-1000 Cosmology: Multi-probe weak gravitational lensing and spectroscopic galaxy clustering constraints*, *Astron. Astrophys.* **646** (2021) A140 [2007.15632].
- [34] DES, SPT collaboration, T. M. C. Abbott et al., *Joint analysis of DES Year 3 data and CMB lensing from SPT and Planck III: Combined cosmological constraints*, 2206.10824.
- [35] S. Alexander, H. Bernardo and M. W. Toomey, *Addressing the Hubble and S_8 Tensions with a Kinetically Mixed Dark Sector*, 2207.13086.
- [36] L. Knox and M. Millea, *Hubble constant hunter's guide*, *Phys. Rev. D* **101** (2020) 043533 [1908.03663].
- [37] V. I. Sabla and R. R. Caldwell, *No H_0 assistance from assisted quintessence*, *Phys. Rev. D* **103** (2021) 103506 [2103.04999].
- [38] J. Sakstein and M. Trodden, *Early Dark Energy from Massive Neutrinos as a Natural Resolution of the Hubble Tension*, *Phys. Rev. Lett.* **124** (2020) 161301 [1911.11760].
- [39] M. Carrillo González, Q. Liang, J. Sakstein and M. Trodden, *Neutrino-Assisted Early Dark Energy: Theory and Cosmology*, *JCAP* **04** (2021) 063 [2011.09895].
- [40] J. C. Hill, E. McDonough, M. W. Toomey and S. Alexander, *Early dark energy does not restore cosmological concordance*, *Phys. Rev. D* **102** (2020) 043507 [2003.07355].
- [41] M. M. Ivanov, E. McDonough, J. C. Hill, M. Simonović, M. W. Toomey, S. Alexander et al., *Constraining Early Dark Energy with Large-Scale Structure*, *Phys. Rev. D* **102** (2020)

- 103502 [2006.11235].
- [42] E. Di Valentino et al., *Cosmology Intertwined III: $f\sigma_8$ and S_8* , *Astropart. Phys.* **131** (2021) 102604 [2008.11285].
- [43] M. Artymowski, I. Ben-Dayan and U. Kumar, *Banks-Zaks Cosmology, Inflation, and the Big Bang Singularity*, *JCAP* **05** (2020) 015 [1912.10532].
- [44] M. Artymowski, I. Ben-Dayan and U. Kumar, *Emergent dark energy from unparticles*, *Phys. Rev. D* **103** (2021) L121303 [2010.02998].
- [45] M. Artymowski, I. Ben-Dayan and U. Kumar, *More on emergent dark energy from unparticles*, *Phys. Rev. D* **106** (2022) 083502 [2111.09946].
- [46] B. Grzadkowski and J. Wudka, *Cosmology with unparticles*, *Phys. Rev. D* **80** (2009) 103518 [0809.0977].
- [47] M. Artymowski and I. Ben-Dayan, *$f(R)$ and Brans-Dicke Theories and the Swampland*, *JCAP* **05** (2019) 042 [1902.02849].
- [48] I. Ben-Dayan, *Draining the Swampland*, *Phys. Rev. D* **99** (2019) 101301 [1808.01615].
- [49] S. K. Garg and C. Krishnan, *Bounds on Slow Roll and the de Sitter Swampland*, *JHEP* **11** (2019) 075 [1807.05193].
- [50] M. H. P. M. van Putten and M. A. Abchouyeh, *A bound on the cosmic opacity of unparticles from the CMB temperature*, 2203.16076.
- [51] DES collaboration, T. M. C. Abbott et al., *Dark Energy Survey Year 1 Results: A Precise H_0 Estimate from DES Y1, BAO, and D/H Data*, *Mon. Not. Roy. Astron. Soc.* **480** (2018) 3879 [1711.00403].
- [52] A. Cuceu, J. Farr, P. Lemos and A. Font-Ribera, *Baryon Acoustic Oscillations and the Hubble Constant: Past, Present and Future*, *JCAP* **10** (2019) 044 [1906.11628].
- [53] N. Schöneberg, J. Lesgourgues and D. C. Hooper, *The BAO+BBN take on the Hubble tension*, *JCAP* **10** (2019) 029 [1907.11594].
- [54] KIDS collaboration, M. Asgari et al., *KiDS-1000 Cosmology: Cosmic shear constraints and comparison between two point statistics*, *Astron. Astrophys.* **645** (2021) A104 [2007.15633].
- [55] M. White et al., *Cosmological constraints from the tomographic cross-correlation of DESI Luminous Red Galaxies and Planck CMB lensing*, *JCAP* **02** (2022) 007 [2111.09898].
- [56] D.-C. Dai, S. Dutta and D. Stojkovic, *Unparticle dark energy*, *Phys. Rev. D* **80** (2009) 063522 [0909.0024].

- [57] S. Chen and J. Jing, *Dark energy interacting with dark matter and unparticle*, *Class. Quant. Grav.* **26** (2009) 155006 [0903.0120].
- [58] M. Jamil, D. Momeni and M. A. Rashid, *Notes on dark energy interacting with dark matter and unparticle in loop quantum cosmology*, *Eur. Phys. J. C* **71** (2011) 1711 [1107.1558].
- [59] P. J. Steinhardt, L.-M. Wang and I. Zlatev, *Cosmological tracking solutions*, *Phys. Rev. D* **59** (1999) 123504 [astro-ph/9812313].
- [60] A. Lewis, A. Challinor and A. Lasenby, *Efficient computation of CMB anisotropies in closed FRW models*, *Astrophys. J.* **538** (2000) 473 [astro-ph/9911177].
- [61] C.-P. Ma and E. Bertschinger, *Cosmological perturbation theory in the synchronous and conformal Newtonian gauges*, *Astrophys. J.* **455** (1995) 7 [astro-ph/9506072].
- [62] A. Krolewski and S. Ferraro, *The Integrated Sachs Wolfe effect: unWISE and Planck constraints on dynamical dark energy*, *JCAP* **04** (2022) 033 [2110.13959].
- [63] S. Vagnozzi, *Consistency tests of Λ CDM from the early integrated Sachs-Wolfe effect: Implications for early-time new physics and the Hubble tension*, *Phys. Rev. D* **104** (2021) 063524 [2105.10425].
- [64] G. Cabass, M. Gerbino, E. Giusarma, A. Melchiorri, L. Pagano and L. Salvati, *Constraints on the early and late integrated Sachs-Wolfe effects from the Planck 2015 cosmic microwave background anisotropies in the angular power spectra*, *Phys. Rev. D* **92** (2015) 063534 [1507.07586].
- [65] J. Torrado and A. Lewis, *Cobaya: Code for Bayesian Analysis of hierarchical physical models*, *JCAP* **05** (2021) 057 [2005.05290].
- [66] A. G. Riess, S. Casertano, W. Yuan, J. B. Bowers, L. Macri, J. C. Zinn et al., *Cosmic Distances Calibrated to 1% Precision with Gaia EDR3 Parallaxes and Hubble Space Telescope Photometry of 75 Milky Way Cepheids Confirm Tension with Λ CDM*, *Astrophys. J. Lett.* **908** (2021) L6 [2012.08534].
- [67] Z. Zhai, C.-G. Park, Y. Wang and B. Ratra, *CMB distance priors revisited: effects of dark energy dynamics, spatial curvature, primordial power spectrum, and neutrino parameters*, *JCAP* **07** (2020) 009 [1912.04921].
- [68] A. Mead, S. Brieden, T. Tröster and C. Heymans, *HMcode-2020: Improved modelling of non-linear cosmological power spectra with baryonic feedback*, 2009.01858.