

Anderson localization in doped semiconductors

Prathyush P. Poduval¹ and Sankar Das Sarma¹

¹*Condensed Matter Theory Center and Joint Quantum Institute,
Department of Physics, University of Maryland, College Park, MD 20742, USA*

(Dated: May 12, 2023)

We theoretically consider the problem of doping induced insulator to metal transition in bulk semiconductors by obtaining the transition density as a function of compensation, assuming that the transition is an Anderson localization transition controlled by the Ioffe-Regel-Mott (IRM) criterion. We calculate the mean free path, on the highly doped metallic side, arising from carrier scattering by the ionized dopants, which we model as quenched random charged impurities. The Coulomb disorder of the charged dopants is screened by the carriers themselves, leading to an integral equation for localization, defined by the density-dependent mean free path being equal to the inverse of the Fermi wave number, as dictated by the IRM criterion. Solving this integral equation approximately analytically and exactly numerically, we provide detailed results for the localization critical density for the doping induced metal-insulator transition.

I. INTRODUCTION

Semiconductors, (e.g. Si, Ge, GaAs, InAs, InSb and others) are small band gap insulators which can be doped by suitable dopant atoms to produce metallic free carriers in the conduction or valence band, depending respectively on whether the dopants are donors or acceptors [1–5]. In the current work, we discuss the metallicity of (donor-) doped semiconductors in terms of conduction band electrons as the carriers in a generic sense, but our work should apply equally well to valence band hole doping by acceptors. At finite (e.g. room) temperatures, electrons are thermally excited from the dopants to the conduction band to act as free carriers, and the rather low conduction band carrier density ($\sim 10^{18} - 10^{21} \text{cm}^{-3}$) enables controlling their electrical properties with external gate voltages leading to the modern microelectronics industry based on semiconductor (mostly Si) transistors. Our work focuses on low temperatures, specifically $T = 0$, where increased doping could lead to a doping-induced insulator (at low or no doping) to metal (at high doping) transition, which has been extensively studied both experimentally and theoretically over the years[4, 5]. Thermal carrier excitations from the dopants do not play any role in such a $T = 0$ metal-insulator transition (MIT), with the metal (insulator) occurring at high (low) density, and this doping induced MIT is thought to be a quantum phase transition of paradigmatic importance in condensed matter physics, which has been studied a great deal over the years[6–10].

In spite of extensive research, the key issue of the fundamental nature of the actual experimental low temperature MIT in doped semiconductors is not settled. There are (at least) three possible mechanisms which could lead to the doping induced MIT in semiconductors: interaction-induced Mott transition in the impurity band, Coulomb disorder induced percolation transition, and random disorder induced Anderson localization. (There are in fact other theoretical possibilities such as structural transitions leading to MIT[11–14] among others[15], which we ignore because they are unlikely to be

operational in simple doped semiconductors of interest in our work.) In the Mott transition scenario, the preferred scenario in most modern discussions on the doping induced MIT, the dopant electrons form an impurity band close to the conduction band, and increasing doping density leads to an electron-electron interaction induced insulator-to-metal transition as envisioned by Mott long time ago[4, 16] as the Coulomb interaction between the electrons gets screened out. The critical density for the Mott transition n_M is universally accepted to be roughly given by [5, 17, 18]:

$$n_M \sim 0.02/a_B^3, \quad (1)$$

where a_B is the effective Bohr radius for the host semiconductor. The percolation transition, which is semi-classical (and essentially a carrier ‘trapping’ mechanism by the disorder potential fluctuations, and is in fact a classical version of Anderson localization in smooth long-range disorder), arises from the smooth background disorder potential due to the random ionized dopants leading to an inhomogeneous ‘mountain and lake’ landscape consisting of spatial puddles of conducting electrons within a disordered insulating background. In such a scenario, electron transport occurs through percolating conducting paths between different puddles in the inhomogeneous system. As a result, the electrons can conduct through the bulk only if the Fermi level is high enough for a percolation path to exist through the whole sample in the inhomogeneous disorder landscape[5, 19]. The actual percolation critical density is non-universal, being dependent on many details of the system, and can only be numerically calculated approximately [20–23]. Many doped two-dimensional semiconductor systems have been shown to manifest the percolation MIT because of the dominance of Coulomb disorder[24–29]. For 3D doped semiconductors, an approximate estimate for the percolation critical MIT density n_p is given by [5, 30, 31]:

$$n_p \sim 0.7n_i^{2/3}/a_B, \quad (2)$$

where n_i is the random charged impurity density (i.e. ionized dopant density). This expression for n_p is valid in the

strongly doped regime, with $n_i a_B^3 \gg 1$. Finally, the Anderson localization transition is purely quantum, and arises from the destructive interference of electron waves induced by the disorder potential created by the random quenched ionized dopant impurities, provided that the random disorder is strong enough [4, 5, 32]. The Anderson localization critical density for doped semiconductors is neither universal nor easy to calculate accurately as it depends on the microscopic details of the random disorder (which would vary from sample to sample). But a reasonable estimate for the localization sets in when the electron loses coherence because of momentum scattering, leading to the disorder induced broadening of the electron momentum itself becoming equal to the Fermi momentum. Thus, n_c for localization is defined implicitly by the following equation:

$$k_F \cdot l_{MFP} = 1. \quad (3)$$

Since both k_F and l_{MFP} depend on the carrier density n , Eq. (3) provides n_c directly if l_{MFP} is known. Eq. 3 defines the well-established IRM criterion for Anderson localization, where the loss of coherence due to disorder scattering is identified as the localization transition from a metal to an insulator.

There is considerable debate on whether the MIT in a particular sample proceeds through a Mott or an Anderson mechanism. In many uncompensated semiconductors, the critical density apparently agrees with the condition for Mott transition [Eq. (1)], signifying that electron-electron correlations presumably play an important role in the MIT[9, 18, 33–35]. On the other hand, theoretical and optical studies of the same systems often show that the transition may be of Anderson type, since the impurity band is separated from the conduction band, and there is no Hubbard gap formation[36, 37]. This implies that in most systems the MIT is caused by a combination of Mott and Anderson mechanisms, making the theoretical problem complicated as disorder and correlation are most likely equally important. One key problem is that the disorder usually cannot be controlled effectively, and significant amount of disorder is required to overcome the Coulomb energy responsible for the Mott transition mechanism. However, recently, phase-change materials (PCM) like GeSb_2Te_4 and $\text{Li}_x\text{Fe}_7\text{Se}_8$ have been studied extensively, where the MIT is shown to be entirely caused by Anderson localization[38–43]. The disorder in PCM systems can be controlled by varying the annealing temperature, enabling the tuning of the system across the MIT at high disorder. Additionally, an Anderson type MIT was also reported in $\text{SrNbO}_{3-x}\text{N}_x$, where the disorder is controlled by the added Nitrogen in the system[44]. The study of the PCM materials[38–43] unambiguously establishes the principle that Anderson localization by itself could drive the doping-induced MIT in semiconductors without Mott correlation effects playing a major role. In addition, carrier density-tuned MIT in 2D semiconductors has been interpreted as an Anderson localization induced crossover phenomenon[45].

In the current work, we make the uncritical assumption of

the doped semiconductor MIT to be arising from the Anderson localization at the bottom of the semiconductor conduction band (or in the impurity band), and obtain n_c as a function of compensation K , which assumes that only a fraction $(1 - K)$ of the donor (acceptor) atoms are actually ionized with the rest being compensated by the presence of random acceptors (donors) in the environment. Compensation introduces considerable random disorder into doped semiconductors, facilitating the Anderson localization driven MIT. Sometimes the compensation is deliberately introduced in the system by doping the sample simultaneously with both donors and acceptors, but often compensation happens unknowingly simply because the sample would typically have both donors and acceptors. Note that for $K = 1$, the sample is fully compensated, and in principle, there are no free carriers, leading to a non-conducting insulating phase independent of the doping level.

Our model for Anderson localization is non-interacting in a direct sense as the problem of localization in the presence of both interaction and disorder is intractable, but screening of the charged disorder by the electrons themselves is included non-perturbatively in the theory through the static random phase approximation (RPA) using the finite momentum Lindhard function[46, 47]. Thus, the effects of interaction are included indirectly in the theory through the screening mechanism of disorder, which arises strictly from the mutual electron-electron Coulomb interaction. The physical picture addressed in our theory is simple: We calculate the carrier mean free path (assuming metallic electrons in the high-doping limit) due to the screened Coulomb disorder scattering by random charged impurities, and then equate the mean free path to the inverse Fermi momentum to obtain the critical MIT density n_c . Our theory is valid only in the metallic regime for carrier density $n > n_c$, but we extend it all the way to $n = n_c$ (from above) in order to estimate the critical density. The theory is obviously approximate as we use the Boltzmann transport theory assuming Born approximation and employ the Lindhard-RPA screening in order to obtain the effective Coulomb disorder. We emphasize that the inclusion of screening is essential in the theory since unscreened Coulomb disorder gives a logarithmically divergent scattering rate in three dimensions and screening regularizes the singular bare scattering in a parameter free manner.

One sharp experimentally testable difference between our Anderson localization scenario and the Mott transition scenario is that the Mott transition implies a universal critical density defined by Eq. (1) which is determined entirely by the host semiconductor effective Bohr radius whereas the localization critical density is non-universal, and should show sample to sample variations depending on the (often unknown) level of intrinsic compensation. Experimentally, the MIT critical density is sample dependent, arguing against a pure Mott transition picture for the doping induced MIT. This is understandable as the Mott transition considers an unphysical perfectly ordered lattice arrangement of the dopants assuming

the full ionization of all dopants. In reality, the ionization is unlikely to be complete and certainly there is considerable spatial randomness in the dopant locations, both aspects of physics ignored in the Mott transition scenario. Our work focuses entirely on the localization scenario as defined by the IRM criterion in Eq. (3), and we obtain the critical transition density defined by Eq. (3) as a function of system parameters.

The rest of this article is organized as follows. In Section II, we provide the basic theory and the model we use. Then, in Section III, we provide approximate analytical results for the relationship between n_c and the impurity density n_i in the high and low density limit, along with exact numerical results, to understand the dependence of n_c on various model parameters. In Section IV, we provide the corresponding analytical results for n_c as a function of compensation K , alongside a comparison with numerical results. We then compare the critical density from Anderson localization with the critical density from Mott criterion and the percolation criterion, to predict the range of compensations where we expect the MIT to be primarily of Anderson type. We conclude in Section VI with a summary and discussion of the open questions.

II. MODEL AND THEORY

We consider a 3D electron (or hole) system at $T = 0$ modeled by a parabolic band structure $\epsilon_{\mathbf{k}} = \hbar^2 \mathbf{k}^2 / 2m$, where \mathbf{k} is the 3D wavevector. The system is characterized by the effective mass m , the 3D carrier density n , the background dielectric constant κ for the screened 3D Coulomb interaction, and the average density of the random charged impurity n_i . In addition to these parameters, we also have the degeneracy of the band $g = g_s g_v$, where g_s is the spin degeneracy and g_v is the valley degeneracy. We will show all the analytic results for a generic degeneracy, however, our numerical results will be for $g_s = 2$ and $g_v = 1$ unless mentioned otherwise. We will also use $m = 0.4m_e$ and $\kappa = 12$ as the typical system parameters for numerical results (with Si being the appropriate semiconductor).

The Coulomb interaction in 3D is given by $V_{\mathbf{q}} = \frac{4\pi e^2}{\kappa q^2}$, and the resulting screened electron-impurity interaction is given by

$$u_{\mathbf{q}} = \frac{V_{\mathbf{q}}}{\epsilon(q)} = \frac{4\pi e^2}{\epsilon(q)\kappa q^2}, \quad (4)$$

where $\epsilon(q)$ is the static RPA screening function in 3D which is given by

$$\epsilon(q) = 1 + \frac{4\pi e^2}{\kappa q^2} \Pi(q), \quad (5)$$

where $\Pi(q)$ is the 3D static polarizability function given by[48]

$$\Pi(q) = \frac{gm k_F}{2\pi^2 \hbar^2} F(q/2k_F), \quad (6)$$

where $F(x)$ is

$$F(x) = \frac{1}{4x} \left((1-x^2) \ln \left| \frac{x+1}{x-1} \right| \right) + \frac{1}{2}. \quad (7)$$

Combining these expressions, the static RPA screening function is written as

$$\epsilon(q) = 1 + \left(\frac{q_{TF}}{q} \right)^2 F(q/2k_F), \quad (8)$$

where q_{TF} is the 3D Thomas-Fermi vector given by

$$q_{TF} = \sqrt{\frac{2gm k_F e^2}{\pi \kappa \hbar^2}}. \quad (9)$$

The key variable to estimate in the IRM criterion is the mean free path l_{MFP} . The mean free path l_{MFP} is defined by the Fermi velocity and a characteristic scattering time scale τ as $l_{MFP} = v_F \tau$. Traditionally, τ is defined to be the transport scattering time of the carriers. However, recently, an alternative choice for τ as the quantum scattering time has been proposed[49]. The quantum scattering time is the momentum lifetime of the carrier, defined via the imaginary part of the self energy. Since it relates to the coherence of the carriers themselves, it is a natural choice to define the scattering time. For low carrier density, strong screening limit, using either the quantum or transport scattering time gives consistent results, however, they differ in the high density limit due to the vertex corrections that enter the transport scattering time. We will show our results using both the quantum and transport scattering time, and discuss how they affect the corresponding Anderson localization critical density.

The transport scattering time τ_t is given by

$$\frac{1}{\tau_t} = \frac{2\pi n_i}{\hbar} \int \frac{d^3 \mathbf{k}}{(2\pi)^3} |u_{\mathbf{q}}|^2 (1 - \cos \theta_{\mathbf{k}, \mathbf{k}_F}) \delta(\epsilon_{\mathbf{k}} - \epsilon_F), \quad (10)$$

where $\theta_{\mathbf{k}, \mathbf{k}_F}$ is the angle between \mathbf{k} and \mathbf{k}_F and $\mathbf{q} = \mathbf{k} - \mathbf{k}_F$. We call the corresponding IRM criterion as the transport IRM criterion. Alternatively, we also consider τ to be the single particle quantum scattering time τ_q , given by

$$\frac{1}{\tau_q} = \frac{2\pi n_i}{\hbar} \int \frac{d^3 \mathbf{k}}{(2\pi)^3} |u_{\mathbf{q}}|^2 \delta(\epsilon_{\mathbf{k}} - \epsilon_F). \quad (11)$$

We call the corresponding IRM criterion as the quantum IRM criterion, which uses the quantum scattering time to define the mean free path.

Note that Eqs. 10 and 11 differ by the vertex correction factor $(1 - \cos \theta)$, indicating that forward scattering is suppressed for the transport scattering rate. The expression for the two quantities, τ_t and τ_q , differ by the $1 - \cos \theta$ term in τ_t , which arises from the vertex corrections in transport quantities. The $1 - \cos \theta$ term takes into account backward scattering with a higher weight as compared to forward scattering, however, for isotropic s -wave scattering processes the transport

time and quantum time are equal, since the vertex correction for s -wave scattering becomes just unity. The simplified expression for the scattering times is given by, following some straightforward algebra,

$$\frac{1}{\tau_{t,q}} = \frac{n_i m}{8\pi\hbar^3 k_F^3} \left(\frac{4\pi e^2}{\kappa} \right)^2 \int_0^1 \frac{\gamma_{t,q} x^{2\gamma_{t,q}-1}}{(x^2 + q_s^2 F(x))^2} dx, \quad (12)$$

where $\gamma_t = 2$, $\gamma_q = 1$ and,

$$q_s = \frac{q_{TF}}{2k_F} = e^\delta n^{-\frac{1}{6}}, \quad \delta = \ln \left(\sqrt{\frac{gme^2}{2\pi\kappa\hbar^2}} \left(\frac{g}{6\pi^2} \right)^{\frac{1}{6}} \right). \quad (13)$$

In the limit of strong screening ($q_s \gg 1$), τ_t and τ_q are *approximately* equal, since the strongly screened Coulomb interaction is approximately s -wave. However, the 3D RPA screening function is in reality modulated by the Friedel oscillation form factor $F(x)$, where $x = 2k_F \sin \frac{\theta}{2}$ and θ is the scattering angle[50]. The value of $F(x)$ ranges from $F(x) = 1$ at $x = 0$ to $F(x) = 0.5$ at $x = 1$. Since the scattering integral is inversely related to $F(x)^2$, back scattering at large $x \sim 1$ ($\theta \sim \pi$) is enhanced over forward scattering at small $x \sim 0$ ($\theta \sim 0$). Due to this enhancement, and since $1/\tau_t$ takes into account back scattering with a higher weight than forward scattering, τ_q is larger than τ_t in the low density, high screening limit. Numerically, we find $\tau_q/\tau_t \simeq 1.2$, and this ratio remains constant when $q_s \gg 1$. We note that in 2D semiconductors, on the other hand, $\tau_q/\tau_t = 1$ holds exactly for strong screening at $T = 0$, because the 2D RPA screening function is exactly s -wave for scattering that occurs on the Fermi surface[49–51]. In the opposite limit of $q_s \ll 1$, the ratio between τ_t and τ_q for 3D semiconductors is approximately calculated by keeping $F(x) = 1$ in Eq. (12), to get,

$$\frac{\tau_q}{\tau_t} = \frac{\int_0^1 \frac{2x^3}{(x^2 + q_s^2)^2} dx}{\int_0^1 \frac{x}{(x^2 + q_s^2)^2} dx} \simeq -4q_s^2 \ln q_s. \quad (14)$$

Considering band parameters for Si with $g_s = 2$, $g_v = 1$, $m = 0.4m_e$, $\kappa = 12$, the value of τ_q/τ_t for $n \sim 10^{18} - 10^{21} \text{cm}^{-3}$ is correspondingly $\tau_q/\tau_t \sim 0.1 - 0.005$. Thus, in general, $\tau_t \gg \tau_q$ except in the extreme strong screening limit of $q_{TF} \gg k_F$ where $\tau_q \sim 1.2\tau_t$.

Having established our model of screened Coulomb disorder, in the next section we proceed to provide numerical results for the critical density, and the corresponding analytical results for the critical density as a function of impurity density in the high density and low density limit, characterized by weak screening and strong screening respectively.

III. RESULTS FOR THE CRITICAL DENSITY

In this section, we use the IRM criterion to derive the critical MIT density n_c as a function of the random charged impurity density n_i . The corresponding equation to solve is an

integral equation, and can only be solved numerically for a general density. Nevertheless, we do provide analytical results for n_c as a function of n_i in various limits, and study the dependence of n_c on the model semiconductor parameters g , κ , and m .

Using the expression for $\tau_{q,t}$, we find the critical density n_c for a given n_i using the IRM criterion, which is re-stated in terms of the scattering transport time as

$$\tau_{t,q} \epsilon_F = \hbar, \quad (15)$$

where $\epsilon_F = \hbar^2 k_F^2 / 2m$ is the Fermi energy. We call the IRM criterion that uses τ_t and τ_q as the transport and quantum IRM respectively. Additionally, we also calculate the exponent α defined by $\alpha = \partial \ln n_c / \partial \ln n_i$ (such that $n_c \sim n_i^\alpha$). The exponent α will be a precise theoretical prediction that can be compared with experimental results. Moreover, α will be different for the n_c calculated via the quantum scattering time and the transport scattering time, and can be used to distinguish between the two IRM mechanisms. Qualitatively, the value of α is a direct measure of the strength of the screening in the system, since the screening parameter q_s is related to n_c as $q_s \sim n_c^{-\frac{1}{6}}$, and n_c increases monotonically with n_i . In the low density limit of $n_c \ll e^\delta$, the screening parameter $q_s \gg 1$, and thus the corresponding impurity density will be approximately equal for both the quantum IRM and the transport IRM, since the quantum scattering time and transport scattering time are approximately equal in the strong screening limit. In this limit, α is equal for both quantum IRM and transport IRM. In the limit of $q_s \gg 1$, we have,

$$\hbar = \tau_t \epsilon_F \sim k_F^3 q_s^4 \epsilon_F / n_i \sim n_c / n_i, \quad (16)$$

and thus we get $n_c \sim n_i$, which gives $\alpha = 1$ for $n_i \ll e^\delta$ ($q_s \gg 1$). In the opposite limit of $q_s \ll 1$, α is different for transport IRM and quantum IRM. This is because $\tau_t \sim -1/\ln q_s$, while $\tau_q \sim q_s^2$, when $q_s \ll 1$. For the transport IRM, we have (for $q_s \ll 1$)

$$\hbar = \tau_t \epsilon_F \sim -k_F^3 \epsilon_F / \ln q_s n_i \sim n_c^{\frac{5}{3}} / n_i, \quad (17)$$

which gives $n_c \sim n_i^{\frac{3}{5}}$ for transport IRM in the weak screening limit. Correspondingly, for the quantum IRM, we have

$$\hbar = \tau_q \epsilon_F \sim k_F^3 \epsilon_F q_s^2 / n_i \sim n_c^{\frac{4}{3}} / n_i, \quad (18)$$

which gives us $n_c \sim n_i^{\frac{3}{4}}$ for quantum IRM. Thus, the dependence of the MIT density on the impurity density is weaker for the transport IRM approximation compared with the quantum IRM approximation.

In Fig. 1(a), we show the numerically calculated n_c as a function of n_i for the Si band parameters using both transport and quantum IRM. Indeed, as expected, for small n_i ($q_s \gg 1$), the value of n_c is linearly proportional to n_i for both the transport and quantum IRM. Due to the form factor of the RPA screening function $F(x)$, the n_c calculated from

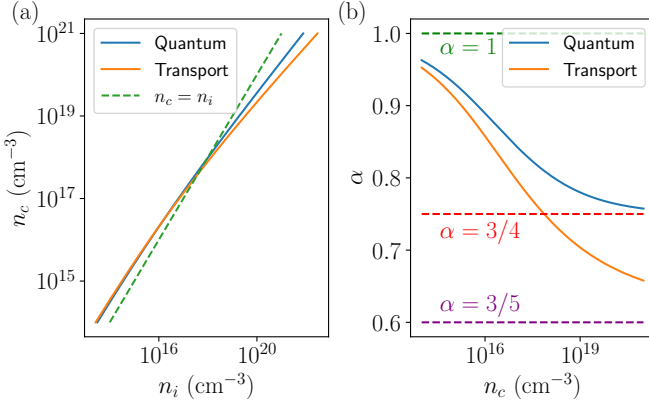


FIG. 1: (a) n_c as a function of n_i using the quantum IRM and transport IRM criterion. There is a value of n_i below which $n_c > n_i$, and is in the region of unphysical compensation. The difference between the quantum IRM and transport IRM grows as n_i increases, with the n_c from quantum IRM being much greater than n_c from transport IRM for large n_i . (b) Evolution of $\alpha(n_c)$, where $\alpha = \partial \ln n_c / \partial \ln n_i$. For small n_c , $\alpha = 1$, while for large n_c , $\alpha = 3/4$ and $3/5$ for quantum and transport IRM respectively.

transport IRM is greater than the n_c calculated from quantum IRM. In the other limit of large n_i ($q_s \ll 1$), the n_c calculated from quantum IRM is greater than the n_c calculated from transport IRM. Moreover, the n_c calculated from quantum and transport IRM scale with different power laws with respect to n_i . Fig. 1(b) shows the corresponding evolution of α , which monotonically decreases with increasing n_c . For both the quantum and transport IRM, α is bounded from above by $\alpha = 1$. As we increase n_i , α decreases towards $\alpha = 0.75$ for quantum IRM, while for transport IRM it decreases to $\alpha = 0.6$ for large n_i .

Unlike 2D semiconductors, the carrier density of 3D semiconductors cannot be easily independently tuned from the impurity density (since gating is typically ineffective in 3D), and since the carrier density arises from ionized dopants (which act as impurities), we have the constraint $n \leq n_i$. In terms of the compensation K , defined via $n = (1 - K)n_i$, in 3D semiconductors we always have $K \geq 0$ since, in general, there are always unintentional random donors and acceptors in the environment even when the semiconductor is deliberately doped by just one type of dopants. As we can see from Fig. 1(a), the $K = 0$ point is at the intersection of the $n_c(n_i)$ curve with the $n_c = n_i$ curve, which gives us a characteristic density n^* satisfying $n_c(n^*) = n^*$. Thus, the physically valid regime is $n_i \geq n^*$. In the low density limit ($q_s \gg 1$), since the critical density goes as $n_c \sim n_i$, we can have a situation where $n_i > n_c$ is true for all n_i , and the Anderson localization always occurs at finite compensation. Analytically, this can be understood by evaluating the constant of proportionality between n_c and n_i , and we find

$$n_c = \frac{8\pi C_{t,q}}{3g} n_i, \quad (q_s \gg 1) \quad (19)$$

where

$$C_{t,q} = \int_0^1 \frac{\gamma_{t,q} x^{2\gamma_{t,q}-1}}{F(x)^2} dx. \quad (20)$$

From this expression, we find that for the quantum (transport) IRM, when $g > 7$ ($g > 8$), the Anderson localization always occurs at finite compensation because $n_c < n_i$ is true for all n_i . The corresponding minimum value of the critical compensation is given by

$$K_c = 1 - \frac{n_c}{n_i} = 1 - \frac{8\pi C_{t,q}}{3g}. \quad (21)$$

When $g \leq 7$ ($g \leq 8$), the minimum compensation at which the Anderson localization occurs is $K_c = 0$ for quantum (transport) IRM. In Fig. 2, we show the $n_c(n_i)$ curve for various degeneracy using the quantum IRM, and as expected we see that $n_c < n_i$ is true for all n_i above a certain value of degeneracy g . Nominally, the conduction band in Si has $g_v = 6$, and therefore, $g = 12$ within the effective mass approximation, implying that any doping-induced MIT in strictly uncompensated Si conduction band (with $K = 0$) cannot be an Anderson localization transition, assuming that the valley degeneracy is not lifted by random strain or other effects beyond the effective mass approximation.

For completeness, we also analyze the low density and high density dependence of n_c on the effective mass m and the dielectric constant κ , and the corresponding results are shown in Fig. 3. At low density and strong screening, as we have noted before, n_c is independent of m and κ , and depends only on g with $n_c = 8\pi C_{t,q} n_i / 3g$. As expected, in Fig. 3, in the small n_c limit there is little variation seen in n_c as κ and m are varied. At high density and weak screening, n_c depends on g and m as

$$n_c \sim \left(g^{\frac{1}{3}} \frac{m}{\kappa} n_c \right)^{\frac{3}{4}}, \quad (22)$$

for quantum IRM, while for transport IRM n_c varies as

$$n_c \sim g \left(\frac{m^2}{\kappa^2} n_i \right)^{\frac{3}{5}}. \quad (23)$$

In the quantum IRM, n_c is inversely proportional to κ , while for the transport IRM it is inversely proportional to $\kappa^{1.2}$. As expected, in Fig. 3(a) and (b), n_c does decrease with increasing κ . Similarly, in the quantum IRM, n_c is proportional to m , while for the transport IRM it is proportional to $m^{1.2}$, and as shown in Fig. 3(c) and (d), n_c increases with increasing m .

We note that, by contrast, the critical MIT doping densities for the Mott and percolation transitions (defined by Eqs. 1 and 2) go respectively as $(m/\kappa)^3$ and m/κ through the dependence of the Bohr radius on the effective mass. In addition, the Mott transition critical density is independent of K or n_i whereas the percolation transition density goes as $\sim n_i^{\frac{3}{2}}$ in Eq. (2). Also, both Mott and percolation critical densities are manifestly independent of the valley or spin degeneracy.

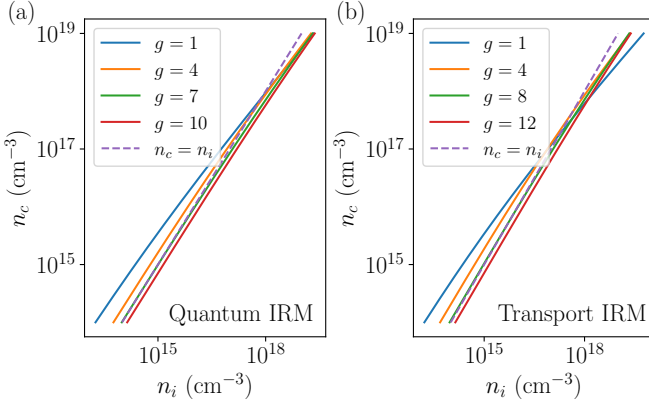


FIG. 2: n_c vs n_i for different degeneracy g calculated using (a) quantum IRM and (b) transport IRM. In the case of quantum IRM, when $g > 7$, the relation $n_c < n_i$ is true for all n_i , while for $g < 7$, there is a density n^* when $n_c = n_i = n^*$, and below which $n_c > n_i$ holds. Similarly, in the case of transport IRM, when $g > 8$, then the relation $n_c < n_i$ holds for all n_i .

To summarize, we have analyzed the various high density and low density limits of the Anderson localization critical density using the quantum and transport IRM criterion. Experimentally, bulk semiconductors are always at a finite compensation where the carrier density is lower than the impurity density ($n < n_i$). To make a realistic connection with experiments, in the next section, we provide analytical results for the critical density as a function of the compensation K and analyze the high compensation and low compensation behaviors of the critical density.

IV. CRITICAL DENSITY AS A FUNCTION OF COMPENSATION

Having described the behavior of the critical density as a function of impurity density in various regimes of density, we now provide analytical results for the critical density as a function of compensation K , and compare the analytical results with the exact numerically calculated n_c . Finally, we compare the critical densities from various mechanisms — Mott, Anderson and percolation — to predict the regions of compensation where we expect the MIT to be primarily of the Anderson localization type. We emphasize that the Mott transition critical density is completely independent of compensation since it depends only on the Bohr radius.

We first calculate n_c as a function of K using the quantum IRM, because the analytical results are tractable as compared with transport IRM, since τ_t is log-singular in q_s for small q_s . From the quantum IRM criterion $\tau_q \epsilon_F = \hbar$, we find n_i as a function of n_c to be

$$n_i = \frac{\hbar k_F^2 / 2m}{\frac{m}{8\pi\hbar^3 k_F^3} \left(\frac{4\pi e^2}{\kappa^2}\right)^2 \int_0^1 dx \frac{x}{(x^2 + q_s^2 F(x))^2}} = f_q(n_c). \quad (24)$$

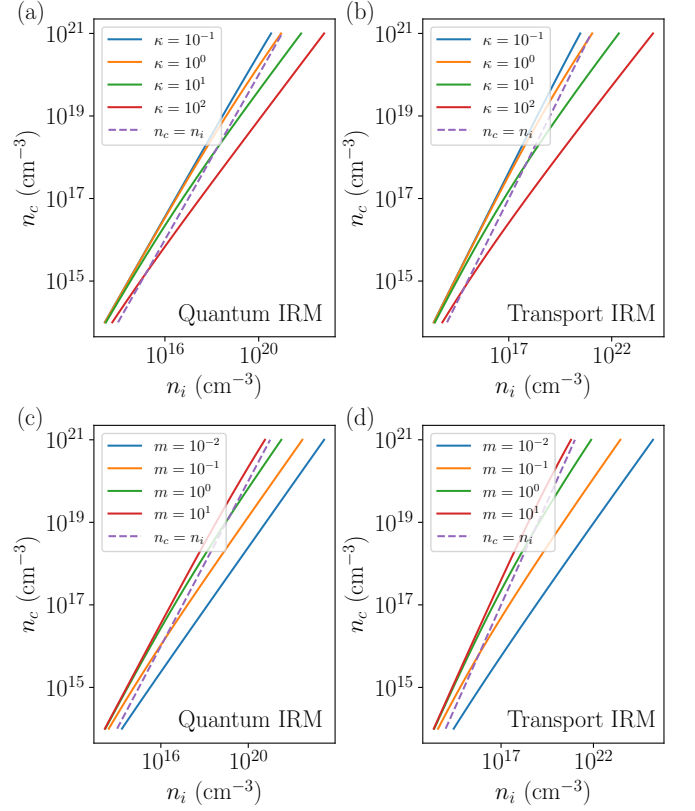


FIG. 3: n_c vs n_i for different κ while keeping $m = 0.4m_e$ constant, calculated using (a) quantum IRM and (b) transport IRM. (c) and (d) are the same as (a) and (b), but with m varied (shown in units of m_e) while $\kappa = 12$ is kept fixed. In the case of transport IRM, the critical density goes as $n_c \sim g \left(\frac{m^2}{\kappa^2} n_i \right)^{3/5}$, for quantum IRM it goes as $n_c \sim \left(g^{1/3} (m/\kappa) n_c \right)^{3/4}$. As a result, in both the quantum and transport IRM, the critical density increases with increasing m , and decreases with increasing κ .

We first focus on the small K limit. The zero compensation $K = 0$ critical density is defined by the fixed point of f , $f_q(n_c) = n_i = n_c$, which we call n^* . Slightly away from n^* , we define $n_i = n^* + \delta n_i$ and $n_c = n^* + \delta n_c$ satisfying $n_i = f_q(n_c)$. Series expanding $f_q(n_c)$ to first order in δn_c gives

$$\delta n_i \simeq \partial_n f_q(n)|_{n=n^*} \delta n_c = D_q \delta n_c, \quad (25)$$

where we define $D_q = \partial_n f_q(n)|_{n=n^*}$, which is given by

$$D_q = \frac{5}{3} - \frac{2}{3} q_s^2 \frac{1}{\int_0^1 dx \frac{x}{(x^2 + q_s^2 F(x))^2}} \int_0^1 dx \frac{x F(x)}{(x^2 + q_s^2 F(x))^3}, \quad (26)$$

where the expression for D_q is evaluated at $n = n^*$. Using $\delta n_i = D_q \delta n_c$, and $n_i = n_c / (1 - K)$, we write n_c in terms of K to find

$$n_c = \frac{n^*(1-K)}{1 + \frac{D_q}{1-D_q} K} \simeq n^* \left(1 - \frac{1}{1-D_q} K \right) \simeq n^* e^{-\frac{1}{1-D_q} K}. \quad (27)$$

In the above equation, we presented n_c as a linear function of K , and as an exponential function of K . Though both of the expressions are consistent with each other in the limit of $K \rightarrow 0$, we find that the exponential function agrees better with the numerical calculation of n_c for larger ranges of K .

Next, we consider the limit of $K \sim 1$ ($q_s \ll 1$). In this regime, we approximate the integral inside the expression for τ_q by setting $F(x) = 1$. The integral reduces to

$$\int_0^1 dx \frac{x}{(x^2 + q_a^2 F(x))^2} \simeq \frac{1}{2} \frac{1}{q_s^2 (q_s^2 + 1)}. \quad (28)$$

Thus, the expression for n_i becomes

$$n_i = \frac{\hbar^2 k_F^2 / 2m}{\frac{m}{8\pi\hbar^3 k_F^3} \left(\frac{4\pi e^2}{\kappa^2}\right)^2 \int_0^1 dx \frac{x}{(x^2 + q_s^2 F(x))^2}} = \eta n_c^{\frac{4}{3}} (\zeta n_c^{-\frac{1}{3}} + 1), \quad (29)$$

where we define

$$\eta = \frac{4\hbar^2 g e^2}{m\kappa \left(\frac{4\pi e^2}{\kappa}\right)^2} \left(\frac{6\pi^2}{g}\right)^{\frac{4}{3}}, \quad \zeta = \frac{g m e^2}{2\pi\kappa\hbar^2} \left(\frac{g}{6\pi^2}\right)^{\frac{1}{3}}. \quad (30)$$

Using $n_i = n_c/(1-K)$, we simplify the expression for $n_i(n_c)$ to get

$$n_c = \left(\frac{1}{\eta(1-K)} - \zeta\right)^3 \simeq \frac{1}{\eta^3(1-K)^3}. \quad (31)$$

We repeat the same analysis for the transport IRM case to derive the large K and small K analytic behavior. The corresponding definition of $f_t(n_c)$ is given by,

$$n_i = \frac{\hbar k_F^2 / 2m}{\frac{m}{8\pi\hbar^3 k_F^3} \left(\frac{4\pi e^2}{\kappa^2}\right)^2 \int_0^1 dx \frac{2x^3}{(x^2 + q_s^2 F(x))^2}} = f_t(n_c). \quad (32)$$

The analysis of the low K behavior proceeds similarly to the quantum IRM case, which gives us

$$n_c = \frac{n^*(1-K)}{1 + \frac{D_t}{1-D_t}K} \simeq n^* \left(1 - \frac{1}{1-D_t}K\right) \simeq n^* e^{-\frac{1}{1-D_t}K}, \quad (33)$$

where we define

$$D_t = \frac{5}{3} - \frac{2}{3} q_s^2 \frac{1}{\int_0^1 dx \frac{x^3}{(x^2 + q_s^2 F(x))^2}} \int_0^1 dx \frac{x^3 F(x)}{(x^2 + q_s^2 F(x))^3}. \quad (34)$$

The large K behavior, on the other hand, is not as straightforward as in the quantum IRM case. This is because in the $q_s \ll 1$ limit, the integral in the expression defining τ_t reduces to

$$\int_0^1 dx \frac{x^3}{(x^2 + q_s^2 F(x))^2} \simeq -\ln q_s, \quad (35)$$

which contains a $\ln q_s$ singularity. The corresponding expression for n_i becomes

$$n_i = \frac{2\pi\hbar^4 \left(\frac{6\pi^2}{g}\right)^{\frac{5}{3}}}{m^2 \left(\frac{4\pi e^2}{\kappa}\right)^2} \frac{n_c^{\frac{5}{3}}}{-\delta + \frac{1}{6} \ln n_c}, \quad (36)$$

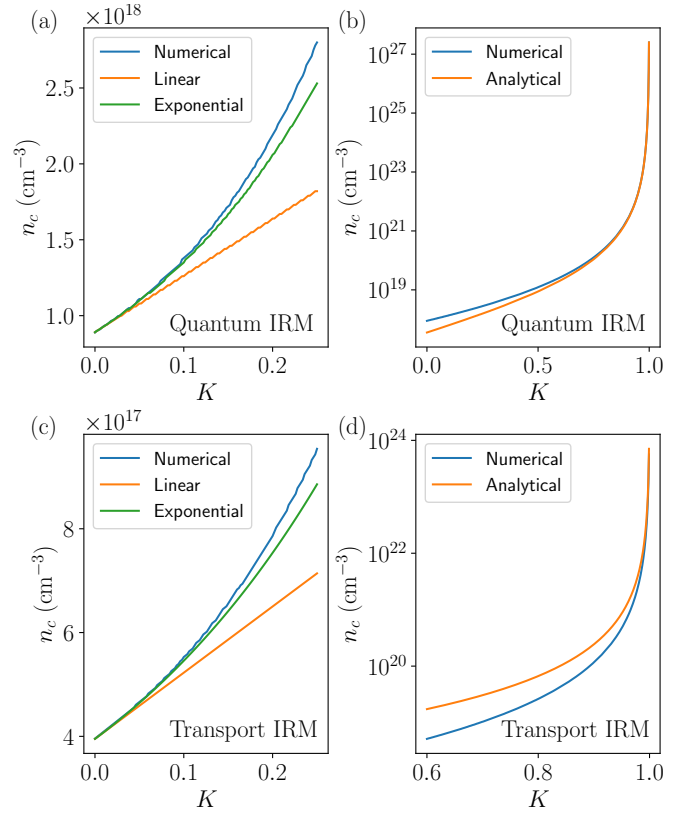


FIG. 4: (a) Comparison of analytic formulas from Eq. (27) with numerically calculated n_c as a function of compensation K for quantum IRM. We see that for small K , the exponential formula agrees well with the numerically calculated result. (b) Comparison of large K analytic formula Eq. (31) for $n_c(K)$ with the numerical result for quantum IRM. We see that the analytic formula agrees well with the numerical result all the way down to $K = 0$. (c) Same as (a), for transport IRM with the analytic formula from Eq. (33), we see that the exponential formula is in good agreement with the numerical result. (d) Same as (b), with transport IRM using the analytic formula from Eq. (39). While the analytic result matches the numerical result for large K , the agreement is not very good for small K since we ignored the $\ln \ln n_c$ terms in the analytical formula.

and using $n_i = n_c/(1-K)$, the expression simplifies to

$$1 - K = \gamma \frac{\frac{1}{6} \ln n_c - \delta}{n_c^{\frac{2}{3}}}, \quad (37)$$

where we define

$$\gamma = \frac{m^2 \left(\frac{4\pi e^2}{\kappa}\right)^2}{2\pi\hbar^4 \left(\frac{6\pi^2}{g}\right)^{\frac{5}{3}}}. \quad (38)$$

The expression for n_c cannot be analytically inverted due to the $\ln n_c$ term, however, we can perform an iterative approxi-

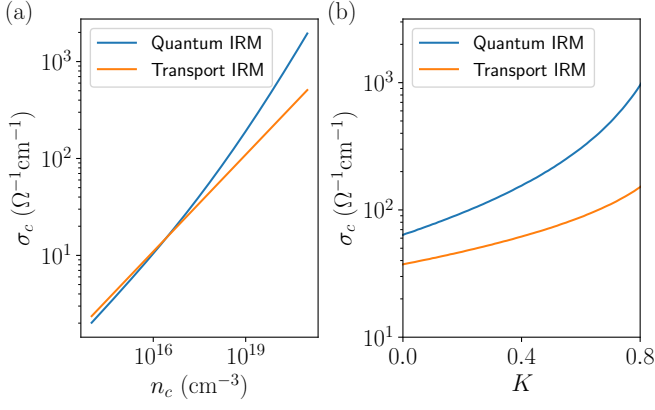


FIG. 5: Conductivity σ_c at the Anderson localization point as a function of (a) n_c and (b) compensation K . (a) We see that as a function of n_c , σ_c calculated from transport IRM follows $\sigma_{c,t} \sim n_c^{\frac{1}{3}}$ for all n_c . On the other hand, while σ_c calculated from quantum IRM follows $\sigma_{c,q} \sim n_c^{\frac{1}{3}}$ for small n_c , it increases at a faster rate for large n_c and follows $\sigma_{c,q} \sim n_c^{\frac{2}{3}}$. (b) As a function of compensation K , we are never in the small n_c regime, and $\sigma_{c,q} > \sigma_{c,t}$ is always true.

mate inversion as follows

$$n_c = \left(\gamma \frac{\frac{1}{6} \ln n_c - \delta}{1 - K} \right)^{\frac{3}{2}} \simeq \left(\gamma \frac{\frac{1}{4} \ln \left(\frac{\gamma}{1-K} \right) - \delta}{1 - K} \right)^{\frac{3}{2}}. \quad (39)$$

In performing the approximate analytical inversion to find n_c as a function of K , we ignored terms of the order $\ln \ln n_c$.

With the analytic dependence of n_c as a function of K , we proceed to provide a comparison of the analytic results with the numerically calculated exact values of n_c . In Fig. 4(a), we show the comparison of the small K numerically calculated n_c from quantum IRM as a function of K , with the analytic formula in Eq. (27). We see that the exponential analytic formula agrees better with the numerical result for a larger range of compensation as compared to the linearized function. In Fig. 4(b), we show the comparison of the corresponding large K analytic formula Eq. (31) with the corresponding numerical result. We see that the agreement of the analytic result is very good with the numerical result, all the way up to small K . In Fig. 4(c) and (d), we show the comparison of the small K and large K numerical result using transport IRM, with the corresponding analytic results based on Eq. (33) and Eq. (39) respectively. In the regime of low compensation, we find that the agreement of the exponential formula is almost exact up to compensation of $K \sim 0.25$. The large K analytical formula, on the other hand, overestimates n_c by a factor of about $\sim \sqrt{10}$ as compared to the numerical result. This disagreement is caused by ignoring the $\ln \ln n$ corrections in Eq. (39), however, the disagreement vanishes if we look at the close vicinity of $K \sim 1$.

We also calculate the minimum critical conductivity, $\sigma_c =$

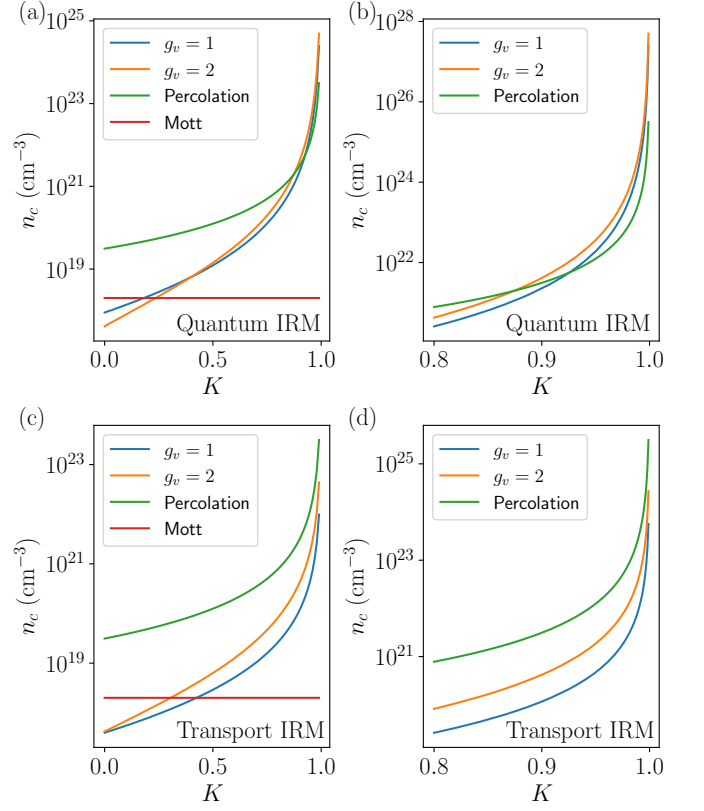


FIG. 6: Comparison of n_c (for valley degeneracy $g_v = 1$ and $g_v = 2$), Mott density n_M and percolation transition density n_p (a) using quantum IRM, for all K , (b) using quantum IRM, zoomed into large K region. (c) and (d) are the same as (a) and (b) respectively, with the corresponding n_c calculated using transport IRM. For very small K , the Mott transition is the leading mechanism for both quantum and transport IRM. Near $K \sim 0.2$, the IRM mechanism becomes relevant for the MIT. For large $K > 0.8$, there is close competition between the percolation transition and IRM mechanism. At very large K , as we see in (b), the quantum IRM mechanism wins over the percolation transition as the leading mechanism, however (as we see in (d)) the percolation transition closely wins over the transport IRM mechanism.

$\sigma(n = n_c)$, at the Anderson localization point, defined by [52]

$$\sigma_c = n_c e^2 \tau_t(n_c) / m. \quad (40)$$

Note that conductivity is always defined using the transport scattering time. Using the transport IRM, at the Anderson localization point, the transport scattering time is given by $\tau_t = \hbar / \epsilon_F$, and the critical conductivity becomes

$$\sigma_{c,t} = n_c e^2 \hbar / (m \epsilon_F) = \frac{e^2}{\hbar} \frac{\pi}{(6\pi^2/g)^{\frac{2}{3}}} n_c^{\frac{1}{3}}. \quad (41)$$

The corresponding formula for $\sigma_{c,q}$ using the quantum IRM is not straightforward, because the critical density n_c should be calculated using the quantum IRM, and then the calculated value of n_c should be used to find the transport scattering time τ_t . In Fig. 5(a) and (b), we show the critical conductivity for

both the quantum and transport IRM as a function of n_c and compensation K respectively. While for low density ($q_s \gg 1$) $\sigma_{c,q}$ and $\sigma_{c,t}$ agree, they differ for large density ($q_s \ll 1$) where $\sigma_{c,q} \sim \frac{n_c^{\frac{2}{3}}}{\ln n_c}$.

While the above calculation for σ_c is done at the MIT critical density n_c , we additionally calculate the scaling form of the conductivity for a generic carrier density n and impurity density n_i , on the metallic side of the MIT. In the low density limit (which is relevant close to the MIT), the transport scattering time is asymptotically given by

$$\tau_t \sim k_F^3 q_s^4 / n_i \sim n^{1-\frac{4}{3}} / n_i \sim n^{\frac{1}{3}} / n_i. \quad (42)$$

Thus, the conductivity scales as

$$\sigma(n) = ne^2 \tau_t / m \sim n^{\frac{4}{3}} / n_i. \quad (43)$$

We emphasize that the above expression is simply a power law exponent for the growth of the conductivity as a function of carrier density, and not a critical exponent (if it exists) for the MIT. On the other end of large carrier density, the transport time is given by $\tau_t \sim -k_F^3 / \ln q_s n_i \sim n / n_i \ln n$, and the corresponding conductivity scales as $\sigma(n) \sim n^2 / n_i \ln n$. These power laws (with the conductivity exponent varying from $4/3$ at low density to 2 at high density) that we derive is calculated using Boltzmann transport, which is valid only on the metallic side of the metal-insulator transition. They are valid in the regime $n > n_c$, and are in agreement with some experiments[53].

Finally, in Fig. 6, we show the comparison of n_c (calculated using the IRM criterion), n_M (calculated using the Mott criterion), and n_p (calculated using the percolation localization). In terms of compensation, the expression for n_p is given by

$$n_p = \left(\frac{0.7}{a_B} \right)^3 \frac{1}{(1-K)^2}. \quad (44)$$

Though we have shown n_p for all ranges of compensation, the percolation mechanism for MIT is valid only at high compensations. Fig. 6(a) and (b) shows the comparison with n_c calculated based on quantum IRM, with (b) showing the comparison between n_c and n_p at large K . Since $n_c \sim \frac{1}{(1-K)^3}$, as expected the quantum IRM density becomes larger than the percolation density. At small K , the Mott mechanism dominates over the quantum IRM till $K \sim 0.2$, after which the IRM criterion becomes the main mechanism for the MIT. Fig. 6(c) and (d) show the same results as Fig. 6(a) and (b), but with n_c calculated using the transport IRM instead of the quantum IRM. At small K , the Mott transition remains dominant till a larger value of compensation (as compared to the quantum IRM). Increasing the valley degeneracy makes the Transport IRM criterion the dominant mechanism for lower compensations. For large $K \sim 1$, the percolation transition prevails over the transport IRM n_c , because for the transport IRM, $n_c \sim \frac{1}{(1-K)^{\frac{3}{2}}}$ near $K \sim 1$, while the percolation transition density goes as $n_p \sim \frac{1}{(1-K)^2}$. As a result, near $K \sim 1$,

$n_p \gg n_c$. We mention, however, that the percolation transition is based on semiclassical arguments involving conducting paths through the inhomogeneous puddle disorder landscape of 'lakes and mountains', and it is likely that at $T = 0$, once quantum tunneling through the 'mountains' becomes dominant, the percolation transition crosses over to the Anderson localization transition since both are disorder-dominated transition from a conductor to an insulator. Further discussion of percolation is well beyond the scope of the current work where our focus is entirely on the crossover conductor-to-insulator transition density arising from the IRM coherence criterion.

V. ANDERSON LOCALIZATION FOR METALS

Before we conclude, we provide a brief discussion on the existence of disordered induced Anderson localization in metals. Regular metals have a large carrier density, with the Fermi level inside the conduction band. The Fermi momentum (wavelength) of metals is large (small). An important characteristic of metals is that they completely screen the charged impurity potential, strongly suppressing the effects of random charged disorder. Effectively, the dielectric screening constant becomes

$$\epsilon(q) \simeq (q_{TF}/q)^2 F(q/2k_F), \quad (45)$$

and the resulting screened impurity potential given by

$$u_{\mathbf{q}} = \frac{4\pi e^2}{q_{TF}^2 F(q/2k_F)} \simeq \frac{4\pi e^2}{q_{TF}^2}, \quad (46)$$

where we work in the small \mathbf{q} limit, and additionally set $\kappa = 1$ for metals. The resulting impurity density required for localizing the electrons is given by the same as Eq. 19, with

$$n_i \sim n_c/4. \quad (47)$$

Fig. 7(a) shows the numerically exact solution of the IRM criterion (Eq. 3) for the range of densities relevant to metals. We note that the required impurity density to localize the electrons is of the same order of magnitude as that of the carrier density, and is larger than the carrier density for $n_c \gtrsim 10^{22} \text{cm}^{-3}$. This is an unphysically high impurity density (approximately one impurity per unit cell), making it essentially impossible to Anderson localize regular metals, and indeed the Anderson localization has never been observed in regular high-density metals.

Due to the large carrier density, the Fermi wavelength in metals is often very small, with $k_F^{-1} \sim 10^{-8} \text{cm}$. In such situations, the Fermi wavelength can end up being smaller than the lattice constant a of the crystalline metal. For coherent transport, however, the electron wavefunction needs to be coherent not just over the length scale of the Fermi wavelength, but also over the length scale of the crystalline structure. As a result, for regular metals, the IRM criterion is often restated

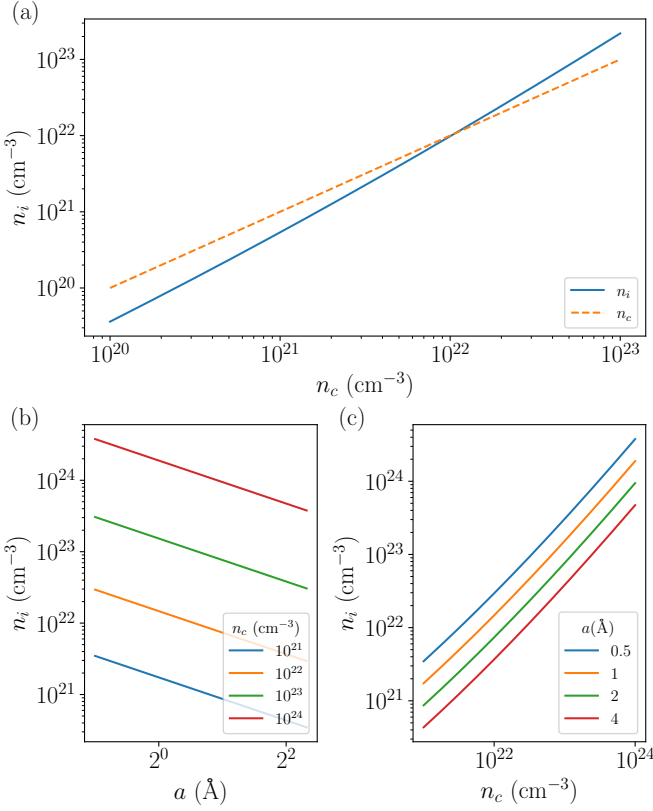


FIG. 7: (a) Impurity density n_i as a function of critical carrier density n_c from the IRM criterion $l_{MFP} = k_F^{-1}$ (b) n_i as a function of lattice constant a for various values of n_c , using the IRM criterion for metals $l_{MFP} = a$ (c) n_i as a function of n_c for various values of lattice constant a , using the IRM criterion for metals.

as [54–57]

$$l_{MFP} = a \quad a \geq k_F^{-1}, \quad (48)$$

$$l_{MFP} = k_F^{-1} \quad a < k_F^{-1}. \quad (49)$$

With the IRM criterion $l_{MFP} = a$, we plot the resulting impurity density as a function of lattice constant a for various values of n_c in Fig. 7(b). We show the required impurity density as a function of critical density for various values of lattice constants in Fig. 7(c). The required impurity density is very large ($> 10^{23} \text{cm}^{-3}$), and unphysical when $n \gtrsim 10^{23} \text{cm}^{-3}$. In metals and semi-metals that have relatively low carrier density ($n \sim 10^{20-21} \text{cm}^{-3}$), it is indeed possible to localize the electrons with a very large amount of disorder. Such a situation has been observed in iron compounds[39, 58], cuprates[59–61], and graphene[62] among others[8]. By contrast, regular high density metals cannot be localized by disorder since the necessary amount of disorder is unphysical.

TABLE I: Summary of our analytical results at the low density ($q_s \gg 1$) and high density ($q_s \ll 1$) limits

IRM	Quantum IRM	Transport IRM
$n_c(q_s \gg 1)$	$\sim \frac{8\pi C_q}{3g} n_i$	$\sim \frac{8\pi C_t}{3g} n_i$
$n_c(q_s \ll 1)$	$\sim \left(g^{\frac{1}{3}} \frac{m}{\kappa} n_i\right)^{\frac{3}{4}}$	$\sim g \left(\frac{m^2}{\kappa^2} n_i\right)^{\frac{3}{5}}$
$8\pi C_{t,q}/3$	$\int_0^1 dx x/F(x)^2 \sim 7.3$	$\int_0^1 dx 2x^3/F(x)^2 \sim 8.8$
$n_c(K \ll 1)$	$\sim n^* \exp\left(-\frac{1}{1-D_q} K\right)$	$\sim n^* \exp\left(-\frac{1}{1-D_t} K\right)$
$n_c(K \sim 1)$	$\sim 1/\eta^3 (1-K)^3$	$\sim \gamma^{\frac{3}{2}}/(1-K)^{\frac{3}{2}}$
$\sigma_c(q_s \gg 1)$	$\sim g^{\frac{2}{3}} n_c^{\frac{1}{3}}$	$\sim g^{\frac{2}{3}} n_c^{\frac{1}{3}}$
$\sigma_c(q_s \ll 1)$	$\sim \frac{\kappa}{mg^{2/3}} n_c^{\frac{2}{3}} / \ln n_c$	$\sim g^{\frac{2}{3}} n_c^{\frac{1}{3}}$

VI. CONCLUSION

We develop a theory for the doping induced metal-insulator transition in bulk semiconductors assuming the transition to be a quantum Anderson localization, as defined by the IRM criterion for the loss of coherent transport, due to carrier scattering by screened Coulomb disorder associated with spatially randomly localized quenched ionized dopant atoms. Our theory provides specific analytical predictions for the dependence of the critical density n_c on the random charged impurity density with $n_c \sim n_i$ and $n_c \sim n_i^{\frac{3}{5}}$ in the low- ($q_s \gg 1$) and high- ($q_s \ll 1$) density limit, respectively, using the transport IRM. A key feature of our theory is a specific prediction on how the critical density varies with compensation K : $n_c \sim \frac{1}{(1-K)^{\frac{3}{2}}}$ using the transport IRM. A summary of our analytic results is shown in Table I. We note that n_c diverges as K approaches unity since the metallic phase is totally suppressed for complete compensation, and the system is thus always a trivial insulator with no conducting carriers. Our predicted K dependence of the MIT has been observed experimentally, establishing the relevance of the Anderson localization scenario to the MIT phenomenon on semiconductors[63]. We mention that the competing strict Mott transition scenario does not predict any compensation dependence of the critical density which is universal in the Mott transition scenario independent of K . We believe that the Anderson localization picture applies increasingly more accurately with increasing compensation whereas the Mott transition picture perhaps applies better to strictly uncompensated systems [53, 64–66]. There is no independent way of ensuring a sample to be uncompensated since the unintentional compensation due to the unknown presence of both donors and acceptors is more likely generic. Since the randomness is enhanced for higher compensation, it is likely that the doping induced MIT crosses over from being more Mott-like for uncompensated semiconductors to being more Anderson-like for compensated semiconductors.

Our theory uses Boltzmann transport to calculate the transport scattering time and conductivity. However, Boltzmann transport is valid only in the metallic regime, and the insulating transition never shows up within this framework. Instead, we approach the MIT from the metallic side, where Boltzmann transport is valid, and operationally define the MIT using the IRM criterion. Near the IRM point, Boltzmann transport is not expected to be quantitatively valid. On the other hand, the IRM criterion allows us to derive a large collection of analytical results, trends and power-laws, which are expected to be qualitatively correct. Our theory is by no means the complete theory of Anderson localization, but it nonetheless provides a lot of insight about the behavior and properties of the metal-insulator transition in semiconductors. We emphasize that our MIT is synonymous with IRM, and we uncritically assume that the IRM criterion gives the condition for MIT. Our theory would not describe any MIT which happens far away from the IRM condition.

The theory is at $T = 0$. At finite, but low temperatures, ignoring the exponentially small thermal carrier excitation, the main effects would be a thermal weakening of screening and a thermal smearing of the Fermi surface, which oppose each other in affecting the mean free path (and the effective scattering rate). In three dimensional semiconductors, the thermal averaging effect wins out over reduced screening, producing an $O(T^2)$ increase in the effective mean free path, consequently leading to a decreasing n_c with increasing temperature (keeping all other parameters fixed). Of course, with further increase in temperature, thermal occupancy of ionized carriers complicates the picture as the system becomes ‘trivially’ metallic except the conductivity is thermally activated akin to insulators. We note that for the Mott transition, however, the only finite temperature effect would be a suppressed screening, leading consequently to an increasing critical MIT density with increasing temperature, again the increase is a weak $O(T^2)$ effect. The difference between the thermal effects on the critical density between the Anderson localization and the Mott transition can, in principle, be used to distinguish which mechanism may be operational in a particular observation of the doping induced MIT.

We note that our theory can only obtain the critical density for the MIT, and cannot predict the critical exponent since our theory is not a critical (or scaling) theory, but is a theory for the doping induced crossover between a metal and an insulator. The IRM criterion describes a crossover and not a transition, and is thus well-suited to predict the transition or the crossover density, but not any critical behavior of the conductivity near the transition point. Our theory, being based on the Boltzmann transport theory, predicts a finite resistivity at the crossover point defined by n_c , and the IRM criterion asserts that the system is a metal (with increasing resistivity with increasing temperature) for $n > n_c$ and an insulator (with decreasing resistivity with increasing temperature) for $n < n_c$ [67]. There is no obvious critical scaling behavior of the conductivity in our theory since we use the Boltzmann transport formalism

to calculate the mean free path. By contrast, critical scaling theories cannot predict the value of the critical density, which is the focus of the current work. It is possible to calculate the critical point based on numerical scaling techniques for simple models[68], however, taking into account realistic Coulomb disorder potential remains computationally challenging. Also, calculating the critical density itself is well beyond the scope of numerical scaling localization calculations, and the calculation of n_c as a function of system parameters is the main point addressed in our work. Experimentally, n_c is much easier to determine than the scaling exponents[69, 70], but our theory is certainly limited, because of the use of the IRM criterion in treating the MIT as a crossover at n_c . The existence of a minimal metallic conductivity at the MIT remains controversial. Theories based on the scaling theory of localization find that the MIT should be continuous, without a minimum value of the conductivity[71], which has been verified by some experiments[72, 73]. However, a sharp MIT has also been observed in semiconductor systems[74], including phase change materials[38, 40, 44]. The challenge in distinguishing a sharp MIT with a minimal conductivity from a continuous MIT is in extrapolating the finite temperature conductivity to find the corresponding $T = 0$ value, since there is no clear-cut and universal way to perform the extrapolation. In fact, there are double extrapolations involved in the study of the MIT as a continuous transition: One must extrapolate $\sigma(n, T)$ to $T = 0$ for each n , and then extrapolate the density to $n = n_c$ in order to ascertain where $\sigma(n = n_c; T = 0)$ vanishes. such extrapolations are inherently error-prone, particularly since $\sigma(n)$ for $n \sim n_c$ is extremely small. Recently, it has also been noted that different methods of extrapolation can lead to differing conclusions with regard to the nature of the transition[75].

The critical density n_c in our IRM-based theory has a physical explanation, which requires no extrapolation and is thus experimentally more appealing. The conductivity $\sigma(n, T)$ does not vanish at the critical density n_c we obtain, but $d\sigma/dT$ changes its sign at $n = n_c$ from being negative for $n > n_c$ to being positive for $n < n_c$ at low enough temperatures. The basic idea is that a metal (insulator) has a conductivity decreasing (increasing) with temperature since at $T = 0$ a metal (insulator) has finite (zero) conductivity. In fact, the definition of a metal versus an insulator in terms of the temperature coefficient of the conductivity is well-established, and operationally effective since it requires neither an extrapolation to $T = 0$ nor an extrapolation in density (in extracting the critical density). Accepting that the ‘critical’ density we calculate is the crossover density where the derivative of the conductivity changes its sign side-steps the controversial issue of the existence or not of a minimum metallic conductivity since n_c now is a crossover density defining a crossover from an effective insulator for $n < n_c$ (with $d\sigma/dT > 0$) to an effective metal for $n > n_c$ (with $d\sigma/dT < 0$). The possibility that the actual critical density for the MIT is lower than our calculated n_c cannot be ruled out, but our calculated n_c is certainly close to any putative transition density (if the MIT is indeed a

continuous transition with $\sigma(n)$ vanishing at the critical density) since $\sigma(n)$ varies fast near $n \sim n_c$. If n_c is indeed the crossover density where $d\sigma/dT$ changes the sign, there is no conceptual problem with $\sigma(n = n_c)$ being finite since it is only the conductivity at $n = n_c$ which, if the transition is indeed continuous, slightly on the metallic side of the transition.

Since our theory is not a critical theory for the localization transition, the concept of a critical exponent, ν , where $\sigma(n) \sim (n - n_c)^\nu$ close to the localization transition, does not apply. The value of the localization exponent and whether such an exponent even exists (i.e. whether the transition is continuous or not) have been much discussed in the literature, but we have nothing to add to this debate since ours is a theory for the crossover associated with the loss of metallic coherence and not a theory for the scaling localization itself. We can, however, calculate an exponent ‘ ν ’ defined by $\sigma(n) \sim n^\nu$ where our ν simply defines the power law growth of the 3D conductivity with carrier density. It is straightforward to show that for Coulomb disorder at low density (where $q_s \gg 1$), the conductivity exponent is 1.33[76]. Thus, we predict that $\nu = 1.33$, which is in agreement with some experiments[53], but not with others[74]. We emphasize that our calculated exponent is not a critical scaling exponent, but a power law exponent for the density dependence of the conductivity. It may be interesting to note that our low-density conductivity exponent ($\nu = 1.33$) for Coulomb disorder is actually very close to the theoretical critical exponent for the 3D Anderson localization in correlated disorder as calculated by direct numerical diagonalization on a tight binding lattice, finding $\nu \sim 1.3 - 1.5$ [77]. Whether this is a pure coincidence with no significance or not is unknown, but we believe that the conductivity $\sigma(n)$ should scale as $\sim n^{1.33}$ in the low-temperature metallic doped semiconductors for $n \gg n_c$. This prediction should be experimentally tested. Note that our theory predicts a density dependence of the crossover exponent $\nu(n)$, with ν increasing from 1.33 for $q_s \gg 1$ (low density) to $\nu = 2$ for $q_s \ll 1$ (high density)[76].

Our theory uses many approximations, in addition to assuming the MIT to be strictly a localization phenomenon. We use RPA for screening the bare Coulomb disorder, which should be adequate, but by no means exact. We use the Boltzmann transport theory to calculate the mean free path, which is reasonable when the mean free path is much larger than $1/k_F$, but fails in an unknown way close to the transition point where $l_{MFP} = 1/k_F$. Since the Boltzmann theory remains well defined for all values of l_{MFP} as long as $n > n_c$, the approximation of using it all the way to the IRM point of $l_{MFP} \cdot k_F = 1$ introduces quantitative, but not qualitative, errors. Going beyond our approximation including higher order scattering diagrams would not improve the situation much since the scattering regime close to the transition is most likely nonperturbative, necessitating a fully numerical localization calculation, which is beyond the scope of the current work where our interest in understanding general theoretical trends, and in particular, the behavior of the MIT density n_c on sys-

tem parameters. In any case, such a fully numerical exact localization calculation taking into account long-range correlated Coulomb disorder is computationally challenging and has not been attempted in the literature. The goal of the current work is analytical understanding of the critical density on Coulomb disorder rather than numerical precision.

A relevant question is how one can ascertain whether a particular doping induced MIT in an experiment is more Mott-like or more Anderson-like since the two theories emphasize complementary physical mechanisms for the MIT (interaction for Mott and disorder for Anderson). In general, as already stated above, we believe that with increasing compensation, disorder is enhanced, and therefore, the MIT becomes more like an Anderson localization at higher compensations[78]. In reality, of course, both interaction and disorder are important, and a sharp distinction between Mott and Anderson is not meaningful with the MIT being an Anderson-Mott transition[79, 80]. One simple rule to discern the two mechanisms could be that whichever has a higher critical density in a particular situation should win out since at low densities the system is insulating for both mechanisms[38, 40, 44]. This simple rule could in principle distinguish if a particular observed MIT is more Mott-like or more Anderson-like. Also, the Mott critical density is universal for each semiconductor as it depends only on the Bohr radius whereas the Anderson critical density varies with all system parameters, particularly the compensation. Any compensation dependence of n_c argues in favor of the Anderson transition[63].

In principle, an Anderson localization type MIT can also be defined for metals and semi-metals. However, metals screen charged impurities completely, and therefore, the effects of charged impurity disorder is strongly suppressed. Moreover, in most metals (with a typical carrier density of $n \sim 10^{23} \text{cm}^{-3}$), the Fermi momentum is of the order $k_F \sim 10^8 \text{cm}^{-1}$. If it were possible to localize the electrons in a metal, then the corresponding mean free path required by the IRM criterion is $l_{MFP} \sim k_F^{-1} \sim 10^{-8} \text{cm}$, necessitating a disorder concentration of about $n_i \sim 2 \cdot 10^{23} \text{cm}^{-3}$ – twice as much as the electron density, which is impossible to achieve! Even amorphous and liquid metals (which are in some sense maximally disordered due to lack of a crystalline structure) are still conducting. Thus, in practice, the amount of disorder required to localize electrons in metals is unphysically large, unless the metal has relatively a very low density. Such a situation can occur, for example, in cuprates or semi-metals, which have low carrier density of $n \sim 10^{21} \text{cm}^{-3}$, and can be localized with a large amount of disorder. Our theory provides a reasonable description for such low-density metals, and also explains why Anderson localization has never been observed in regular high-density metals.

We conclude by emphasizing that a full theory for the MIT must include both the interaction effects of inter-electron Coulomb correlations intrinsic to the Mott transition and the localization effects of the random Coulomb impurity disorder inherent to the Anderson transition. A theory including both

to obtain the critical density remains intractable and is one of the long-lasting unsolved problems in physics. How to include both disorder and interaction in a theory on a nonperturbative equal footing when both are strong remains open, and our work shows that neglecting the localization effects uncritically is a mistake, certainly for highly compensated samples

with strong Coulomb disorder effects.

ACKNOWLEDGMENTS

This work is supported by the Laboratory for Physical Sciences.

-
- [1] N. W. Ashcroft and N. D. Mermin, *Solid state physics* (Cengage Learning, 2022).
- [2] W. Shockley, *Electrons and Holes in Semiconductors: With Applications to Transistor Electronics*, Bell Telephone Laboratories series (Van Nostrand, 1950).
- [3] R. A. Smith, *Semiconductors. 2d ed.* (Cambridge University Press, 1978).
- [4] N. Mott, *Metal-Insulator Transitions (1st ed.)* (CRC Press, 1990).
- [5] B. I. Shklovskii and A. L. Efros, *Electronic properties of doped semiconductors*, Vol. 45 (Springer Science & Business Media, 2013).
- [6] N. F. Mott, "Metal-insulator transition," *Reviews of Modern Physics* **40**, 677 (1968).
- [7] P. A. Lee and T. Ramakrishnan, "Disordered electronic systems," *Reviews of modern physics* **57**, 287 (1985).
- [8] M. Imada, A. Fujimori, and Y. Tokura, "Metal-insulator transitions," *Reviews of modern physics* **70**, 1039 (1998).
- [9] M. N. Alexander and D. F. Holcomb, "Semiconductor-to-metal transition in n-type group iv semiconductors," *Reviews of Modern Physics* **40**, 815 (1968).
- [10] C. Yamanouchi, K. Mizuguchi, and W. Sasaki, "Electric conduction in phosphorus doped silicon at low temperatures," *Journal of the Physical Society of Japan* **22**, 859 (1967).
- [11] T. Furubayashi, T. Matsumoto, T. Hagino, and S. Nagata, "Structural and magnetic studies of metal-insulator transition in thiospinel Cu_2S_4 ," *Journal of the Physical Society of Japan* **63**, 3333 (1994).
- [12] A. Mineshige, M. Inaba, T. Yao, Z. Ogumi, K. Kikuchi, and M. Kawase, "Crystal structure and metal-insulator transition of $\text{La}_1-x\text{Sr}_x\text{CoO}_3$," *Journal of Solid State Chemistry* **121**, 423 (1996).
- [13] D. McWhan, T. Rice, and J. Remeika, "Mott transition in $\text{Cr-doped V}_2\text{O}_3$," *Physical Review Letters* **23**, 1384 (1969).
- [14] R. Jullien and D. Jerome, "Etude de l'ytterbium et des alliages ytterbium-baryum sous haute pression a basse temperature," *Journal of Physics and Chemistry of Solids* **32**, 257 (1971).
- [15] D. Di Sante, S. Fratini, V. Dobrosavljević, and S. Ciuchi, "Disorder-driven metal-insulator transitions in deformable lattices," *Physical Review Letters* **118**, 036602 (2017).
- [16] N. F. Mott, "The basis of the electron theory of metals, with special reference to the transition metals," *Proceedings of the Physical Society. Section A* **62**, 416 (1949).
- [17] T. Chen, K. Reich, N. J. Kramer, H. Fu, U. R. Kortshagen, and B. Shklovskii, "Metal-insulator transition in films of doped semiconductor nanocrystals," *Nature materials* **15**, 299 (2016).
- [18] P. P. Edwards and M. J. Sienko, "Universality aspects of the metal-nonmetal transition in condensed media," *Physical Review B* **17**, 2575 (1978).
- [19] S. Kirkpatrick, "Percolation and conduction," *Reviews of modern physics* **45**, 574 (1973).
- [20] A. Efros and B. I. Shklovskii, "Critical behaviour of conductivity and dielectric constant near the metal-non-metal transition threshold," *Physica status solidi (b)* **76**, 475 (1976).
- [21] S. D. Sarma, S. Adam, E. Hwang, and E. Rossi, "Electronic transport in two-dimensional graphene," *Reviews of modern physics* **83**, 407 (2011).
- [22] E. Arnold, "Disorder-induced carrier localization in silicon surface inversion layers," *Applied Physics Letters* **25**, 705 (1974).
- [23] S. D. Sarma, E. Hwang, and Q. Li, "Two-dimensional metal-insulator transition as a potential fluctuation driven semiclassical transport phenomenon," *Physical Review B* **88**, 155310 (2013).
- [24] R. Leturcq, D. L'Hôte, R. Tourbot, C. Mellor, and M. Henini, "Resistance noise scaling in a dilute two-dimensional hole system in GaAs," *Physical review letters* **90**, 076402 (2003).
- [25] S. Ilani, A. Yacoby, D. Mahalu, and H. Shtrikman, "Unexpected behavior of the local compressibility near the $b=0$ metal-insulator transition," *Physical Review Letters* **84**, 3133 (2000).
- [26] M. Lilly, J. Reno, J. Simmons, I. Spielman, J. Eisenstein, L. Pfeiffer, K. West, E. Hwang, and S. D. Sarma, "Resistivity of dilute 2d electrons in an undoped GaAs heterostructure," *Physical review letters* **90**, 056806 (2003).
- [27] M. Manfra, E. Hwang, S. D. Sarma, L. Pfeiffer, K. West, and A. Sergent, "Transport and percolation in a low-density high-mobility two-dimensional hole system," *Physical review letters* **99**, 236402 (2007).
- [28] L. Tracy, E. Hwang, K. Eng, G. Ten Eyck, E. Nordberg, K. Childs, M. Carroll, M. Lilly, and S. D. Sarma, "Observation of percolation-induced two-dimensional metal-insulator transition in a Si MOSFET," *Physical Review B* **79**, 235307 (2009).
- [29] C. Jiang, D. Tsui, and G. Weimann, "Threshold transport of high-mobility two-dimensional electron gas in GaAs/AlGaAs heterostructures," *Applied physics letters* **53**, 1533 (1988).
- [30] A. Spinelli, M. Torija, C. Liu, C. Jan, and C. Leighton, "Electronic transport in doped SrTiO_3 : Conduction mechanisms and potential applications," *Physical Review B* **81**, 155110 (2010).
- [31] Y. Huang, Y. Ayino, B. Shklovskii, *et al.*, "Metal-insulator transition in n-type bulk crystals and films of strongly compensated SrTiO_3 ," *Physical Review Materials* **5**, 044606 (2021).
- [32] P. W. Anderson, "Absence of diffusion in certain random lattices," *Physical review* **109**, 1492 (1958).
- [33] A. Zylbersztein and N. F. Mott, "Metal-insulator transition in vanadium dioxide," *Physical Review B* **11**, 4383 (1975).
- [34] D. McWhan and J. Remeika, "Metal-insulator transition in $\text{V}_{1-x}\text{Cr}_x\text{V}_2\text{O}_3$," *Physical Review B* **2**, 3734 (1970).

- [35] S. Kachi, K. Kosuge, and H. Okinaka, "Metal-insulator transition in vno_{2n-1} ," *Journal of Solid State Chemistry* **6**, 258 (1973).
- [36] A. Gaymann, H. Geserich, and H. v. Löhneysen, "Temperature dependence of the far-infrared reflectance spectra of $si:P$ near the metal-insulator transition," *Physical Review B* **52**, 16486 (1995).
- [37] R. Bhatt and T. Rice, "Single-particle energy levels in doped semiconductors at densities below the metal-nonmetal transition," *Physical Review B* **23**, 1920 (1981).
- [38] T. Siegrist, P. Jost, H. Volker, M. Woda, P. Merkelbach, C. Schlockermann, and M. Wuttig, "Disorder-induced localization in crystalline phase-change materials," *Nature materials* **10**, 202 (2011).
- [39] T. Ying, Y. Gu, X. Chen, X. Wang, S. Jin, L. Zhao, W. Zhang, and X. Chen, "Anderson localization of electrons in single crystals: $Li_xFe_7Se_8$," *Science advances* **2**, e1501283 (2016).
- [40] V. Bragaglia, F. Arciprete, W. Zhang, A. M. Mio, E. Zallo, K. Perumal, A. Giussani, S. Cecchi, J. E. Boschker, H. Riechert, *et al.*, "Metal-insulator transition driven by vacancy ordering in $gesbte$ phase change materials," *Scientific reports* **6**, 23843 (2016).
- [41] Z. Wang, H. Wu, G. W. Burr, C. S. Hwang, K. L. Wang, Q. Xia, and J. J. Yang, "Resistive switching materials for information processing," *Nature Reviews Materials* **5**, 173 (2020).
- [42] S. Rostami, M. Afrand, A. Shahsavari, M. Sheikholeslami, R. Kalbasi, S. Aghakhani, M. S. Shadloo, and H. F. Oztop, "A review of melting and freezing processes of $pcm/nano-pcm$ and their application in energy storage," *Energy* **211**, 118698 (2020).
- [43] R. Shekhawat, V. E. Madhavan, and K. Ramesh, "Improved thermal stability and direct hexagonal transition accompanied by metal-insulator transition in arsenic substituted $ge_{2sb}te_5$," *Journal of Alloys and Compounds* **910**, 164897 (2022).
- [44] D. Oka, Y. Hirose, S. Nakao, T. Fukumura, and T. Hasegawa, "Electron localization induced by intrinsic anion disorder in a transition metal oxynitride," *Communications Physics* **4**, 269 (2021).
- [45] S. D. Sarma and E. Hwang, "Two-dimensional metal-insulator transition as a strong localization induced crossover phenomenon," *Physical Review B* **89**, 235423 (2014).
- [46] J. Lindhard, M. Scharff, and H. Schiøtt, "Kgl. danske videnskab. selskab, mat," *Fys. Medd* **28**, 1 (1954).
- [47] J. Lindhard, "On the properties of a gas of charged particles," *Dan. Vid. Selsk. Mat.-Fys. Medd.* **28**, 8 (1954).
- [48] P. Coleman, *Introduction to many-body physics* (Cambridge University Press, 2015).
- [49] S. Ahn and S. D. Sarma, "Anderson localization crossover in two-dimensional si systems: The past and the present," *Physical Review Materials* **6**, L091001 (2022).
- [50] S. D. Sarma and F. Stern, "Single-particle relaxation time versus scattering time in an impure electron gas," *Physical Review B* **32**, 8442 (1985).
- [51] S. D. Sarma and E. Hwang, "Mobility versus quality in two-dimensional semiconductor structures," *Physical Review B* **90**, 035425 (2014).
- [52] N. Mott, "Electrons in disordered structures," *Advances in Physics* **16**, 49 (1967).
- [53] H. v. Löhneysen, "Electron-electron interactions and the metal-insulator transition in heavily doped silicon," *Annalen der Physik* **523**, 599 (2011).
- [54] N. Husseyll, K. Takenaka, and H. Takagi, "Universality of the mott-ijoffe-regel limit in metals," *Philosophical Magazine* **84**, 2847 (2004).
- [55] A. Ioffe and A. Regel, "Non-crystalline, amorphous and liquid electronic semiconductors," *Prog. Semicond* **4**, 237 (1960).
- [56] A. Joffe, "Heat transfer in semiconductors," *Canadian Journal of Physics* **34**, 1342 (1956).
- [57] M. Gurvitch, "Ioffe-regel criterion and resistivity of metals," *Physical Review B* **24**, 7404 (1981).
- [58] A. Williams, T. McQueen, V. Ksenofontov, C. Felser, and R. Cava, "The metal-insulator transition in $fe_{1-x}co_x$," *Journal of Physics: Condensed Matter* **21**, 305701 (2009).
- [59] I. Mikhajlov, A. Morozovskij, and S. Tolpygo, "Anderson localization and superconductivity in $la_{2-x}m_xcu_{4-y}$ ($m = sr, ba, hf$)," *Fizika Nizkikh Temperatur* **15**, 79 (1989).
- [60] S. Acharya, C. Weber, E. Plekhanov, D. Pashov, A. Taraphder, and M. Van Schilfhaarde, "Metal-insulator transition in copper oxides induced by apex displacements," *Physical Review X* **8**, 021038 (2018).
- [61] P. Orgiani, C. Aruta, G. Balestrino, D. Born, L. Maritato, P. Medaglia, D. Stornaiuolo, F. Tafuri, and A. Tebano, "Direct measurement of sheet resistance r in cuprate systems: evidence of a fermionic scenario in a metal-insulator transition," *Physical review letters* **98**, 036401 (2007).
- [62] G. Eda, C. Mattevi, H. Yamaguchi, H. Kim, and M. Chhowalla, "Insulator to semimetal transition in graphene oxide," *The Journal of Physical Chemistry C* **113**, 15768 (2009).
- [63] U. Thomanschefsky and D. Holcomb, "Metal-insulator transition in the compensated semiconductor $si:(p, b)$," *Physical Review B* **45**, 13356 (1992).
- [64] B. I. Shklovskii, "Private communications,".
- [65] A. Ghazali and P. L. Hugon, "Density-functional approach to the metal-insulator transition in doped semiconductors," *Physical Review Letters* **41**, 1569 (1978).
- [66] P. Newman and D. Holcomb, "Metal-insulator transition in $si:As$," *Physical Review B* **28**, 638 (1983).
- [67] N. Mott, "Conduction in non-crystalline systems ix. the minimum metallic conductivity," *Philosophical Magazine* **26**, 1015 (1972).
- [68] P. Markos, "Numerical analysis of the anderson localization," *arXiv preprint cond-mat/0609580* (2006).
- [69] M. Hirsch, U. Thomanschefsky, and D. Holcomb, "Critical behavior of the zero-temperature conductivity in compensated silicon, $si:(p, b)$," *Physical Review B* **37**, 8257 (1988).
- [70] H. Stupp, M. Hornung, M. Lakner, O. Madel, and H. v. Löhneysen, "Possible solution of the conductivity exponent puzzle for the metal-insulator transition in heavily doped uncompensated semiconductors," *Physical review letters* **71**, 2634 (1993).
- [71] W. McMillan, "Scaling theory of the metal-insulator transition in amorphous materials," *Physical Review B* **24**, 2739 (1981).
- [72] B. Dodson, W. McMillan, J. Mochel, and R. Dynes, "Metal-insulator transition in disordered germanium-gold alloys," *Physical Review Letters* **46**, 46 (1981).
- [73] A. Zabrodskii and K. Zinov'eva, "Low-temperature conductivity and metal-insulator transition in compensated $n-ge$," *Zh. Eksp. Teor. Fiz* **86**, 727 (1984).
- [74] T. Rosenbaum, K. Andres, G. Thomas, and R. Bhatt, "Sharp metal-insulator transition in a random solid," *Physical Review Letters* **45**, 1723 (1980).
- [75] A. Möbius, "The metal-insulator transition in disordered solids: How theoretical prejudices influence its characterization a crit-

- ical review of analyses of experimental data,” *Critical Reviews in Solid State and Materials Sciences* **44**, 1 (2019).
- [76] S. D. Sarma and E. Hwang, “Universal density scaling of disorder-limited low-temperature conductivity in high-mobility two-dimensional systems,” *Physical Review B* **88**, 035439 (2013).
- [77] A. Croy, P. Cain, and M. Schreiber, “The role of power-law correlated disorder in the anderson metal-insulator transition,” *The European Physical Journal B* **85**, 1 (2012).
- [78] G. Thomas, Y. Ootuka, S. Katsumoto, S. Kobayashi, and W. Sasaki, “Evidence for localization effects in compensated semiconductors,” *Physical Review B* **25**, 4288 (1982).
- [79] T. Rosenbaum, R. Milligan, M. Paalanen, G. Thomas, R. Bhatt, and W. Lin, “Metal-insulator transition in a doped semiconductor,” *Physical Review B* **27**, 7509 (1983).
- [80] K. Byczuk, W. Hofstetter, and D. Vollhardt, “Mott-hubbard transition versus anderson localization in correlated electron systems with disorder,” *Physical review letters* **94**, 056404 (2005).